

Figure 7
General Appearance of the EUT



Figure 8
Inside of the EUT




Figure 9
Inside of the EUT



Figure 10
Inside of the EUT




Figure 11
Inside of the EUT




Figure 12
Inside of the EUT



Figure 13
Inside of the EUT



Figure 14
Inside of the EUT



Figure 15
Inside of the EUT



Figure 16
Speaker of the EUT



Figure 17
Component Side of the PCB




Figure 18
Component Side of the PCB




Figure 19
Component Side of the PCB




Figure 20
Component Side of the PCB




Figure 21
Component Side of the PCB




Figure 22
Component Side of the PCB




Figure 23
Component Side of the PCB




Figure 24
Component Side of the PCB




Figure 25
Component Side of the PCB



Figure 26
Component Side of the PCB



Figure 27
Component Side of the PCB



Figure 28
Component Side of the PCB




Figure 29
Component Side of the PCB




Figure 30
Component Side of the PCB




Figure 31
Component Side of the PCB



Figure 32
Component Side of the PCB



Figure 33
Component Side of the PCB




Figure 34
Component Side of the PCB




Figure 35
Component Side of the PCB

