



No. 1 Workshop, M-10, Middle section, Science & Technology Park, Shenzhen,
Guangdong, China 518057

Telephone: +86 (0) 755 2601 2053
Fax: +86 (0) 755 2671 0594
Email: sgs_internet_operations@sgs.com

Report No.: SZEM110600099601
Page: 1 of 49

FCC REPORT

Application No: SZEM1106000996RF
Applicant: CHIN FAI ELECTRONICS COMPANY
Product Name: SILICON BLUETOOTH KEYBOARD
Operation Frequency: 2.402GHz to 2.480GHz
FCC ID: XJ4KB6117F6119F
Standards: FCC CFR Title 47 Part 15 Subpart C Section 15.247: 2010
Date of Receipt: 2011-06-02
Date of Test: 2011-06-03 to 2011-06-16
Date of Issue: 2011-06-20

Test Result :	PASS *
----------------------	---------------

* In the configuration tested, the EUT complied with the standards specified above.

Authorized Signature:



Jack Zhang
EMC Laboratory Manager

The manufacturer should ensure that all products in series production are in conformity with the product sample detailed in this report. If the product in this report is used in any configuration other than that detailed in the report, the manufacturer must ensure the new system complies with all relevant standards. Any mention of SGS International Electrical Approvals or testing done by SGS International Electrical Approvals in connection with, distribution or use of the product described in this report must be approved by SGS International Electrical Approvals in writing.

The report must not be used by the client to claim product certification, approval, or endorsement by NVLAP, NIST, or any agency of the federal government. All test results in this report can be traceable to National or International Standards.

"This document is issued by the Company subject to its General Conditions of Service printed overleaf, available on request or accessible at www.sgs.com/terms_and_conditions.htm and, for electronic format documents, subject to Terms and Conditions for Electronic Documents at www.sgs.com/terms_e-document.htm. Attention is drawn to the limitation of liability, indemnification and jurisdiction issues defined therein. Any holder of this document is advised that information contained hereon reflects the Company's findings at the time of its intervention only and within the limits of Client's instructions, if any. The Company's sole responsibility is to its Client and this document does not exonerate parties to a transaction from exercising all their rights and obligations under the transaction documents. This document cannot be reproduced except in full, without prior written approval of the Company. Any unauthorized alteration, forgery or falsification of the content or appearance of this document is unlawful and offenders may be prosecuted to the fullest extent of the law. Unless otherwise stated the results shown in this test report refer only to the sample(s) tested and such sample(s) are retained for 90 days only."



2 Contents

	Page
1 COVER PAGE	1
2 CONTENTS	2
3 TEST SUMMARY	3
4 GENERAL INFORMATION	4
4.1 CLIENT INFORMATION	4
4.2 GENERAL DESCRIPTION OF E.U.T.	4
4.3 E.U.T OPERATION MODE	6
4.4 DESCRIPTION OF SUPPORT UNITS	6
4.5 TEST FACILITY	7
4.6 TEST LOCATION	7
4.7 OTHER INFORMATION REQUESTED BY THE CUSTOMER	7
4.8 TEST INSTRUMENTS LIST	8
5 TEST RESULTS AND MEASUREMENT DATA	10
5.1 ANTENNA REQUIREMENT:	10
5.2 CONDUCTED EMISSIONS	11
5.3 CONDUCTED PEAK OUTPUT POWER	14
5.4 20dB OCCUPY BANDWIDTH	17
5.5 CARRIER FREQUENCIES SEPARATION	20
5.6 HOPPING CHANNEL NUMBER	23
5.7 DWELL TIME	25
5.8 BAND EDGE	28
5.9 RF ANTENNA CONDUCTED SPURIOUS EMISSIONS	31
5.10 PSEUDORANDOM FREQUENCY HOPPING SEQUENCE	34
5.11 RADIATED EMISSION	35
5.11.1 Radiated emission below 1GHz	37
5.11.2 Transmitter emission above 1GHz	39
5.11.3 Band edge (Radiated Emission)	42-49



3 Test Summary

Test Item	Section in CFR 47	Result
Antenna Requirement	15.203/15.247 (c)	Pass
AC Power Line Conducted Emission	15.207	Pass
Conducted Peak Output Power	15.247 (b)(1)	Pass
20dB Occupied Bandwidth	15.247 (a)(1)	Pass
Carrier Frequencies Separation	15.247 (a)(1)	Pass
Hopping Channel Number	15.247 (b)	Pass
Dwell Time	15.247 (a)(1)	Pass
Pseudorandom Frequency Hopping Sequence	15.247(b)(4)&TCB Exclusion List (7 July 2002)	Pass
Radiated Emission	15.205/15.209	Pass
Band Edge	15.247(d)	Pass

Remark: Pass: The EUT complies with the essential requirements in the standard.

Fail: The EUT does not comply with the essential requirements in the standard.



4 General Information

4.1 Client Information

Applicant:	CHIN FAI ELECTRONICS COMPANY
Address of Applicant:	Building 2C-2D, Yingfeng industrial Part, Sanhe economic development Zone, Huiyang District, Huizhou City, Guangdong Province, China
Manufacturer/Factory:	CHIN FAI ELECTRONICS COMPANY
Address of Manufacturer /Factory:	Building 2C-2D, Yingfeng industrial Part, Sanhe economic development Zone, Huiyang District, Huizhou City, Guangdong Province, China

4.2 General Description of E.U.T.

Product Name:	SILICON BLUETOOTH KEYBOARD
Model No.:	KB-6117F, KB-6119F Only the model KB-6117F was tested, since the electrical circuit design, layout, components used and internal wiring were identical for the above models, with their model names and appearance are different.
Operation Frequency:	2402MHz~2480MHz
Channel numbers:	79
Channel separation:	1MHz
Modulation Technique	Frequency Hopping Spread Spectrum(FHSS)
Modulation type:	GFSK
Antenna Type:	Integral
Antenna gain:	2.0dBi
Power supply:	PC USB port supply Battery: 3.7V lithium battery



Operation Frequency each of channel							
Channel	Frequency	Channel	Frequency	Channel	Frequency	Channel	Frequency
1	2402MHz	21	2422MHz	41	2442MHz	61	2462MHz
2	2403MHz	22	2423MHz	42	2443MHz	62	2463MHz
3	2404MHz	23	2424MHz	43	2444MHz	63	2464MHz
4	2405MHz	24	2425MHz	44	2445MHz	64	2465MHz
5	2406MHz	25	2426MHz	45	2446MHz	65	2466MHz
6	2407MHz	26	2427MHz	46	2447MHz	66	2467MHz
7	2408MHz	27	2428MHz	47	2448MHz	67	2468MHz
8	2409MHz	28	2429MHz	48	2449MHz	68	2469MHz
9	2410MHz	29	2430MHz	49	2450MHz	69	2470MHz
10	2411MHz	30	2431MHz	50	2451MHz	70	2471MHz
11	2412MHz	31	2432MHz	51	2452MHz	71	2472MHz
12	2413MHz	32	2433MHz	52	2453MHz	72	2473MHz
13	2414MHz	33	2434MHz	53	2454MHz	73	2474MHz
14	2415MHz	34	2435MHz	54	2455MHz	74	2475MHz
15	2416MHz	35	2436MHz	55	2456MHz	75	2476MHz
16	2417MHz	36	2437MHz	56	2457MHz	76	2477MHz
17	2418MHz	37	2438MHz	57	2458MHz	77	2478MHz
18	2419MHz	38	2439MHz	58	2459MHz	78	2479MHz
19	2420MHz	39	2440MHz	59	2460MHz	79	2480MHz
20	2421MHz	40	2441MHz	60	2461MHz		

Note:

In section 15.31(m), regards to the operating frequency range over 10 MHz, the Lowest frequency, the middle frequency, and the highest frequency of channel were selected to perform the test, and the selected channel see below:

Channel	Frequency
The lowest channel	2402MHz
The middle channel	2441MHz
The highest channel	2480MHz

"This document is issued by the Company subject to its General Conditions of Service printed overleaf, available on request or accessible at www.sgs.com/terms_and_conditions.htm and, for electronic format documents, subject to Terms and Conditions for Electronic Documents at www.sgs.com/terms_e-document.htm. Attention is drawn to the limitation of liability, indemnification and jurisdiction issues defined therein. Any holder of this document is advised that information contained hereon reflects the Company's findings at the time of its intervention only and within the limits of Client's instructions, if any. The Company's sole responsibility is to its Client and this document does not exonerate parties to a transaction from exercising all their rights and obligations under the transaction documents. This document cannot be reproduced except in full, without prior written approval of the Company. Any unauthorized alteration, forgery or falsification of the content or appearance of this document is unlawful and offenders may be prosecuted to the fullest extent of the law. Unless otherwise stated the results shown in this test report refer only to the sample(s) tested and such sample(s) are retained for 90 days only."



4.3 E.U.T Operation mode

Operating Environment:	
Temperature:	24.0 °C
Humidity:	52 % RH
Atmospheric Pressure:	1006 mbar
Test mode:	
Transmitting:	Keep the EUT in transmitting mode.
Bluetooth mode	Keep the EUT exchanging data and other Bluetooth device.
Charge + Bluetooth:	Keep the EUT exchanging data and other Bluetooth device, and PC charging to EUT.

4.4 Description of Support Units

The EUT has been tested with associated equipment below.

Description	Manufacturer	Model No.
PC	DELL	OPTIDLEX 330
LCD-displaying	DELL	SP2208WFPT
MOUSE	DELL	MOC5110
Coder	HengTong ELECTRON	HT4000
Printer	Canon	BJC-1000SP



4.5 Test Facility

The test facility is recognized, certified, or accredited by the following organizations:

CNAS (No. CNAS L2929)

CNAS has accredited SGS-CSTC Standards Technical Services Co., Ltd. Shenzhen Branch EMC Lab to ISO/IEC 17025:2005 General Requirements for the Competence of Testing and Calibration Laboratories (CNAS-CL01 Accreditation Criteria for the Competence of Testing and Calibration Laboratories) for the competence in the field of testing.

VCCI

The 3m Semi-anechoic chamber and Shielded Room (7.5m x 4.0m x 3.0m) of SGS-CSTC Standards Technical Services Co., Ltd. have been registered in accordance with the Regulations for Voluntary Control Measures with Registration No.: R-2197 and C-2383 respectively.

Date of Registration: September 29, 2008. Valid until September 28, 2011.

FCC – Registration No.: 556682

SGS-CSTC Standards Technical Services Co., Ltd., Shenzhen EMC Laboratory has been registered and fully described in a report filed with the (FCC) Federal Communications Commission. The acceptance letter from the FCC is maintained in our files. Registration 556682, March 16, 2011

Industry Canada (IC)

The 3m Semi-anechoic chamber of SGS-CSTC Standards Technical Services Co., Ltd. has been registered by Certification and Engineering Bureau of Industry Canada for radio equipment testing with Registration No.: 4620C-1.

4.6 Test Location

All tests were performed at:

SGS-CSTC Standards Technical Services Co., Ltd. Shenzhen Branch E&E Lab

No. 1 Workshop, M-10, Middle section, Science & Technology Park, Shenzhen, Guangdong, China 518057

Telephone: +86 (0) 755 2601 2053 Fax: +86 (0) 755 2671 0594

No tests were sub-contracted.

4.7 Other Information Requested by the Customer

None.

**4.8 Test Instruments list**

RE in Chamber						
Item	Test Equipment	Manufacturer	Model No.	Inventory No.	Cal.Date (yyyy-mm-dd)	Cal.Due date (yyyy-mm-dd)
1	3m Semi-Anechoic Chamber	ETS-LINDGREN	N/A	SEL0017	2010-06-10	2011-06-10
2	3m Semi-Anechoic Chamber	ETS-LINDGREN	N/A	SEL0017	2011-06-10	2012-06-10
3	EMI Test Receiver	Rohde & Schwarz	ESIB26	SEL0023	2011-05-26	2012-05-26
4	EMI Test software	AUDIX	E3	SEL0050	N/A	N/A
5	Coaxial cable	SGS	N/A	SEL0028	2011-05-29	2012-05-29
6	BiConiLog Antenna (26-3000MHz)	ETS-LINDGREN	3142C	SEL0015	2010-11-09	2011-11-09
7	Double-ridged horn (1-18GHz)	ETS-LINDGREN	3117	SEL0006	2010-11-09	2011-11-09
8	Horn Antenna (18-26GHz)	ETS-LINDGREN	3160	SEL0076	2010-11-09	2011-11-09
9	Pre-amplifier (0.1-1300MHz)	Agilent Technologies	8447D	SEL0053	2011-05-26	2012-05-26
11	Pre-Amplifier (0.1-26.5GHz)	Compliance Directions Systems Inc.	PAP-0126	SEL0168	2010-10-27	2011-10-27
12	Band filter	Amindeon	82346	SEL0094	2011-05-26	2012-05-26



Conducted Emission						
Item	Test Equipment	Manufacturer	Model No.	Inventory No.	Cal.Date (yyyy-mm-dd)	Cal.Due date (yyyy-mm-dd)
1	Shielding Room	ZhongYu Electron	GB-88	SEL0042	2010-06-10	2011-06-10
2	Shielding Room	ZhongYu Electron	GB-88	SEL0042	2011-06-10	2012-06-10
3	LISN	ETS-LINDGREN	3816/2	SEL0021	2011-05-26	2012-05-26
4	Two-Line V-Network	Rohde & Schwarz	ENV216	SEL0152	2010-10-27	2011-10-27
5	EMI Test Receiver	Rohde & Schwarz	ESCI	SEL0022	2011-05-26	2012-05-26
6	Coaxial Cable	SGS	N/A	SEL0024	2011-05-29	2012-05-29


RF conducted						
Item	Test Equipment	Manufacturer	Model No.	Inventory No.	Cal.Date (yyyy-mm-dd)	Cal.Due date (yyyy-mm-dd)
1	Spectrum Analyzer	Rohde & Schwarz	FSP 30	SEL0154	2010-10-27	2011-10-27
2	Coaxial cable	SGS	N/A	SEL0028	2011-05-29	2012-05-29

General used equipment						
Item	Test Equipment	Manufacturer	Model No.	Inventory No.	Cal.Date (yyyy-mm-dd)	Cal.Due date (yyyy-mm-dd)
1	Humidity/ Temperature Indicator	Shanghai	ZJ1-2B	SEL0102 to SEL0103	2010-11-04	2011-11-04
2	Humidity/ Temperature Indicator	Shanghai	ZJ1-2B	SEL0101	2011-03-10	2012-03-10
3	Barometer	ChangChun	DYM3	SEL0088	2011-05-18	2012-05-18

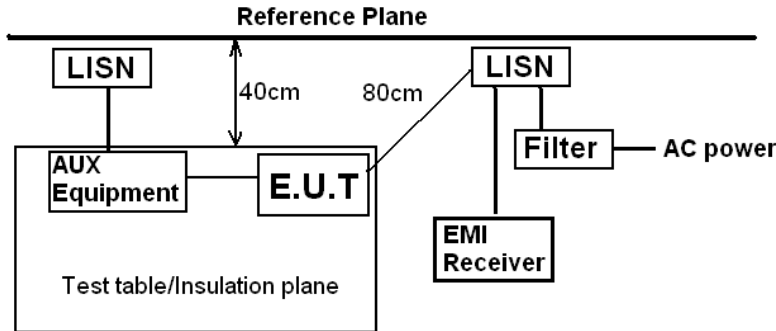
"This document is issued by the Company subject to its General Conditions of Service printed overleaf, available on request or accessible at www.sgs.com/terms_and_conditions.htm and, for electronic format documents, subject to Terms and Conditions for Electronic Documents at www.sgs.com/terms_e-document.htm. Attention is drawn to the limitation of liability, indemnification and jurisdiction issues defined therein. Any holder of this document is advised that information contained hereon reflects the Company's findings at the time of its intervention only and within the limits of Client's instructions, if any. The Company's sole responsibility is to its Client and this document does not exonerate parties to a transaction from exercising all their rights and obligations under the transaction documents. This document cannot be reproduced except in full, without prior written approval of the Company. Any unauthorized alteration, forgery or falsification of the content or appearance of this document is unlawful and offenders may be prosecuted to the fullest extent of the law. Unless otherwise stated the results shown in this test report refer only to the sample(s) tested and such sample(s) are retained for 90 days only."

5 Test results and Measurement Data

5.1 Antenna requirement:

Standard requirement:	FCC Part15 C Section 15.203 /247(c)
<p>15.203 requirement: <i>An intentional radiator shall be designed to ensure that no antenna other than that furnished by the responsible party shall be used with the device. The use of a permanently attached antenna or of an antenna that uses a unique coupling to the intentional radiator, the manufacturer may design the unit so that a broken antenna can be replaced by the user, but the use of a standard antenna jack or electrical connector is prohibited.</i></p> <p>15.247(b) (4) requirement: The conducted output power limit specified in paragraph (b) of this section is based on the use of antennas with directional gains that do not exceed 6 dBi. Except as shown in paragraph (c) of this section, if transmitting antennas of directional gain greater than 6 dBi are used, the conducted output power from the intentional radiator shall be reduced below the stated values in paragraphs (b)(1), (b)(2), and (b)(3) of this section, as appropriate, by the amount in dB that the directional gain of the antenna exceeds 6 dBi.</p>	
E.U.T Antenna:	
The antenna is integrated on the main PCB and no consideration of replacement. The best case gain of the antenna is 2.0dBi.	
	

5.2 Conducted Emissions

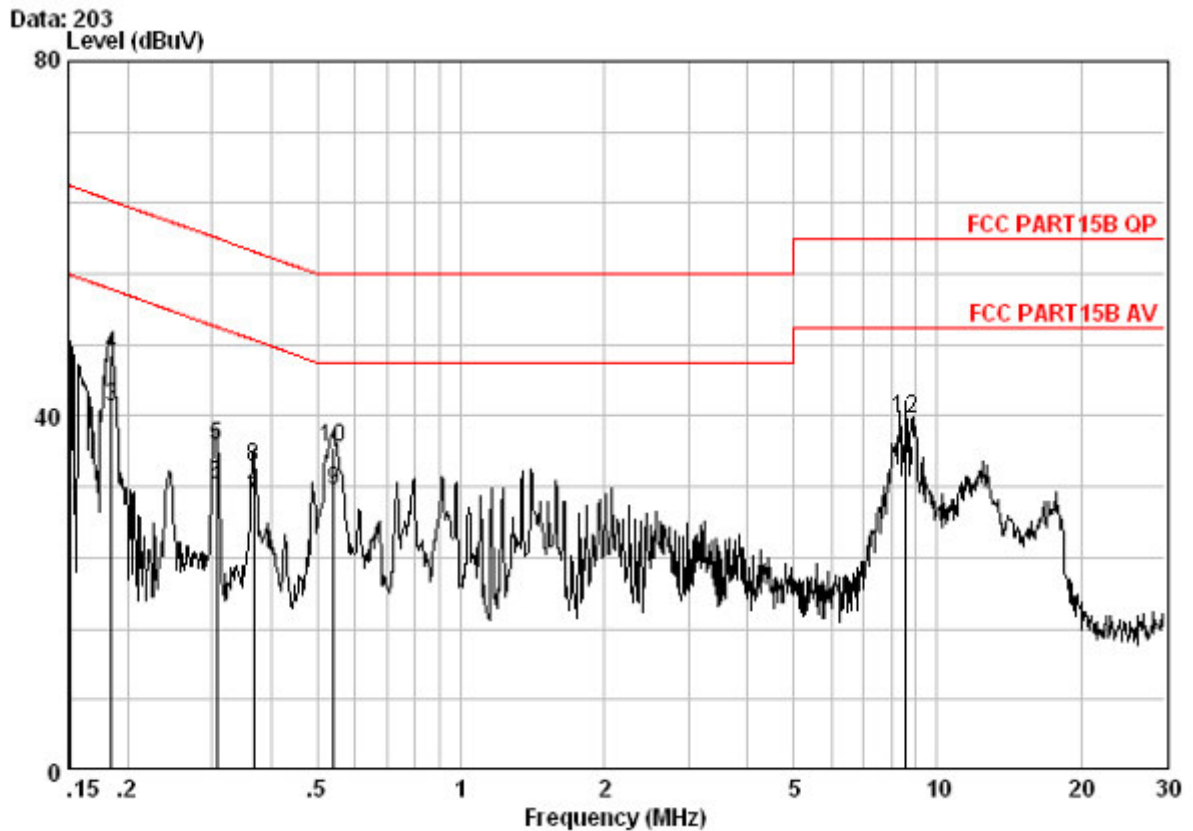
Test Requirement:	FCC Part15 C Section 15.207		
Test Method:	ANSI C63.10: 2009		
Test Frequency Range:	150kHz to 30MHz		
Class / Severity:	Class B		
Limit:	Frequency range (MHz)	Limit (dBuV)	
		Quasi-peak	Average
	0.15-0.5	66 to 56*	56 to 46*
	0.5-5	56	46
	5-30	60	50
* Decreases with the logarithm of the frequency.			
Test procedure	The E.U.T and simulators are connected to the main power through a line impedance stabilization network (L.I.S.N.).The provide a 50ohm/50uH coupling impedance for the measuring equipment. The peripheral devices are also connected to the main power through a LISN that provides a 50ohm/50uH coupling impedance with 50ohm termination. (Please refers to the block diagram of the test setup and photographs). Both sides of A.C. line are checked for maximum conducted interference. In order to find the maximum emission, the relative positions of equipment and all of the interface cables must be changed according to ANSI C63.10: 2009 on conducted measurement.		
Test setup:	 <p>Remark: E.U.T: Equipment Under Test LISN: Line Impedance Stabilization Network Test table height=0.8m</p>		
Test Instruments:	Refer to section 4.8 for details		
Test mode:	Charge + Bluetooth mode		
Test results:	Pass		

Measurement Data

An initial pre-scan was performed on the live and neutral lines with peak detector.

Quasi-Peak and Average measurement were performed at the frequencies with maximized peak emission were detected.

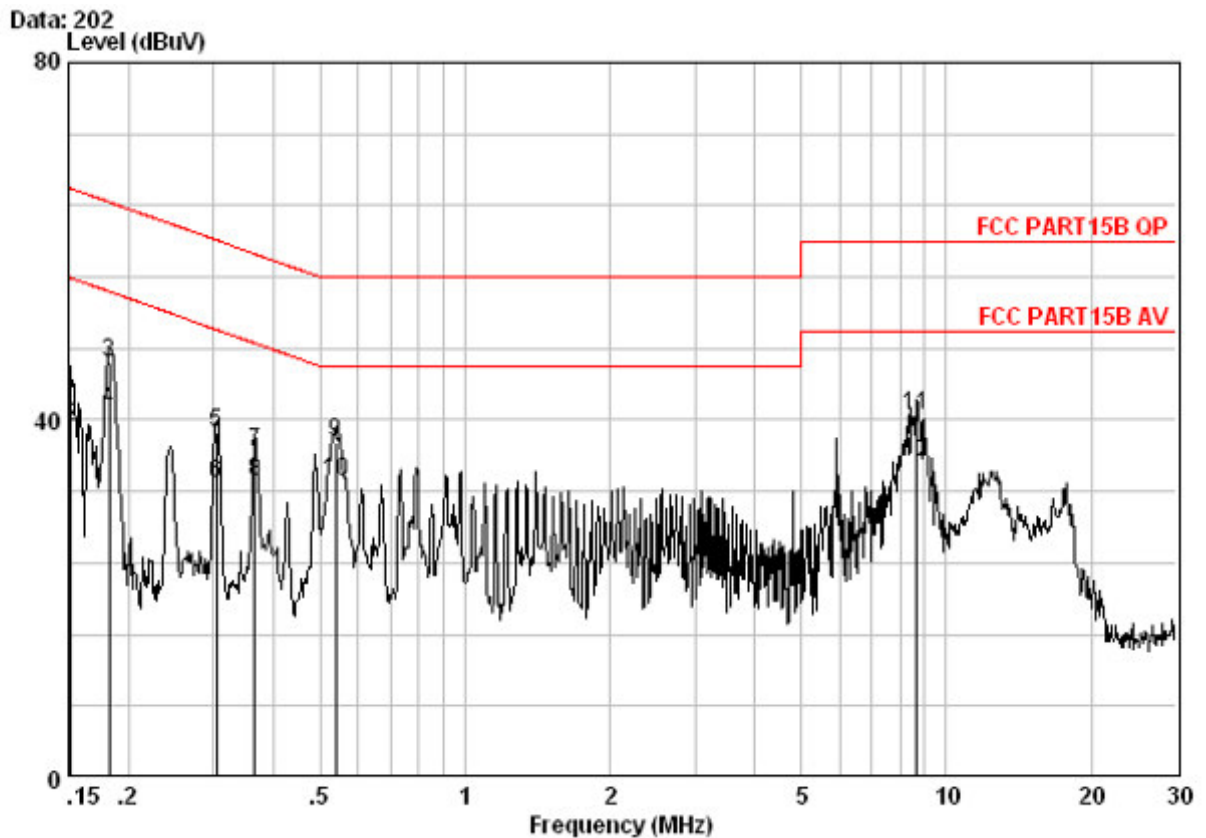
Live line:



	Freq	Cable Loss	LISN Factor	Read Level	Level	Limit Line	Over Limit	Remark
	MHz	dB	dB	dBuV	dBuV	dBuV	dB	
1	0.15080	0.04	9.60	36.79	46.43	65.96	-19.52	QP
2	0.15080	0.04	9.60	30.22	39.86	55.96	-16.10	Average
3 @	0.18443	0.04	9.60	31.40	41.04	54.28	-13.24	Average
4	0.18443	0.04	9.60	37.21	46.85	64.28	-17.43	QP
5	0.30671	0.05	9.60	26.92	36.57	60.06	-23.49	QP
6	0.30671	0.05	9.60	22.62	32.27	50.06	-17.79	Average
7	0.36725	0.05	9.60	20.92	30.58	48.56	-17.98	Average
8	0.36725	0.05	9.60	24.50	34.15	58.56	-24.41	QP
9	0.54068	0.06	9.62	21.91	31.59	46.00	-14.41	Average
10	0.54068	0.06	9.62	26.75	36.43	56.00	-19.57	QP
11	8.592	0.21	9.84	23.72	33.77	50.00	-16.23	Average
12	8.592	0.21	9.84	29.55	39.60	60.00	-20.40	QP

Notes:

1. The following Quasi-Peak and Average measurements were performed on the EUT:
2. Final Test Level = Receiver Reading + LISN Factor + Cable Loss.

Neutral line:


	Freq	Cable Loss	LISN Factor	Read Level	Level	Limit Line	Over Limit	Remark
	MHz	dB	dB	dBuV	dBuV	dBuV	dB	
1	0.15160	0.04	9.60	33.65	43.29	65.91	-22.62	QP
2	0.15160	0.04	9.60	29.66	39.30	55.91	-16.62	Average
3	0.18249	0.04	9.60	36.77	46.41	64.37	-17.96	QP
4	0.18249	0.04	9.60	31.61	41.25	54.37	-13.12	Average
5	0.30509	0.05	9.60	28.85	38.50	60.10	-21.60	QP
6	0.30509	0.05	9.60	23.32	32.97	50.10	-17.13	Average
7	0.36531	0.05	9.60	26.86	36.51	58.61	-22.10	QP
8	0.36531	0.05	9.60	23.43	33.08	48.61	-15.52	Average
9	0.53782	0.06	9.62	27.86	37.55	56.00	-18.45	QP
10 @	0.53782	0.06	9.62	23.47	33.15	46.00	-12.85	Average
11	8.637	0.21	9.80	30.63	40.64	60.00	-19.36	QP
12	8.637	0.21	9.80	25.31	35.32	50.00	-14.68	Average

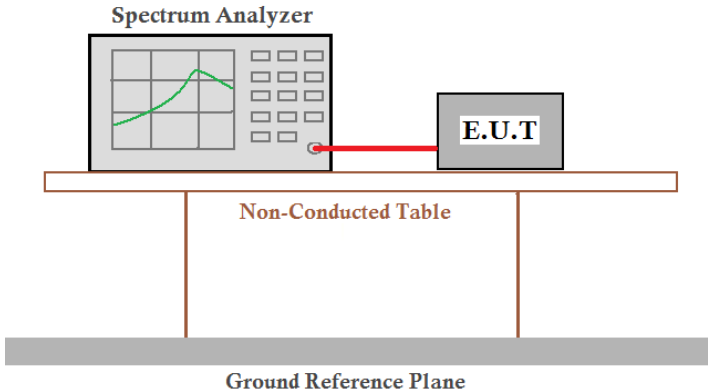
Notes:

1. The following Quasi-Peak and Average measurements were performed on the EUT:

2. Final Test Level = Receiver Reading + LISN Factor + Cable Loss.

"This document is issued by the Company subject to its General Conditions of Service printed overleaf, available on request or accessible at www.sgs.com/terms_and_conditions.htm and, for electronic format documents, subject to Terms and Conditions for Electronic Documents at www.sgs.com/terms_e-document.htm. Attention is drawn to the limitation of liability, indemnification and jurisdiction issues defined therein. Any holder of this document is advised that information contained hereon reflects the Company's findings at the time of its intervention only and within the limits of Client's instructions, if any. The Company's sole responsibility is to its Client and this document does not exonerate parties to a transaction from exercising all their rights and obligations under the transaction documents. This document cannot be reproduced except in full, without prior written approval of the Company. Any unauthorized alteration, forgery or falsification of the content or appearance of this document is unlawful and offenders may be prosecuted to the fullest extent of the law. Unless otherwise stated the results shown in this test report refer only to the sample(s) tested and such sample(s) are retained for 90 days only."

5.3 Conducted Peak Output Power

Test Requirement:	FCC Part15 C Section 15.247 (b)(1)
Test Method:	ANSI C63.10:2009
Limit:	30dBm
Test setup:	 <p><i>Remark: Offset the High-Frequency cable loss 1.5dB in the spectrum analyzer.</i></p>
Test Instruments:	Refer to section 4.8 for details
Test state:	Non-hopping transmitting with all kinds of modulation.
Test results:	Pass

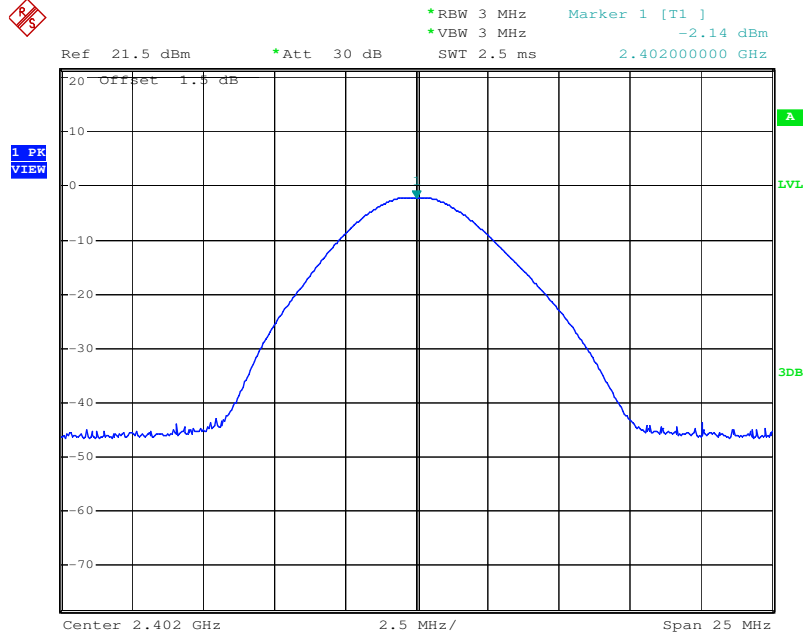
Measurement Data

GFSK mode			
Test channel	Peak Output Power (dBm)	Limit (dBm)	Result
Lowest	-2.14	30.00	Pass
Middle	-0.72	30.00	Pass
Highest	0.03	30.00	Pass

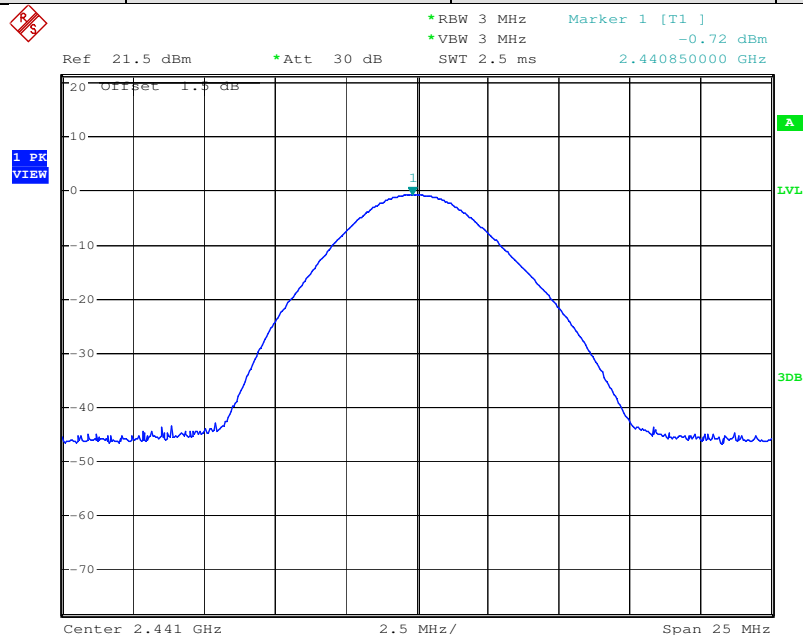


Test plot as follows:

Test mode:	GFSK	Test channel:	Lowest
------------	------	---------------	--------



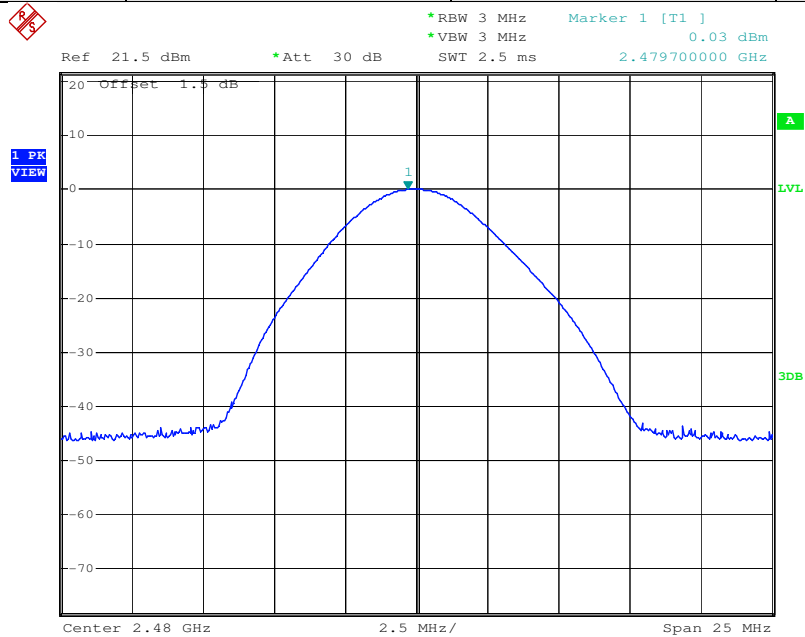
Test mode:	GFSK	Test channel:	Middle
------------	------	---------------	--------



"This document is issued by the Company subject to its General Conditions of Service printed overleaf, available on request or accessible at www.sgs.com/terms_and_conditions.htm and, for electronic format documents, subject to Terms and Conditions for Electronic Documents at www.sgs.com/terms_e-document.htm. Attention is drawn to the limitation of liability, indemnification and jurisdiction issues defined therein. Any holder of this document is advised that information contained hereon reflects the Company's findings at the time of its intervention only and within the limits of Client's instructions, if any. The Company's sole responsibility is to its Client and this document does not exonerate parties to a transaction from exercising all their rights and obligations under the transaction documents. This document cannot be reproduced except in full, without prior written approval of the Company. Any unauthorized alteration, forgery or falsification of the content or appearance of this document is unlawful and offenders may be prosecuted to the fullest extent of the law. Unless otherwise stated the results shown in this test report refer only to the sample(s) tested and such sample(s) are retained for 90 days only."

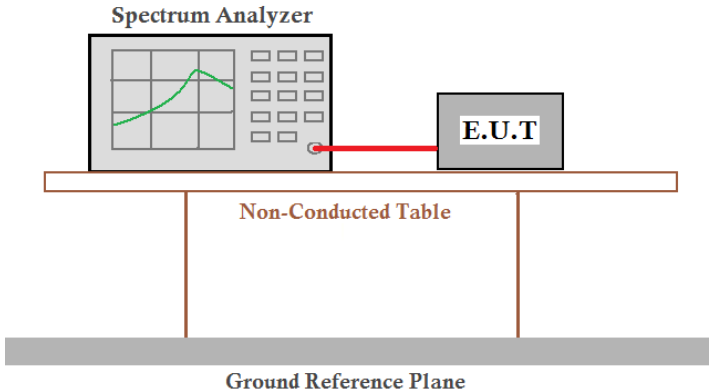


Test mode:	GFSK	Test channel:	Highest
------------	------	---------------	---------



"This document is issued by the Company subject to its General Conditions of Service printed overleaf, available on request or accessible at www.sgs.com/terms_and_conditions.htm and, for electronic format documents, subject to Terms and Conditions for Electronic Documents at www.sgs.com/terms_e-document.htm. Attention is drawn to the limitation of liability, indemnification and jurisdiction issues defined therein. Any holder of this document is advised that information contained hereon reflects the Company's findings at the time of its intervention only and within the limits of Client's instructions, if any. The Company's sole responsibility is to its Client and this document does not exonerate parties to a transaction from exercising all their rights and obligations under the transaction documents. This document cannot be reproduced except in full, without prior written approval of the Company. Any unauthorized alteration, forgery or falsification of the content or appearance of this document is unlawful and offenders may be prosecuted to the fullest extent of the law. Unless otherwise stated the results shown in this test report refer only to the sample(s) tested and such sample(s) are retained for 90 days only."

5.4 20dB Occupy Bandwidth

Test Requirement:	FCC Part15 C Section 15.247 (a)(1)
Test Method:	ANSI C63.10:2009
Limit:	NA
Test setup:	
Test Instruments:	Refer to section 4.8 for details
Test state:	Non-hopping transmitting with all kind of modulation.
Test results:	Pass

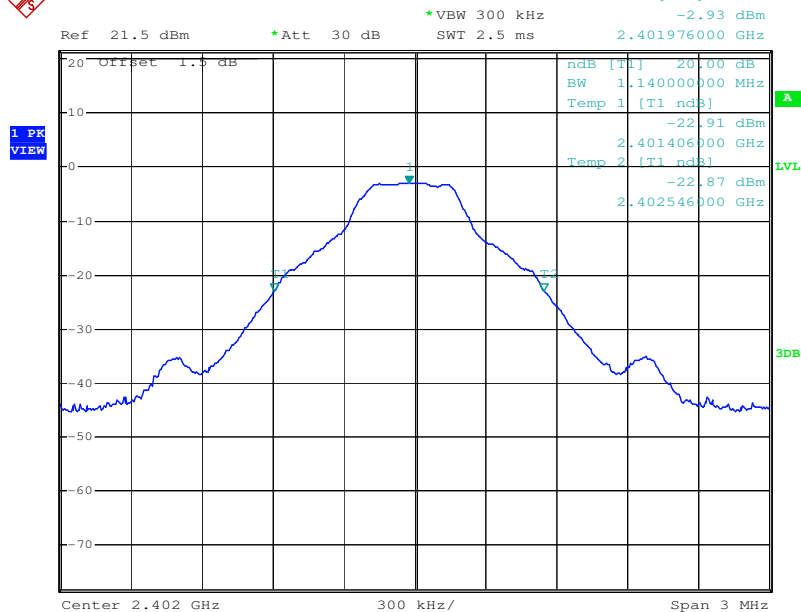
Measurement Data

Test channel	20dB Occupy Bandwidth (kHz)
Lowest	1140
Middle	1134
Highest	1134

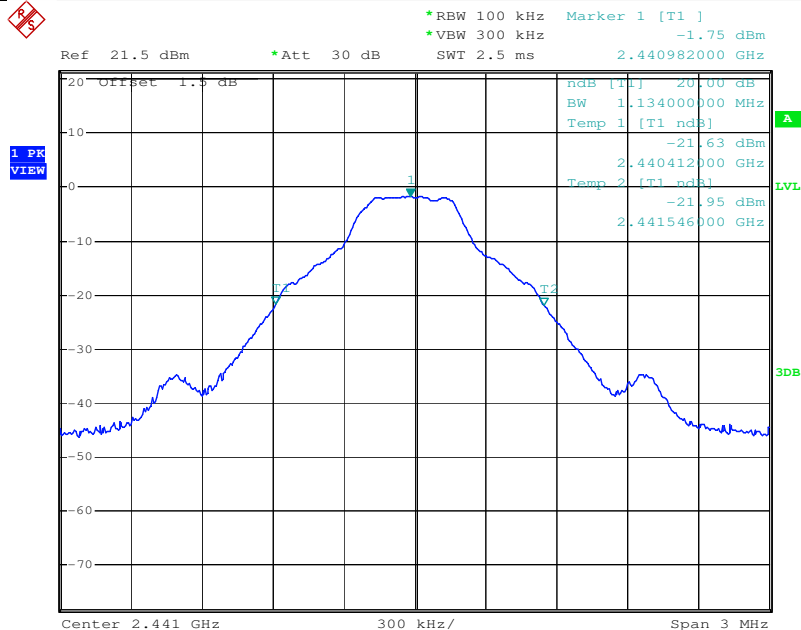


Test plot as follows:

Test mode:	GFSK	Test channel:	Lowest
------------	------	---------------	--------



Test mode:	GFSK	Test channel:	Middle
------------	------	---------------	--------



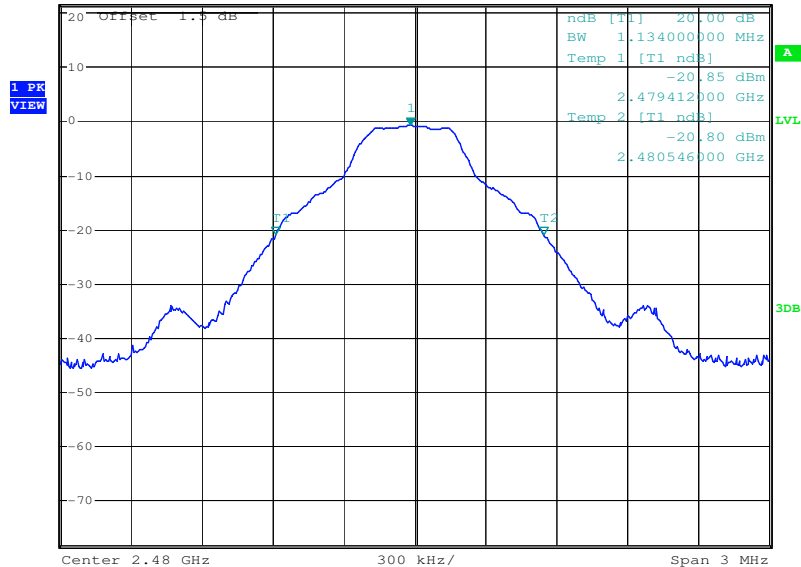
"This document is issued by the Company subject to its General Conditions of Service printed overleaf, available on request or accessible at www.sgs.com/terms_and_conditions.htm and, for electronic format documents, subject to Terms and Conditions for Electronic Documents at www.sgs.com/terms_e-document.htm. Attention is drawn to the limitation of liability, indemnification and jurisdiction issues defined therein. Any holder of this document is advised that information contained hereon reflects the Company's findings at the time of its intervention only and within the limits of Client's instructions, if any. The Company's sole responsibility is to its Client and this document does not exonerate parties to a transaction from exercising all their rights and obligations under the transaction documents. This document cannot be reproduced except in full, without prior written approval of the Company. Any unauthorized alteration, forgery or falsification of the content or appearance of this document is unlawful and offenders may be prosecuted to the fullest extent of the law. Unless otherwise stated the results shown in this test report refer only to the sample(s) tested and such sample(s) are retained for 90 days only."



Test mode:	GFSK	Test channel:	Highest
------------	------	---------------	---------

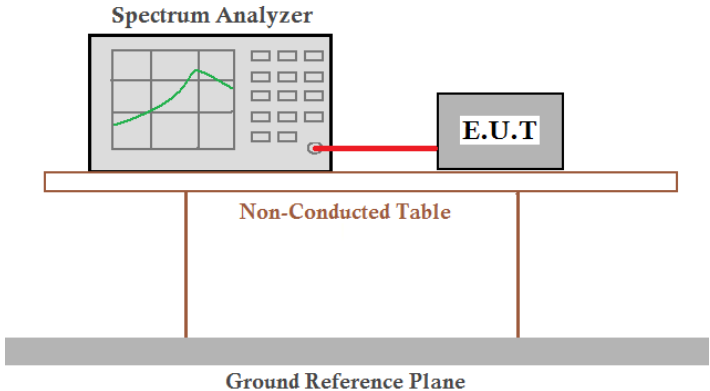


Ref 21.5 dBm *Att 30 dB *RBW 100 kHz Marker 1 [T1] -0.71 dBm
*VBW 300 kHz SWT 2.5 ms 2.479982000 GHz



"This document is issued by the Company subject to its General Conditions of Service printed overleaf, available on request or accessible at www.sgs.com/terms_and_conditions.htm and, for electronic format documents, subject to Terms and Conditions for Electronic Documents at www.sgs.com/terms_e-document.htm. Attention is drawn to the limitation of liability, indemnification and jurisdiction issues defined therein. Any holder of this document is advised that information contained hereon reflects the Company's findings at the time of its intervention only and within the limits of Client's instructions, if any. The Company's sole responsibility is to its Client and this document does not exonerate parties to a transaction from exercising all their rights and obligations under the transaction documents. This document cannot be reproduced except in full, without prior written approval of the Company. Any unauthorized alteration, forgery or falsification of the content or appearance of this document is unlawful and offenders may be prosecuted to the fullest extent of the law. Unless otherwise stated the results shown in this test report refer only to the sample(s) tested and such sample(s) are retained for 90 days only."

5.5 Carrier Frequencies Separation

Test Requirement:	FCC Part15 C Section 15.247 (a)(1)
Test Method:	ANSI C63.10:2009
Test state:	Hopping transmitting with all kind of modulation.
Test setup:	
Test Instruments:	Refer to section 4.8 for details
Limit:	0.025MHz or 2/3 of the 20dB bandwidth (whichever is greater)
Test results:	Pass

Measurement Data

GFSK mode			
Test channel	Carrier Frequencies Separation (kHz)	Limit (kHz)	Result
Lowest	1000	≥ 756	Pass
Middle	1000	≥ 756	Pass
Highest	1000	≥ 756	Pass

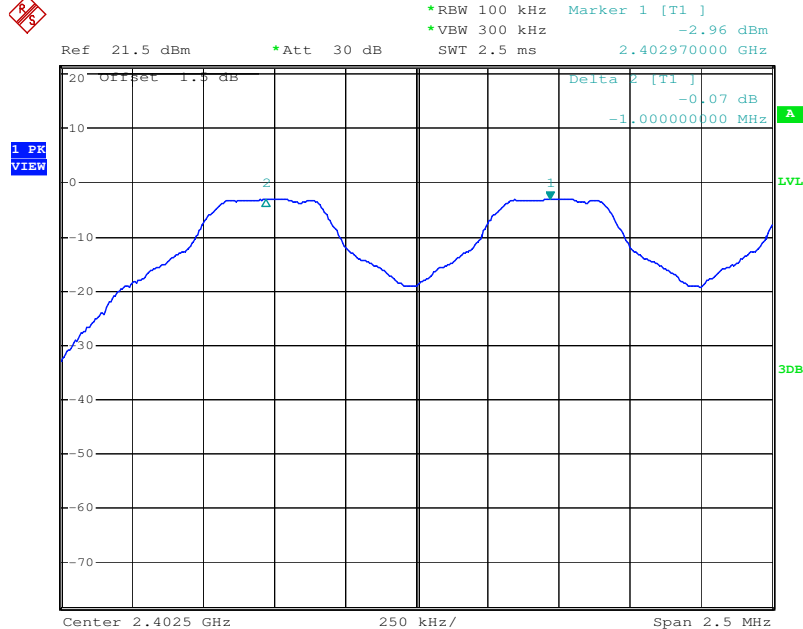
Note: According to section 5.4,

Mode	20dB bandwidth (kHz) (worse case)	Limit (kHz) (Carrier Frequencies Separation)
GFSK	1134	756

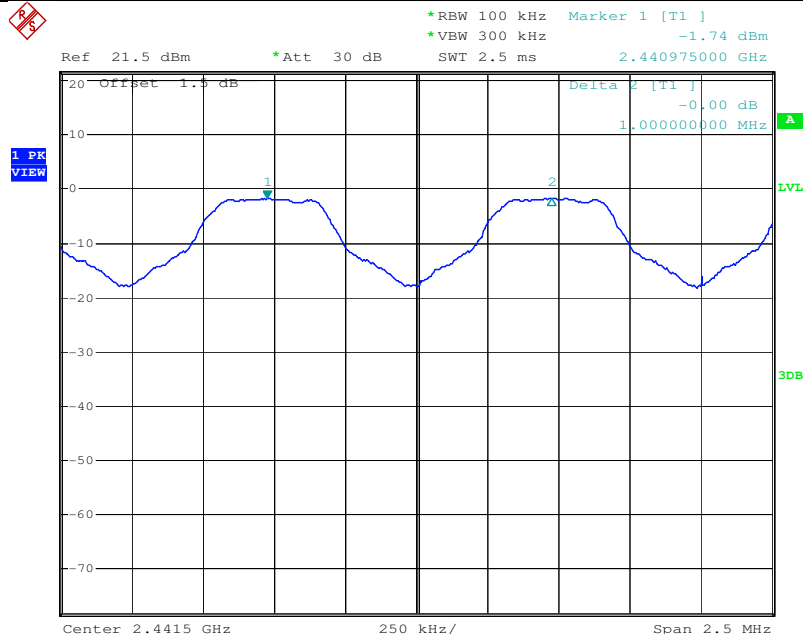


Test plot as follows:

Test mode:	GFSK	Test channel:	Lowest
------------	------	---------------	--------



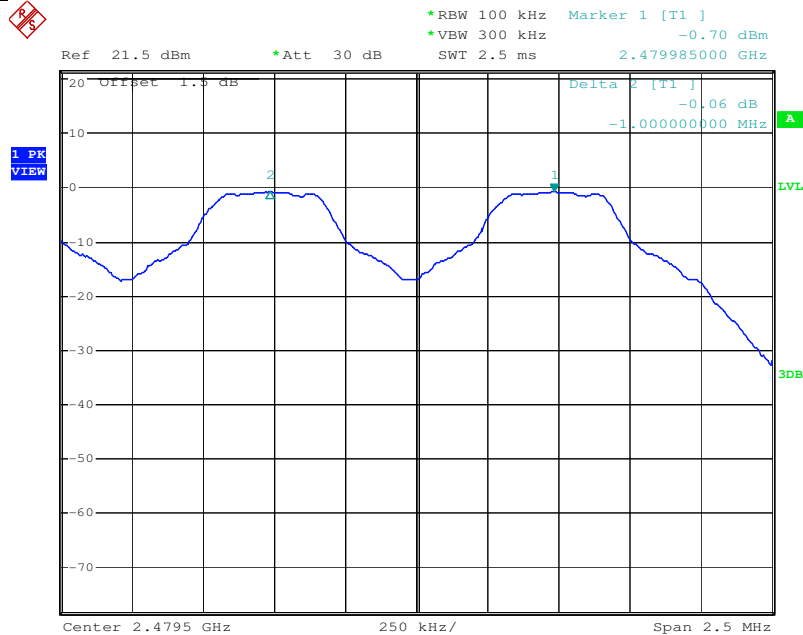
Test mode:	GFSK	Test channel:	Middle
------------	------	---------------	--------



"This document is issued by the Company subject to its General Conditions of Service printed overleaf, available on request or accessible at www.sgs.com/terms_and_conditions.htm and, for electronic format documents, subject to Terms and Conditions for Electronic Documents at www.sgs.com/terms_e-document.htm. Attention is drawn to the limitation of liability, indemnification and jurisdiction issues defined therein. Any holder of this document is advised that information contained hereon reflects the Company's findings at the time of its intervention only and within the limits of Client's instructions, if any. The Company's sole responsibility is to its Client and this document does not exonerate parties to a transaction from exercising all their rights and obligations under the transaction documents. This document cannot be reproduced except in full, without prior written approval of the Company. Any unauthorized alteration, forgery or falsification of the content or appearance of this document is unlawful and offenders may be prosecuted to the fullest extent of the law. Unless otherwise stated the results shown in this test report refer only to the sample(s) tested and such sample(s) are retained for 90 days only."

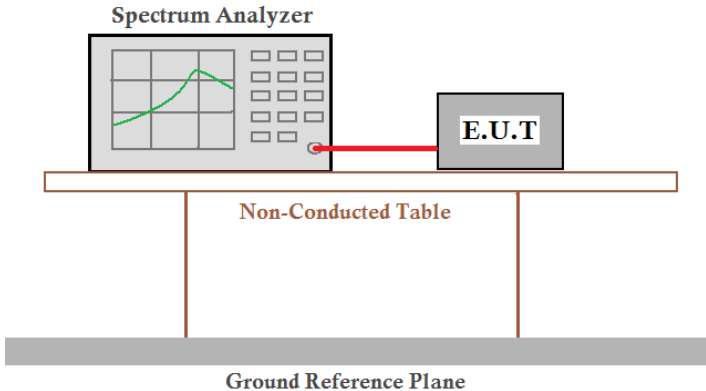


Test mode:	GFSK	Test channel:	Highest
------------	------	---------------	---------



"This document is issued by the Company subject to its General Conditions of Service printed overleaf, available on request or accessible at www.sgs.com/terms_and_conditions.htm and, for electronic format documents, subject to Terms and Conditions for Electronic Documents at www.sgs.com/terms_e-document.htm. Attention is drawn to the limitation of liability, indemnification and jurisdiction issues defined therein. Any holder of this document is advised that information contained hereon reflects the Company's findings at the time of its intervention only and within the limits of Client's instructions, if any. The Company's sole responsibility is to its Client and this document does not exonerate parties to a transaction from exercising all their rights and obligations under the transaction documents. This document cannot be reproduced except in full, without prior written approval of the Company. Any unauthorized alteration, forgery or falsification of the content or appearance of this document is unlawful and offenders may be prosecuted to the fullest extent of the law. Unless otherwise stated the results shown in this test report refer only to the sample(s) tested and such sample(s) are retained for 90 days only."

5.6 Hopping Channel Number

Test Requirement:	FCC Part15 C Section 15.247 (b)
Test Method:	ANSI C63.10:2009
Limit:	75channels
Test setup:	 <p>The diagram illustrates the test setup. A Spectrum Analyzer is connected to an E.U.T. (Equipment Under Test) via a red cable. Both the Spectrum Analyzer and the E.U.T. are placed on a Non-Conducted Table. The table is supported by a Ground Reference Plane.</p>
Test Instruments:	Refer to section 4.8 for details
Test state:	Hopping transmitting with all kind of modulation.
Test results:	Pass

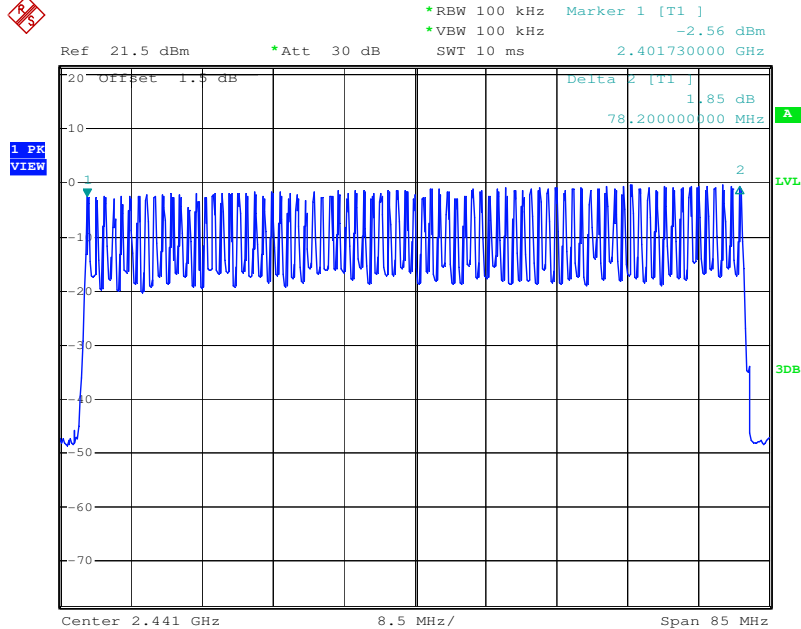
Measurement Data

Mode	Hopping channel numbers	Limit
GFSK	79	≥ 75

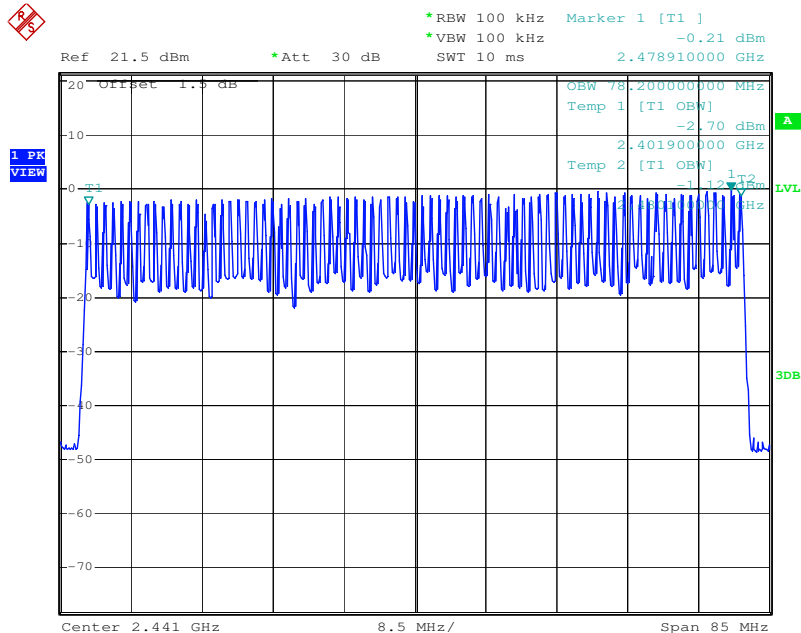


Test plot as follows

Test mode:	GFSK	
------------	------	--

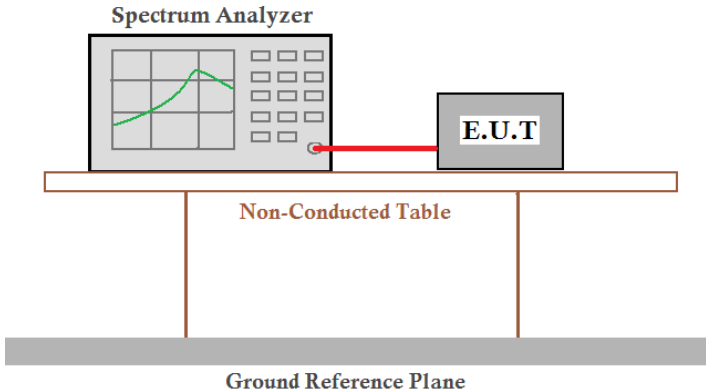


Date: 10.JUN.2011 09:01:28



"This document is issued by the Company subject to its General Conditions of Service printed overleaf, available on request or accessible at www.sgs.com/terms_and_conditions.htm and, for electronic format documents, subject to Terms and Conditions for Electronic Documents at www.sgs.com/terms_e-document.htm. Attention is drawn to the limitation of liability, indemnification and jurisdiction issues defined therein. Any holder of this document is advised that information contained hereon reflects the Company's findings at the time of its intervention only and within the limits of Client's instructions, if any. The Company's sole responsibility is to its Client and this document does not exonerate parties to a transaction from exercising all their rights and obligations under the transaction documents. This document cannot be reproduced except in full, without prior written approval of the Company. Any unauthorized alteration, forgery or falsification of the content or appearance of this document is unlawful and offenders may be prosecuted to the fullest extent of the law. Unless otherwise stated the results shown in this test report refer only to the sample(s) tested and such sample(s) are retained for 90 days only."

5.7 Dwell Time

Test Requirement:	FCC Part15 C Section 15.247 (a)(1)
Test Method:	ANSI C63.10:2009 and KDB DA00-705
Limit:	0.4 Second
Test setup:	
Test Instruments:	Refer to section 4.8 for details
Test state:	Hopping transmitting with all kind of modulation.
Test results:	Pass

Measurement Data

Mode	Packet	Dwell time (second)	Limit (second)
GFSK	DH1	0.1712	0.4
	DH3	0.2867	0.4
	DH5	0.3243	0.4

The test period: $T = 0.4 \text{ Second/Channel} \times 79 \text{ Channel} = 31.6 \text{ s}$

The lowest channel (2402MHz), middle channel (2441MHz), highest channel (2480MHz) as blow

$$\text{DH1 time slot} = 0.535(\text{ms}) \times (1600 / (2 \times 79)) \times 31.6 = 0.1712\text{ms}$$

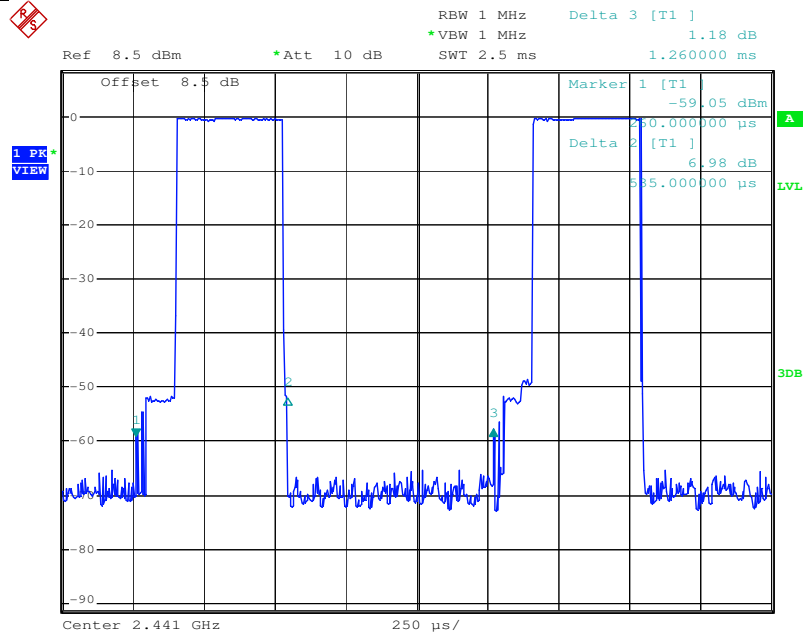
$$\text{DH3 time slot} = 1.792(\text{ms}) \times (1600 / (4 \times 79)) \times 31.6 = 0.2867\text{ms}$$

$$\text{DH5 time slot} = 3.040(\text{ms}) \times (1600 / (6 \times 79)) \times 31.6 = 0.3243\text{ms}$$

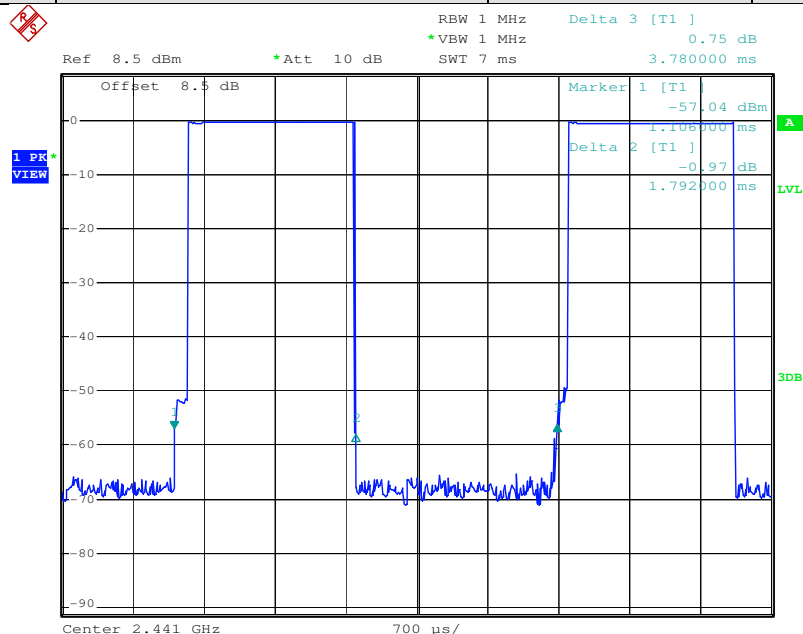


Test plot as follows

Test mode:	GFSK	Test Packet:	DH1
------------	------	--------------	-----



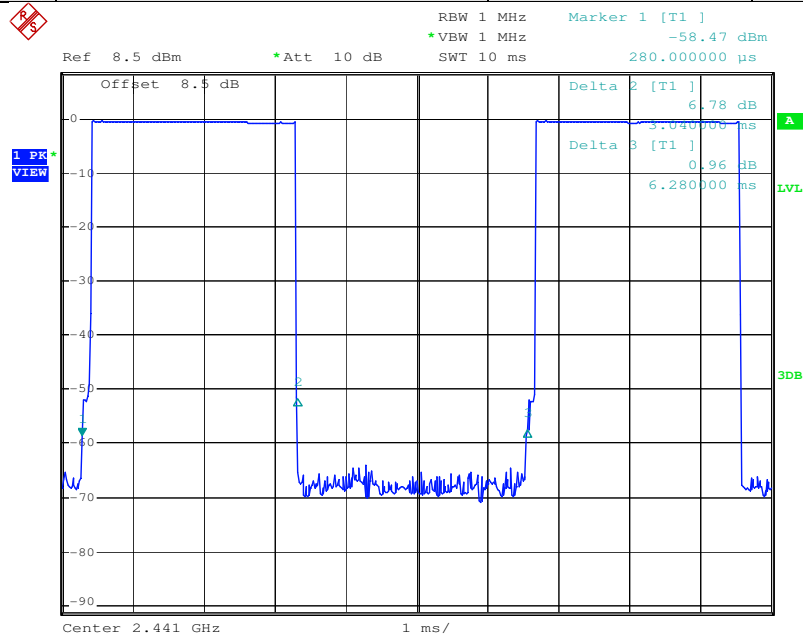
Test mode:	GFSK	Test Packet:	DH3
------------	------	--------------	-----



"This document is issued by the Company subject to its General Conditions of Service printed overleaf, available on request or accessible at www.sgs.com/terms_and_conditions.htm and, for electronic format documents, subject to Terms and Conditions for Electronic Documents at www.sgs.com/terms_e-document.htm. Attention is drawn to the limitation of liability, indemnification and jurisdiction issues defined therein. Any holder of this document is advised that information contained hereon reflects the Company's findings at the time of its intervention only and within the limits of Client's instructions, if any. The Company's sole responsibility is to its Client and this document does not exonerate parties to a transaction from exercising all their rights and obligations under the transaction documents. This document cannot be reproduced except in full, without prior written approval of the Company. Any unauthorized alteration, forgery or falsification of the content or appearance of this document is unlawful and offenders may be prosecuted to the fullest extent of the law. Unless otherwise stated the results shown in this test report refer only to the sample(s) tested and such sample(s) are retained for 90 days only."

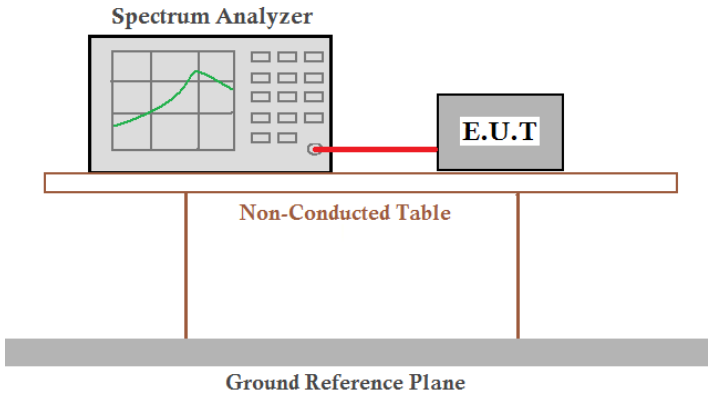


Test mode:	GFSK	Test Packet:	DH5
------------	------	--------------	-----



"This document is issued by the Company subject to its General Conditions of Service printed overleaf, available on request or accessible at www.sgs.com/terms_and_conditions.htm and, for electronic format documents, subject to Terms and Conditions for Electronic Documents at www.sgs.com/terms_e-document.htm. Attention is drawn to the limitation of liability, indemnification and jurisdiction issues defined therein. Any holder of this document is advised that information contained hereon reflects the Company's findings at the time of its intervention only and within the limits of Client's instructions, if any. The Company's sole responsibility is to its Client and this document does not exonerate parties to a transaction from exercising all their rights and obligations under the transaction documents. This document cannot be reproduced except in full, without prior written approval of the Company. Any unauthorized alteration, forgery or falsification of the content or appearance of this document is unlawful and offenders may be prosecuted to the fullest extent of the law. Unless otherwise stated the results shown in this test report refer only to the sample(s) tested and such sample(s) are retained for 90 days only."

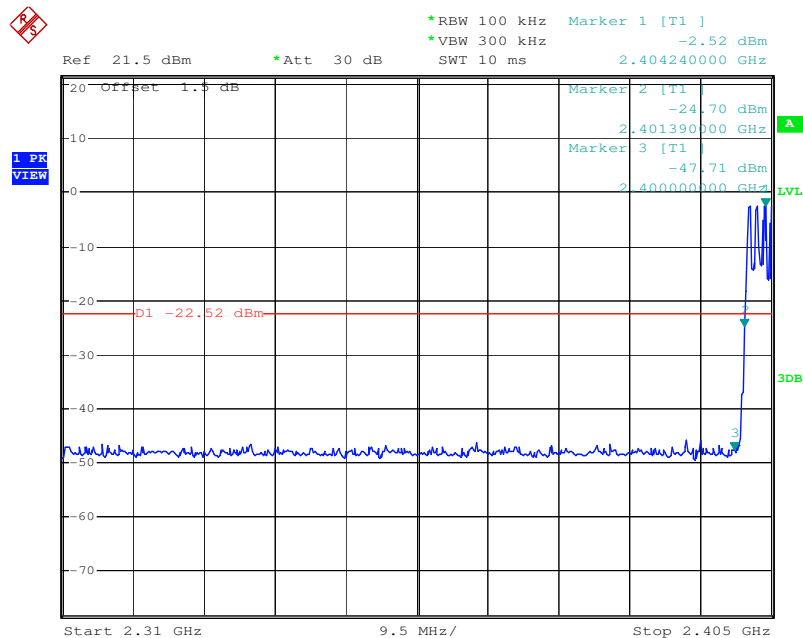
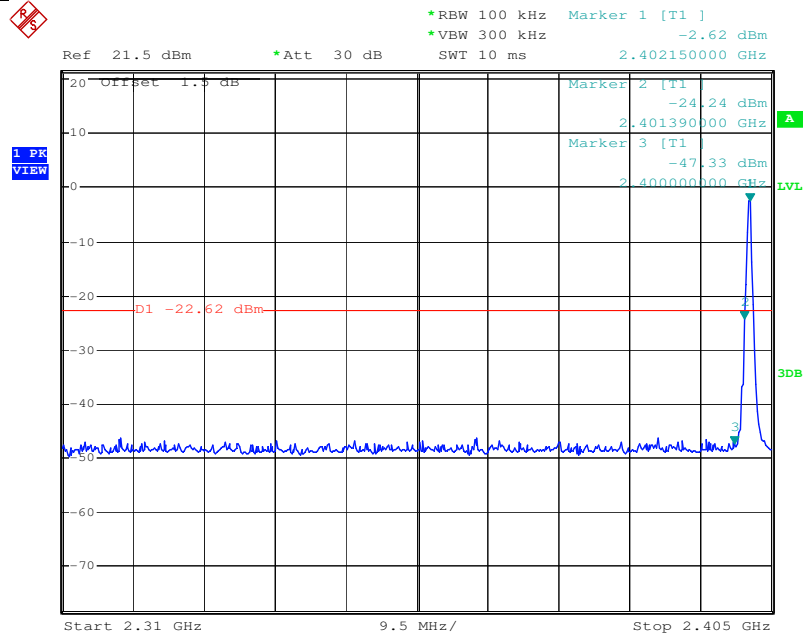
5.8 Band Edge

Test Requirement:	FCC Part15 C Section 15.247 (d)
Test Method:	ANSI C63.10:2009
Limit:	In any 100 kHz bandwidth outside the frequency band in which the spread spectrum intentional radiator is operating, the radio frequency power that is produced by the intentional radiator shall be at least 20 dB below that in the 100 kHz bandwidth within the band that contains the highest level of the desired power, based on either an RF conducted or a radiated measurement.
Test setup:	 <p><i>Remark:</i> <i>Offset the High-Frequency cable loss 1.5dB in the spectrum analyzer.</i></p>
Test Instruments:	Refer to section 4.8 for details
Test state:	Non hopping transmitting and Hopping transmitting with all kinds of modulation.
Test results:	Pass



Test plot as follows:

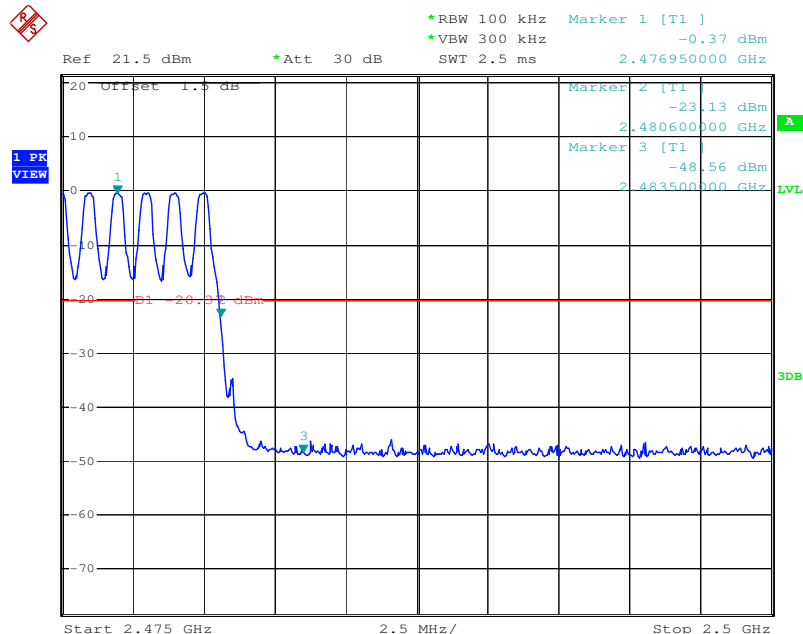
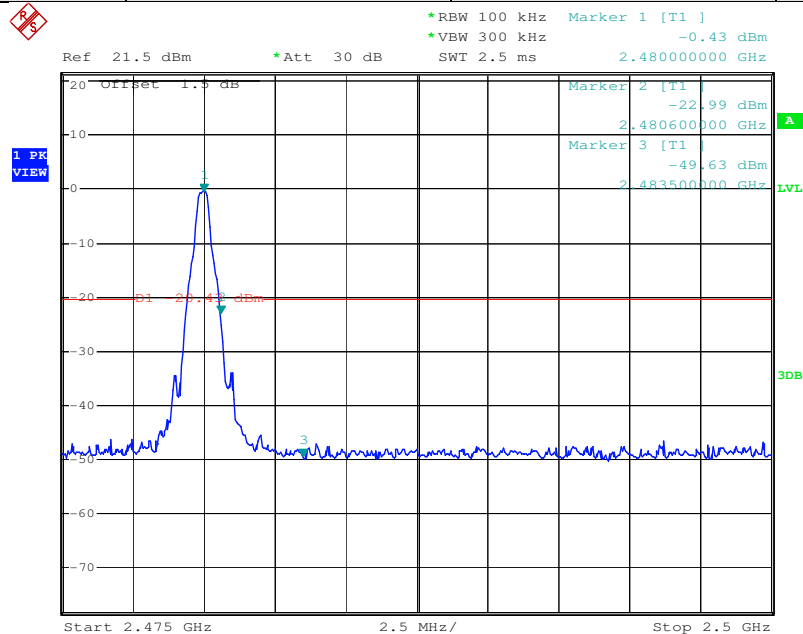
Test mode:	GFSK	Test channel:	Lowest
------------	------	---------------	--------



"This document is issued by the Company subject to its General Conditions of Service printed overleaf, available on request or accessible at www.sgs.com/terms_and_conditions.htm and, for electronic format documents, subject to Terms and Conditions for Electronic Documents at www.sgs.com/terms_e-document.htm. Attention is drawn to the limitation of liability, indemnification and jurisdiction issues defined therein. Any holder of this document is advised that information contained hereon reflects the Company's findings at the time of its intervention only and within the limits of Client's instructions, if any. The Company's sole responsibility is to its Client and this document does not exonerate parties to a transaction from exercising all their rights and obligations under the transaction documents. This document cannot be reproduced except in full, without prior written approval of the Company. Any unauthorized alteration, forgery or falsification of the content or appearance of this document is unlawful and offenders may be prosecuted to the fullest extent of the law. Unless otherwise stated the results shown in this test report refer only to the sample(s) tested and such sample(s) are retained for 90 days only."

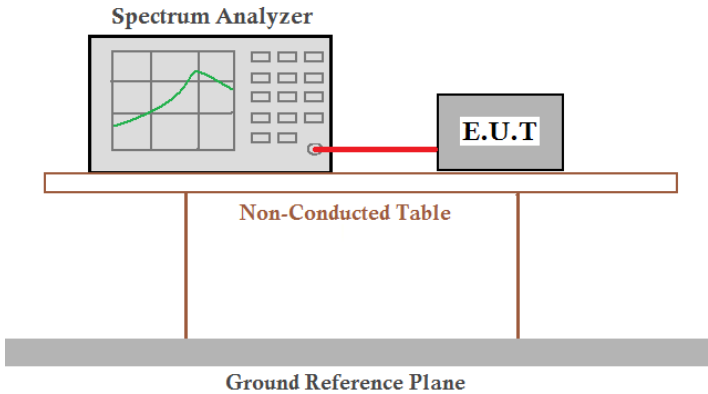


Test mode:	GFSK	Test channel:	Highest
------------	------	---------------	---------



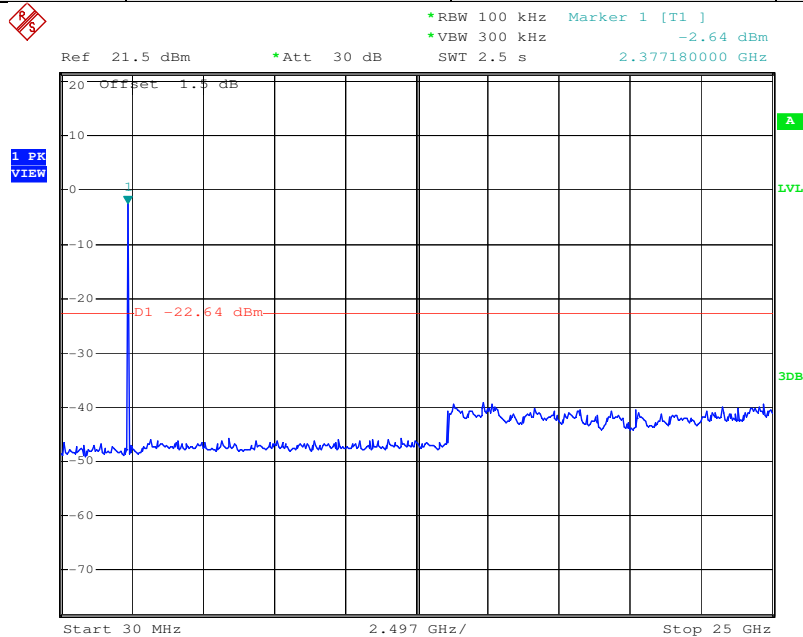
"This document is issued by the Company subject to its General Conditions of Service printed overleaf, available on request or accessible at www.sgs.com/terms_and_conditions.htm and, for electronic format documents, subject to Terms and Conditions for Electronic Documents at www.sgs.com/terms_e-document.htm. Attention is drawn to the limitation of liability, indemnification and jurisdiction issues defined therein. Any holder of this document is advised that information contained hereon reflects the Company's findings at the time of its intervention only and within the limits of Client's instructions, if any. The Company's sole responsibility is to its Client and this document does not exonerate parties to a transaction from exercising all their rights and obligations under the transaction documents. This document cannot be reproduced except in full, without prior written approval of the Company. Any unauthorized alteration, forgery or falsification of the content or appearance of this document is unlawful and offenders may be prosecuted to the fullest extent of the law. Unless otherwise stated the results shown in this test report refer only to the sample(s) tested and such sample(s) are retained for 90 days only."

5.9 RF Antenna Conducted spurious emissions

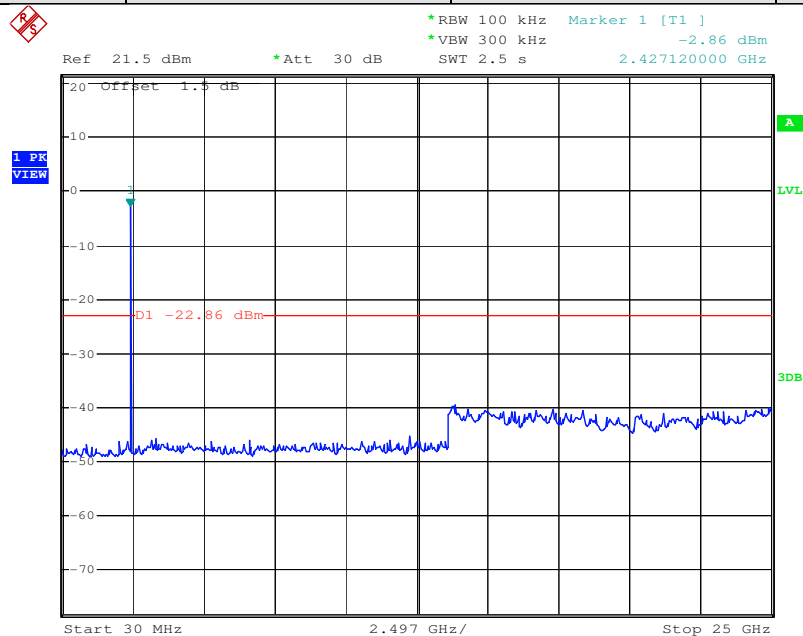
Test Requirement:	FCC Part15 C Section 15.247 (d)
Test Method:	ANSI C63.10:2009
Limit:	In any 100 kHz bandwidth outside the frequency band in which the spread spectrum intentional radiator is operating, the radio frequency power that is produced by the intentional radiator shall be at least 20 dB below that in the 100 kHz bandwidth within the band that contains the highest level of the desired power, based on either an RF conducted or a radiated measurement.
Test setup:	 <p><i>Remark:</i> <i>Offset the High-Frequency cable loss 1.5dB in the spectrum analyzer.</i></p>
Test Instruments:	Refer to section 4.8 for details
Test results:	Pass



Test mode:	GFSK	Test channel:	Lowest
------------	------	---------------	--------



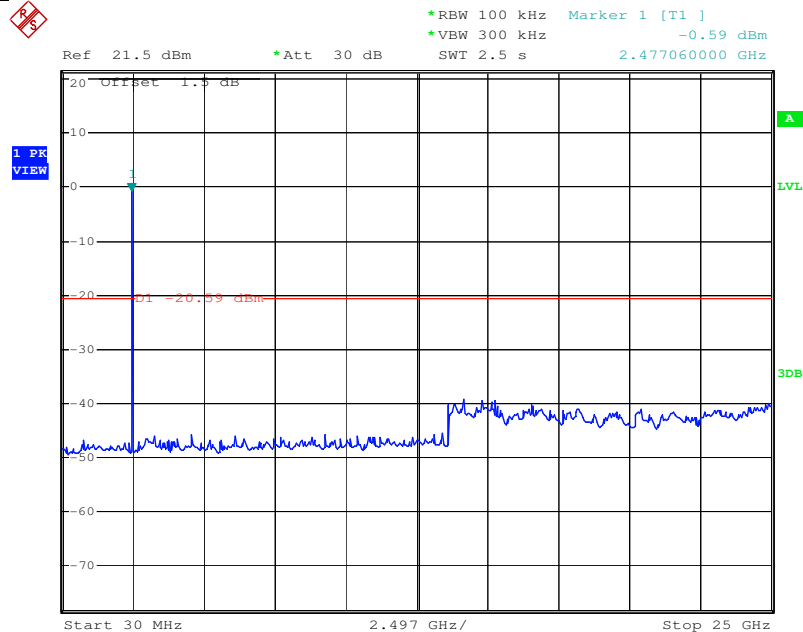
Test mode:	GFSK	Test channel:	Middle
------------	------	---------------	--------



"This document is issued by the Company subject to its General Conditions of Service printed overleaf, available on request or accessible at www.sgs.com/terms_and_conditions.htm and, for electronic format documents, subject to Terms and Conditions for Electronic Documents at www.sgs.com/terms_e-document.htm. Attention is drawn to the limitation of liability, indemnification and jurisdiction issues defined therein. Any holder of this document is advised that information contained hereon reflects the Company's findings at the time of its intervention only and within the limits of Client's instructions, if any. The Company's sole responsibility is to its Client and this document does not exonerate parties to a transaction from exercising all their rights and obligations under the transaction documents. This document cannot be reproduced except in full, without prior written approval of the Company. Any unauthorized alteration, forgery or falsification of the content or appearance of this document is unlawful and offenders may be prosecuted to the fullest extent of the law. Unless otherwise stated the results shown in this test report refer only to the sample(s) tested and such sample(s) are retained for 90 days only."



Test mode:	GFSK	Test channel:	Highest
------------	------	---------------	---------



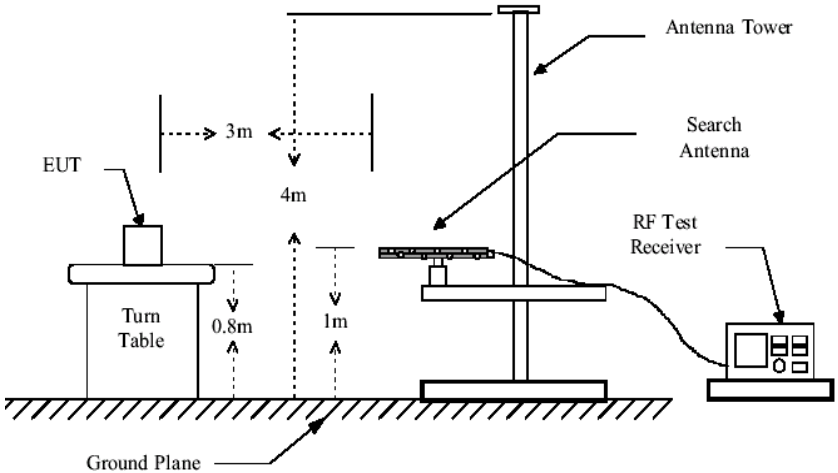
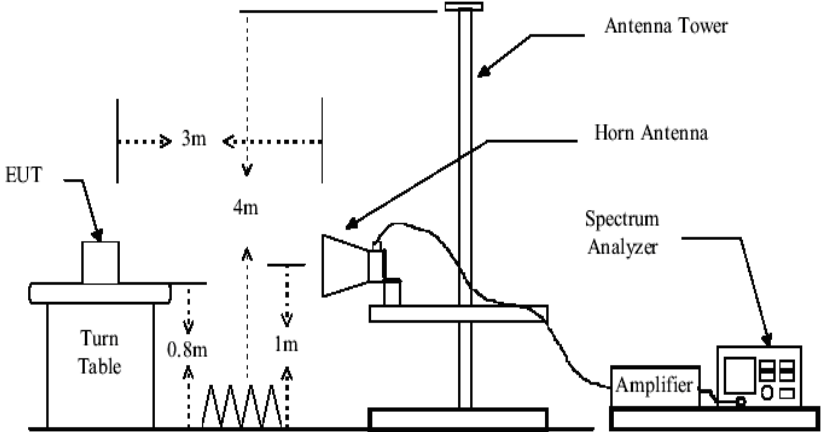
"This document is issued by the Company subject to its General Conditions of Service printed overleaf, available on request or accessible at www.sgs.com/terms_and_conditions.htm and, for electronic format documents, subject to Terms and Conditions for Electronic Documents at www.sgs.com/terms_e-document.htm. Attention is drawn to the limitation of liability, indemnification and jurisdiction issues defined therein. Any holder of this document is advised that information contained hereon reflects the Company's findings at the time of its intervention only and within the limits of Client's instructions, if any. The Company's sole responsibility is to its Client and this document does not exonerate parties to a transaction from exercising all their rights and obligations under the transaction documents. This document cannot be reproduced except in full, without prior written approval of the Company. Any unauthorized alteration, forgery or falsification of the content or appearance of this document is unlawful and offenders may be prosecuted to the fullest extent of the law. Unless otherwise stated the results shown in this test report refer only to the sample(s) tested and such sample(s) are retained for 90 days only."

5.10 Pseudorandom Frequency Hopping Sequence

Test Requirement:	FCC Part15 C Section 15.247 (a)(1) requirement:
<p>Frequency hopping systems shall have hopping channel carrier frequencies separated by a minimum of 25 kHz or the 20 dB bandwidth of the hopping channel, whichever is greater.</p> <p>Alternatively. Frequency hopping systems operating in the 2400-2483.5 MHz band may have hopping channel carrier frequencies that are separated by 25 kHz or two-thirds of the 20 dB bandwidth of the hopping channel, whichever is greater, provided the systems operate with an output power no greater than 125 mW. The system shall hop to channel frequencies that are selected at the system hopping rate from a Pseudorandom ordered list of hopping frequencies. Each frequency must be used equally on the average by each transmitter. The system receivers shall have input bandwidths that match the hopping channel bandwidths of their corresponding transmitters and shall shift frequencies in synchronization with the transmitted signals.</p>	
EUT Pseudorandom Frequency Hopping Sequence	
<p>The pseudorandom sequence may be generated in a nine-stage shift register whose 5th and 9th stage outputs are added in a modulo-two addition stage. And the result is fed back to the input of the first stage. The sequence begins with the first ONE of 9 consecutive ONES; i.e. the shift register is initialized with nine ones.</p> <ul style="list-style-type: none"> • Number of shift register stages: 9 • Length of pseudo-random sequence: $2^9 - 1 = 511$ bits • Longest sequence of zeros: 8 (non-inverted signal) <div data-bbox="300 974 1356 1124" data-label="Diagram"> </div> <p><i>Linear Feedback Shift Register for Generation of the PRBS sequence</i></p> <p>An example of Pseudorandom Frequency Hopping Sequence as follow:</p> <div data-bbox="276 1227 1273 1375" data-label="Diagram"> </div> <p>Each frequency used equally on the average by each transmitter. The system receivers have input bandwidths that match the hopping channel bandwidths of their corresponding transmitters and shift frequencies in synchronization with the transmitted signals.</p>	

**5.11 Radiated Emission**

Test Requirement:	FCC Part15 C Section 15.209 and 15.205				
Test Method:	ANSI C63.10: 2009				
Test Frequency Range:	30MHz to 25GHz				
Test site:	Measurement Distance: 3m (Semi-Anechoic Chamber)				
Receiver setup:					
	Frequency	Detector	RBW	VBW	Remark
	30MHz-1GHz	Quasi-peak	100kHz	300kHz	Quasi-peak Value
	Above 1GHz	Peak	1MHz	3MHz	Peak Value
Peak		1MHz	10Hz	Average Value	
Limit:					
	Frequency		Limit (dBuV/m @3m)		Remark
	30MHz-88MHz		40.0		Quasi-peak Value
	88MHz-216MHz		43.5		Quasi-peak Value
	216MHz-960MHz		46.0		Quasi-peak Value
	960MHz-1GHz		54.0		Quasi-peak Value
	Above 1GHz		54.0		Average Value
74.0			Peak Value		
Test Procedure:	<div>a. The EUT was placed on the top of a rotating table 0.8 meters above the ground at a 3 meter semi-anechoic camber. The table was rotated 360 degrees to determine the position of the highest radiation.</div> <div>b. The EUT was set 3 meters away from the interference-receiving antenna, which was mounted on the top of a variable-height antenna tower.</div> <div>c. The antenna height is varied from one meter to four meters above the ground to determine the maximum value of the field strength. Both horizontal and vertical polarizations of the antenna are set to make the measurement.</div> <div>d. For each suspected emission, the EUT was arranged to its worst case and then the antenna was tuned to heights from 1 meter to 4 meters and the rotatable table was turned from 0 degrees to 360 degrees to find the maximum reading.</div> <div>e. The test-receiver system was set to Peak Detect Function and Specified Bandwidth with Maximum Hold Mode.</div> <div>f. If the emission level of the EUT in peak mode was 10dB lower than the limit specified, then testing could be stopped and the peak values of the EUT would be reported. Otherwise the emissions that did not have 10dB margin would be re-tested one by one using peak, quasi-peak or average method as specified and then reported in a data sheet.</div> <div>g. The radiation measurements are performed in X, Y, Z axis positioning. Only the worst case is shown in the report.</div>				
Test Instruments:	Refer to section 4.8 for details				

Test mode:	Non-hopping transmitting with modulation.
Test results:	Pass
Test setup:	<p>Below 1GHz</p>  <p>Above 1GHz</p> 

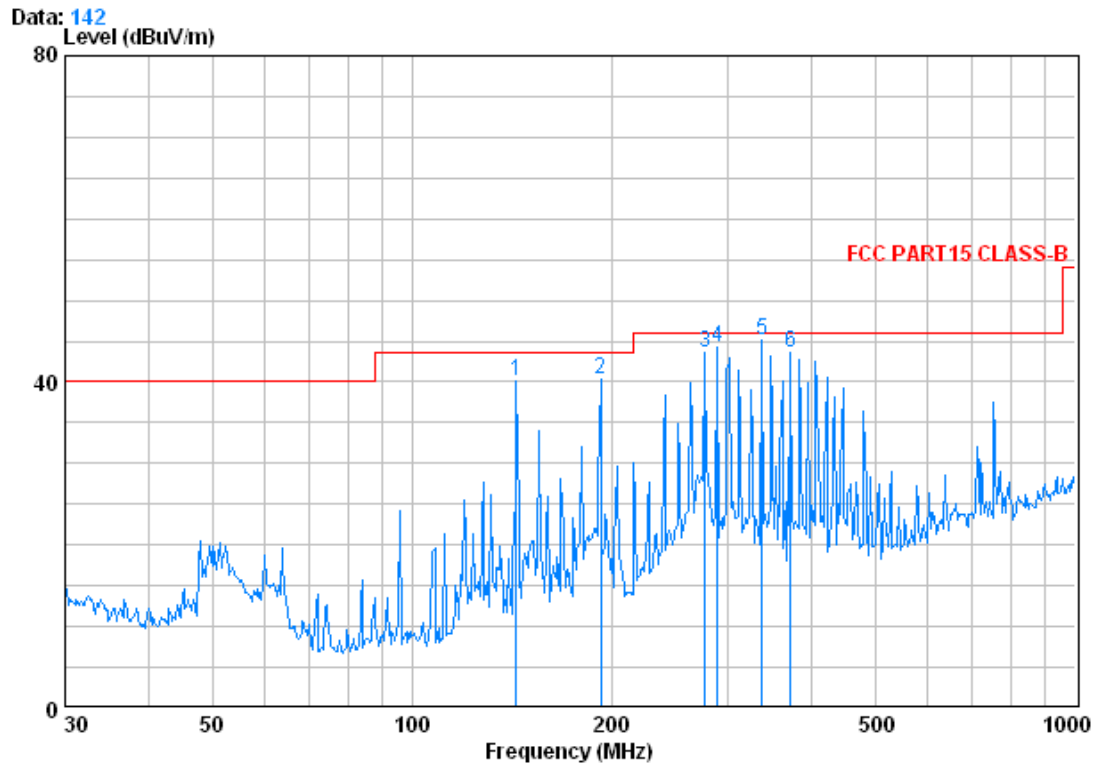
Note:

The field strength is calculated by adding the Antenna Factor, Cable Factor & Preamplifier. The basic equation with a sample calculation is as follows:

$$\text{Final Test Level} = \text{Receiver Reading} + \text{Antenna Factor} + \text{Cable Factor} - \text{Preamplifier Factor}$$

5.11.1 Radiated emission below 1GHz

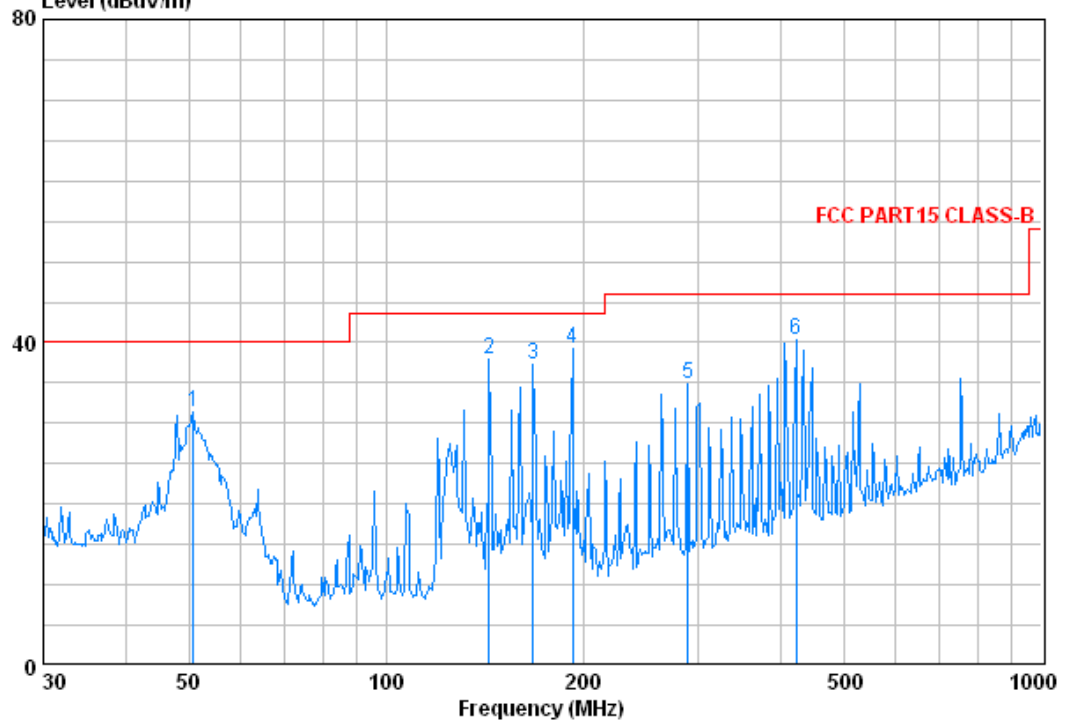
Horizontal:



		Cable	Antenna	Preamp	Read		Limit	Over
	Freq	Loss	Factor	Factor	Level	Level	Line	Limit
	MHz	dB	dB/m	dB	dBuV	dBuV/m	dBuV/m	dB
1 @	143.830	1.31	8.43	26.94	57.30	40.10	43.50	-3.40
2 @	192.419	1.39	10.12	26.73	55.63	40.41	43.50	-3.09
3 @	277.094	1.80	12.89	26.46	55.30	43.53	46.00	-2.47
4 @	289.002	1.85	13.40	26.43	55.34	44.16	46.00	-1.84
5 @	337.216	2.02	15.10	26.68	54.59	45.03	46.00	-0.97
6 @	372.005	2.12	15.94	26.95	52.52	43.63	46.00	-2.37



Vertical:

Data: 143
Level (dBuV/m)

		CableAntenna		Preamplifier	Read		Limit	Over
	Freq	Loss	Factor	Factor	Level	Level	Line	Limit
	MHz	dB	dB/m	dB	dBuV	dBuV/m	dBuV/m	dB
1	50.764	0.80	7.93	27.29	49.85	31.29	40.00	-8.71
2 @	143.830	1.31	8.43	26.94	55.12	37.92	43.50	-5.58
3 @	167.824	1.35	9.52	26.82	53.29	37.34	43.50	-6.16
4 @	192.419	1.39	10.12	26.73	54.44	39.22	43.50	-4.28
5	289.002	1.85	13.40	26.43	46.02	34.84	46.00	-11.16
6 @	422.058	2.29	16.39	27.27	48.83	40.23	46.00	-5.77

"This document is issued by the Company subject to its General Conditions of Service printed overleaf, available on request or accessible at www.sgs.com/terms_and_conditions.htm and, for electronic format documents, subject to Terms and Conditions for Electronic Documents at www.sgs.com/terms_e-document.htm. Attention is drawn to the limitation of liability, indemnification and jurisdiction issues defined therein. Any holder of this document is advised that information contained hereon reflects the Company's findings at the time of its intervention only and within the limits of Client's instructions, if any. The Company's sole responsibility is to its Client and this document does not exonerate parties to a transaction from exercising all their rights and obligations under the transaction documents. This document cannot be reproduced except in full, without prior written approval of the Company. Any unauthorized alteration, forgery or falsification of the content or appearance of this document is unlawful and offenders may be prosecuted to the fullest extent of the law. Unless otherwise stated the results shown in this test report refer only to the sample(s) tested and such sample(s) are retained for 90 days only."

**5.11.2 Transmitter emission above 1GHz**

Test mode:	Transmitting	Test channel:	Lowest	Remark:	Peak
------------	--------------	---------------	--------	---------	------

Frequency (MHz)	Cable Loss (dB)	Antenna Factor (dB/m)	Preamplifier Factor (dB)	Read Level (dBμV)	Level (dBμV/m)	Limit Line (dBμV/m)	Over Limit (dB)	polarization
1587.500	2.57	28.84	39.39	53.47	45.49	74.00	-28.51	Vertical
4783.500	4.68	34.73	41.61	55.00	52.80	74.00	-21.20	Vertical
6522.500	5.26	36.28	40.46	52.68	53.76	74.00	-20.24	Vertical
7756.250	6.22	36.00	39.39	50.40	53.23	74.00	-20.77	Vertical
9812.500	5.98	37.51	37.61	46.88	52.76	74.00	-21.24	Vertical
12679.500	6.64	39.47	38.56	48.37	55.92	74.00	-18.08	Vertical
1587.500	2.57	28.84	39.39	52.91	44.93	74.00	-29.07	Horizontal
4783.500	4.68	34.73	41.61	54.84	52.64	74.00	-21.36	Horizontal
6534.250	5.27	36.27	40.46	52.81	53.89	74.00	-20.11	Horizontal
7744.500	6.22	36.00	39.41	50.56	53.37	74.00	-20.63	Horizontal
10435.250	6.08	38.22	37.63	46.85	53.52	74.00	-20.48	Horizontal
12174.250	6.51	39.07	38.35	47.81	55.04	74.00	-18.96	Horizontal

Test mode:	Transmitting	Test channel:	Lowest	Remark:	Average
------------	--------------	---------------	--------	---------	---------

Frequency (MHz)	Cable loss (dB)	Antenna factors (dB/m)	Preamplifier factor (dB)	Reading Level (dBμV)	Emission Level (dBμV/m)	Limit (dBμV/m)	Over Limit (dB)	polarization
1587.500	2.57	28.84	39.39	34.84	26.86	54.00	-27.14	Vertical
4783.500	4.68	34.73	41.61	36.73	34.53	54.00	-19.47	Vertical
6522.500	5.26	36.28	40.46	37.86	38.94	54.00	-15.06	Vertical
7756.250	6.22	36.00	39.39	35.80	38.63	54.00	-15.37	Vertical
9812.500	5.98	37.51	37.61	32.73	38.61	54.00	-15.39	Vertical
12679.500	6.64	39.47	38.56	33.85	41.40	54.00	-12.60	Vertical
1587.500	2.57	28.84	39.39	35.98	28.00	54.00	-26.00	Horizontal
4783.500	4.68	34.73	41.61	37.79	35.59	54.00	-18.41	Horizontal
6534.250	5.27	36.27	40.46	38.82	39.90	54.00	-14.10	Horizontal
7744.500	6.22	36.00	39.41	36.76	39.57	54.00	-14.43	Horizontal
10435.250	6.08	38.22	37.63	32.98	39.65	54.00	-14.35	Horizontal
12174.250	6.51	39.07	38.35	33.96	41.19	54.00	-12.81	Horizontal

"This document is issued by the Company subject to its General Conditions of Service printed overleaf, available on request or accessible at www.sgs.com/terms_and_conditions.htm and, for electronic format documents, subject to Terms and Conditions for Electronic Documents at www.sgs.com/terms_e-document.htm. Attention is drawn to the limitation of liability, indemnification and jurisdiction issues defined therein. Any holder of this document is advised that information contained hereon reflects the Company's findings at the time of its intervention only and within the limits of Client's instructions, if any. The Company's sole responsibility is to its Client and this document does not exonerate parties to a transaction from exercising all their rights and obligations under the transaction documents. This document cannot be reproduced except in full, without prior written approval of the Company. Any unauthorized alteration, forgery or falsification of the content or appearance of this document is unlawful and offenders may be prosecuted to the fullest extent of the law. Unless otherwise stated the results shown in this test report refer only to the sample(s) tested and such sample(s) are retained for 90 days only."



SGS-CSTC Standards Technical Services Ltd.

Report No.: SZEM110600099601

Page: 40 of 49

Test mode:	Transmitting	Test channel:	Middle	Remark:	Peak
------------	--------------	---------------	--------	---------	------

Frequency (MHz)	Cable Loss (dB)	Antenna Factor (dB/m)	Preamplifier Factor (dB)	Read Level (dBuV)	Level (dBuV/m)	Limit Line (dBuV/m)	Over Limit (dB)	polarization
1599.250	2.58	28.84	39.40	54.20	46.22	74.00	-27.78	Vertical
4877.500	4.72	34.59	41.68	53.89	51.52	74.00	-22.48	Vertical
6722.250	5.31	36.08	40.30	51.25	52.34	74.00	-21.66	Vertical
8261.500	6.19	36.10	38.96	48.73	52.06	74.00	-21.94	Vertical
10623.250	6.13	38.35	37.70	46.17	52.95	74.00	-21.05	Vertical
12550.250	6.61	39.42	38.50	47.57	55.10	74.00	-18.90	Vertical
1599.250	2.58	28.84	39.40	52.51	44.53	74.00	-29.47	Horizontal
4877.500	4.72	34.59	41.68	54.88	52.51	74.00	-21.49	Horizontal
6522.500	5.26	36.28	40.46	52.22	53.30	74.00	-20.70	Horizontal
8061.750	6.20	36.02	39.13	49.25	52.34	74.00	-21.66	Horizontal
9906.500	5.98	37.61	37.53	47.15	53.21	74.00	-20.79	Horizontal
11939.250	6.45	38.83	38.25	47.51	54.54	74.00	-19.46	Horizontal

Test mode:	Transmitting	Test channel:	Middle	Remark:	Average
------------	--------------	---------------	--------	---------	---------

Frequency (MHz)	Cable loss (dB)	Antenna factors (dB/m)	Preamplifier factor (dB)	Reading Level (dBμV)	Emission Level (dBμV/m)	Limit (dBμV/m)	Over Limit (dB)	polarization
1599.250	2.58	28.84	39.40	34.15	26.17	54.00	-27.83	Vertical
4877.500	4.72	34.59	41.68	35.99	33.62	54.00	-20.38	Vertical
6722.250	5.31	36.08	40.30	37.18	38.27	54.00	-15.73	Vertical
8261.500	6.19	36.10	38.96	34.66	37.99	54.00	-16.01	Vertical
10623.250	6.13	38.35	37.70	31.82	38.60	54.00	-15.40	Vertical
12550.250	6.61	39.42	38.50	33.21	40.74	54.00	-13.26	Vertical
1599.250	2.58	28.84	39.40	34.11	26.13	54.00	-27.87	Horizontal
4877.500	4.72	34.59	41.68	36.01	33.64	54.00	-20.36	Horizontal
6522.500	5.26	36.28	40.46	37.31	38.39	54.00	-15.61	Horizontal
8061.750	6.20	36.02	39.13	34.80	37.89	54.00	-16.11	Horizontal
9906.500	5.98	37.61	37.53	32.00	38.06	54.00	-15.94	Horizontal
11939.250	6.45	38.83	38.25	32.70	39.73	54.00	-14.27	Horizontal

"This document is issued by the Company subject to its General Conditions of Service printed overleaf, available on request or accessible at www.sgs.com/terms_and_conditions.htm and, for electronic format documents, subject to Terms and Conditions for Electronic Documents at www.sgs.com/terms_e-document.htm. Attention is drawn to the limitation of liability, indemnification and jurisdiction issues defined therein. Any holder of this document is advised that information contained hereon reflects the Company's findings at the time of its intervention only and within the limits of Client's instructions, if any. The Company's sole responsibility is to its Client and this document does not exonerate parties to a transaction from exercising all their rights and obligations under the transaction documents. This document cannot be reproduced except in full, without prior written approval of the Company. Any unauthorized alteration, forgery or falsification of the content or appearance of this document is unlawful and offenders may be prosecuted to the fullest extent of the law. Unless otherwise stated the results shown in this test report refer only to the sample(s) tested and such sample(s) are retained for 90 days only."



SGS-CSTC Standards Technical Services Ltd.

Report No.: SZEM110600099601

Page: 41 of 49

Test mode:	Transmitting	Test channel:	Highest	Remark:	Peak
------------	--------------	---------------	---------	---------	------

Frequency (MHz)	Cable Loss (dB)	Antenna Factor (dB/m)	Preamplifier Factor (dB)	Read Level (dBμV)	Level (dBμV/m)	Limit Line (dBμV/m)	Over Limit (dB)	polarization
1634.500	2.60	29.09	39.41	54.70	46.98	74.00	-27.02	Vertical
3890.500	4.07	33.68	40.95	49.42	46.22	74.00	-27.78	Vertical
4983.250	4.77	34.43	41.77	53.70	51.13	74.00	-22.87	Vertical
6581.250	5.28	36.23	40.41	51.67	52.77	74.00	-21.23	Vertical
9683.250	5.99	37.39	37.73	46.37	52.02	74.00	-21.98	Vertical
12397.500	6.57	39.30	38.44	47.84	55.27	74.00	-18.73	Vertical
3796.500	3.99	33.55	40.88	49.80	46.46	74.00	-27.54	Horizontal
4983.250	4.77	34.43	41.77	53.83	51.26	74.00	-22.74	Horizontal
6534.250	5.27	36.27	40.46	51.76	52.84	74.00	-21.16	Horizontal
8038.250	6.20	36.01	39.16	48.69	51.74	74.00	-22.26	Horizontal
9683.250	5.99	37.39	37.73	46.56	52.21	74.00	-21.79	Horizontal
11892.250	6.44	38.80	38.23	46.33	53.34	74.00	-20.66	Horizontal

Test mode:	Transmitting	Test channel:	Highest	Remark:	Average
------------	--------------	---------------	---------	---------	---------

Frequency (MHz)	Cable loss (dB)	Antenna factors (dB/m)	Preamplifier factor (dB)	Reading Level (dBμV)	Emission Level (dBμV/m)	Limit (dBμV/m)	Over Limit (dB)	polarization
1634.500	2.60	29.09	39.41	34.10	26.38	54.00	-27.62	Vertical
3890.500	4.07	33.68	40.95	35.04	31.84	54.00	-22.16	Vertical
4983.250	4.77	34.43	41.77	36.50	33.93	54.00	-20.07	Vertical
6581.250	5.28	36.23	40.41	37.25	38.35	54.00	-15.65	Vertical
9683.250	5.99	37.39	37.73	32.06	37.71	54.00	-16.29	Vertical
12397.500	6.57	39.30	38.44	33.03	40.46	54.00	-13.54	Vertical
3796.500	3.99	33.55	40.88	35.05	31.71	54.00	-22.29	Horizontal
4983.250	4.77	34.43	41.77	36.51	33.94	54.00	-20.06	Horizontal
6534.250	5.27	36.27	40.46	37.26	38.34	54.00	-15.66	Horizontal
8038.250	6.20	36.01	39.16	34.61	37.66	54.00	-16.34	Horizontal
9683.250	5.99	37.39	37.73	32.06	37.71	54.00	-16.29	Horizontal
11892.250	6.44	38.80	38.23	32.44	39.45	54.00	-14.55	Horizontal

Remark: The disturbance above 11GHz was very low, and the above harmonics were the highest point could be found when testing, so only the above harmonics had been displayed.

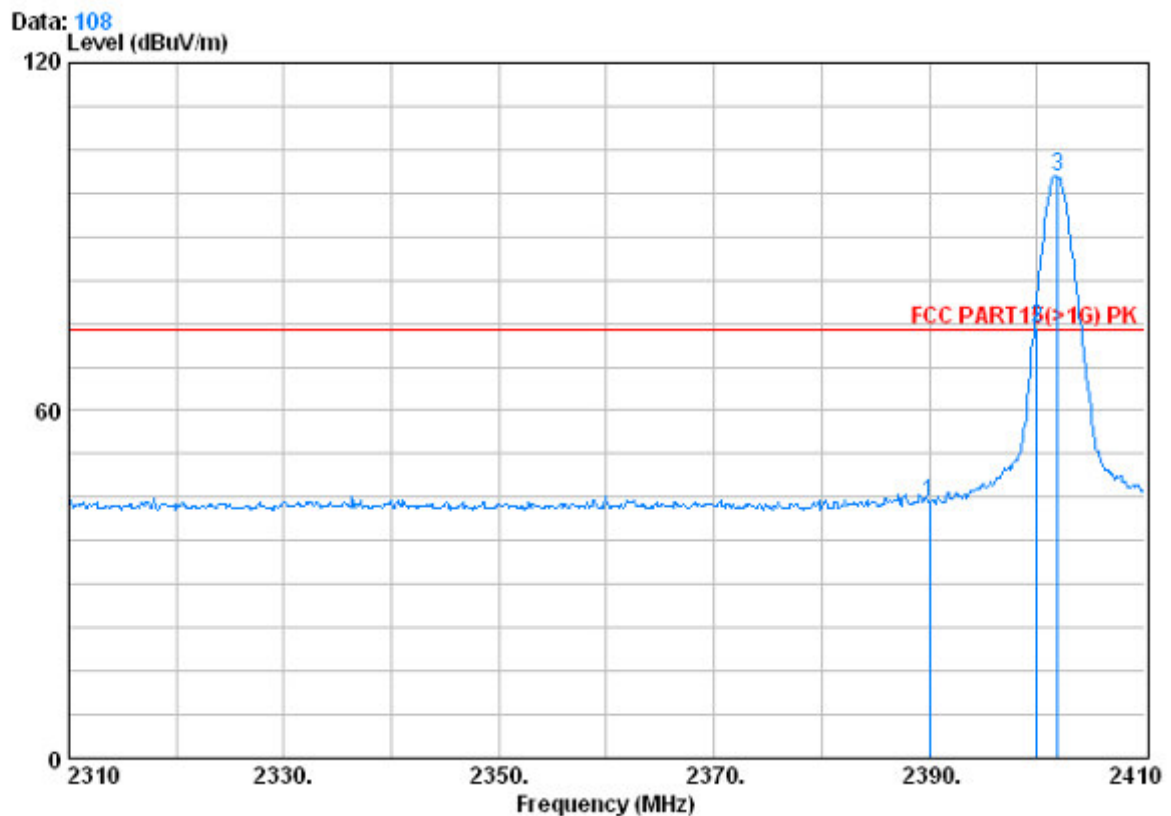
"This document is issued by the Company subject to its General Conditions of Service printed overleaf, available on request or accessible at www.sgs.com/terms_and_conditions.htm and, for electronic format documents, subject to Terms and Conditions for Electronic Documents at www.sgs.com/terms_e-document.htm. Attention is drawn to the limitation of liability, indemnification and jurisdiction issues defined therein. Any holder of this document is advised that information contained hereon reflects the Company's findings at the time of its intervention only and within the limits of Client's instructions, if any. The Company's sole responsibility is to its Client and this document does not exonerate parties to a transaction from exercising all their rights and obligations under the transaction documents. This document cannot be reproduced except in full, without prior written approval of the Company. Any unauthorized alteration, forgery or falsification of the content or appearance of this document is unlawful and offenders may be prosecuted to the fullest extent of the law. Unless otherwise stated the results shown in this test report refer only to the sample(s) tested and such sample(s) are retained for 90 days only."



5.11.3 Band edge (Radiated Emission)

Test mode:	Transmitting	Test channel:	Lowest	Remark:	Peak
------------	--------------	---------------	--------	---------	------

Vertical:

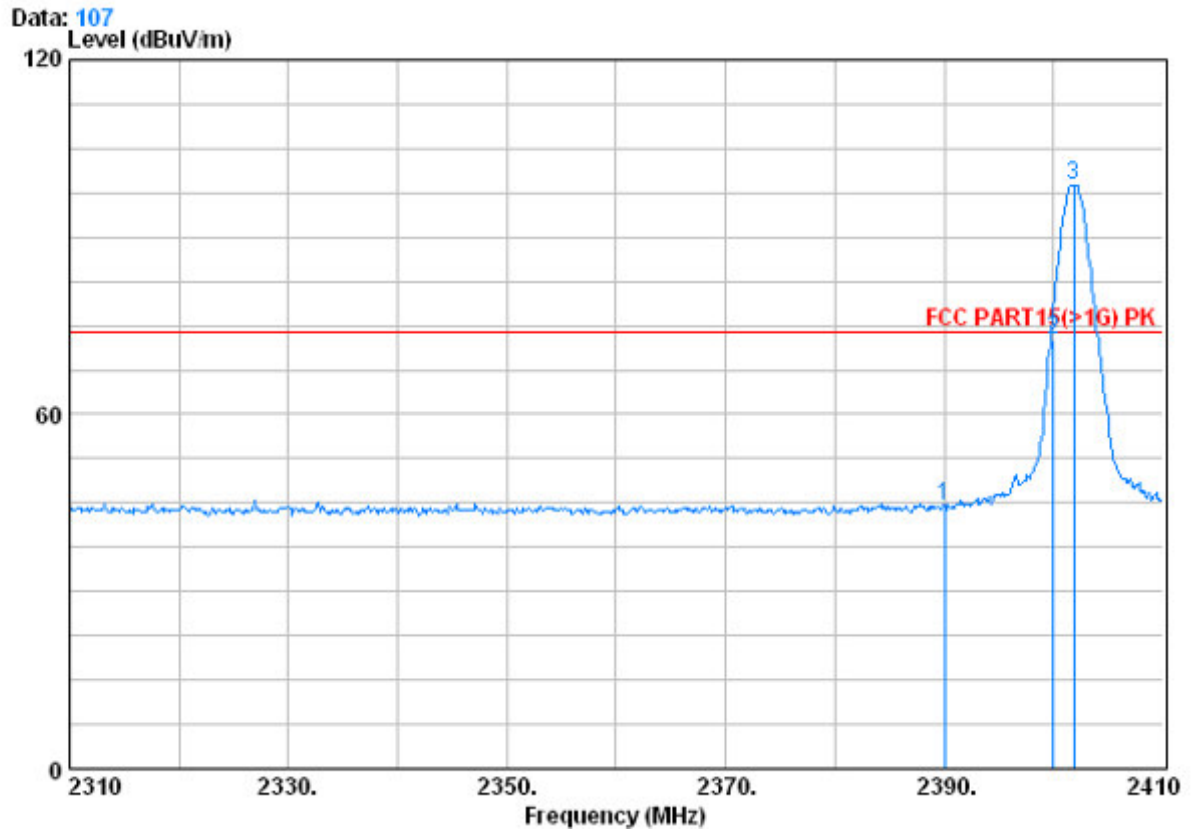


	Freq	Cable	Antenna	Preamp	Read	Limit	Over
	MHz	Loss	Factor	Factor	Level	Line	Limit
	MHz	dB	dB/m	dB	dBuV	dBuV/m	dBuV/m
1	2390.000	2.98	32.51	39.85	48.57	44.22	74.00
2 X	2400.000	2.98	32.51	39.86	78.68	74.31	74.00
3 X	2401.900	2.98	32.51	39.86	104.69	100.32	74.00

"This document is issued by the Company subject to its General Conditions of Service printed overleaf, available on request or accessible at www.sgs.com/terms_and_conditions.htm and, for electronic format documents, subject to Terms and Conditions for Electronic Documents at www.sgs.com/terms_e-document.htm. Attention is drawn to the limitation of liability, indemnification and jurisdiction issues defined therein. Any holder of this document is advised that information contained hereon reflects the Company's findings at the time of its intervention only and within the limits of Client's instructions, if any. The Company's sole responsibility is to its Client and this document does not exonerate parties to a transaction from exercising all their rights and obligations under the transaction documents. This document cannot be reproduced except in full, without prior written approval of the Company. Any unauthorized alteration, forgery or falsification of the content or appearance of this document is unlawful and offenders may be prosecuted to the fullest extent of the law. Unless otherwise stated the results shown in this test report refer only to the sample(s) tested and such sample(s) are retained for 90 days only."



Horizontal:



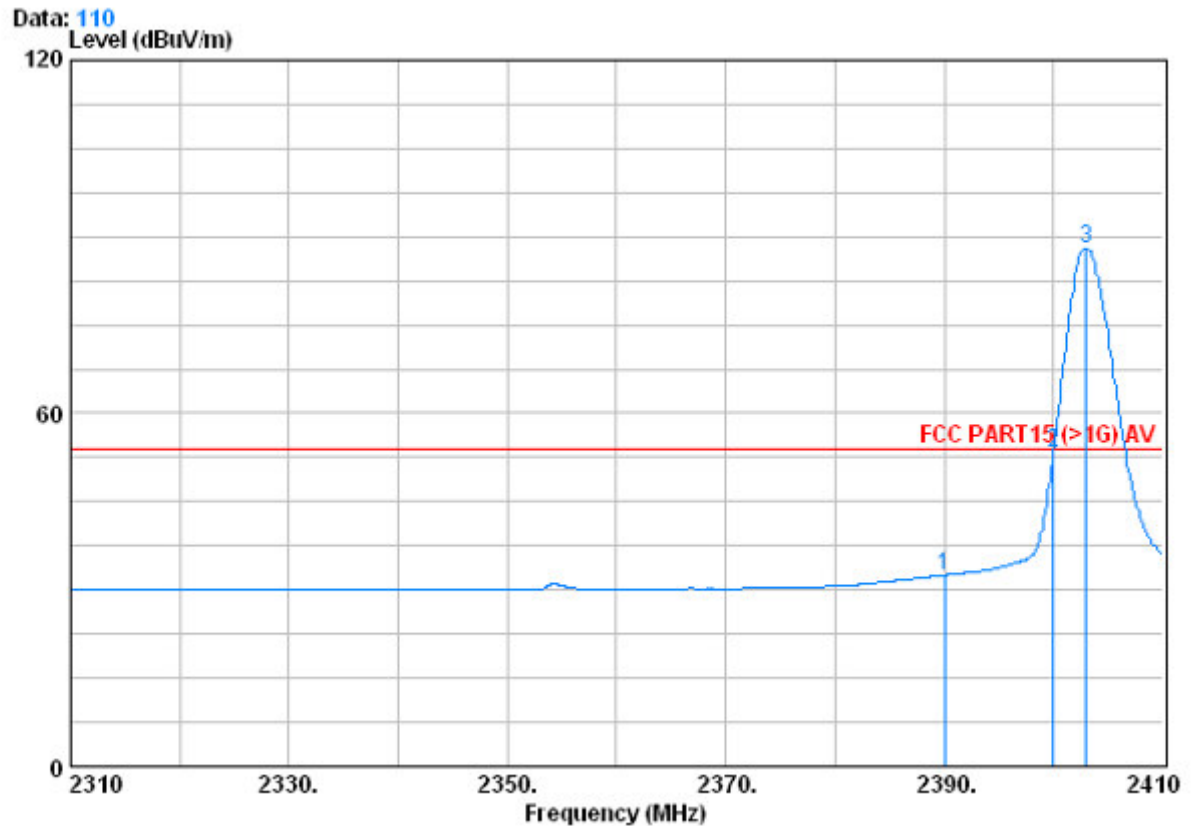
	Freq	Cable	Antenna	Preamp	Read	Limit	Over
		Loss	Factor	Factor	Level	Line	Limit
	MHz	dB	dB/m	dB	dBuV	dBuV/m	dB
1	2390.000	2.98	32.51	39.85	48.91	44.55	-29.45
2	2400.000	2.98	32.51	39.86	77.08	72.71	-1.29
3 X	2401.800	2.98	32.51	39.86	103.15	98.78	24.78

"This document is issued by the Company subject to its General Conditions of Service printed overleaf, available on request or accessible at www.sgs.com/terms_and_conditions.htm and, for electronic format documents, subject to Terms and Conditions for Electronic Documents at www.sgs.com/terms_e-document.htm. Attention is drawn to the limitation of liability, indemnification and jurisdiction issues defined therein. Any holder of this document is advised that information contained hereon reflects the Company's findings at the time of its intervention only and within the limits of Client's instructions, if any. The Company's sole responsibility is to its Client and this document does not exonerate parties to a transaction from exercising all their rights and obligations under the transaction documents. This document cannot be reproduced except in full, without prior written approval of the Company. Any unauthorized alteration, forgery or falsification of the content or appearance of this document is unlawful and offenders may be prosecuted to the fullest extent of the law. Unless otherwise stated the results shown in this test report refer only to the sample(s) tested and such sample(s) are retained for 90 days only."



Test mode:	Transmitting	Test channel:	Lowest	Remark:	Average
------------	--------------	---------------	--------	---------	---------

Vertical:

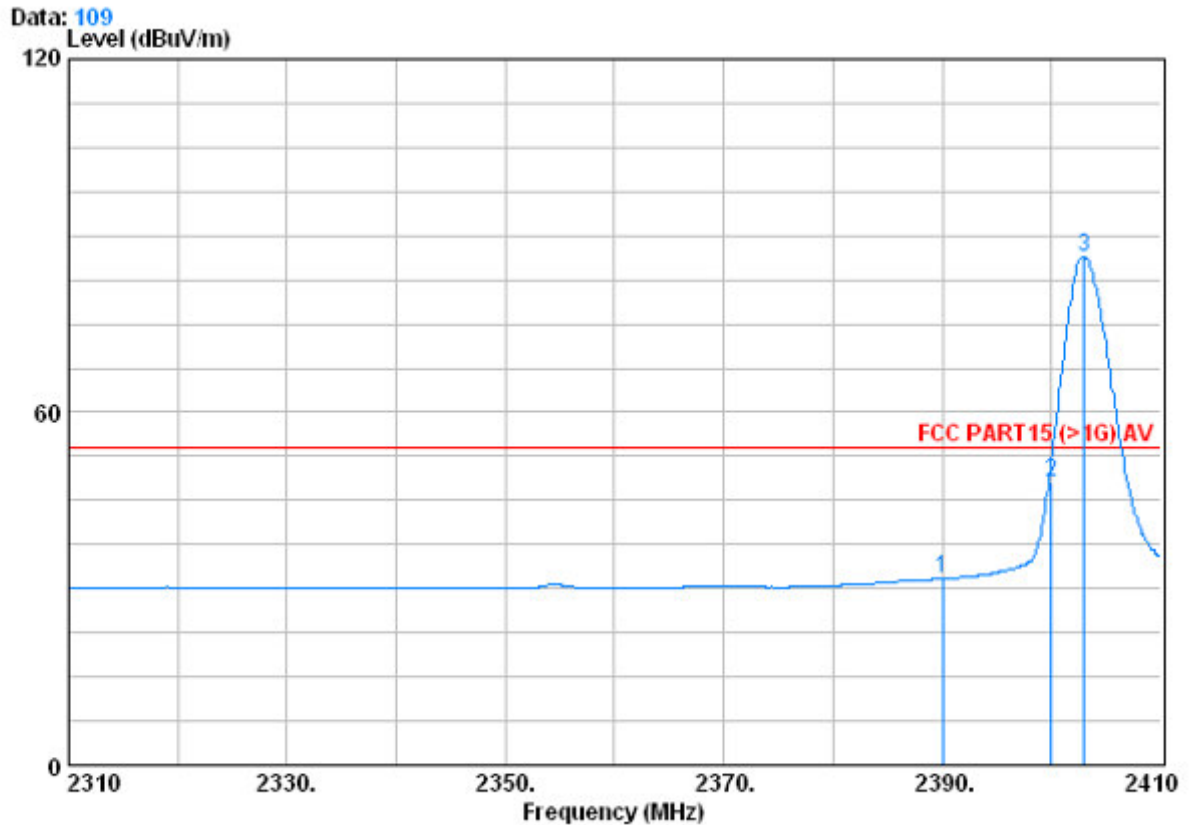


	Freq	CableAntenna	Preamp	Read	Limit	Over
	MHz	Loss	Factor	Level	Line	Limit
		dB	dB/m	dB	dBuV	dBuV/m
1	2390.000	2.98	32.51	39.85	36.85	32.49
2	2400.000	2.98	32.51	39.86	57.80	53.43
3 0	2403.000	2.98	32.54	39.86	92.39	88.06

"This document is issued by the Company subject to its General Conditions of Service printed overleaf, available on request or accessible at www.sgs.com/terms_and_conditions.htm and, for electronic format documents, subject to Terms and Conditions for Electronic Documents at www.sgs.com/terms_e-document.htm. Attention is drawn to the limitation of liability, indemnification and jurisdiction issues defined therein. Any holder of this document is advised that information contained hereon reflects the Company's findings at the time of its intervention only and within the limits of Client's instructions, if any. The Company's sole responsibility is to its Client and this document does not exonerate parties to a transaction from exercising all their rights and obligations under the transaction documents. This document cannot be reproduced except in full, without prior written approval of the Company. Any unauthorized alteration, forgery or falsification of the content or appearance of this document is unlawful and offenders may be prosecuted to the fullest extent of the law. Unless otherwise stated the results shown in this test report refer only to the sample(s) tested and such sample(s) are retained for 90 days only."



Horizontal:



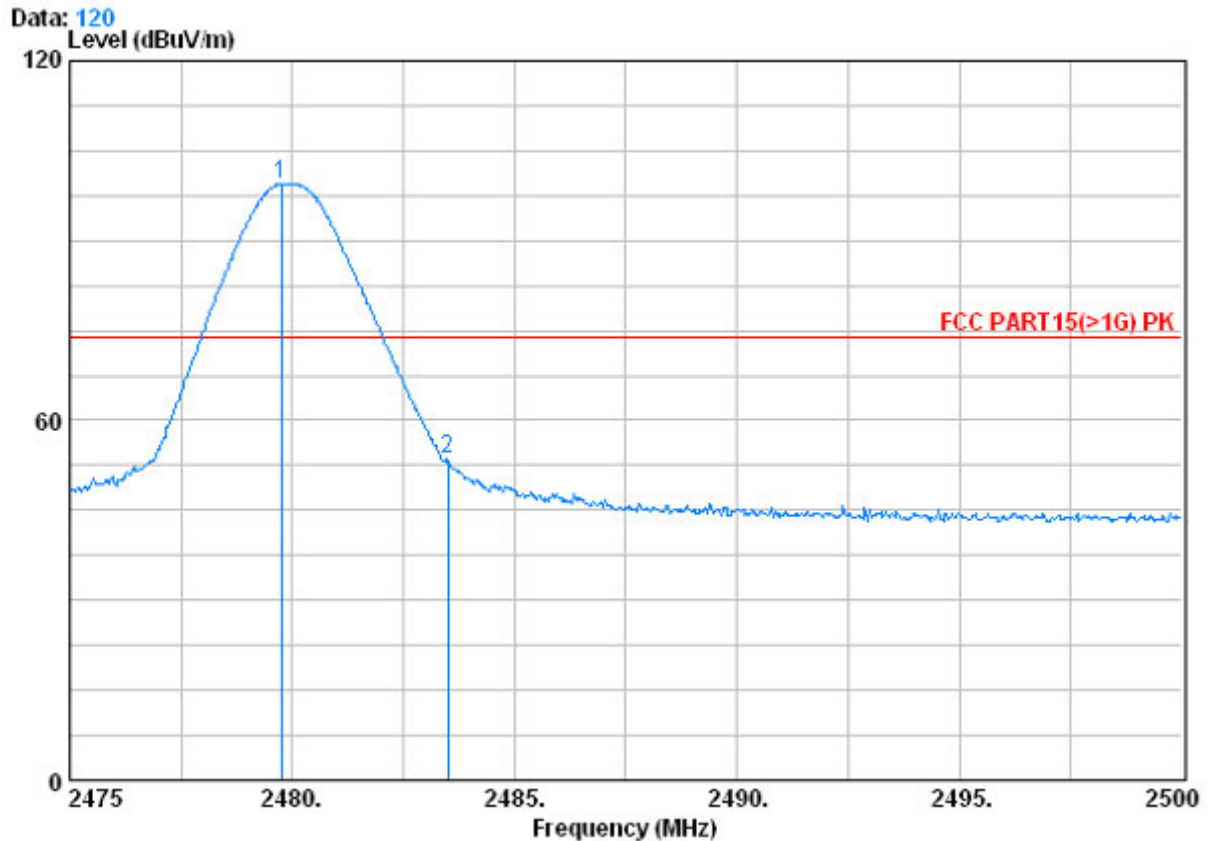
	Freq	Cable	Antenna	Preamp	Read	Limit	Over
		Loss	Factor	Factor	Level	Line	Limit
	MHz	dB	dB/m	dB	dBuV	dBuV/m	dB
1	2390.000	2.98	32.51	39.85	36.06	31.70	54.00 -22.30
2	2400.000	2.98	32.51	39.86	52.29	47.92	54.00 -6.08
3 X	2403.000	2.98	32.54	39.86	90.60	86.26	54.00 32.26

"This document is issued by the Company subject to its General Conditions of Service printed overleaf, available on request or accessible at www.sgs.com/terms_and_conditions.htm and, for electronic format documents, subject to Terms and Conditions for Electronic Documents at www.sgs.com/terms_e-document.htm. Attention is drawn to the limitation of liability, indemnification and jurisdiction issues defined therein. Any holder of this document is advised that information contained hereon reflects the Company's findings at the time of its intervention only and within the limits of Client's instructions, if any. The Company's sole responsibility is to its Client and this document does not exonerate parties to a transaction from exercising all their rights and obligations under the transaction documents. This document cannot be reproduced except in full, without prior written approval of the Company. Any unauthorized alteration, forgery or falsification of the content or appearance of this document is unlawful and offenders may be prosecuted to the fullest extent of the law. Unless otherwise stated the results shown in this test report refer only to the sample(s) tested and such sample(s) are retained for 90 days only."



Test mode:	Transmitting	Test channel:	Highest	Remark:	Peak
------------	--------------	---------------	---------	---------	------

Vertical:

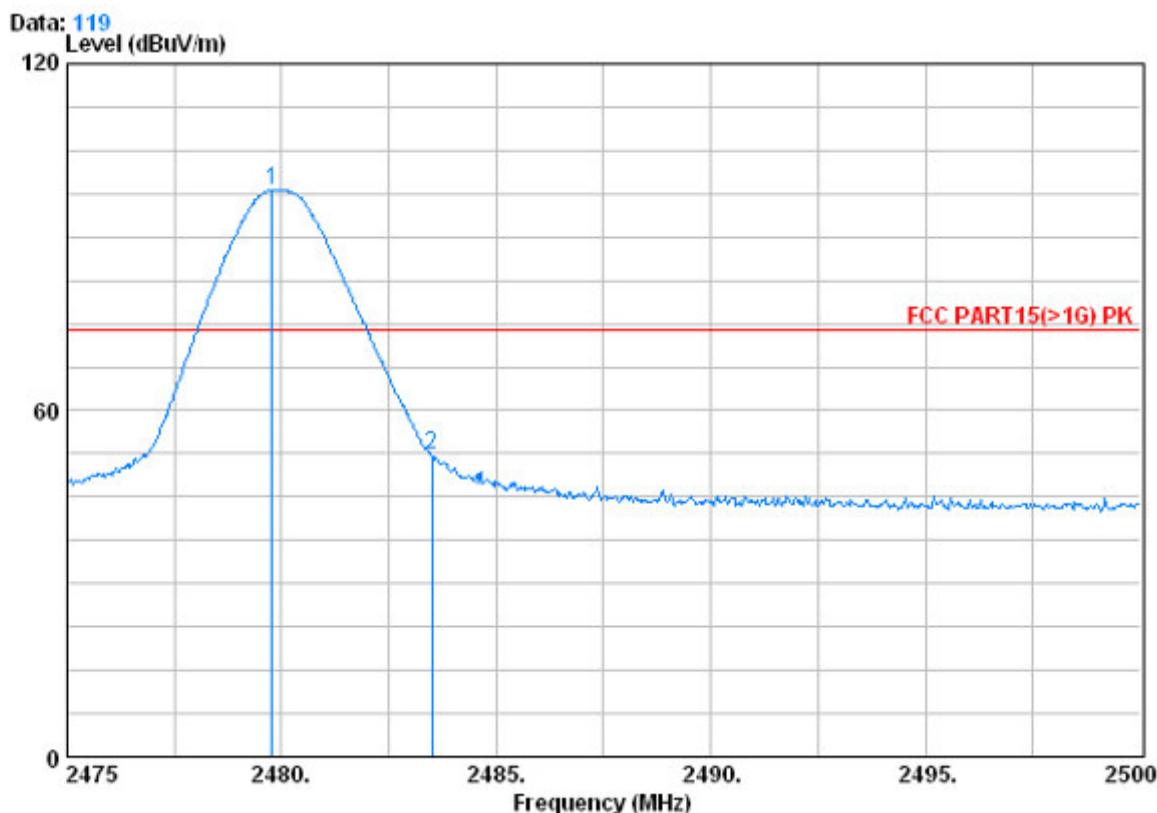


		Cable&Antenna	Preamp	Read	Limit	Over
	Freq	Loss	Factor	Level	Level	Limit
	MHz	dB	dB/m	dB	dBuV	dBuV/m
1 X	2479.750	3.03	32.67	39.92	103.65	99.43
2	2483.500	3.03	32.67	39.92	57.70	53.48

"This document is issued by the Company subject to its General Conditions of Service printed overleaf, available on request or accessible at www.sgs.com/terms_and_conditions.htm and, for electronic format documents, subject to Terms and Conditions for Electronic Documents at www.sgs.com/terms_e-document.htm. Attention is drawn to the limitation of liability, indemnification and jurisdiction issues defined therein. Any holder of this document is advised that information contained hereon reflects the Company's findings at the time of its intervention only and within the limits of Client's instructions, if any. The Company's sole responsibility is to its Client and this document does not exonerate parties to a transaction from exercising all their rights and obligations under the transaction documents. This document cannot be reproduced except in full, without prior written approval of the Company. Any unauthorized alteration, forgery or falsification of the content or appearance of this document is unlawful and offenders may be prosecuted to the fullest extent of the law. Unless otherwise stated the results shown in this test report refer only to the sample(s) tested and such sample(s) are retained for 90 days only."



Horizontal:



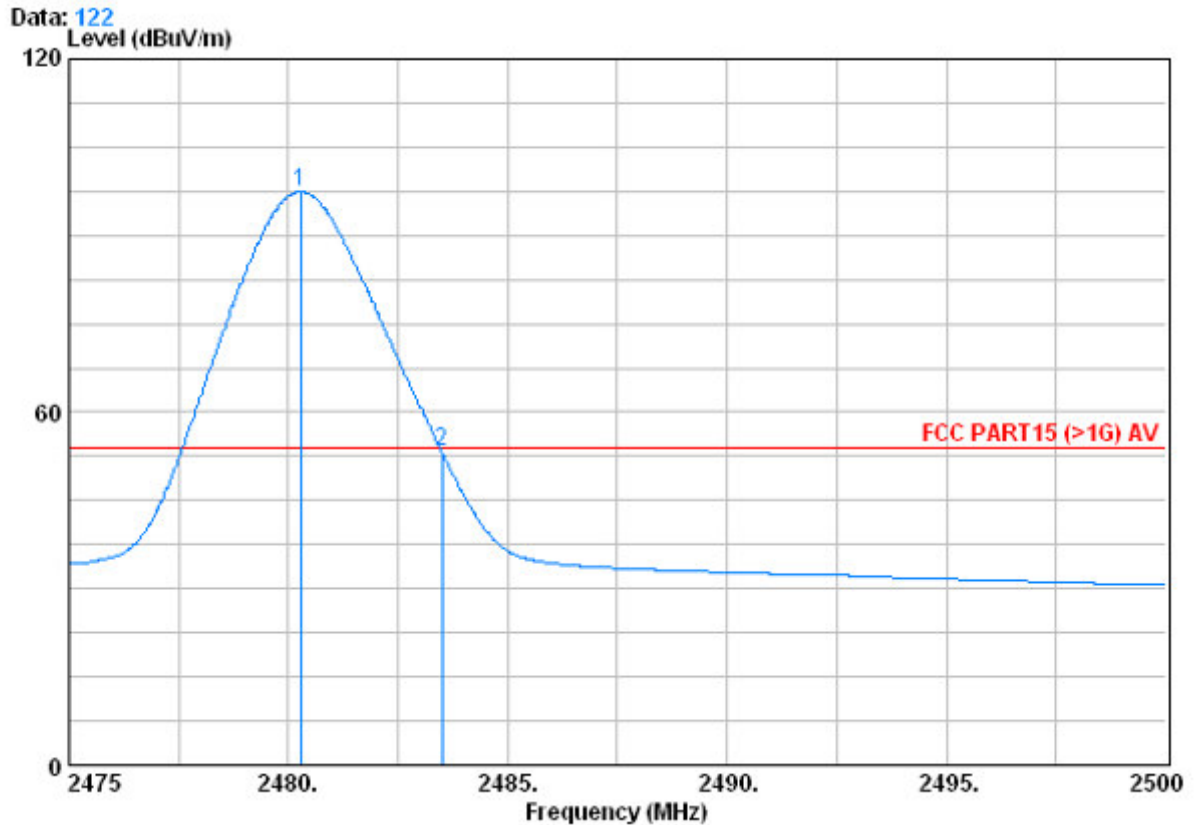
		Cable	Antenna	Preamp	Read		Limit	Over
	Freq	Loss	Factor	Factor	Level	Level	Line	Limit
	MHz	dB	dB/m	dB	dBuV	dBuV/m	dBuV/m	dB
1 X	2479.775	3.03	32.67	39.92	102.29	98.07	74.00	24.07
2	2483.500	3.03	32.67	39.92	56.41	52.19	74.00	-21.81

"This document is issued by the Company subject to its General Conditions of Service printed overleaf, available on request or accessible at www.sgs.com/terms_and_conditions.htm and, for electronic format documents, subject to Terms and Conditions for Electronic Documents at www.sgs.com/terms_e-document.htm. Attention is drawn to the limitation of liability, indemnification and jurisdiction issues defined therein. Any holder of this document is advised that information contained hereon reflects the Company's findings at the time of its intervention only and within the limits of Client's instructions, if any. The Company's sole responsibility is to its Client and this document does not exonerate parties to a transaction from exercising all their rights and obligations under the transaction documents. This document cannot be reproduced except in full, without prior written approval of the Company. Any unauthorized alteration, forgery or falsification of the content or appearance of this document is unlawful and offenders may be prosecuted to the fullest extent of the law. Unless otherwise stated the results shown in this test report refer only to the sample(s) tested and such sample(s) are retained for 90 days only."



Test mode:	Transmitting	Test channel:	Highest	Remark:	Average
------------	--------------	---------------	---------	---------	---------

Vertical:

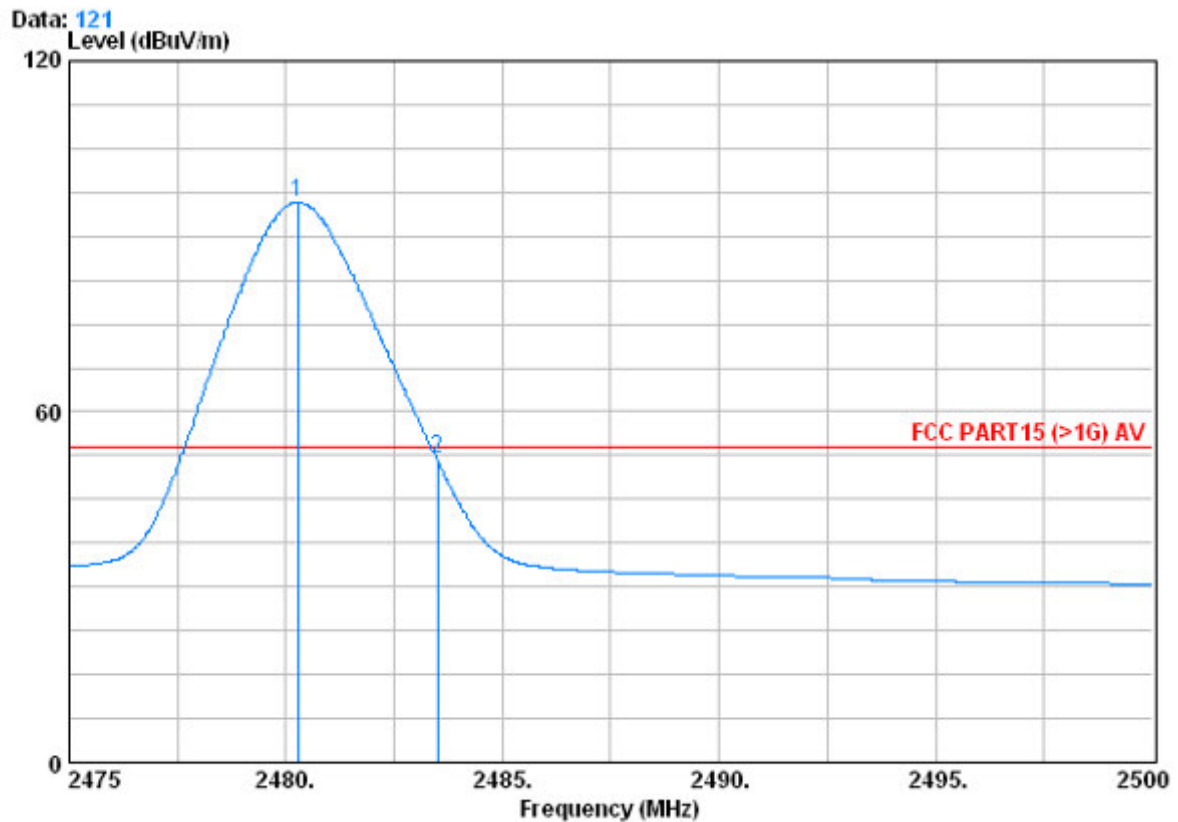


	Freq	Cable Loss	Antenna Factor	Preamp Factor	Read Level	Limit Level	Limit Line	Over Limit
	MHz	dB	dB/m	dB	dBuV	dBuV/m	dBuV/m	dB
1	2480.275	3.03	32.67	39.92	101.62	97.40	54.00	43.40
2	2483.500	3.03	32.67	39.92	57.60	53.38	54.00	-0.62

"This document is issued by the Company subject to its General Conditions of Service printed overleaf, available on request or accessible at www.sgs.com/terms_and_conditions.htm and, for electronic format documents, subject to Terms and Conditions for Electronic Documents at www.sgs.com/terms_e-document.htm. Attention is drawn to the limitation of liability, indemnification and jurisdiction issues defined therein. Any holder of this document is advised that information contained hereon reflects the Company's findings at the time of its intervention only and within the limits of Client's instructions, if any. The Company's sole responsibility is to its Client and this document does not exonerate parties to a transaction from exercising all their rights and obligations under the transaction documents. This document cannot be reproduced except in full, without prior written approval of the Company. Any unauthorized alteration, forgery or falsification of the content or appearance of this document is unlawful and offenders may be prosecuted to the fullest extent of the law. Unless otherwise stated the results shown in this test report refer only to the sample(s) tested and such sample(s) are retained for 90 days only."



Horizontal:



		CableAntenna Preamp			Read		Limit	Over
	Freq	Loss	Factor	Factor	Level	Level	Line	Limit
	MHz	dB	dB/m	dB	dBuV	dBuV/m	dBuV/m	dB
1 X	2480.275	3.03	32.67	39.92	100.04	95.82	54.00	41.82
2	2483.500	3.03	32.67	39.92	56.07	51.85	54.00	-2.15

"This document is issued by the Company subject to its General Conditions of Service printed overleaf, available on request or accessible at www.sgs.com/terms_and_conditions.htm and, for electronic format documents, subject to Terms and Conditions for Electronic Documents at www.sgs.com/terms_e-document.htm. Attention is drawn to the limitation of liability, indemnification and jurisdiction issues defined therein. Any holder of this document is advised that information contained hereon reflects the Company's findings at the time of its intervention only and within the limits of Client's instructions, if any. The Company's sole responsibility is to its Client and this document does not exonerate parties to a transaction from exercising all their rights and obligations under the transaction documents. This document cannot be reproduced except in full, without prior written approval of the Company. Any unauthorized alteration, forgery or falsification of the content or appearance of this document is unlawful and offenders may be prosecuted to the fullest extent of the law. Unless otherwise stated the results shown in this test report refer only to the sample(s) tested and such sample(s) are retained for 90 days only."