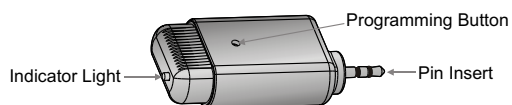


## Instructions Manual For Wireless Synchro Converter ( Radio Frequency to Infrared )

This product can only be used in Grandview Integrated Motorized Screen with "EXT CTRL" input hole.

### Description



Wireless Synchro Converter (RF to IR) Receiver Head

Production Model: 868M-IR  
Power Input: 3.5 dual-channel plug  
Transmitting Frequency: 868MHz  
Modulation Method: FM



Converter Unit

### Usage

1




Figure 1

1. Connect the screen to its power source. Once the indicator light is on, the Wireless Synchro Converter will be ready for use ( Figure 3 ).

2

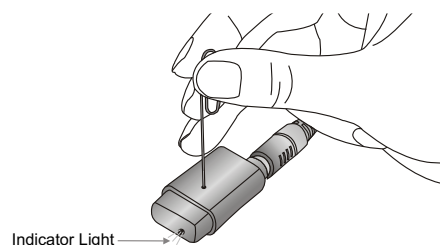
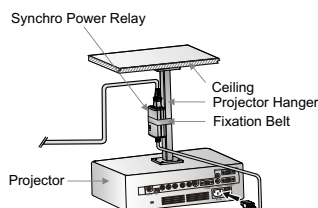
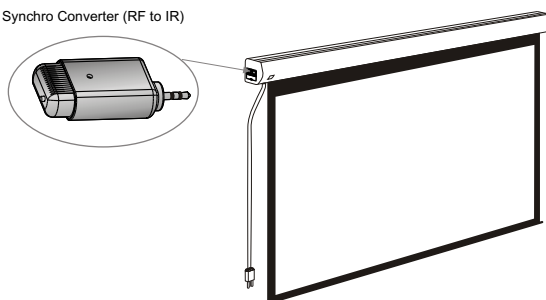


Figure 2

2. When using for the first time or synching with another device, it must first be programmed. Insert a small pin into the pin insert. With the pin inserted, press the programming button and the indicator light will flash repeatedly ( Figure 4 ). After 60 seconds, the programming instructions will be synced to both devices and the program mode will end. Once complete, the indicator light will stop flashing and stay on.

3

Wireless Synchro Converter (RF to IR)



3. Clear memory: keep pressing the programming button for 5 seconds and the indicator light will flash repeatedly. Afterwards, release the programming button and press again, the indicator light will stop flash and stay on that this step is completed.

### WARNING

This device complies with Part 15 of the FCC Rules. Operation is subject to the following two conditions: (1) this device may not cause harmful interference, and (2) this device must accept any interference received, including interference that may cause undesired operation.

**Warning:** Changes or modifications to this unit not expressly approved by the party responsible for compliance could void the user's authority to operate the equipment.

This equipment has been tested and found to comply with the limits for a Class B digital device, pursuant to Part 15 of the FCC Rules. These limits are designed to provide reasonable protection against harmful interference in a residential installation. This equipment generates, uses and can radiate radio frequency energy and, if not installed and used in accordance with the instructions, may cause harmful interference to radio communications. However, there is no guarantee that interference will not occur in a particular installation. If this equipment does cause harmful interference to radio or television reception, which can be determined by turning the equipment off and on, the user is encouraged to try to correct the interference by one or more of the following measures:

- reorient or relocate the receiving antenna.
- Increase the separation between the equipment and receiver.
- Connect the equipment into an outlet on a circuit different from that to which the receiver is connected.
- Consult the dealer or an experienced radio /TV technician for help.

#### Grandview Crystal Screen Canada Ltd.

#11- 3751 North Fraser Way, Marine Way Business Centre,  
Burnaby, BC, Canada V5J 5G4  
Tel: 1-604-412-9777 Fax: 1-604-412-9796  
Website: www.grandviewscreen.ca

#### Guangzhou Grandview Crystal Screen Co., Ltd.

P.O. 511400 Federal Ind. Zone No. 363, Yushan West Road,  
Shiqiao, Panyu District, Guangzhou, Guangdong, China  
Tel: +8620-8489-9499 Fax: +8620-8480-3343  
Website: www.grandviewscreen.com