

## Stealth700X-MAX-RX Test Set up Photos





Figure 1: Test Setup for 9 kHz to 30 MHz (Front View)



Figure 2: Test Setup for 9 kHz to 30 MHz (Rear View)



**Figure 3: Test Setup for 30 MHz to 1000 MHz (Front View)**



**Figure 4: Test Setup for 30 MHz to 1000 MHz (Rear View)**









Figure 5: Test Setup for 1GHz to 18 GHz (Front View)




**Figure 6: Test Setup for 1GHz to 18 GHz (Rear View)**





**Figure 7: Test Setup for 18 GHz to 40 GHz (Front View)**



**Figure 8: Test Setup for 18 GHz to 26 GHz (Rear View)**







Figure 9: RF Conducted Test Setup





**Figure 11: AC Conducted Emission Test Setup (Side View)**



**Figure 10: AC Conducted Emission Test Setup (Front View)**