

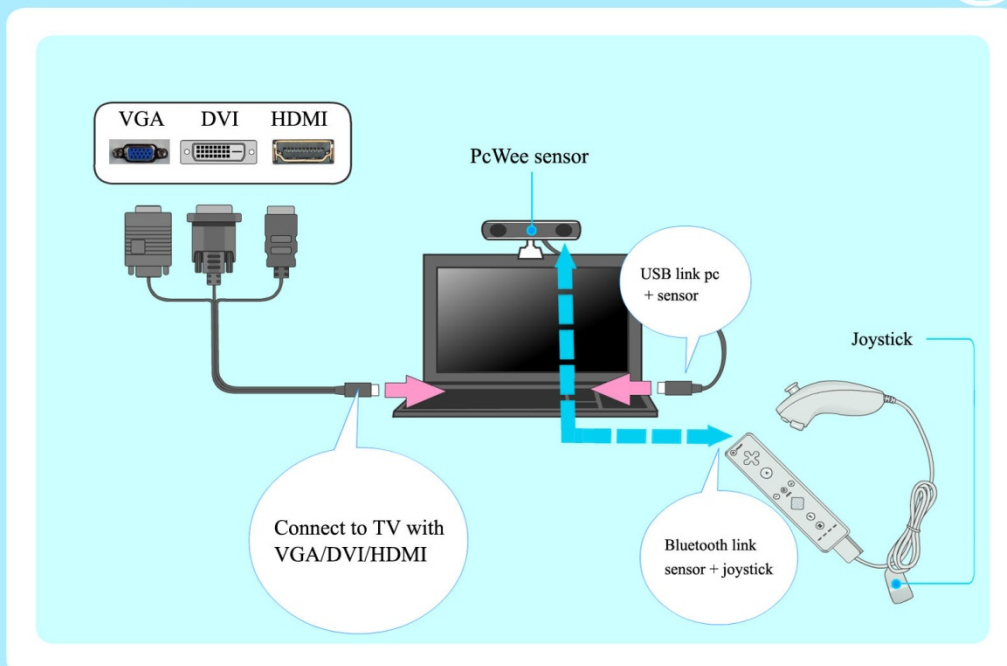


## Quick Start

Welcome Read me

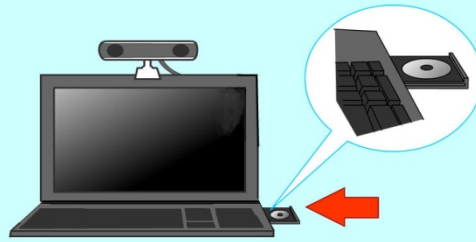
### System parts connection



1



## System install and Start

2




- Put PcWee software installation DVD into PC DVD-ROM.
- Run setup.exe, follow the installation guide step by step.
- Install completed, PcWee system will create  shortcut on the desktop.
- Run shortcut  on desktop , then PcWee will start.

## Input license code

3

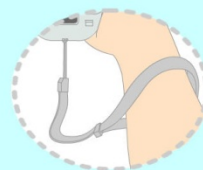
- First time start PcWee , the system need to input license code, If input correctly, next time start PcWee no need to input that.
- License code can be found on License paper in the packing box or on the USB label of usb cable.
- If license code is lost, please contact with us to get the license code.



## Install joystick

4

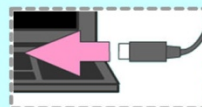
- Open the back cover of the right joystick, put in two batteries (size AA), pay attention to the cathode and anode of the batteries.
- Press any button of joystick, check the 4 lamp downside of the joystick whether twinkle, judge the batteries and electric quantity whether are ok.
- Fix wristlet to the joystick.



## Connect joystick

5

- First, please connect PcWee sensor to your PC USB port.
- Second, please run the PcWee program, and press **【F2】** on the keyboard to start seaching joystick.
- Then, press button ①、② together of the right joystick to connect the joystick.
- If joystick connection is successful, the joystick will shake, the 4 lamp will stop twinkle only I lamp is on.
- If players want to connect the second set joystick, please repeat above step, PcWee support two joystick.



## Confirm joystick

6

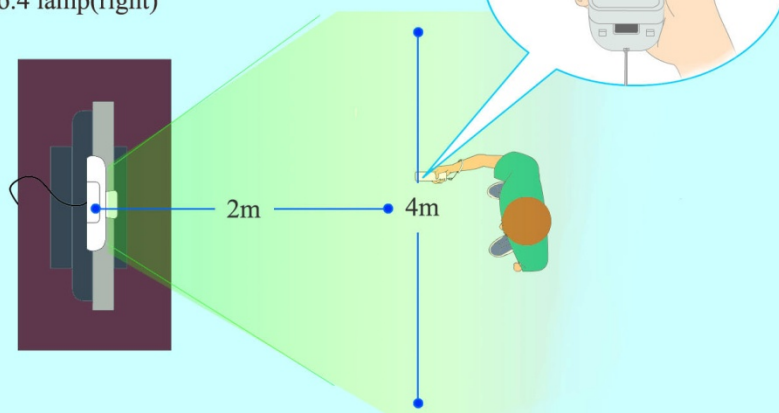
- After joystick connection, when left first lamp bright, means this is No.1 joystick.
- After joystick connection, when left second lamp bright, means that is No.2 joystick.
- Players also can check joystick connection status from PcWee software main form.



## Infrared ray operation

7

- Players can check whether infrared ray is ok or whether within the area of infrared ray by checking the No.4 lamp(right)



## System main form

8

### Main Form



Cross key = cursor move  
Joystick point to = pointer move  
A button = enter  
B button = back  
+ button = game page up  
- button = game page down  
Home = system quit  
Ctrl+X = system quit

## Sports games operation guide

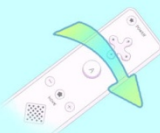
9



- Virtua Tennis 3 can support two players. each player can use both hand joystick to control game.



- Players hold left joystick in the left hand to control up, down, left, right movement in the game.



- Players hold right joystick in the right hand to control lob, slice, topspin with swing the joystick.
- The direction of hit is judged by joystick movement and speed.

## Shooting games operation.

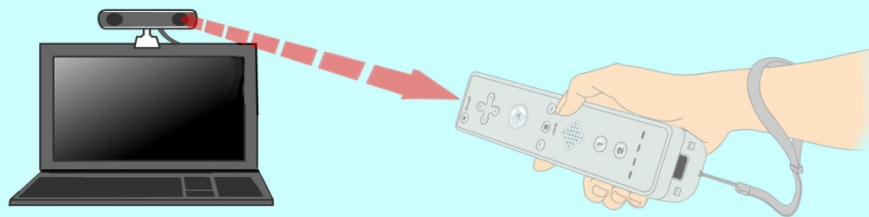
10



- House of dead III need only right joystick, to enjoy the game.  
Player can aim the IR transmitter on PcWee sensor to make sure 4th lamp is on.



- Move joystick up, down, left, right to control the cursor in the game, button B is fire, button A is loading.



## Racing games operation

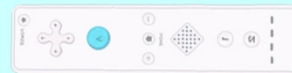
11



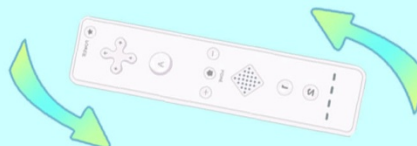
- Need for speed only need right joystick to enjoy the game.



- Players hold right joystick with both hands, make sure the button A is on up side.



- Players can rotate the joystick to control the car turn angle in game, button A is throttle, button B is brake and reserse.






## Driving games operation

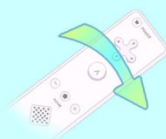
12



- Kong Fu Panda use both hand joystick to control game.



- Players hold left joystick in the left hand to control up, down, left, right movement in the game.



- Players hold right joystick in the right hand to control attack.
- Swing right joystick up, down is Strong Attack, swing right joystick left, right is Fast Attack.

## PcWee system and games requirement

13

### System requirement

- a) OS: Windows XP/Vista
- b) CPU: Above P4 2.4 GHZ (Suggest Inter Dual Processor)
- c) MEMORY: Above 256M (Suggest above 512 M)
- d) HARD DISK: Above 5GB (Suggest above 10GB)
- e) GRAPHISC CARD: Above 32M (Suggest GPU above 128M)

Note: Some games need higher requirement, please see the games minimum pc requirement. Related games pc requirement should be based on the official website.

### Games pc requirement

Virtua Tennis 3	The House of Dead III	Need for Speed: MOST WANTED	Kung Fu Panda
a) OS: Windows XP/Vista	a) OS: Windows XP/Vista	a) OS: Windows XP/Vista	a) OS: Windows XP/Vista
b) CPU: P4 1.6 GHZ	b) CPU: Pentium 1.5GHz	b) CPU: Intel P4 1.4GHz	b) CPU: P4 2.0GHz
c) MEM: 512M, HD: 4G	c) MEM: 128M, HD: 700M	c) MEM: 256M, HD: 3G	c) MEM 512M, HD: 6G
d) DISPLAY CARD: 128MB	d) DISPLAY CARD: 128MB	d) DISPLAY CARD 128MB	d) DISPLAY CARD: 128M

## Acquire the information

14

- License code “0” is number zero, not the English letter “O”.
- For more information, please read help page in the manual folder on the installation DVD.
- Please visit official web: [www.pcwee.com](http://www.pcwee.com) to get the latest version free.
- For more games information, please visit 3rd forum: <http://bbs.holibang.com>.

## FCC Statement

1. This device complies with Part 15 of the FCC Rules. Operation is subject to the following two conditions:
  - (1) This device may not cause harmful interference, and
  - (2) This device must accept any interference received, including interference that may cause undesired operation.
2. Changes or modifications not expressly approved by the party responsible for compliance could void the user's authority to operate the equipment.



## Federal Communications Commission (FCC) Statement

This equipment has been tested. And it found to comply with the limits for a Class B digital device pursuant to Part 15 of the FCC Rules. These limits are designed to provide reasonable protection against harmful interference in a residential installation. This equipment generates and uses and radiates radio frequency energy and, if not installed and used in accordance with the instruction, may cause harmful interference to radio communications. However, there is no guarantee that interference will not occur in a particular installation. If this equipment does cause harmful interference to radio or television reception, which can be determined by turning the equipment off and on, the user is encouraged to try to correct the interference by one or more of the following measures:

- Reorient or relocate the receiving antenna.
- Increase the separation between the equipment and receiver.
- Connect the equipment into an outlet on a circuit different from that to which the receiver is connected
- Consult the dealer or an experienced radio /TV technician for help.

Warning: A shielded-type power cord is required in order to meet FCC emission limits and also to prevent interference to the nearby radio and television reception. It is essential that only the supplied power cord be used.



## Marketing

Tel: +86-021-54265227

Fax: +86-021-64956901

MP: +86-13901991091/13918271466

MSN: jumosh@hotmail.com

E-mail: wzhang@wiipgame.com

## Support

Tel: +86-021-54263021

M P: +86-13601901825

QQ: 616767652 616784933

E-mail: support@wiipgame.com

Website: [www.pcwee.com](http://www.pcwee.com), [www.wiipgame.com](http://www.wiipgame.com)

Address: 1/12F, GUIPING ROAD, SHANGHAI, CHINA ZIP CODE: 200233

Support E-mail: [support@wiipgame.com](mailto:support@wiipgame.com)