

blueMotion™

The Bluetooth® Vibrator


by OhMiBod®

English

OhMiBod is committed to bringing you high quality technology enabled pleasure products and accessories. Before you begin enjoying blueMotion™, please take a moment to review this manual.

blueMotion™ - What's in the box

Bluetooth® enabled wearable vibrator



- Blue lace thong OSFM (one size fits most)
- USB charging cable
- Privacy pouch

How it Works

DOWNLOAD
OhMiBod®
Remote App



Available on the
App Store

GET IT ON
Google play



TURN ON
blueMotion™




PAIR
devices



Using blueMotion™ - 2 Modes of Operation

Bluetooth® Mode:


1. Press  3-4 seconds to turn on.

NOTE: *Blinking blue LED power button indicates vibe is ready to connect via Bluetooth®.*





2. Pair to phone/tablet.
Bluetooth® range up to 26ft (8m)


NOTE: *Pairing instructions can be found on next page.*

3. Launch OhMiBod® Remote App.
4. Press and hold  for 3-4 seconds to turn off.

NOTE: *After 30 minutes of non-use, the massager with automatically shut off to conserve battery life.*


Manual Mode:

1. Press  3-4 seconds to turn on.
2. Press  again to switch to manual mode. First pulsation is a continuous vibration. This confirms manual mode is active.

Press  to move to next pulsation pattern. There are a total of 4 pulsations. Pressing the button again will cycle back to Bluetooth® mode.

NOTE: *A white LED power button confirms manual mode.*



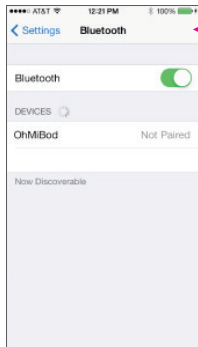
3. Press  for 3-4 seconds to turn off.

Pairing Your Phone/Tablet

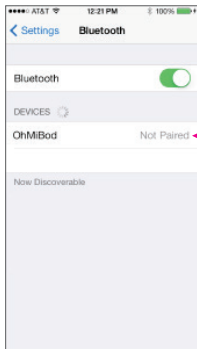
1. Turn on blueMotion™ massager.

NOTE: *Blinking blue LED on power button indicates massager is ready to pair.*

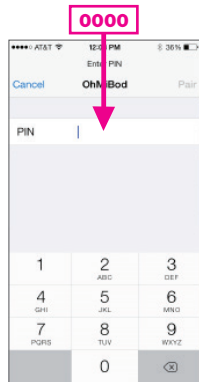
2. Open the Bluetooth® settings on your phone/tablet.



3. Select “OhMiBod”. This is the blueMotion™ massager.




4. Select “Pair”. When prompted, enter the PIN 0000.



5. LED on power button glows steady (🔌) when massager is paired to phone/tablet.


Controlling blueMotion™ Via App

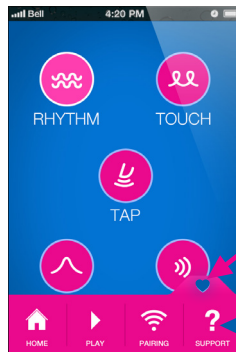
1. Download and launch OhMiBod® Remote App.



AVAILABLE FOR DOWNLOAD ON:



2. Blue  indicates connection to phone/tablet. Initial App instructions pop-up upon first use.



Connected to
phone/tablet

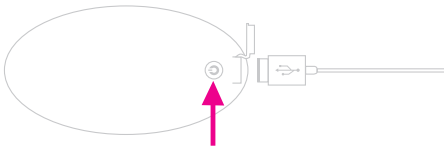
Additional information
provided "in App"
on **Support**.

ADDITIONAL SUPPORT can also be found at:
OhMiBod.com/app.

Charging blueMotion™

Simply plug the USB charging cable provided with blueMotion™ into the USB port on your computer or USB wall charger adapter. Connect the other end of the cable into the charging socket on the end of blueMotion™ (see diagram). The LED on blueMotion™ will blink indicating the massager is charging. Please be sure that the massager is completely dry before charging.

≈ 1.5-2 HRS TO REACH FULL CHARGE 



LED will glow steady () when fully charged.

NOTE: The USB port is for charging use only, no data transmission functionality. When product is charging, the product will not be able to vibrate until the USB cable is removed from charging socket.

Troubleshooting

If the LED does not blink when the product is connected to the USB cable, check to make sure the USB cable is properly connected to the USB port and blueMotion™.

Battery Disposal

- blueMotion™ contains a rechargeable battery. Please do not dispose of this product with normal household waste.
- Please dispose of this product at the appropriate electrical and electronic equipment recycling disposal locations in accordance with government regulations.
- The recycling of this product appropriately will help to protect our environment

Specifications

blueMotion™

Materials: Body-safe ABS

Size: 3 3/4" length, 1 3/4" width, 0.5" depth
(90mm length, 43mm width, 13mm depth)

Weight: 2.3 oz. (65g)

Battery: Lithium-ion, 3.7V with 200mAh

Charging: 1.5-2 hours

User time: 1 hour

WIRELESS SPECIFICATIONS:

Bluetooth® Version 2.0

Frequency: 2.402-2.480GHz

Receive sensitivity: Better than -82dBm

Range: 26ft (8m)

Data rates: Up to 3Mbps (over the air)

UART data transfer rate: 115200bps

Care and Cleaning

- blueMotion™ is splash proof only. When cleaning, avoid submerging in water and getting any water into the charging socket.
- Clean after every use with mild soap and water. Dry thoroughly.
- Store in privacy pouch to keep blueMotion™ clean and safe until next use.

Important Safeguards

- Do not use on areas that are swollen, inflamed or have skin lacerations.
- Stop using the massager if you experience pain or discomfort.
- Do not submerge in water.
- Do not use while bathing or in the shower.

Warranty

OhMiBod warrants this product for a period of one (1) year from the date of original purchase, against defects due to faulty workmanship or materials. In the event that this product fails during the warranty period, simply email us at customercare@ohmibod.com and provide us with a valid proof of the date of original purchase and we will replace the faulty product at no extra charge.

This warranty does not cover cosmetic deterioration caused by normal wear and tear or damage caused by accident, misuse, neglect or other use not in accordance with this instruction manual. Any attempt to open or take apart this product or its accessories will void the warranty.

Contact Us

If you have any questions regarding your new product, please check out additional information at www.ohmibod.com/customercare. You can also reach us via email at customercare@ohmibod.com.

No medical claims are warranted or implied by the use of this product.

Special Note from Founder

“OhMiBod’s goal is to reflect the collective personality of our customers who have an open, honest attitude toward sexuality and personal pleasure. My hope is that OhMiBod becomes a symbol of liberation, reflecting new and progressive attitudes toward personal pleasure for the young and the young at heart...People who are comfortable with their bodies, know what feels good and who, not only aren’t afraid to admit it, are empowered to go after it.”



FCC ID: XG5OMBBM01

This device complies with Part 15 of the FCC Rules. Operation is subject to the following two conditions: (1) this device may not cause harmful interference, and (2) this device must accept any interference received, including interference that may cause undesired operation.

CAUTION: The user is cautioned that changes or modifications not expressly approved by the party responsible for compliance could void the user's authority to operate the equipment.

NOTE: This equipment has been tested and found to comply with the limits for a Class B digital device, pursuant to Part 15 of the FCC Rules. These limits are designed to provide reasonable protection against harmful interference in a residential installation. This equipment generates, uses and can radiate radio frequency energy and, if not installed and used in accordance with the instructions, may cause harmful interference to radio communications. However, there is no guarantee that interference will not occur in a particular installation.

If this equipment does cause harmful interference to radio or television reception, which can be determined by turning the equipment off and on, the user is encouraged to try to correct the interference by one or more of the following measures:

- Reorient or relocate the receiving antenna.
- Increase the separation between the equipment and receiver.
- Connect the equipment into an outlet on a circuit different from that to which the receiver is connected.
- Consult the dealer or an experienced radio/TV technician for help.

FCC Radiation Exposure Statement

This equipment complies with FCC radiation exposure limits set forth for an uncontrolled environment.

This transmitter must not be co-located or operating in conjunction with any other antenna or transmitter.

OhMiBod[®]

Copyright© Suki, LLC 2014. All rights reserved.
Designed in the United States / assembled in PRC



RoHS

