



BEDROOM KANDI
BY KANDI BURRUSS

CONTROL ME

Marked for gold foil **DO NOT PRINT AS YELLOW**

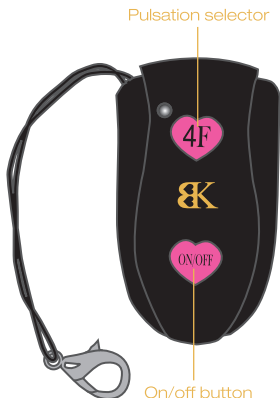
CONTROL ME

Bedroom Kandi is committed to bringing you high quality technology enabled pleasure products and accessories. Before you begin enjoying our product, please take a moment to review this manual.

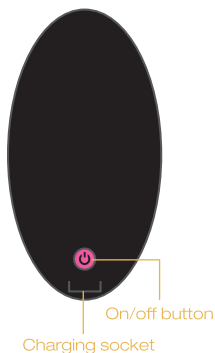
CONTROL ME - WHAT'S INCLUDED

- Wireless wearable massager
- Wireless remote control
- Black lace panty (OS - one size)
- USB charging cable
- Privacy pouch

REMOTE CONTROL



MASSAGER



USING **CONTROL ME**

- 1) Press  on massager to turn on.

NOTE: Blinking power button indicates vibe is ready to use.

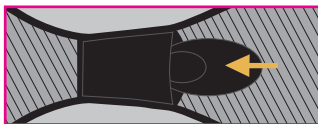
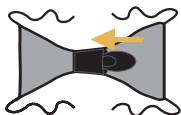
- 2) Press and **hold**  on massager for 3 seconds to turn off.

NOTE: Massager will turn off automatically after approximately 30 minutes of inactivity.



- 3) Slide massager into the "pocket" of the panty provided.

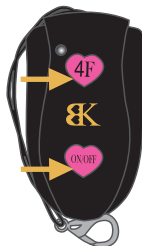
NOTE: You can also just use your own panties if you find them to be a better fit.



- 4) Press  to turn wireless remote control on and off.


- 5) Press  to change pulsations.

NOTE: 4 pre-set pulsations in all.

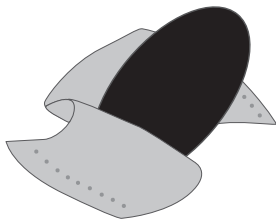


CHARGING **CONTROL ME**

Simply plug the USB charging cable into your computer and gently place the other end into the circular charging socket (**See diagram**).



Please be sure that the massager is completely dry before charging.



NOTE: The button LED will blink on massager indicating it is charging. The massager LED will emit a steady glow to indicate when it is fully charged (after ≈ 2 hours). Please disconnect massager after charging is complete.

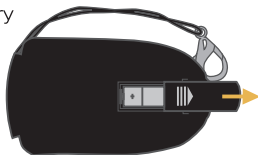
The USB port is for charging use only, no data transmission functionality. When product is charging, the product will not be able to vibrate until the USB cable is removed from charging socket.

TROUBLESHOOTING

If the LED does not blink when the product is connected to the USB cable, check to make sure the USB cable is properly connected to the USB port and CONTROL ME.

WIRELESS REMOTE CONTROL BATTERY REPLACEMENT

- Requires 1 - 12V (23A) battery
- See diagram for battery placement



BATTERY DISPOSAL

- CONTROL ME contains a rechargeable battery. Please do not dispose of this product with normal household waste.
- Please dispose of this product at the appropriate electrical and electronic equipment recycling/disposal locations in accordance with government regulations.
- The recycling of this product appropriately will help to protect our environment.

CARE AND CLEANING

- CONTROL ME is splash-proof only. When cleaning, avoid submerging in water and getting any water into the charging socket.
- Clean after every use with mild soap and water. Dry thoroughly.
- Store in privacy pouch to keep CONTROL ME clean and safe until next use.

IMPORTANT SAFEGUARDS

- Do not use on areas that are swollen, inflamed or have skin lacerations
- Stop using the massager if you experience pain or discomfort.
- Do not submerge in water.
- Do not use while bathing or in the shower.

SPECIFICATIONS

CONTROL ME

Materials: Body-safe ABS

Size (Vibe): 3 3/4" length, 1 3/4" width, 0.5" depth
(98 mm length, 43 mm width, 13mm depth)

Weight: 2.3 oz. (65g)

Battery: Lithium-ion, 3.7V with 200mAh

Charging: 2 hours

User time: up to 2 hours

Wireless Remote Control: 433.92MHz



WARRANTY

Bedroom Kandi warrants this product for a period of one (1) year, from the date of original purchase, against defects due to faulty workmanship or materials. In the event that this product fails during the warranty period, simply email us at customercare@bedroomkandi.com and provide us with a valid proof of the date of original purchase and we will replace the faulty product at no extra charge.

This warranty does not cover cosmetic deterioration caused by normal wear and tear or damage caused by accident, misuse, neglect or other use not in accordance with this instruction manual. Any attempt to open or take apart this product or its accessories will void the warranty.

CONTACT US

If you have any questions regarding your new Bedroom Kandi product, please check out additional information at www.bedroomkandi.com. You can also reach us via email at customercare@bedroomkandi.com.

*No medical claims are warranted or implied by the use of this product.
Sold as an adult novelty.*

ADDITIONAL INFORMATION:

- Batteries are to be inserted with the correct polarity.
- Non-rechargeable batteries are not to be recharged.
- Exhausted batteries are to be removed from the massager.
- The supply terminals are not to be short-circuited.

FCC ID: XG5BKCM01

FEDERAL COMMUNICATIONS COMMISSION (FCC) STATEMENT:

This device complies with Part 15 of the FCC Rules. Operation is subject to the following two conditions: **(1)** this device may not cause harmful interference, and **(2)** this device must accept any interference received, including interference that may cause undesired operation.

CAUTION: The user is cautioned that changes or modifications not expressly approved by the party responsible for compliance could void the user's authority to operate the equipment.

This equipment has been tested and found to comply with the limits for a Class B digital device, pursuant to Part 15 of the FCC Rules. These limits are designed to provide reasonable protection against harmful interference in a residential installation. This equipment generates, uses and can radiate radio frequency energy and, if not installed and used in accordance with the instructions, may cause harmful interference to radio communications. However, there is no guarantee that interference will not occur in a particular installation.

If this equipment does cause harmful interference to radio or television reception, which can be determined by turning the equipment off and on, the user is encouraged to try to correct the interference by one or more of the following measures:

- Reorient or relocate the receiving antenna.
- Increase the separation between the equipment and receiver.
- Connect the equipment into an outlet on a circuit different from that to which the receiver is connected.
- Consult the dealer or an experienced radio/TV technician for help.

FCC RADIATION EXPOSURE STATEMENT:

This equipment complies with FCC radiation exposure limits set forth for an uncontrolled environment. This transmitter must not be co-located or operating in conjunction with any other antenna or transmitter.

WARNING: A shielded-type power cord is required in order to meet FCC emission limits and also to prevent interference to nearby radio and television reception. It is essential that only the supplied power cord be used.

Copyright© Suki, LLC 2014.

All rights reserved.

Designed in the United States / assembled in PRC

