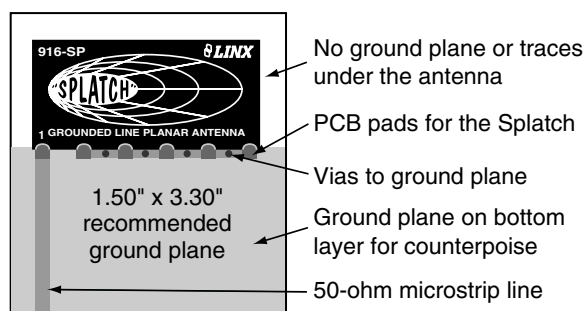
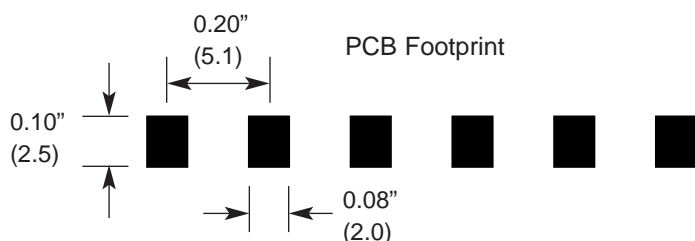
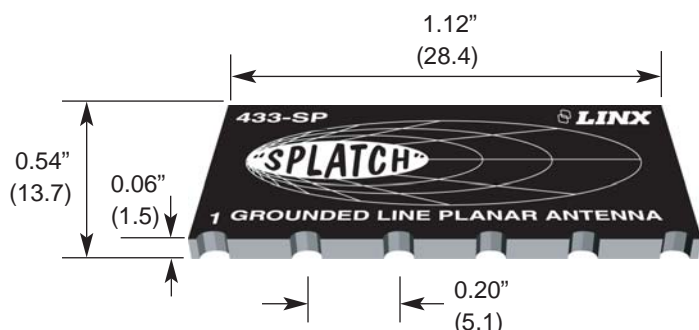
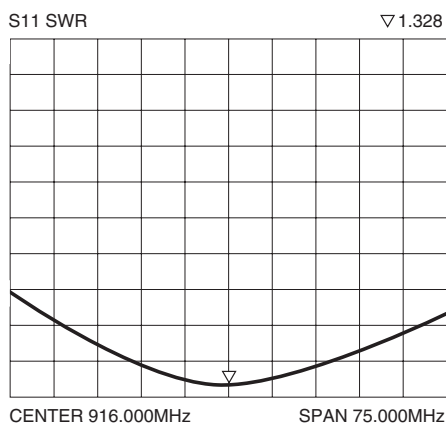


Product Dimensions



VSWR Graph



Typical VSWR

Description



The Splatch uses a grounded-line technique to achieve outstanding performance from a tiny surface-mount element. This unique antenna is designed for hand- or reflow-

mounting directly to a product's circuit board. Its low cost makes it ideal for volume applications. Unlike many compact antennas, the Splatch exhibits good proximity performance, making it an appropriate choice for handheld applications such as remote controls, pagers, and alert devices.

Features

- Very low cost
- Ultra-compact package
- Direct PCB attachment
- Ideal for concealed / internal mounting
- Perfect for compact portable devices
- Suitable for hand- or reflow-assembly
- Resistant to proximity effects

Electrical Specifications

- Center Freq. 916MHz
- Bandwidth 30MHz
- Wavelength 1/4-wave
- VSWR <1.9 typ. at center
- Impedance 50 ohms
- Connection Surface-mount

Note: Electrical specifications and plots measured on a 1.50" x 3.30" ground plane

Ordering Information

- ANT-916-SP (supplied in tubes of 20 pieces)
- Antenna Gain :4.98 dBi

Polar Plot & Gain Information

Monopole antenna gain and radiation patterns are dependant on the ground plane and layout of the end product. Since antenna manufacturers do not measure on standardized ground references, comparison of published specifications is an unreliable indication of actual antenna performance in an end product. Optimum full-wave ground planes are impractical for the majority of products on which these antennas are used (the ground plane for 916MHz would be 26.5" in diameter, 418MHz would be 56.5" in diameter). For this reason, Antenna Factor tests and tunes antennas on reduced-size, compromised ground planes. To avoid mis-comparison or inappropriate application, gain and polar plots do not appear on this data sheet, but are available upon request for most products.