


Appendix D


Photographs

1. SAR measurement System
2. Photographs of Tissue Simulate Liquid
3. Photographs of EUT test position
4. EUT Constructional Details






1. SAR measurement System



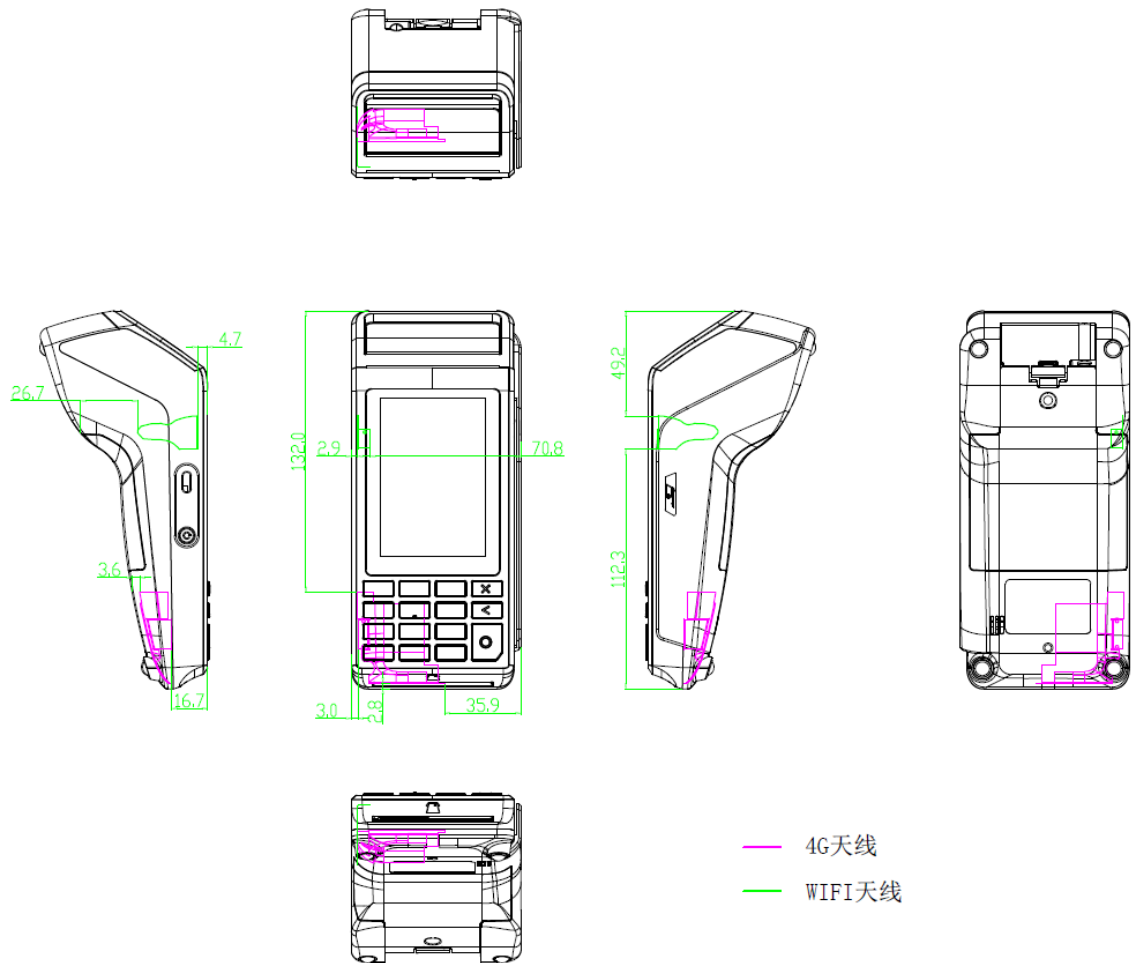
2. Photographs of Tissue Simulate Liquid

Photo 1: Tissue Simulant Liquid for HBBL600-10000MHz	NA
	<p>NA</p>

3. Photographs of EUT test position

<p>Photo 2: Front side 0mm</p>	<p>Photo 3: Back side 0mm</p>
	
<p>Photo 4: Left side 0mm</p>	<p>Photo 5: Right side 0mm</p>
	
<p>Photo 6: Top side 0mm</p>	<p>Photo 7: Bottom side 0mm</p>
	

4. EUT Antenna Locations



5. EUT Constructional Details

Details please Refer to Appendix –

Photographs of EUT Constructional Details for SZCR2311003523AT.