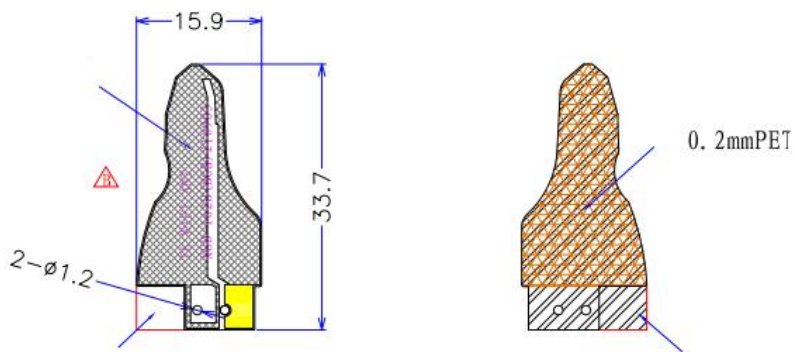


shenzhen bogesi communication technology co.,ltd

XGD-162B

FPC+PET



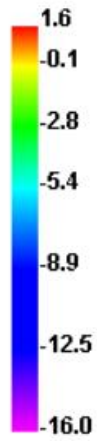
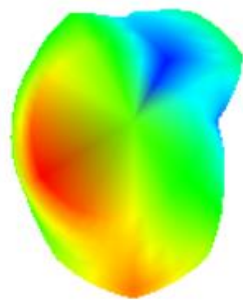
antenna passive data:		
Freq	Effi	Gain
(MHz)	(%)	(dBi)
2400	42.01	0.16
2410	42.68	0.42
2420	43.71	0.78

2430	42.59	1.22
2440	43.91	1.42
2450	44.36	1.63
2460	42.48	1.83
2470	43.33	1.97
2480	44.99	1.98
2490	45.18	2.04
2500	43.4	1.81
Freq	Effi	Gain
(MHz)	(%)	(dBi)
5125	42.84	2.05
5150	40.6	1.57
5175	43.05	2.65
5200	39.26	1.82
5225	44.25	2.62
5250	42.59	2.27
5275	43.35	2.48
5300	43.37	2.49
5325	45.97	2.68
5350	44.51	2.66
5375	45.18	2.79
5400	41.74	2.1
5425	43.14	2.45
5450	43.96	2.42
5475	43.55	2.21
5500	40.54	1.71
5525	35.63	0.53
5550	36.22	0.35
5575	37.18	0.76
5600	38.39	1.05
5625	40.78	1.66
5650	39.23	1.22
5675	40.1	1.44
5700	40.27	1.62

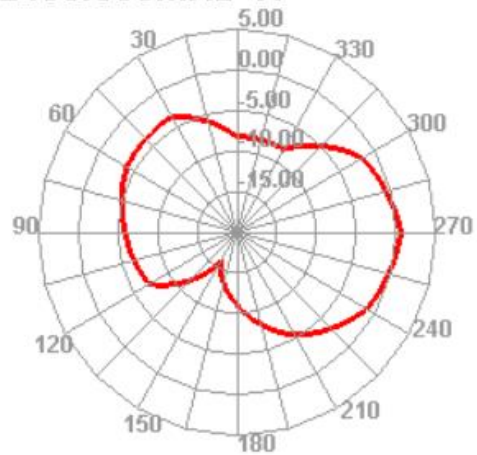
5725	37.55	1.28
5750	35.92	0.99
5775	34.49	0.86
5800	32.1	0.04
5825	33.5	0.34

Directional diagram

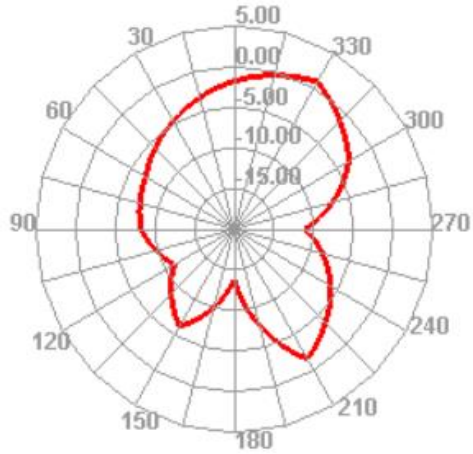
**2450.000MHz**



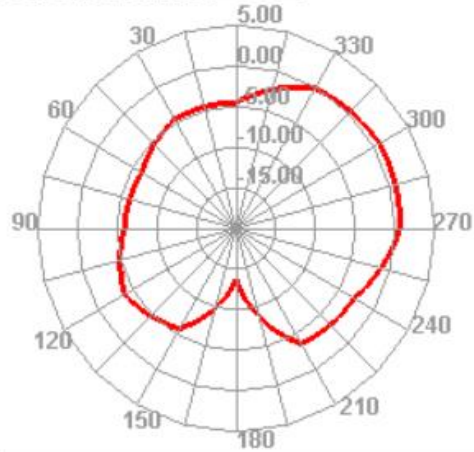
**2450.000MHz H**



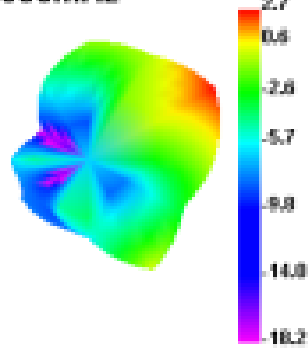
**2450.000MHz E1**



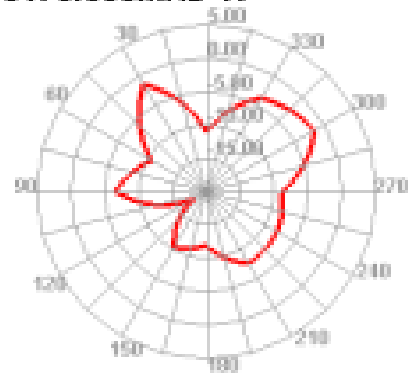
**2450.000MHz E2**



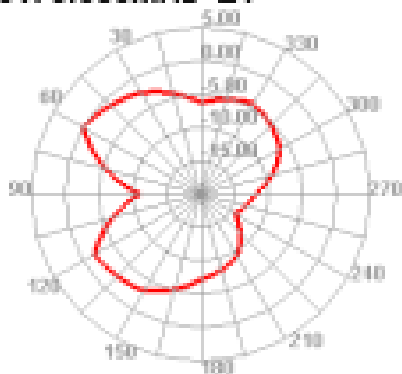
5175.000MHz



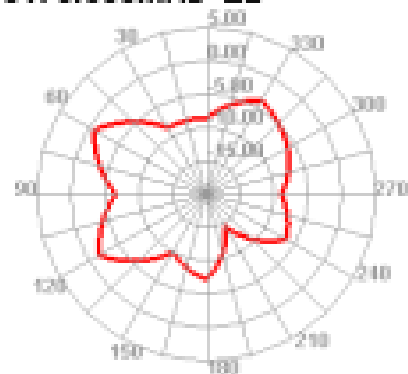
5175.000MHz H



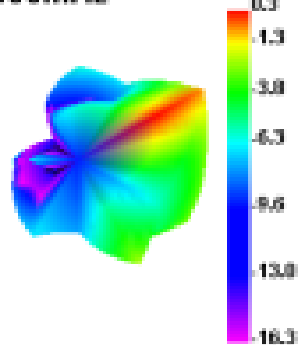
5175.000MHz E1



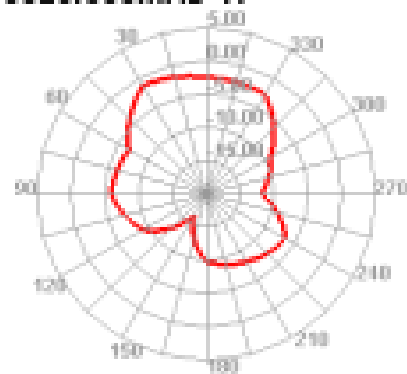
5175.000MHz E2



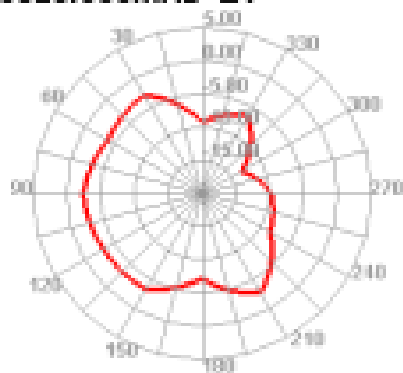
5825.000MHz



5825.000MHz H



5825.000MHz E1



5825.000MHz E2

