

## TEST SETUP PHOTOGRAPHS


**Conducted Emissions Front View-Powered by Adapter**




**Conducted Emissions Side View-Powered by Adapter**



**Conducted Emissions Front View-Powered by Base**



**Conducted Emissions Side View-Powered by Base**






**Radiated Emission 9k-30MHz Parallel View-Powered by Adapter**




**Radiated Emission 9k-30MHz Perpendicular View-Powered by Adapter**



**Radiated Emission 9k-30MHz Ground-parallel View-Powered by Adapter**




**Radiated Emission 30M-1GHz View-Powered by Adapter**







**Radiated Emission 9k-30MHz Parallel View-Powered by Base**




**Radiated Emission 9k-30MHz Perpendicular View-Powered by Base**



**Radiated Emission 9k-30MHz Ground-parallel View-Powered by Base**




**Radiated Emission 30M-1GHz View-Powered by Base**





**Radiated Emission 1-18GHz View-Powered by Adapter**



**Radiated Emission 18-25GHz View-Powered by Adapter**

