


RF Test Setup Photograph

Description: Radiated Emissions Test Setup for 9kHz ~ 30MHz – Antenna 1#



Description: Radiated Emissions Test Setup for 30MHz ~ 1000MHz – Antenna 1#




Description: Radiated Emissions Test Setup for 1GHz ~ 18GHz – Antenna 1#




Description: Radiated Emissions Test Setup for above 18GHz – Antenna 1#



Description: Radiated Emissions Test Setup for 9kHz ~ 30MHz – Antenna 2#



Description: Radiated Emissions Test Setup for 30MHz ~ 1000MHz – Antenna 2#




Description: Radiated Emissions Test Setup for 1GHz ~ 18GHz – Antenna 2#



Description: Radiated Emissions Test Setup for above 18GHz – Antenna 2#



Description: Radiated Emissions Test Setup for 9kHz ~ 30MHz – Antenna 3#



Description: Radiated Emissions Test Setup for 30MHz ~ 1000MHz – Antenna 3#




Description: Radiated Emissions Test Setup for 1GHz ~ 18GHz – Antenna 3#



Description: Radiated Emissions Test Setup for above 18GHz – Antenna 3#



Description: Radiated Emissions Test Setup for 9kHz ~ 30MHz – Antenna 4#



Description: Radiated Emissions Test Setup for 30MHz ~ 1000MHz – Antenna 4#



Description: Radiated Emissions Test Setup for 1GHz ~ 18GHz – Antenna 4#




Description: Radiated Emissions Test Setup for above 18GHz – Antenna 4#



Description: Conducted Emission – Front View



Description: Conducted Emission – Side View



Description: Conducted Test Setup

