
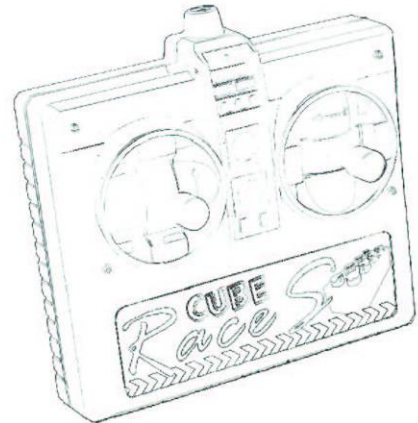


User manual

What's in the Box



R/C Truck x 1




Remote control x 1



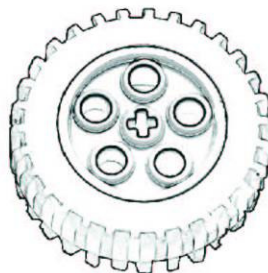
Antenna x 1



Block's Platform x 1



Wheel's cube x 1



Wheel x 10

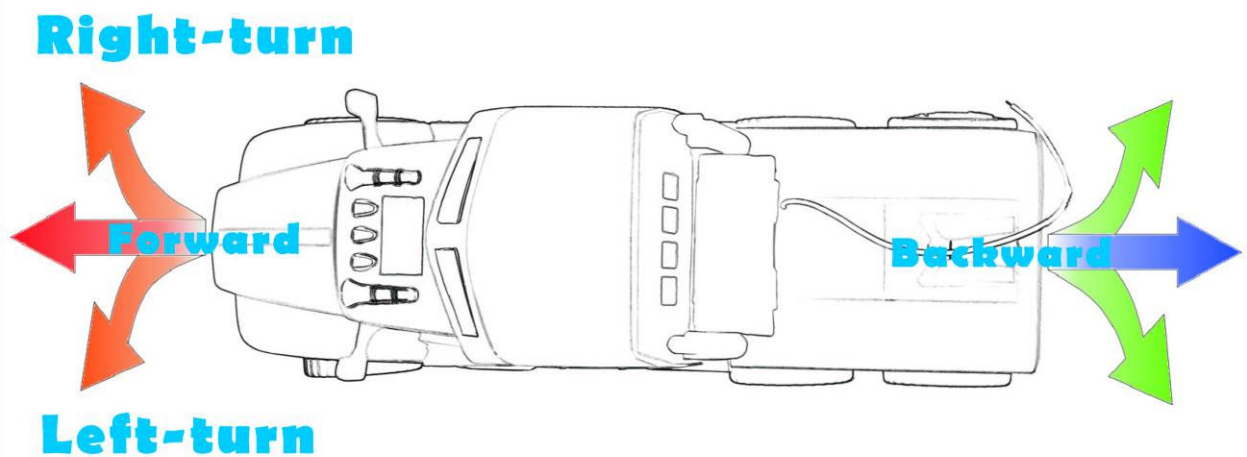
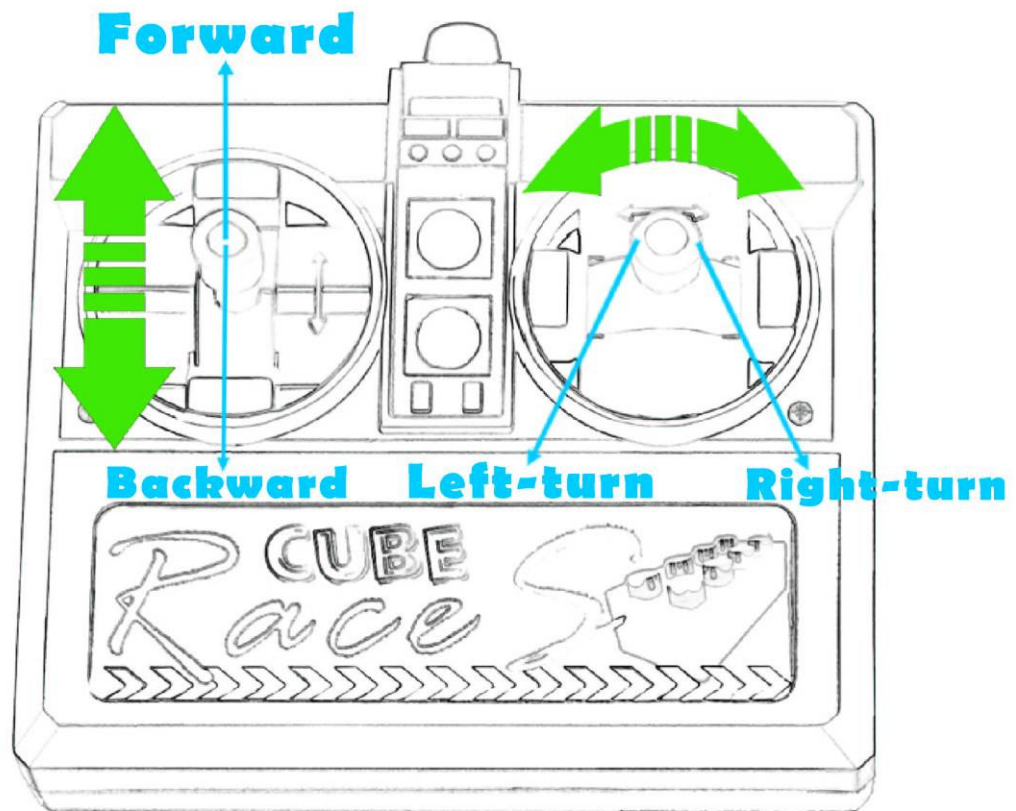


Axle x 2



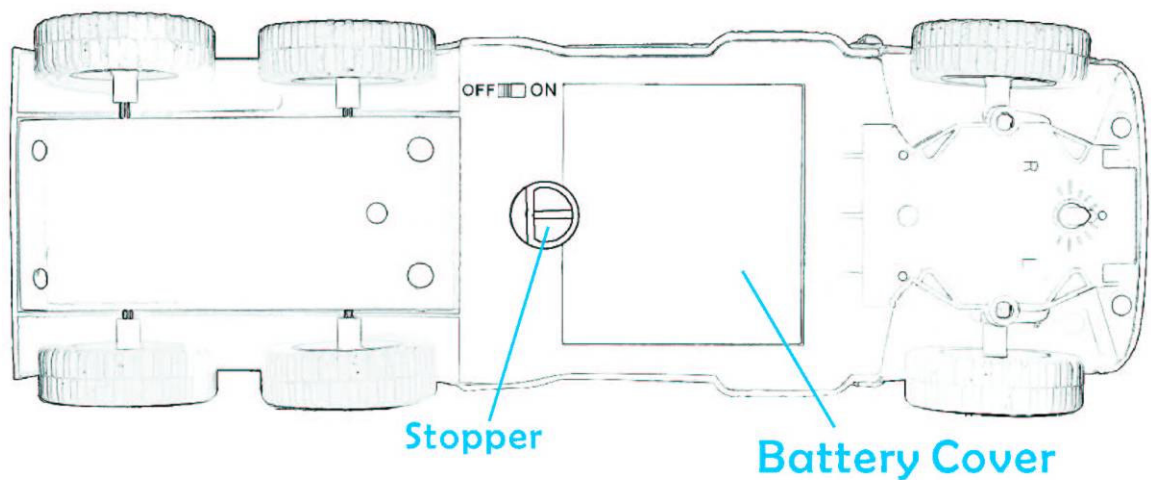
Antenna pipe x 1

Transmitter Operation

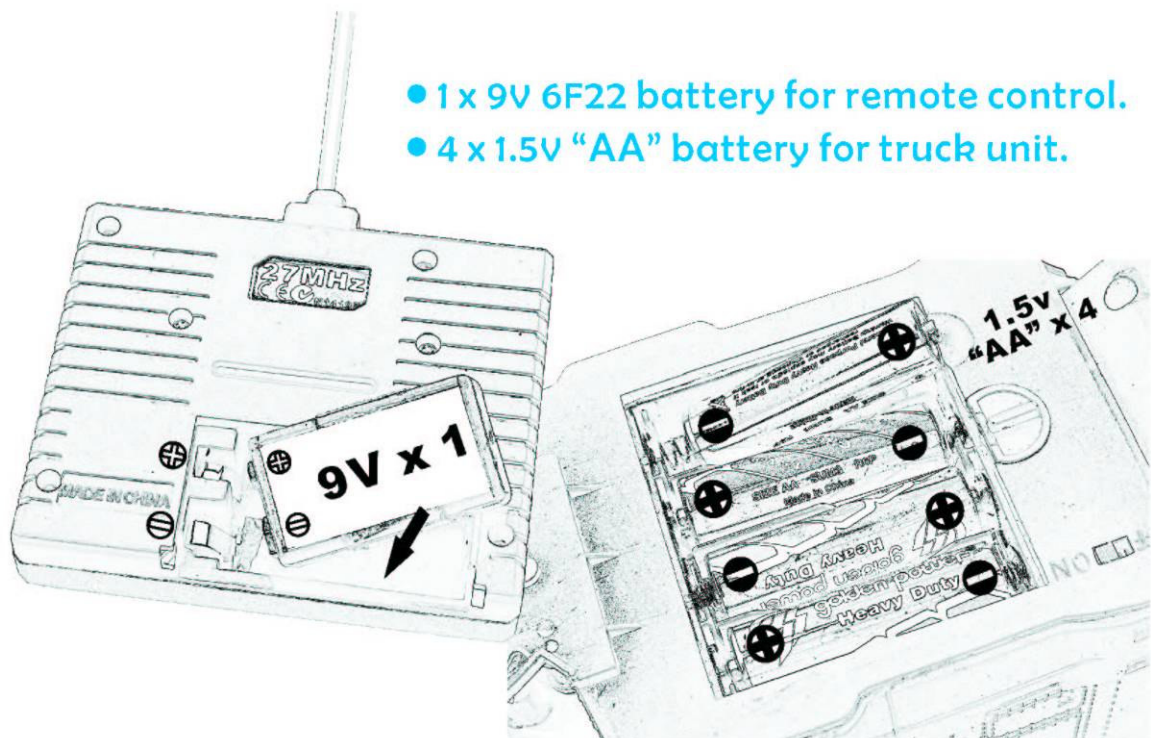


Installing Battery

- ★ Make sure the power is off before installing battery.
- ★ Refer to the cautions included with battery and charger.
- Turn the stopper to open and lock the battery cover.



- 1 x 9V 6F22 battery for remote control.
- 4 x 1.5V "AA" battery for truck unit.



Safety and Care Information



Cautions when operating R/C model

- Be aware of your surroundings when operating any R/C model.
 - ① Never run the model on public roads or streets, as it could endanger traffic.
 - ② Never run an R/C model near people or animals, nor use people or animals as obstacles when operating vehicles.
 - ③ To avoid injury to people or animals, and damage to property, never run an R/C model in a confined or crowded area.
 - ④ Avoid running in standing water or rain, moisture in mechanics can cause malfunction.
- Do not touch any rotating parts such as wheels, tires, shafts and gears, as they can cause a serious accident if touched during operation.
- R/C model will run out of control when either the receiver or transmitter battery voltage drops off. Stop the vehicle immediately when the car starts to slow down to prevent it from running out of control.
- Two people using the same frequency at the same time can cause control difficulties, this is not a malfunction. Try a different location or time to operate the R/C model.
- After operation, turn off car and transmitter and remove batteries.



Cautions when handling battery and charger

- Do not mix old and new batteries.
- Do not mix alkaline, standard (carbon-zinc) or rechargeable (nickel-cadmium) batteries.
- Be sure that the batteries are installed correctly. Wrong polarity may damage the unit.
- Only the recommended batteries or equivalent are to be used.
- To prevent fire and damage to the R/C model and its battery, as well as being a potential runaway vehicle, disconnect and remove the battery from the R/C model when it is not being used.
- Improper handling of Ni-Cd battery can cause overheating, fire, explosions, damage and serious accidents. Please read the instructions included with the battery and charger.
- Water and moisture can cause short circuits and fire. Keep battery away from water and moisture.

FCC ID XCHBT1030L

This device complies with Part 15 of the FCC rules. Operation is subject to the following two conditions: (1) this device may not cause harmful interference, and (2) this device must accept any interference received, including interference that may cause undesired operation.

! Warning: Changes or modifications not expressly approved by the party responsible for compliance could void the user's authority to operate the equipment.