

Test setup photos of EUT

1. Orthogonal plane of EUT

- The testing was set in the three orthogonal planes and measured for each position (X, Y, Z).

X-axis



Y-axis




Model name: SDC-2CHFHD

Z-axis




Model name: SDC-2CHFHD

2. Photos of Radiated Spurious Emission Test (Below 1 GHz)




Model name: SDC-2CHFHD

3. Photo of Radiated Spurious Emission Test (Above 1 GHz)



Model name: SDC-2CHFHD

4. Photo of Conducted Test



Model name: SDC-2CHFHD