

FCC COMPLIANCE REPORT

for

AAMP of America

iSimple WIFLI

Model Number: IS713

Prepared for : AAMP of America

Address : 13160 56th Court, Clearwater, FL33760, USA.

Prepared By : NS Technology Co., Ltd.

Address : Chenwu Industrial Zone, Houjie Town, Dongguan City,
Guangdong, China

Tel: +86-769-85935656

Fax: +86-769-85991080

Report Number : NSE-F09073487

Date of Test : Jun. 30~Jul. 6, 2009

Date of Report : Jul. 10, 2009

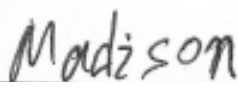




TABLE OF CONTENTS

Test Report Declaration		Page
1. GENERAL PRODUCT INFORMATION		4
1.1. Product Function		4
1.2. Description of Device (EUT)		4
1.3. Independent Operation Modes		4
2. TEST SITES		5
2.1. Test Facilities		5
2.2. List of Test and Measurement Instruments		6
3. TEST SET-UP AND OPERATION MODES		7
3.1. Principle of Configuration Selection		7
3.2. Test Operation Mode and Test Software		7
3.3. Special Accessories and Auxiliary Equipment		7
3.4. Countermeasures to Achieve EMC Compliance		7
4. TEST SUMMARY		8
4.1. Radiated Emission		9
4.2. 20dB Bandwidth		23



NS Technology Co., Ltd.

Applicant:	AAMP of America		
Address:	13160 56th Court, Clearwater, FL33760, USA.		
Manufacturer:	SHENZHEN TAILING TECHNOLOGY CO., LTD.		
Address:	NO.D OA-04 DISTRICT, THIRD INDUSTRIAL ESTATE, FENG HUANG, FU YONG, SHENZHEN, CHINA		
E.U.T:	iSimple WIFLI		
Model Number:	IS713		
Trade Name:	-----	Operating Frequency:	88.1~107.9MHz
Date of Receipt:	Jun. 10, 2009	Date of Test:	Jun. 30~Jul. 6, 2009
Test Specification:	FCC PART 15: 2008 Section 15.239 ANSI C63.4:2003		
Test Result:	The equipment under test was found to be compliance with the requirements of the standards applied.		
	Issue Date: Jul. 10, 2009		
Tested by:	Reviewed by:	Approved by:	
			
Madison / Engineer	Iceman Hu / Supervisor	Steven Lee / Manager	
Other Aspects:			
None.			
Abbreviations: OK/P=passed fail/F=failed n.a/N=not applicable E.U.T=equipment under tested			
This test report is based on a single evaluation of one sample of above mentioned products ,It is not permitted to be duplicated in extracts without written approval of NS Technology Co., Ltd.			



1. GENERAL PRODUCT INFORMATION

1.1. Product Function

Details please refer to Technical Construction Form and User Manual.

1.2. Description of Device (EUT)

E.U.T.	: iSimple WIFLI
Model No.	: IS713
Modulation type	: FM
Output power	: -51.149dBm(Maximum measured)
Antenna Assembly Gain	: 0dBi (maximum)
Temperature Range(Operating)	: 0 ~ +35°C

1.3. Independent Operation Modes

The tested modes are:

1.3.1. iPod Playing FM TX 107.9MHz

1.3.2. iPod Playing FM TX 98.1MHz

1.3.3. iPod Playing FM TX 88.1MHz

2. TEST SITES

2.1. Test Facilities

EMC Lab : Certificated by TUV Rheinland, Germany.
Date of registration: July 28, 2003

Certificated by FCC, USA
Registration No.: 502831
Date of registration: February 09, 2009

Certificated by VCCI, Japan
Registration No.: R-2527 & C-2770
Date of registration: March 23, 2007

Certificated by CNAL, CHINA
Registration No.: L1744
Date of registration: November 25, 2004

Certificated by Intertek ETL SEMKO
Registration No.: TMP-013
Date of registration: June 11, 2005

Certificated by TUV/PS, Hong Kong
Date of registration: December 1, 2005

Certificated by Industry Canada
Registration No.: 5936A
Date of registration: March 4, 2009

Certificated by ATCB, America
Date of registration: August 03, 2006

Name of Firm : NS Technology Co., Ltd.

Site Location : Chenwu Industrial Zone, Houjie Town, Dongguan City,
Guangdong, China



2.2. List of Test and Measurement Instruments

2.2.1. For radiated emission test (30MHz-1GHz, 10m Chamber)

Equipment	Manufacturer	Model No.	Serial No.	Last Cal.	Next Cal.
EMI Test Receiver	Rohde&Schwarz	ESVS10	841431/004	Jan.19, 09	Jan.19,10
Spectrum Analyzer	HP	E7405A	MY45118807	May 31,09	May 31,10
Bilog Antenna	Teseq	CBL 6111D	25758	Oct. 15,08	Oct. 15,09
Signal Amplifier	Agilent	8447D	2944A11174	Jan.19,09	Jan.19,10
50Ω Coaxial Switch	ANRITSU	MP59B	6200530579	Jan.19,09	Jan.19,10
RF Cable	IMRO	IMRO-400	10m Cable 1#10m	Jan.19,09	Jan.19,10
RF Cable	IMRO	IMRO-400	10m Cable 1#3m	Jan.19,09	Jan.19,10
RF Cable	DRAKA	M17/84-RG223	10m Cable 3#	Jan.19,09	Jan.19,10

2.2.2. For 20dB bandwidth test

Equipment	Manufacturer	Model No.	Serial No.	Last Cal.	Next Cal.
Spectrum Analyzer	Rohde & Schwarz	ESPI	100302	May 31,09	May 31,10

3. TEST SET-UP AND OPERATION MODES

3.1. Principle of Configuration Selection

The equipment under test (EUT) was configured to measure its highest possible radiated level. The test modes were adapted accordingly in reference to the Operating Instructions.

3.2. Test Operation Mode and Test Software

Refer to clause 1.4

3.3. Special Accessories and Auxiliary Equipment

None.

3.4. Countermeasures to Achieve EMC Compliance

None.



4. TEST SUMMARY

Test items and result lists

No.	Item	Standard	Results
1	Conduction Emission Test	FCC Part15C: 15.209 ANSI C63.4-2003	N/A
2	Radiated Emission Test	FCC Part15C: 15.239 ANSI C63.4-2003	PASS
3	Band Edge Compliance Test	FCC Part15: 15.239	N/A
4	20dB Bandwidth Test	FCC Part 15: 15.215	PASS

Note: N/A is an abbreviation for Not Applicable.

4.1. Radiated Emission

4.1.1. Test limits

- 1) FCC part 15C section 15.209
- 2) FCC part 15C section 15.239(a)

4.1.2. Test procedure

The EUT was placed on a turn table which was 0.8 meter above ground. The turn table can rotate 360 degrees to determine the position of the maximum emission level. The EUT was set 3 meters away from the receiving antenna which was mounted on a antenna tower. At the frequency band of 30MHz to 1GHz, The measuring antenna moved up and down to find out the maximum emission level. It moved from 1 to 4 m for horizontal and vertical polarizations. The broadband antenna (calibrated by dipole antenna) was used as a receiving antenna.

The resolution bandwidth and video bandwidth of the test receiver was 120 KHz and 300KHz for Quasi-peak detection at frequency below 1GHz.

The resolution bandwidth and video bandwidth of the test receiver was 1MHz and 1MHz for Peak detection at frequency above 1GHz.

For Average measurement at frequency above 1GHz. The resolution bandwidth of the test receiver was 1MHz ; due to the shortest pulse width T is 116us, according the video bandwidth should not smaller than $1/T$, so the video bandwidth is 10Hz.

In 18GHz to 25GHz, The EUT was checked by Horn ANT . But the test result is background.

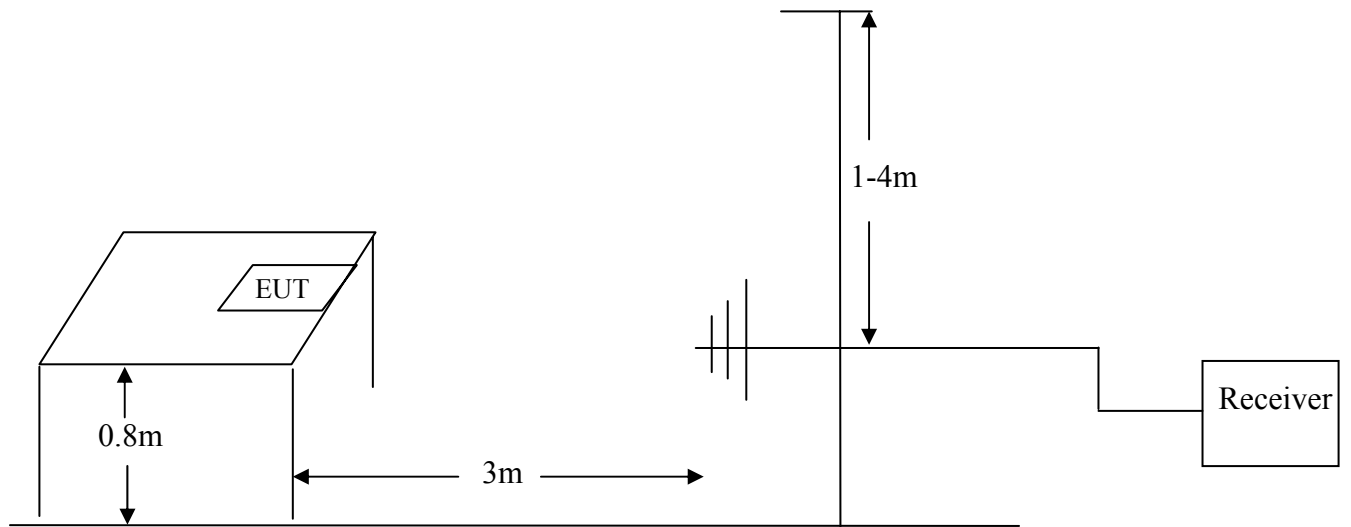
The EUT position(X. Y. Z) were checked and worse case was happened in Y position. So Y position was chose for find measurement.

The EUT was tested in Chamber Site.



4.1.3. Test Setup Diagram

4.1.3.1. Frequency range: 30MHz-1000MHz



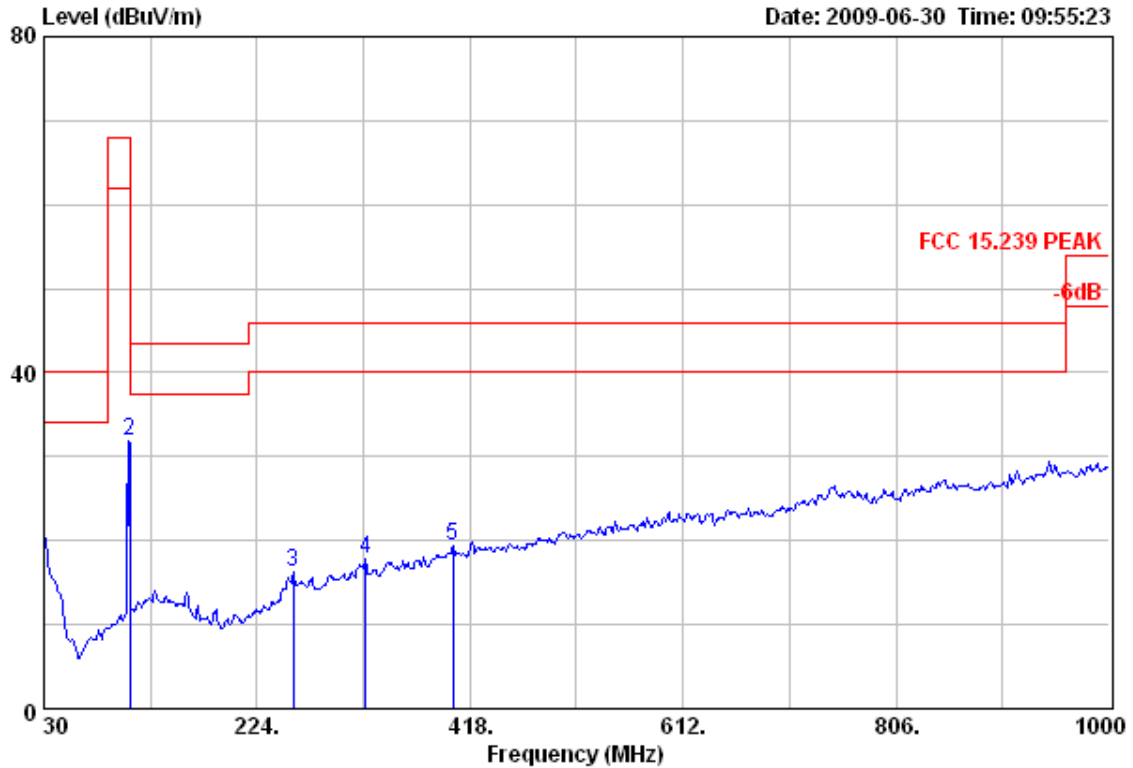
NS Technology

Chenwu Industrial Zone, Houjie Town,
Dongguan, Guangdong, China
Tel: +86-769-85935656
Fax: +86-769-85991080

Data: 36

File: D:\Radiation 10m data\A\AAMP.EMI (51)

Date: 2009-06-30 Time: 09:55:23



Test Site : 10m Chamber
Limit : FCC 15.239 PEAK
Dis. / Ant. : 3m 25758-3 Ant. Pol.: VERTICAL
EUT : iSimple WIFLI
M/N : IS713
Power :
Test Engineer : Madison
Comment : Temp.:25.8'C Humi.:55%
Test Mode : iPod Playing FM TX 107.9MHz

	Freq.	Emission Level	Limits	Margin	Reading	Ant. Factor	Cable Loss	Remark
	(MHz)	(dBuV/m)	(dBuV/m)	(dB)	(dBuV)	(dB/m)	(dB)	
1	30.00	20.41	40.00	19.59	2.23	17.60	0.58	QP
2	107.90	31.96	68.00	36.04	19.75	11.12	1.09	Peak
3	256.98	16.20	46.00	29.80	1.18	13.30	1.72	QP
4	322.94	17.85	46.00	28.15	1.58	14.30	1.97	QP
5	402.48	19.41	46.00	26.59	0.57	16.69	2.15	QP



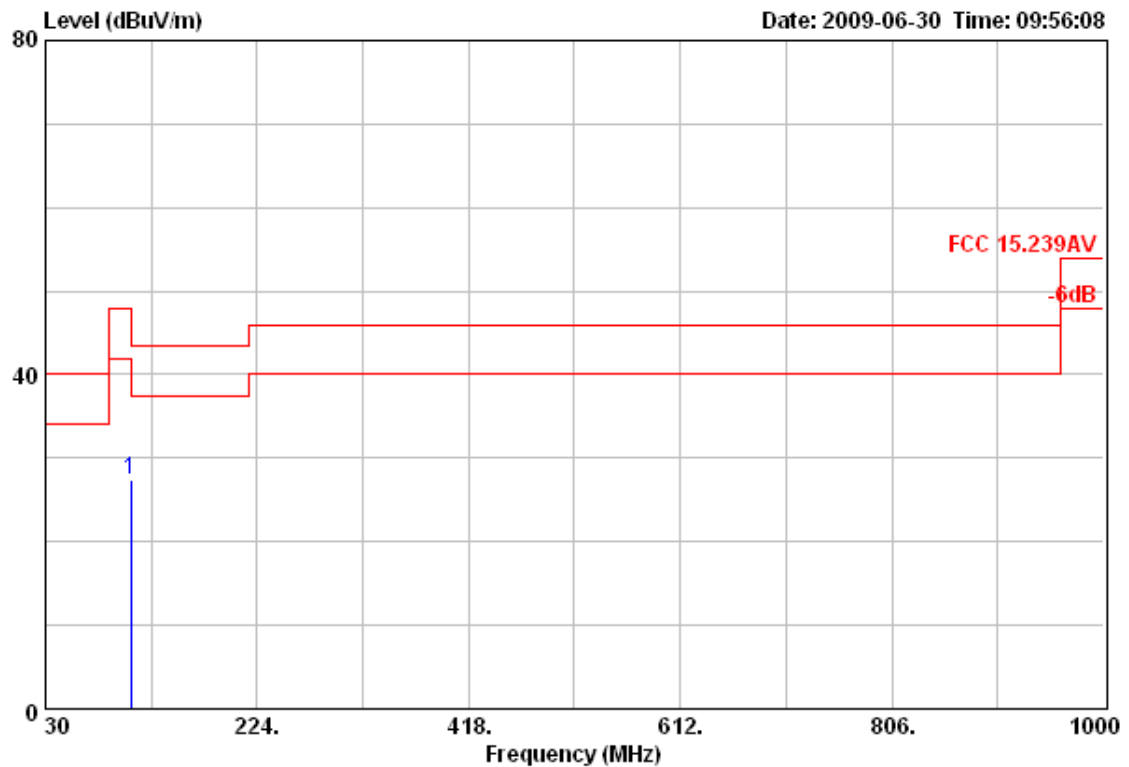
NS Technology

Chenwu Industrial Zone, Houjie Town,
Dongguan, Guangdong, China
Tel: +86-769-85935656
Fax: +86-769-85991080

Data: 37

File: D:\Radiation 10m data\A\AAMP.EMI (51)

Date: 2009-06-30 Time: 09:56:08



Test Site : 10m Chamber
Limit : FCC 15.239AV
Dis. / Ant. : 3m 25758-3 Ant. Pol.: VERTICAL
EUT : iSimple WIFLI
M/N : IS713
Power :
Test Engineer : Madison
Comment : Temp.:25.8'C Humi.:55%
Test Mode : iPod Playing FM TX 107.9MHz

Freq. (MHz)	Emission		Margin	Reading	Ant. Factor	Cable Loss	Remark
	Level (dBuV/m)	Limits (dBuV/m)					
1 107.90	27.41	48.00	20.59	15.20	11.12	1.09	Average



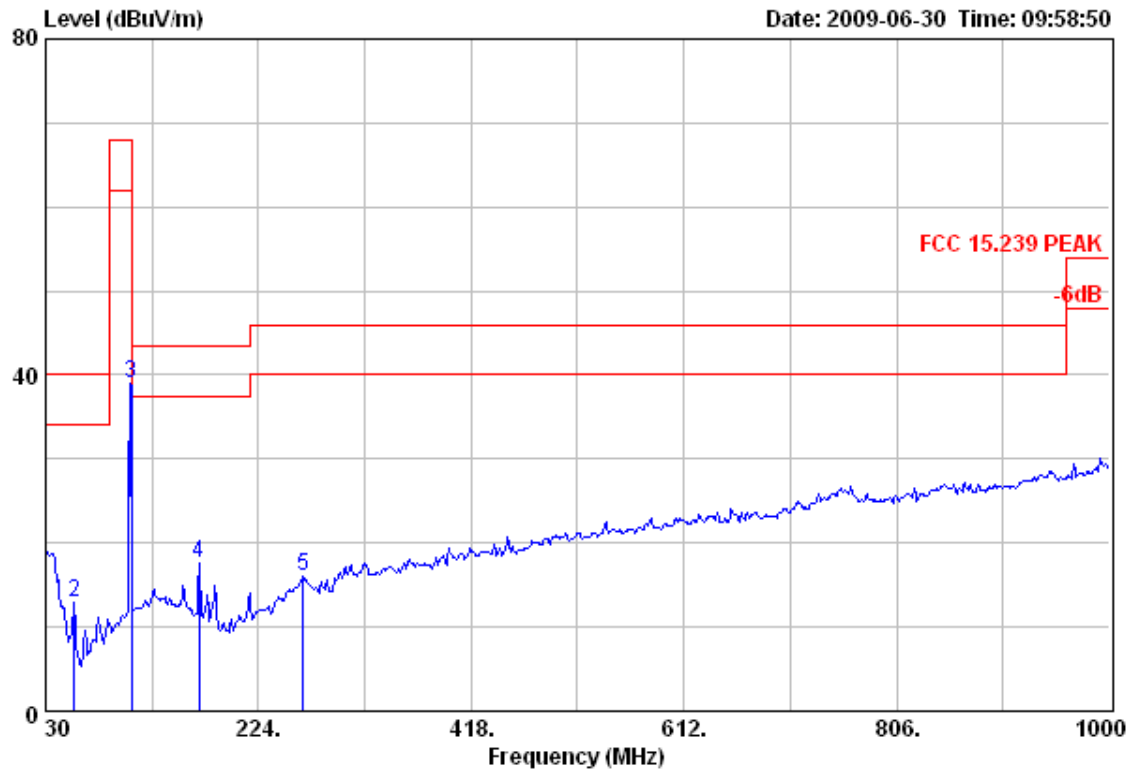
NS Technology

Chenwu Industrial Zone, Houjie Town,
Dongguan, Guangdong, China
Tel: +86-769-85935656
Fax: +86-769-85991080

Data: 38

File: D:\Radiation 10m data\A\AAMP.EMI (51)

Date: 2009-06-30 Time: 09:58:50



Test Site : 10m Chamber
Limit : FCC 15.239 PEAK
Dis. / Ant. : 3m 25758-3 Ant. Pol.: HORIZONTAL
EUT : iSimple WIFLI
M/N : IS713
Power :
Test Engineer : Madison
Comment : Temp.:25.8'C Humi.:55%
Test Mode : iPod Playing FM TX 107.9MHz

	Freq.	Emission			Ant.	Cable	
	(MHz)	Level	Limits	Margin	Reading	Factor	Loss
		(dBuV/m)	(dBuV/m)	(dB)	(dBuV)	(dB/m)	(dB)
1	30.00	19.04	40.00	20.96	0.86	17.60	0.58
2	56.19	12.93	40.00	27.07	5.66	6.56	0.71
3	107.90	39.01	68.00	28.99	26.80	11.12	1.09
4	169.68	17.71	43.50	25.79	6.41	9.90	1.40
5	264.74	16.14	46.00	29.86	1.03	13.35	1.76



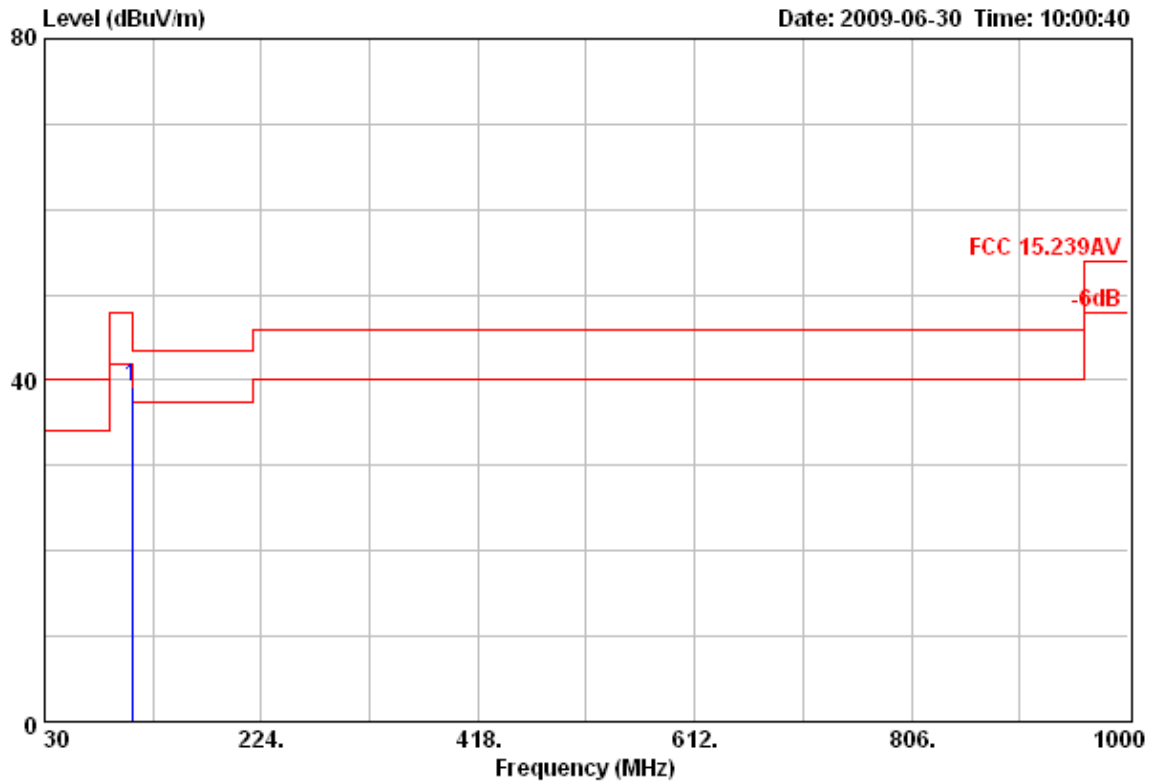
NS Technology

Chenwu Industrial Zone, Houjie Town,
Dongguan, Guangdong, China
Tel: +86-769-85935656
Fax: +86-769-85991080

Data: 39

File: D:\Radiation 10m data\A\AAMP.EMI (51)

Date: 2009-06-30 Time: 10:00:40



Test Site : 10m Chamber
Limit : FCC 15.239AV
Dis. / Ant. : 3m 25758-3 Ant. Pol.: HORIZONTAL
EUT : iSimple WIFLI
M/N : IS713
Power :
Test Engineer : Madison
Comment : Temp.:25.8'C Humi.:55%
Test Mode : iPod Playing FM TX 107.9MHz

		Emission				Ant.	Cable	
	Freq.	Level	Limits	Margin	Reading	Factor	Loss	Remark
	(MHz)	(dBuV/m)	(dBuV/m)	(dB)	(dBuV)	(dB/m)	(dB)	
1	107.90	39.21	48.00	8.79	27.00	11.12	1.09	Average



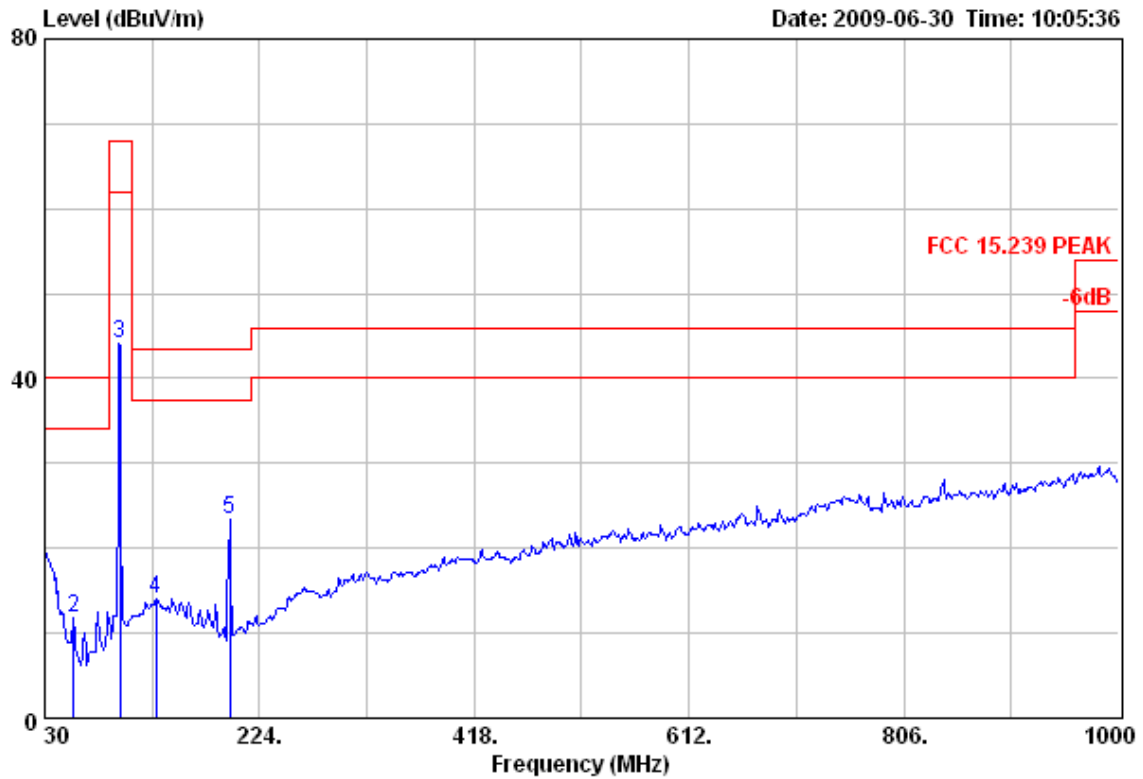
NS Technology

Chenwu Industrial Zone, Houjie Town,
Dongguan, Guangdong, China
Tel: +86-769-85935656
Fax: +86-769-85991080

Data: 40

File: D:\Radiation 10m data\A\AAMP.EMI (51)

Date: 2009-06-30 Time: 10:05:36



Test Site : 10m Chamber
Limit : FCC 15.239 PEAK
Dis. / Ant. : 3m 25758-3 Ant. Pol.: HORIZONTAL
EUT : iSimple WIFLI
M/N : IS713
Power :
Test Engineer : Madison
Comment : Temp.:25.8'C Humi.:55%
Test Mode : iPod Playing FM TX 98.1MHz

		Emission				Ant.	Cable	
	Freq.	Level	Limits	Margin	Reading	Factor	Loss	Remark
	(MHz)	(dBuV/m)	(dBuV/m)	(dB)	(dBuV)	(dB/m)	(dB)	
1	30.00	19.78	40.00	20.22	1.60	17.60	0.58	QP
2	56.19	11.73	40.00	28.27	4.46	6.56	0.71	QP
3	98.10	44.08	68.00	23.92	32.92	10.12	1.04	Peak
4	130.88	14.04	43.50	29.46	0.82	12.01	1.21	QP
5	196.84	23.50	43.50	20.00	13.63	8.36	1.51	QP



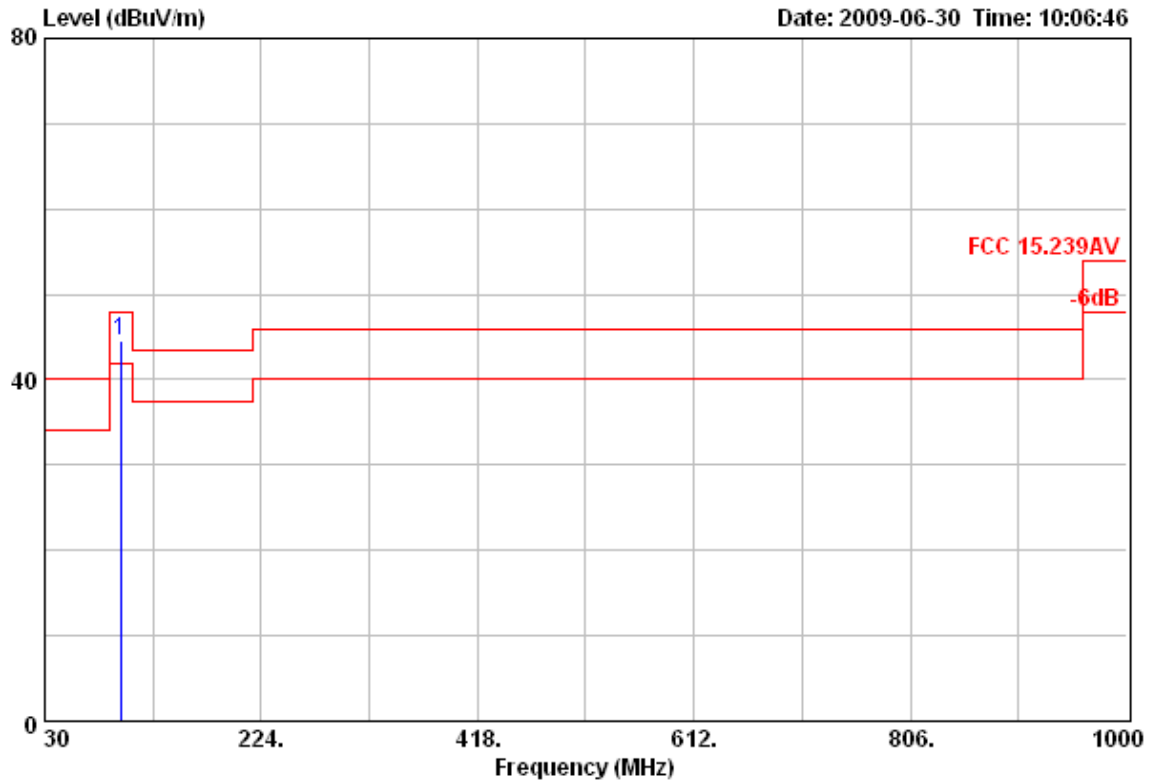
NS Technology

Chenwu Industrial Zone, Houjie Town,
Dongguan, Guangdong, China
Tel: +86-769-85935656
Fax: +86-769-85991080

Data: 41

File: D:\Radiation 10m data\A\AAMP.EMI (51)

Date: 2009-06-30 Time: 10:06:46



Test Site : 10m Chamber
Limit : FCC 15.239AV
Dis. / Ant. : 3m 25758-3 Ant. Pol.: HORIZONTAL
EUT : iSimple WIFLI
M/N : IS713
Power :
Test Engineer : Madison
Comment : Temp.:25.8'C Humi.:55%
Test Mode : iPod Playing FM TX 98.1MHz

Freq. (MHz)	Emission		Limits (dBuV/m)	Margin (dB)	Reading (dBuV)	Ant.	Cable	Remark
	Level (dBuV/m)					Factor (dB/m)	Loss (dB)	
1 98.10	44.66		48.00	3.34	33.50	10.12	1.04	Average



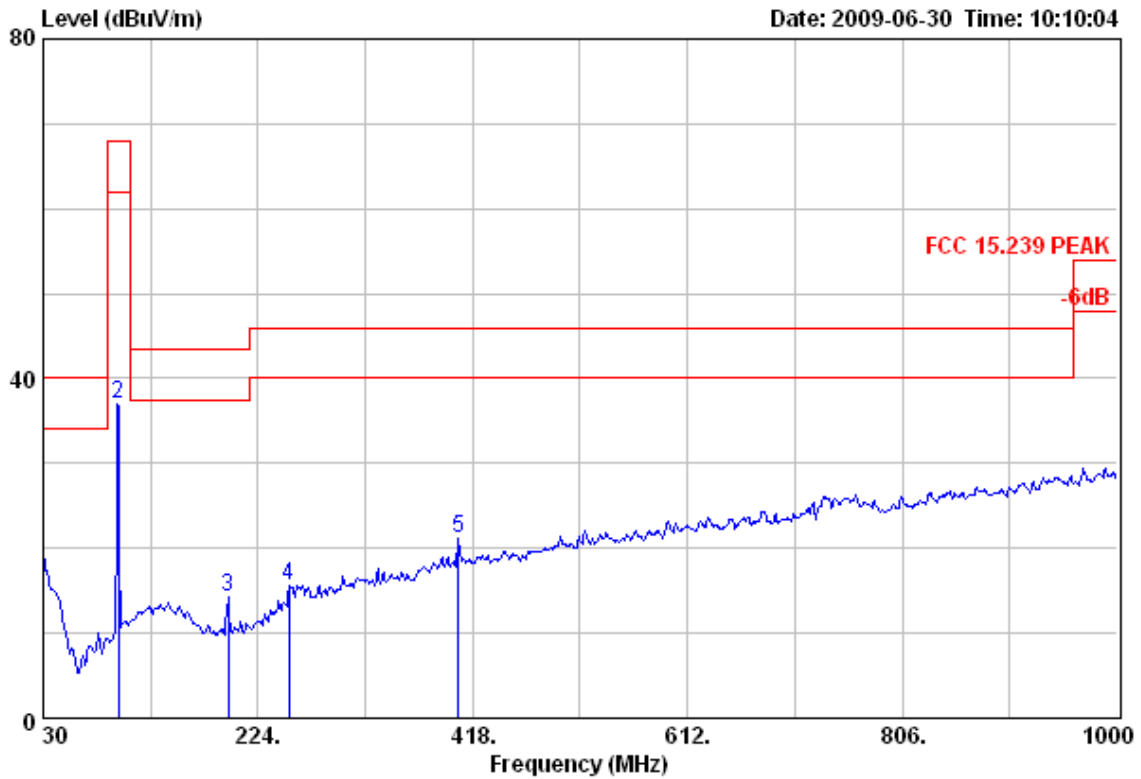
NS Technology

Chenwu Industrial Zone, Houjie Town,
Dongguan, Guangdong, China
Tel: +86-769-85935656
Fax: +86-769-85991080

Data: 42

File: D:\Radiation 10m data\A\AAMP.EMI (51)

Date: 2009-06-30 Time: 10:10:04



Test Site : 10m Chamber
Limit : FCC 15.239 PEAK
Dis. / Ant. : 3m 25758-3 Ant. Pol.: VERTICAL
EUT : iSimple WIFLI
M/N : IS713
Power :
Test Engineer : Madison
Comment : Temp.:25.8'C Humi.:55%
Test Mode : iPod Playing FM TX 98.1MHz

		Emission				Ant.	Cable	
	Freq. (MHz)	Level (dBuV/m)	Limits (dBuV/m)	Margin (dB)	Reading (dBuV)	Factor (dB/m)	Loss (dB)	Remark
1	30.00	19.47	40.00	20.53	1.29	17.60	0.58	QP
2	98.10	36.98	68.00	31.02	25.82	10.12	1.04	Peak
3	196.84	14.35	43.50	29.15	4.48	8.36	1.51	QP
4	252.13	15.67	46.00	30.33	1.16	12.80	1.71	QP
5	405.39	21.07	46.00	24.93	2.14	16.77	2.16	QP



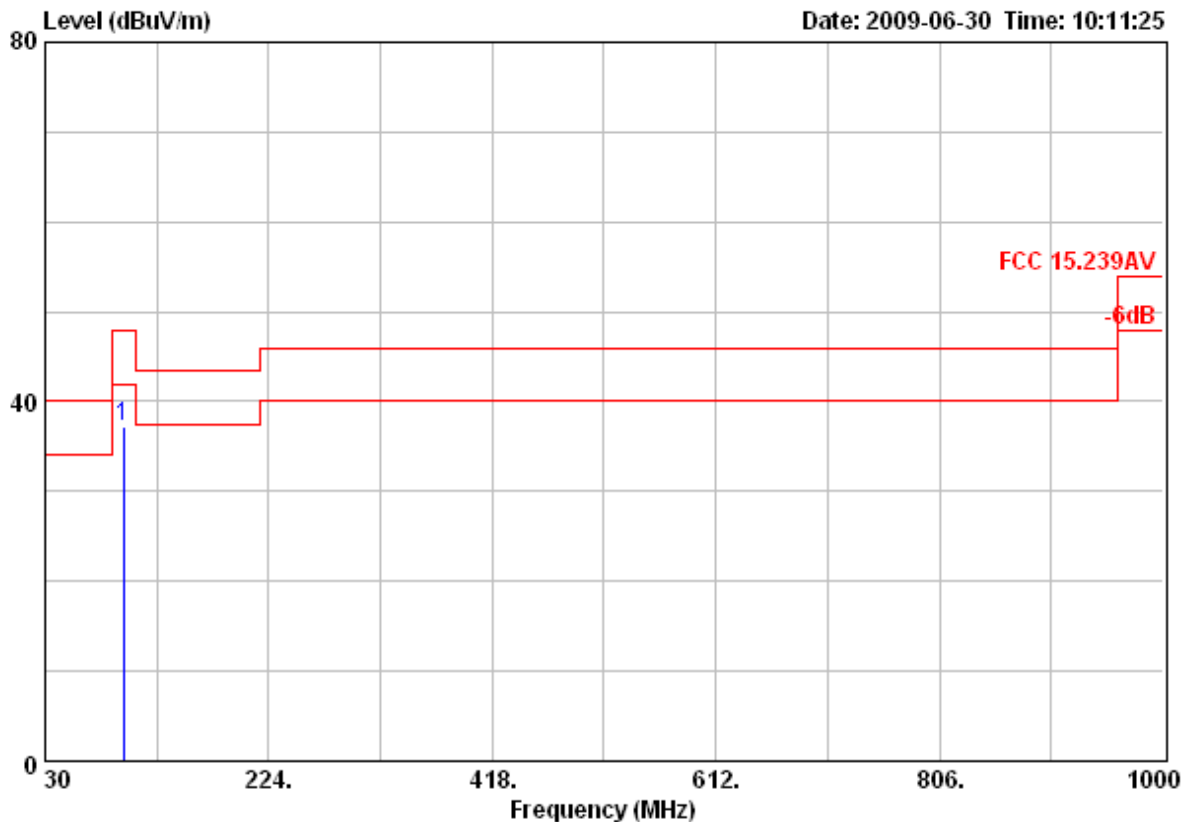
NS Technology

Chenwu Industrial Zone, Houjie Town,
Dongguan, Guangdong, China
Tel: +86-769-85935656
Fax: +86-769-85991080

Data: 43

File: D:\Radiation 10m data\A\AAMP.EMI (51)

Date: 2009-06-30 Time: 10:11:25



Test Site : 10m Chamber
Limit : FCC 15.239AV
Dis. / Ant. : 3m 25758-3 Ant. Pol.: VERTICAL
EUT : iSimple WIFLI
M/N : IS713
Power :
Test Engineer : Madison
Comment : Temp.:25.8'C Humi.:55%
Test Mode : iPod Playing FM TX 98.1MHz

Freq. (MHz)	Emission		Limits (dBUV/m)	Margin (dB)	Reading (dBUV)	Ant. Factor (dB/m)	Cable Loss (dB)	Remark
	Level (dBUV/m)							
1 98.10	37.16		48.00	10.84	26.00	10.12	1.04	Average



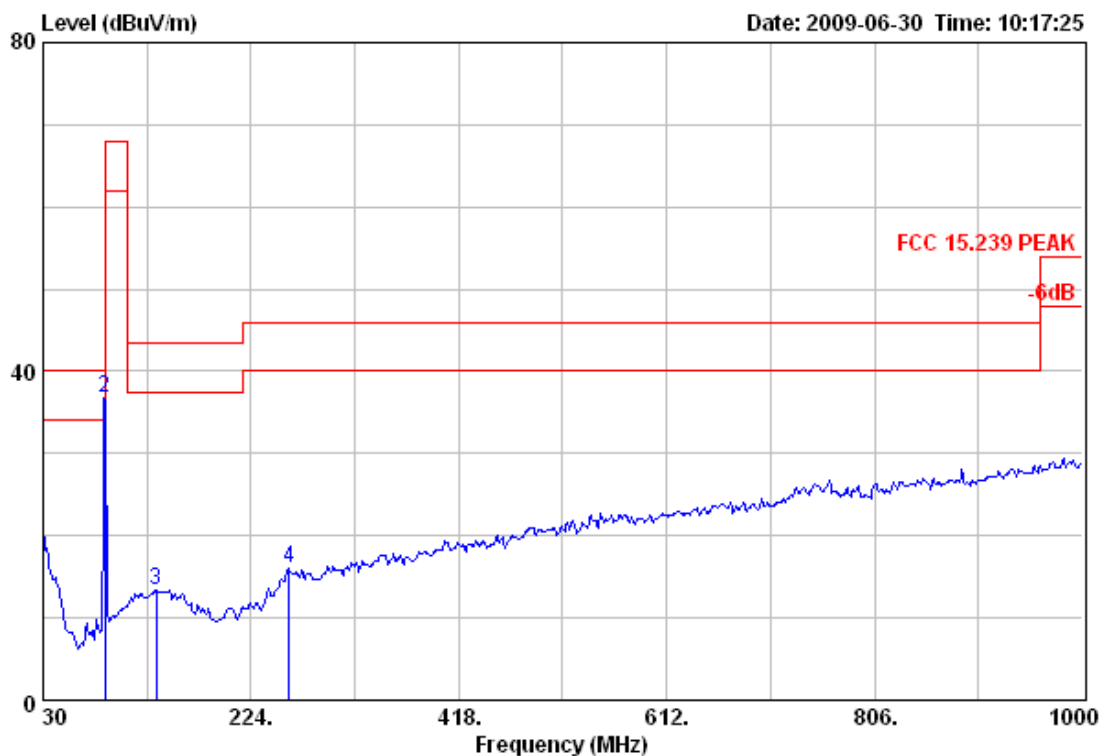
NS Technology

Chenwu Industrial Zone, Houjie Town,
Dongguan, Guangdong, China
Tel: +86-769-85935656
Fax: +86-769-85991080

Data: 44

File: D:\Radiation 10m data\A\AAMP.EMI (51)

Date: 2009-06-30 Time: 10:17:25



Test Site : 10m Chamber
Limit : FCC 15.239 PEAK
Dis. / Ant. : 3m 25758-3 Ant. Pol.: VERTICAL
EUT : iSimple WIFLI
M/N : IS713
Power :
Test Engineer : Madison
Comment : Temp.:25.8'C Humi.:55%
Test Mode : iPod Playing FM TX 88.1MHz

		Emission				Ant.	Cable	
	Freq.	Level	Limits	Margin	Reading	Factor	Loss	Remark
	(MHz)	(dBuV/m)	(dBuV/m)	(dB)	(dBuV)	(dB/m)	(dB)	
1	30.00	20.51	40.00	19.49	2.33	17.60	0.58	QP
2	88.10	36.75	68.00	31.25	27.02	8.76	0.97	Peak
3	135.73	13.31	43.50	30.19	0.01	12.06	1.24	QP
4	259.89	16.05	46.00	29.95	0.72	13.60	1.73	QP



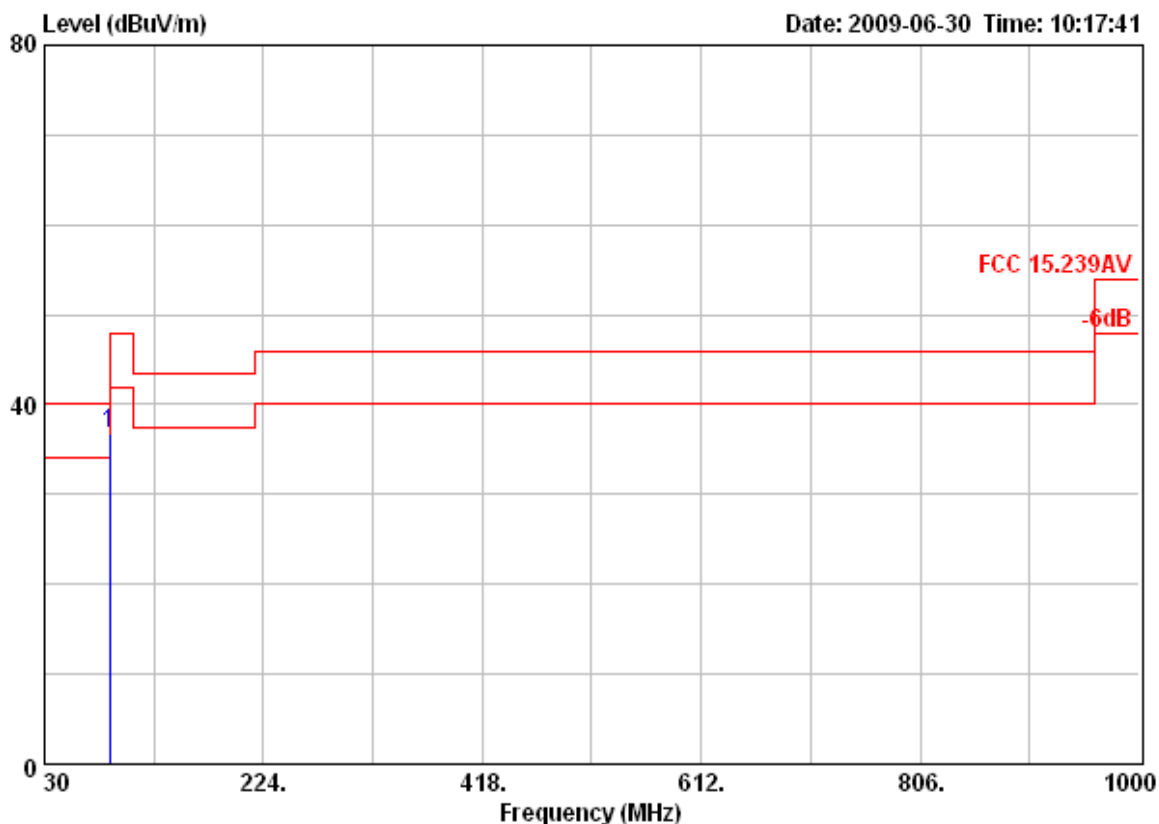
NS Technology

Chenwu Industrial Zone, Houjie Town,
Dongguan, Guangdong, China
Tel: +86-769-85935656
Fax: +86-769-85991080

Data: 45

File: D:\Radiation 10m data\A\AAMP.EMI (51)

Date: 2009-06-30 Time: 10:17:41



Test Site : 10m Chamber
Limit : FCC 15.239AV
Dis. / Ant. : 3m 25758-3 Ant. Pol.: VERTICAL
EUT : iSimple WIFLI
M/N : IS713
Power :
Test Engineer : Madison
Comment : Temp.:25.8'C Humi.:55%
Test Mode : iPod Playing FM TX 88.1MHz

Freq. (MHz)	Emission		Limits (dBuV/m)	Margin (dB)	Reading (dBuV)	Ant.	Cable	Remark
	Level (dBuV/m)					Factor (dB/m)	Loss (dB)	
1 88.10	36.83		48.00	11.17	27.10	8.76	0.97	Average



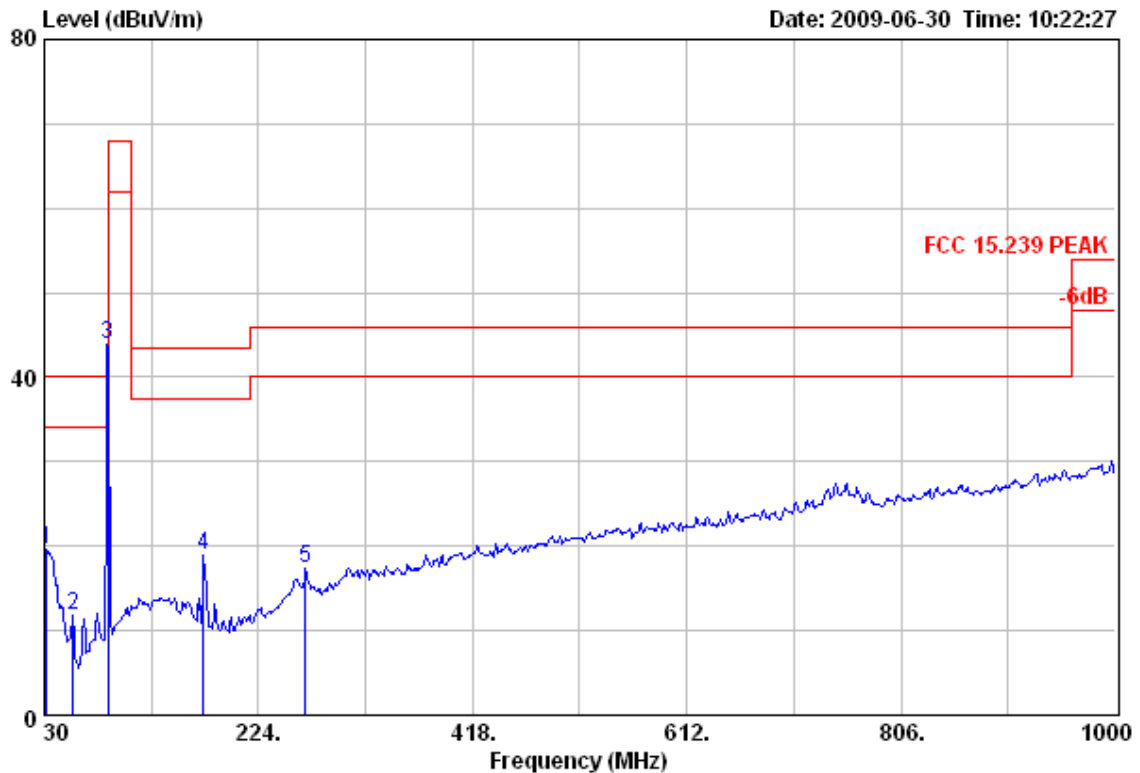
NS Technology

Chenwu Industrial Zone, Houjie Town,
Dongguan, Guangdong, China
Tel: +86-769-85935656
Fax: +86-769-85991080

Data: 46

File: D:\Radiation 10m data\A\AAMP.EMI (51)

Date: 2009-06-30 Time: 10:22:27



Test Site : 10m Chamber
Limit : FCC 15.239 PEAK
Dis. / Ant. : 3m 25758-3 Ant. Pol.: HORIZONTAL
EUT : iSimple WIFLI
M/N : IS713
Power :
Test Engineer : Madison
Comment : Temp.:25.8'C Humi.:55%
Test Mode : iPod Playing FM TX 88.1MHz

	Freq. (MHz)	Emission Level (dBuV/m)	Limits (dBuV/m)	Margin (dB)	Reading (dBuV)	Ant. Factor (dB/m)	Cable Loss (dB)	Remark
1	31.94	19.68	40.00	20.32	1.81	17.28	0.59	QP
2	56.19	11.71	40.00	28.29	4.44	6.56	0.71	QP
3	88.10	43.94	68.00	24.06	34.21	8.76	0.97	Peak
4	174.53	18.94	43.50	24.56	7.76	9.76	1.42	QP
5	266.68	17.44	46.00	28.56	2.42	13.25	1.77	QP



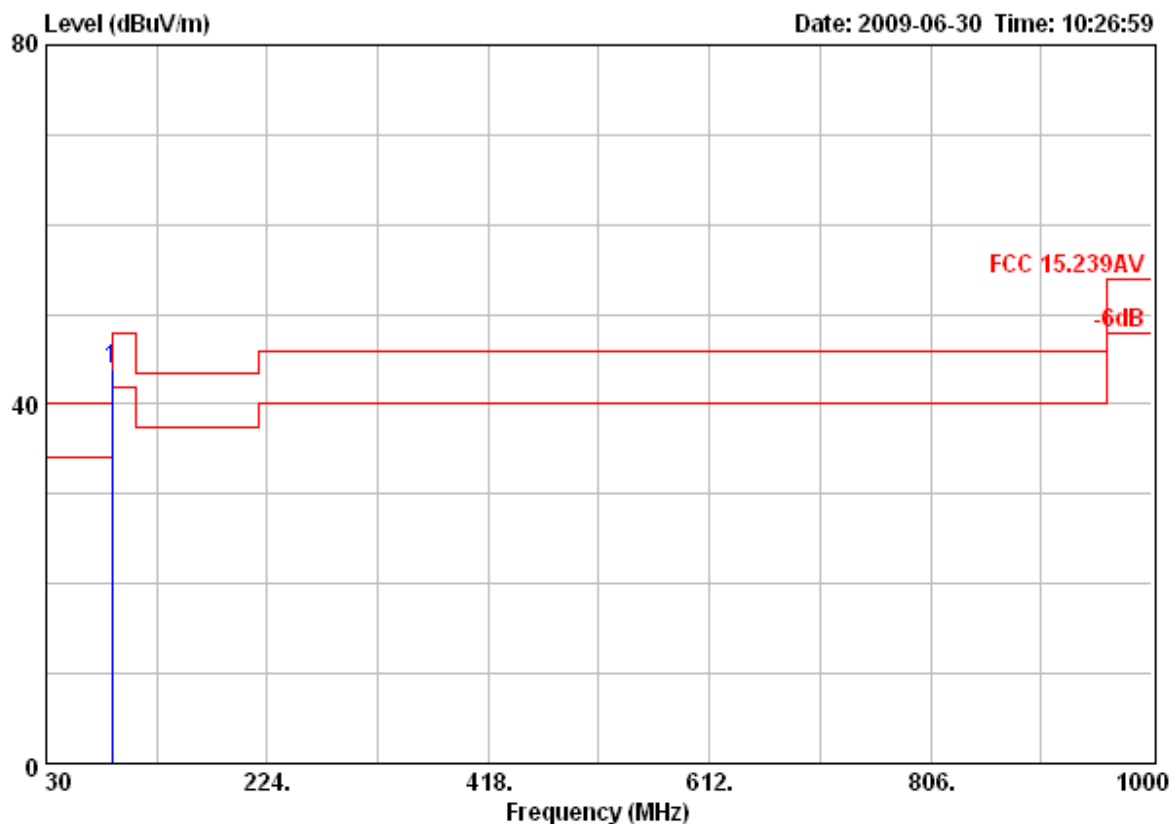
NS Technology

Chenwu Industrial Zone, Houjie Town,
Dongguan, Guangdong, China
Tel: +86-769-85935656
Fax: +86-769-85991080

Data: 47

File: D:\Radiation 10m data\A\AAMP.EMI (51)

Date: 2009-06-30 Time: 10:26:59



Test Site : 10m Chamber
Limit : FCC 15.239AV
Dis. / Ant. : 3m 25758-3 Ant. Pol.: HORIZONTAL
EUT : iSimple WIFLI
M/N : IS713
Power :
Test Engineer : Madison
Comment : Temp.:25.8'C Humi.:55%
Test Mode : iPod Playing FM TX 88.1MHz

Freq. (MHz)	Emission		Limits (dBuV/m)	Margin (dB)	Reading (dBuV)	Ant. Factor (dB/m)	Cable Loss (dB)	Remark
	Level (dBuV/m)							
1	88.10	43.83	48.00	4.17	34.10	8.76	0.97	Average



4.2. 20dB Bandwidth


4.2.1. Test limits

No requirement.

4.2.2. Test procedure

1. The EUT was placed on a table which is 0.8m above ground plane.
2. Connect EUT RF output port to the spectrum analyzer through an RF attenuator.
3. Set SA Center Frequency = Operation frequency, RBW=10kHz,VBW=30kHz.
4. Set SA trace max hold, then view.

4.2.3. Test setup diagram



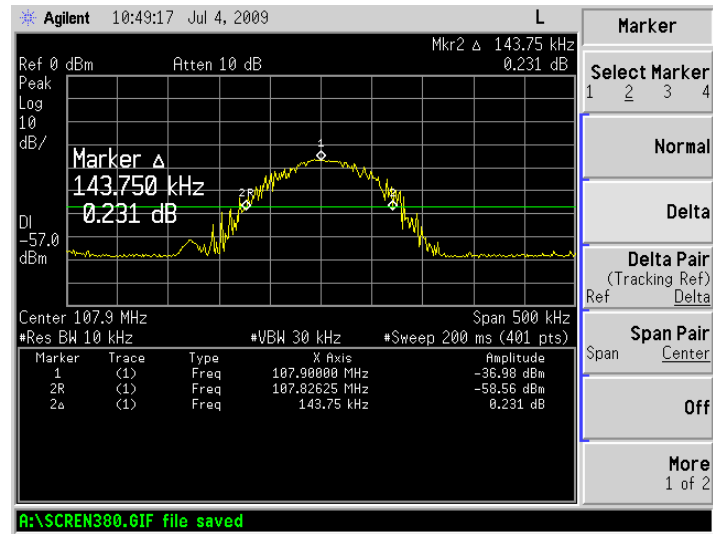
4.2.4. Test result

Pass

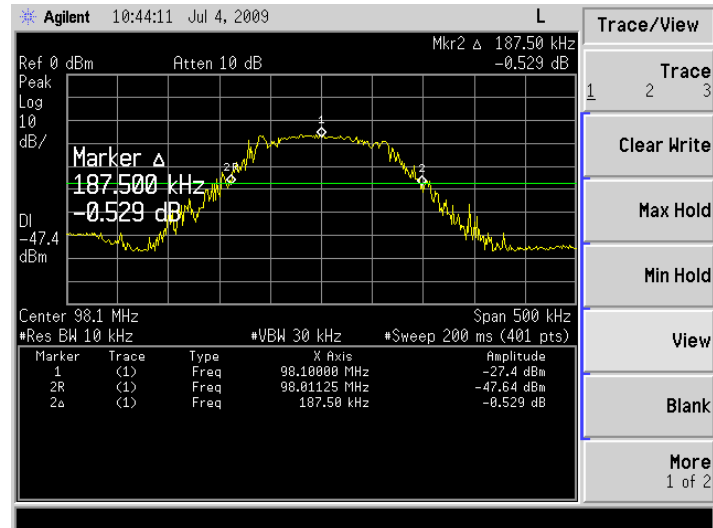
Frequency MHz	20dB bandwidth kHz
iPod Playing FM TX 107.9MHz	143.75
iPod Playing FM TX 98.1MHz	187.50
iPod Playing FM TX 88.1MHz	176.25
FM TX 107.9MHz	56.25
FM TX 98.1MHz	55.00
FM TX 88.1MHz	53.75

The test plots as following:

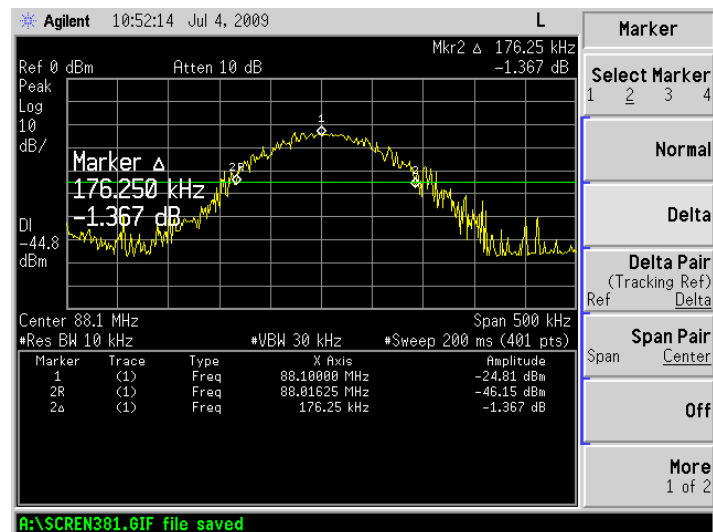
iPod Playing FM TX 107.9MHz



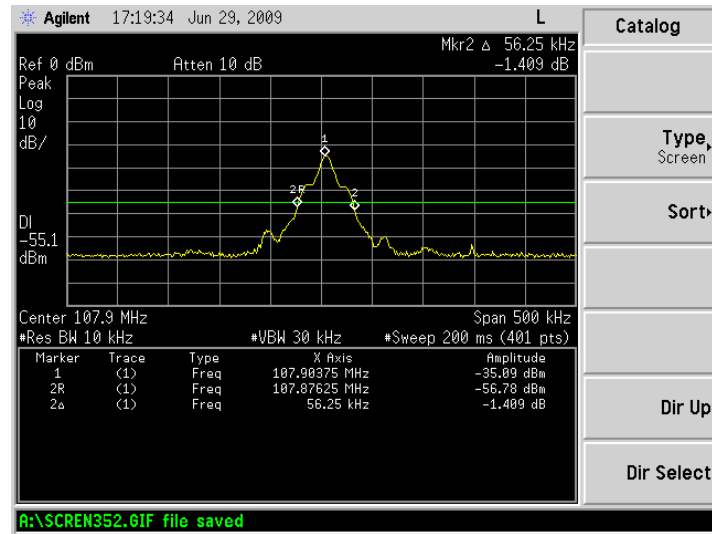
iPod Playing FM TX 98.1MHz



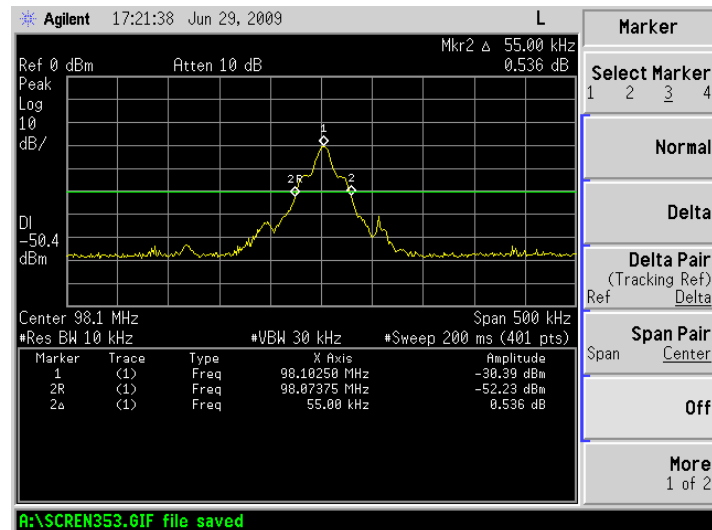
iPod Playing FM TX 88.1MHz



FM TX 107.9MHz



FM TX 98.1MHz



FM TX 88.1MHz

