

## ANNEX C EUT PHOTOS

### C.1 Appearance of the EUT



THE OVERALL FRONT OF EUT




THE OVERALL BACK OF EUT

BT PART:




THE FRONT OF BT




THE BACK OF BT







THE DOWN OF BT



THE UP OF BT



THE LEFT OF BT



THE RIGHT OF BT




## FM PART




THE FRONT OF FM



THE BACK OF FM



THE DOWN OF FM



THE UP OF FM






THE LEFT OF FM



THE RIGHT OF FM



THE AUDIO LINE OF EUT