


RFC-XL

Quick Reference Guide

English	EN
Español	ES
Français	FR
Deutsch	DE
Italiano	IT
Nederlands	NL



Scan the QR code to access the product page, warranty terms, and the complete User Manual



Safety Notes

These Safety Notes include important information about installation, use, and maintenance of RFC-XL.



ALWAYS:

In the event of a serious operating problem, stop using immediately.

DO NOT:

Open this product or attempt any repairs. It contains no user-serviceable parts.

Operate in temperatures higher than 104 (40°C).

Expose to environments that exceed the Ingress Protection (IP) rating.

Expose to rain or moisture.

Use outdoors.

Submerge.

Leave outdoors for extended periods of time.

Expose to corrosive environmental conditions such as temperature, humidity, salinity, pressure, radiation, or shock.

Set this product on a flammable surface.



FCC Compliance

This device complies with Part 15 Part B of the FCC rules. Operation is subject to the following two conditions:

1. This device may not cause harmful interference, and
2. This device must accept any interference received, including interference that may cause undesired operation.

Any changes or modifications not expressly approved by the party responsible for compliance could void the user authority to operate the equipment.

What is Included

RFC-XL

Alkaline battery (A23)

Quick Reference Guide

Battery Charge Notes

The is battery operated. Ensure that the Alkaline battery (A23) is installed prior to operating the remote.



ALWAYS:

Follow local regulations when disposing of batteries.

Turn off the unit when not in use.

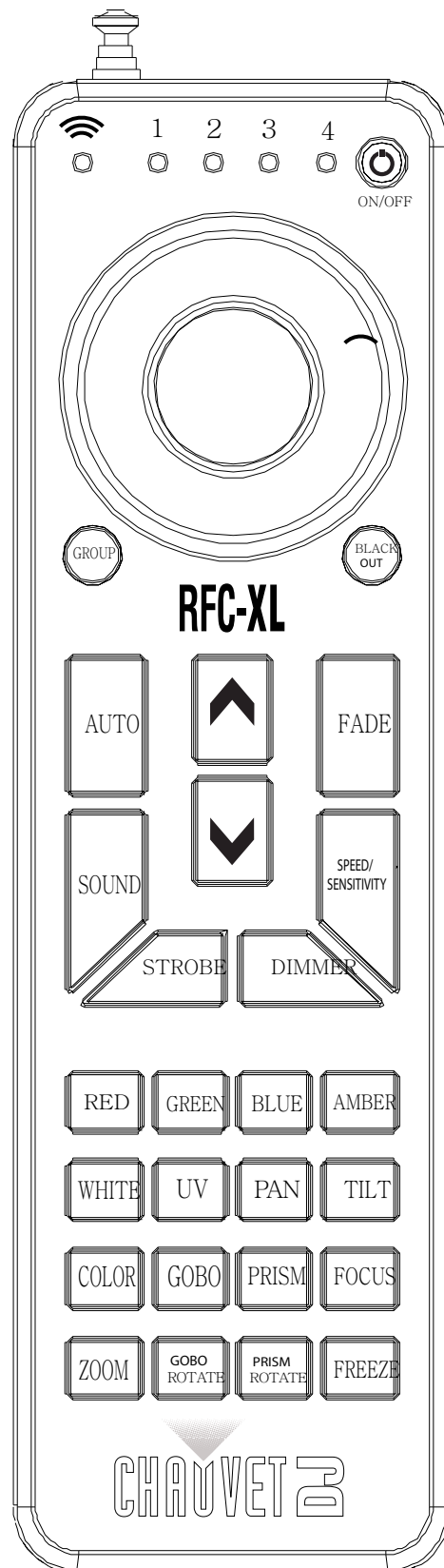
This device has been tested and found to comply with the limits for a Class B digital device, pursuant to Part 15 of the FCC Rules. These limits are designed to provide reasonable protection against harmful interference in a residential installation. This device generates, uses and can radiate radio frequency energy and, if not installed and used in accordance with the instructions, may cause harmful interference to radio communications. However, there is no guarantee that interference will not occur in a particular installation. If this device does cause harmful interference to radio or television reception, which can be determined by turning the device off and on, the user is encouraged to try to correct the interference by one or more of the following measures:


--Reorient or relocate the receiving antenna.

--Increase the separation between the device and receiver.

--Connect the device into an outlet on a circuit different from that to which the receiver is connected.

--Consult the dealer or an experienced radio/TV technician for help



indicator light	From left to right: signal lamp, group 1, group 2, group 3, group 4
	Remote control backlight switch
color palette	RGB Hybrid dimming
GROUP	Remote control group setting (press the GRUOP key to enter the group setting mode, and then press RED, GREEN, BLUE, AMBER (corresponding to groups 1 to 4) to set the group. After setting, press any other key to exit the group setting.)
BLACK OUT	Closed light (pair key)
AUTO	Self-walking mode P 1-P23 (can select program by \wedge or \vee)
SOUND	Voice-activated mode
STROBE	Stroboscopic mode (can select stroboscopic speed by \wedge , \vee key)
DIMMER	Brightness adjustment (can be adjusted by \wedge or \vee)
SPEED/SENSITIVITY	Effective in bootwalk and voice-control modes (can control bootwalk speed or voice-control sensitivity by \wedge , \vee key)
FADE	Self-walking effective fade and fade effect

RED、GREEN、BLUE、 AMBER、WHITE、UV	Corresponding Par lamp light color R, G, B, A, W, UV
PAN	Horizontal scroll
TILT	vertical movement
COLOR	COLOR Static color mode (Can switch static color by \wedge , \vee key)
GOBO	Rotation Gobo Select
PRISM	Prism adjustment
FOCUS	FOCUS Adjust the focus
zoom	Zoom Scale
GOBO ROTATE	GOBO ROTATE the pattern
PRISM ROTATE	PRISM ROTATE. Prism rotate
FREEZE	FREEZE the program

Contact Us

General Information	Technical Support
Chauvet World Headquarters	
Address: 3360 Davie Rd. Davie, FL 33314 Voice: (954) 577-4455 Fax: (954) 929-5560 Toll Free: (800) 762-1084	Voice: (844) 393-7575 Fax: (954) 756-8015 Email: chauvetcs@chauvetlighting.com Website: www.chauvetdj.com
Chauvet U.K.	
Address: Unit 1C Brookhill Road Industrial Estate Pinxton, Nottingham, UK NG16 6NT Voice: +44 (0) 1773 511115 Fax: +44 (0) 1773 511110	Email: UKtech@chauvetlighting.eu Website: www.chauvetdj.eu
Chauvet Benelux	
Address: Stokstraat 18 9770 Kruishoutem Belgium Voice: +32 9 388 93 97	Email: BNLtech@chauvetlighting.eu Website: www.chauvetdj.eu
Chauvet France	
Address: 3, Rue Ampère 91380 Chilly-Mazarin France Voice: +33 1 78 85 33 59	Email: FRtech@chauvetlighting.fr Website: www.chauvetdj.eu
Chauvet Germany	
Address: Bruno-Bgel-Str. 11 28759 Bremen Germany Voice: +49 421 62 60 20	Email: DEtech@chauvetlighting.de Website: www.chauvetdj.eu
Chauvet Mexico	
Address: Av. de las Partidas 34 - 3B (Entrance by Calle 2) Zona Industrial Lerma Lerma, Edo. de Mico, CP 52000 Voice: +52 (728) 690-2010	Email: servicio@chauvet.com.mx Website: www.chauvetdj.mx

Visit the applicable website above to verify our contact information and instructions to request support. Outside the U.S., U.K., Ireland, Mexico, France, Germany, or Benelux, contact the dealer of record.