

Figure 8

The EUT-Inside View



Figure 9

The EUT-Battery View




Figure 10

PCB of the EUT-Front View





Figure 11

PCB of the EUT-Back View



Antenna

Figure 12

PCB of the EUT-Front View




Figure 13

PCB of the EUT-Back View

