

Certification Exhibit

**FCC ID: X6P-EX11059
IC: 8832A-EX11059**

**FCC Rule Part: 15.231
IC Radio Standards Specification: RSS-210**

ACS Report Number: 11-0364.W06.11.A

**Manufacturer: HomeRun Holdings
Model: Q0244**

Test Setup Photos




Figure 1: Radiated Emissions Test Setup – X Position – Front




Figure 2: Radiated Emissions Test Setup – X Position – Back




Figure 3: Radiated Emissions Test Setup – Y Position – Front




Figure 4: Radiated Emissions Test Setup – Y Position – Back




Figure 5: Radiated Emissions Test Setup – Z Position – Front




Figure 6: Radiated Emissions Test Setup – Z Position – Back




Figure 7: Conducted Emissions Test Setup – X Position – Front



Figure 8: Conducted Emissions Test Setup – X Position – Side




Figure 9: Conducted Emissions Test Setup – Z Position – Front



Figure 10: Conducted Emissions Test Setup – Z Position – Side