

Gecko in-car FM user guide

Thank you for purchasing the Gecko in-car FM.

The Gecko in-car FM is an all-in-one FM transmitter for listening to your tunes wirelessly through any FM radio & features a USB port for charging any standard USB chargeable device with your own charging cable.

How do I connect the Gecko in-car FM?

Insert the 3.5mm audio connector into the audio plug on your iPhone, Smartphone, iPod or any MP3 player. Plug the car charger into the 12 or 24 Volt cigarette or auxiliary outlet. The in-car FM will now be powered and ready to use.

How do I play music through my FM stereo?

Find an unused music-free FM frequency on your radio and save it in your radio memory. Use the up and down frequency tuning buttons on the in-car FM to tune to the same unused frequency. The in-car FM is now ready for use. Press play on your device and the music should now be playing wirelessly through your car stereo.

How do I ensure I have the best sound?

To ensure the clearest sound please have the volume on your device turned up completely to its loudest volume, then you can adjust the volume via your car stereo controls. If you are using an Apple device you can also try turning the EQ (under Music in Settings) to Off.

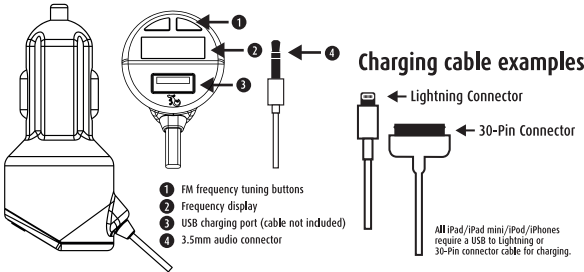
How do I charge with the USB port?

Simply ensure the car charger is correctly connected to power and insert the USB end of your charging cable into the USB port of the charger. Then plug the other end of your cable into your device for recharging. You can charge any standard USB 5V device by using the USB charging cable that came with your device.

How do I know when my iPhone, Smartphone or other device is charged?

There are variations between different iPhone, Smartphone and other device models, please check your product user manual for this information.

In-car FM features



WARNING

- Please use caution and care when handling any device with electrical power.
- Please refer to your country's governing electrical body for the latest information on handling products with electrical power.

BASIC PRECAUTIONS FOR USING GECKO IN-CAR FM CAR CHARGER

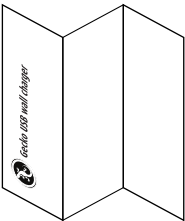
- Always leave space around the car charger.
- Never force a connector into a port. If the connector and port do not join with reasonable ease, they may not match each other.
- Make sure that the connector matches the port and that you have positioned the connector correctly in relation to the port before plugging them together.
- To reduce the chance of shock or injury, do not use your car charger in or near water or wet locations.
- When connecting or disconnecting your car charger, always hold the unit by its sides. Keep fingers away from the metal parts of the plug.
- Before connecting anything to the charger, make sure there are no foreign objects inside the car charger connector or device port.
- The car charger is a high-voltage component and should not be dismantled for any reason. If the car charger needs service, please refer to your place of purchase.
- If you notice the car charger appears to be in any way damaged, cracked or broken please do not use the car charger and refer to your place of purchase.

Gecko in-car FM



Warranty and instructions

Fold style



WARRANTY INFORMATION - FOR AUSTRALIAN CONSUMERS ONLY

Powermove Distribution provides its accessory range of products with a 1 Year back to base warranty:“Our goods come with guarantees that cannot be excluded under the Australian Consumer Law. You are entitled to a replacement or refund for a major failure and for compensation for any other reasonably foreseeable loss or damage. You are also entitled to have the goods repaired or replaced if the goods fail to be of acceptable quality and the failure does not amount to a major failure”.

The warranty offered is in addition to other rights and remedies offered under consumer law. The conditions contained in this warranty apply to purchases made within Australia only. **Purchases made outside of Australia are covered by the warranty procedures and policies that comply with each respective place of purchase.**

Conditions of warranty:

- The consumer must retain proof of purchase for the warranty period.
- The warranty period is valid for 1-year from the original purchase date.
- The warranty applies only to defects in material or workmanship that occur during normal use of the product.
- The warranty is a ‘back-to-base’ warranty meaning the consumer is responsible for the costs associated with returning the product to their place of purchase or to Powermove Distribution.
- The consumer must return the goods, original packaging (where feasible) and proof of purchase to make a warranty claim.
- If a replacement product is supplied the warranty period applies to the balance of the warranty period from the original purchase date.

The warranty does not cover:

- Failure that has occurred as a result of accident, abuse or mis-treatment.
- Goods that are damaged as a result of other third party products.
- Any misrepresentations given that are not covered by the warranty.


Warranty claim procedure:

- The consumer must return the goods as per the requirements stated in ‘conditions of warranty’ section d & e.
- If the consumer is unable to return the goods to the place of purchase they can send the goods with the required packaging and documentation, along with their contact details including address, phone number and e-mail to:

Warranty Department  
Powermove Distribution  
28 The Gateway  
Broadmeadows, Vic 3047

Ph: 03 9358 5999 Fax: 03 9357 1499  
E-Mail: support@powermove.com.au

All registered trademarks or trademarks, brand names, product names are the property of their respective owners. Errors and omissions excepted. Product specifications are subject to change without notice or obligation. Made in China. ©2014 Gecko Gear Australia Pty Ltd. All Rights Reserved.



Technical Specifications

Input: 12-24V DC  
Output: 5V DC, 1.0A



www.geckogear.com  
Designed in Australia. Made in China. Used everywhere!

**FCC Caution.**

**§ 15.19 Labelling requirements.**

This device complies with part 15 of the FCC Rules. Operation is subject to the following two conditions: (1) This device may not cause harmful interference, and (2) this device must accept any interference received, including interference that may cause undesired operation.

**§ 15.21 Changes or modification warning**

Any Changes or modifications not expressly approved by the party responsible for compliance could void the user's authority to operate the equipment.