





## *Maximum Peak Output Power Measurement Setup*



## *Conducted Emissions at Antenna Terminal Setup*




***AC Conducted Emissions Measurement  
(Front View)***



***AC Conducted Emissions Measurement  
(Side View)***





***Radiated Emissions Measurement  
(Front View)  
30-1000 MHz***



8 RANCHO CIRCLE, LAKE FOREST, CA 92630

T (949)454-8295  
F (949)829-6903

AegisLabsInc.com



***Radiated Emissions Measurement  
(Rear View)  
30-1000 MHz***



***Radiated Fundamental Measurement  
(Front View)***



8 RANCHO CIRCLE, LAKE FOREST, CA 92630

T (949)454-8295  
F (949)829-6903

[AegisLabsInc.com](http://AegisLabsInc.com)



***Radiated Fundamental Measurement  
(Rear View)***





***Radiated Emissions Measurement  
(Front View)  
1-10 GHz***



***Radiated Emissions Measurement  
(Rear View)  
1-10 GHz***