

This test is required for any spurious emission or modulation product that falls in a Restricted Band, as defined in Section 15.205. It must be performed with the highest gain of each type of antenna proposed for use with the EUT. Use the following spectrum analyzer settings:

Span = wide enough to fully capture the emission being measured
RBW = 1 MHz for $f \geq 1$ GHz, 100 kHz for $f < 1$ GHz
VBW = RBW
Sweep = auto
Detector function = peak
Trace = max hold


Follow the guidelines in ANSI C63.10-2013 with respect to maximizing the emission by rotating the EUT, measuring the emission while the EUT is situated in three orthogonal planes (if appropriate), adjusting the measurement antenna height and polarization, etc. A pre-amp and a high pass filter are required for this test, in order to provide the measuring system with sufficient sensitivity. Allow the trace to stabilize. The peak reading of the emission, after being corrected by the antenna factor, cable loss, pre-amp gain, etc., is the peak field strength, which must comply with the limit specified in Section 15.35(b). Submit this data.

Now set the VBW to 10 Hz, while maintaining all of the other instrument settings. This peak level, once corrected, must comply with the limit specified in Section 15.209. If the dwell time per channel of the hopping signal is less than 100 ms, then the reading obtained with the 10 Hz VBW may be further adjusted by a “duty cycle correction factor”, derived from $20\log(\text{dwell time}/100 \text{ ms})$, in an effort to demonstrate compliance with the 15.209 limit. Submit this data.


If the emission on which a radiated measurement must be made is located at the edge of the authorized band of operation, then the alternative “marker-delta” method, listed at the end of this document, may be employed.

Note 1: Limit listed is the general limit as specified in 15.209 in order to show compliance with the restricted bands of operation as well as the out of band limit in 15.247. No other identifiable signals were observed in the restricted bands as specified in 15.205.

Note 2: Highest frequency investigated was the tenth harmonic of the fundamental, no radiated emissions were detected above the 3rd harmonic.

	1100 E Chalk Creek Road Coalville, UT 84017 (435) 336-4433 FAX (435) 336-4436	Radiated Emissions (Spurious)	
DNB Job Number:	66044	Date: 21 Dec 2015	Specification [X] 15.247 (c) [X] ANSI C63.10-2013
Customer:	Taser International Inc.		
Model Number:	Axon Body 2		
Description:	Body Worn Video Camera		
Test Set Up - (Vertical - DRG)			



	1100 E Chalk Creek Road Coalville, UT 84017 (435) 336-4433 FAX (435) 336-4436	Radiated Emissions (Spurious)		
DNB Job Number:	66044	Date:	21 Dec 2015	Specification [X] 15.247 (c) [X] ANSI C63.10-2013
Customer:	Taser International Inc.			
Model Number:	Axon Body 2			
Description:	Body Worn Video Camera			
	802.11a			

Low Channel										
FREQ (Mhz)	Meter	Correction Factors (dB)			dBuV/m			Type		Polarity
		Ant	Cbl	Amp	Corr	Lim	Delta	Lim	Rdng	
11490	22.40	39.49	8.53	24.70	45.73	54.00	-8.27	Ave	Peak	Vert
17235	12.70	42.78	15.56	23.80	47.23	54.00	-6.77	Ave	Peak	Vert
22980	19.60	37.00	18.30	35.60	39.30	54.00	-14.70	Ave	Peak	Vert
11490	23.80	39.49	8.53	24.70	47.13	54.00	-6.87	Ave	Peak	Hor
17235	13.80	42.78	15.56	23.80	48.33	54.00	-5.67	Ave	Peak	Hor
22980	26.80	37.00	18.30	35.60	46.50	54.00	-7.50	Ave	Peak	Hor

Middle Channel										
FREQ (Mhz)	Meter	Correction Factors (dB)			dBuV/m			Type		Polarity
		Ant	Cbl	Amp	Corr	Lim	Delta	Lim	Rdng	
11570	22.40	39.53	8.95	24.50	46.38	54.00	-7.62	Ave	Peak	Vert
17355	13.50	42.97	15.89	23.80	48.56	54.00	-5.44	Ave	Peak	Vert
23140	20.30	37.30	18.60	35.30	40.90	54.00	-13.10	Ave	Peak	Vert
11570	19.90	39.53	8.95	24.50	43.88	54.00	-10.12	Ave	Peak	Hor
17355	16.80	42.97	15.89	23.80	51.86	54.00	-2.14	Ave	Peak	Hor
23140	24.60	37.30	18.60	35.30	45.20	54.00	-8.80	Ave	Peak	Hor


High Channel										
FREQ (Mhz)	Meter	Correction Factors (dB)			dBuV/m			Type		Polarity
		Ant	Cbl	Amp	Corr	Lim	Delta	Lim	Rdng	
11650	22.60	39.56	9.35	24.20	47.31	54.00	-6.69	Ave	Peak	Vert
17475	13.90	43.16	16.23	23.50	49.79	54.00	-4.21	Ave	Peak	Vert
23300	18.70	38.00	20.10	35.40	41.40	54.00	-12.60	Ave	Peak	Vert
11650	21.80	39.56	9.35	24.20	46.51	54.00	-7.49	Ave	Peak	Hor
17475	14.30	43.16	16.23	23.50	50.19	54.00	-3.81	Ave	Peak	Hor
23330	22.00	38.00	20.10	35.40	44.70	54.00	-9.30	Ave	Peak	Hor

	1100 E Chalk Creek Road Coalville, UT 84017 (435) 336-4433 FAX (435) 336-4436	Radiated Emissions (Spurious)		
DNB Job Number:	66044	Date:	21 Dec 2015	Specification [X] 15.247 (c) [X] ANSI C63.10-2013
Customer:	Taser International Inc.			
Model Number:	Axon Body 2			
Description:	Body Worn Video Camera			
	802.11n20			

Low Channel										
FREQ (Mhz)	Meter	Correction Factors (dB)			dBuV/m			Type		Polarity
		Ant	Cbl	Amp	Corr	Lim	Delta	Lim	Rdng	
11490	21.90	39.49	8.53	24.70	45.23	54.00	-8.77	Ave	Peak	Vert
17235	13.80	42.78	15.56	23.80	48.33	54.00	-5.67	Ave	Peak	Vert
22980	19.70	37.00	18.30	35.60	39.40	54.00	-14.60	Ave	Peak	Vert
11490	21.80	39.49	8.53	24.70	45.13	54.00	-8.87	Ave	Peak	Hor
17235	15.70	42.78	15.56	23.80	50.23	54.00	-3.77	Ave	Peak	Hor
22980	27.50	37.00	18.30	35.60	47.20	54.00	-6.80	Ave	Peak	Hor

Middle Channel										
FREQ (Mhz)	Meter	Correction Factors (dB)			dBuV/m			Type		Polarity
		Ant	Cbl	Amp	Corr	Lim	Delta	Lim	Rdng	
11570	21.70	39.53	8.95	24.50	45.68	54.00	-8.32	Ave	Peak	Vert
17355	12.60	43.00	15.89	23.80	47.69	54.00	-6.31	Ave	Peak	Vert
23140	21.00	37.30	18.60	35.30	41.60	54.00	-12.40	Ave	Peak	Vert
11570	23.70	39.53	8.95	24.50	47.68	54.00	-6.32	Ave	Peak	Hor
17355	16.30	42.97	15.89	23.80	51.36	54.00	-2.64	Ave	Peak	Hor
23140	23.90	37.30	18.60	35.30	44.50	54.00	-9.50	Ave	Peak	Hor

High Channel										
FREQ (Mhz)	Meter	Correction Factors (dB)			dBuV/m			Type		Polarity
		Ant	Cbl	Amp	Corr	Lim	Delta	Lim	Rdng	
11650	21.50	39.56	9.35	24.20	46.21	54.00	-7.79	Ave	Peak	Vert
17475	14.20	43.16	16.23	23.50	50.09	54.00	-3.91	Ave	Peak	Vert
23300	19.90	39.60	20.10	35.40	44.20	54.00	-9.80	Ave	Peak	Vert
11650	22.10	39.56	9.35	24.20	46.81	54.00	-7.19	Ave	Peak	Hor
17475	13.60	43.16	16.23	23.50	49.49	54.00	-4.51	Ave	Peak	Hor
23330	22.30	39.60	20.10	35.40	46.60	54.00	-7.40	Ave	Peak	Hor

	1100 E Chalk Creek Road Coalville, UT 84017 (435) 336-4433 FAX (435) 336-4436	Radiated Emissions (Spurious)		
DNB Job Number:	66044	Date:	21 Dec 2015	Specification [X] 15.247 (c) [X] ANSI C63.10-2013
Customer:	Taser International Inc.			
Model Number:	Axon Body 2			
Description:	Body Worn Video Camera			

Radiated Corrected Band Edge - 801.11a										
FREQ (Mhz)	Meter	Correction Factors (dB)			dBuV/m			Type		Polarity
		Ant	Cbl	Amp	Corr	Lim	Delta	Lim	Rdng	
5725	16.70	34.43	9.98	25.30	35.81	54.00	-18.20	Ave	Peak	Vert
5725	20.40	34.40	10.00	25.30	39.50	54.00	-14.50	Ave	Peak	Hor
5850	16.20	34.78	9.85	24.90	35.93	54.00	-18.07	Ave	Peak	Vert
5850	19.70	34.78	9.85	24.90	39.43	54.00	-14.57	Ave	Peak	Hor

Radiated Corrected Band Edge - 801.11n20										
FREQ (Mhz)	Meter	Correction Factors (dB)			dBuV/m			Type		Polarity
		Ant	Cbl	Amp	Corr	Lim	Delta	Lim	Rdng	
5725	17.30	34.40	10.00	25.30	36.40	54.00	-17.60	Ave	Peak	Vert
5725	18.60	34.40	10.00	25.30	37.70	54.00	-16.30	Ave	Peak	Hor
5850	18.50	34.78	9.85	24.90	38.23	54.00	-15.77	Ave	Peak	Vert
5850	19.90	34.78	9.85	24.90	39.63	54.00	-14.37	Ave	Peak	Hor

15.247 (a,2) 6 dB Bandwidth

Test Procedure: ANSI C63.10-2013

6 dB Bandwidth

Use the following spectrum analyzer settings:

Span = approximately 2 to 3 times the 6 dB bandwidth, centered on a hopping channel

RBW 1% of the 6 dB bandwidth

VBW RBW

Sweep = auto

Detector function = peak

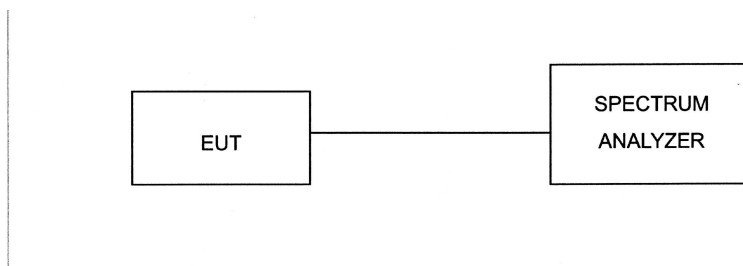
Trace = max hold


The EUT should be transmitting at its maximum data rate. Allow the trace to stabilize. Use the marker-to-peak function to set the marker to the peak of the emission. Use the marker-delta function to measure 6 dB down one side of the emission. Reset the marker-delta function, and move the marker to the other side of the emission, until it is (as close as possible to) even with the reference marker level. The marker-delta reading at this point is the 6 dB bandwidth of the emission. If this value varies with different modes of operation (e.g., data rate, modulation format, etc.), repeat this test for each variation. The limit is specified in one of the subparagraphs of this Section. Submit this plot(s).


EUT operating conditions:


The software provided by the client to enable the EUT to transmit continuously.

Test Set Up: (Note following set up was used for all antenna conducted measurements)



	1100 E Chalk Creek Road Coalville, UT 84017 (435) 336-4433 FAX (435) 336-4436	Measurement Test Set Up		
DNB Job Number:	66044	Date:	18 Dec 2015	Conformance Standard FCC Part 15
Customer:	Taser International Inc.			
Model Number:	Axon Body 2			
Description:	Body Worn Video Camera			Clause 15.247
Antenna Conducted Measurement Set Up				



	1100 E Chalk Creek Road Coalville, UT 84017 (435) 336-4433 FAX (435) 336-4436		6 dB Single Channel Bandwidth	
DNB Job Number:	66044	Date:	18 Dec 2015	Conformance Standard FCC Part 15
Customer:	Taser International Inc.			
Model Number:	Axon Body 2			
Description:	Body Worn Video Camera			Clause 15.247(a,2)
	Test Procedure			
Environmental Conditions				
Ambient Temperature		Relative Humidity		Barometric Pressure
21 °C		25 %		101.2 kPa
EUT performed within the requirements of the applicable standard <input checked="" type="checkbox"/> Yes <input type="checkbox"/> No <i>Les Payne</i>				

6 dB Bandwidth

Use the following spectrum analyzer settings:

Span = approximately 2 to 3 times the 6dB bandwidth, centered on a hopping channel

RBW = 1% of the 6dB bandwidth


VBW = RBW

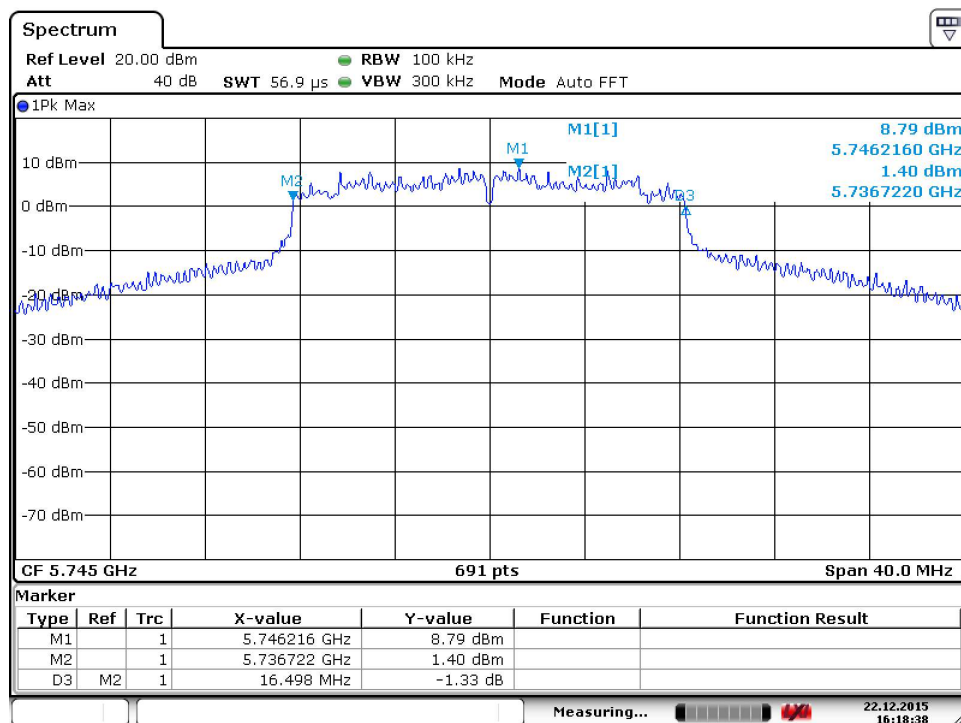
Sweep = auto

Detector function = peak


Trace = max hold

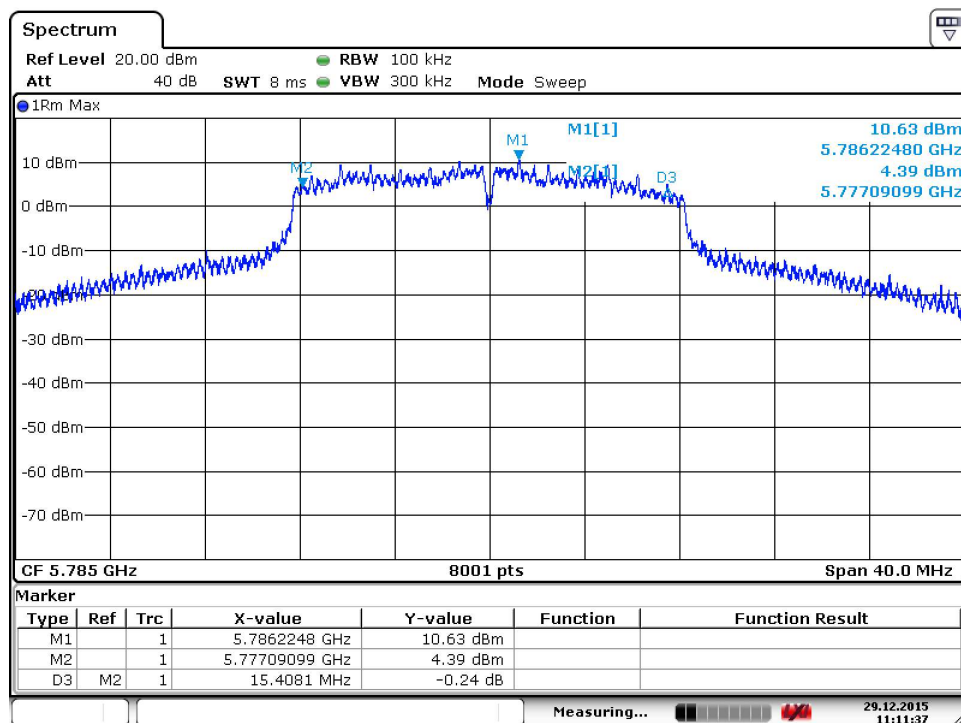
The EUT should be transmitting at its maximum data rate. Allow the trace to stabilize. Use the marker-to-peak function to set the marker to the peak of the emission. Use the marker-delta function to measure 6 dB down one side of the emission. Reset the marker-delta function, and move the marker to the other side of the emission, until it is (as close as possible to) even with the reference marker level. The marker-delta reading at this point is the 6 dB bandwidth of the emission. If this value varies with different modes of operation (e.g., data rate, modulation format, etc.), repeat this test for each variation. The limit is specified in one of the subparagraphs of this Section. Submit this plot(s).

		1100 E Chalk Creek Road Coalville, UT 84017 (435) 336-4433 FAX (435) 336-4436		6 dB Single Channel Bandwidth	
DNB Job Number:	66044	Date:	22 Dec 2015	Conformance Standard FCC Part 15 Clause 15.247(a,2)	
Customer:	Taser International Inc.				
Model Number:	Axon Body 2				
Description:	Body Worn Video Camera				
	801.11a				
Environmental Conditions					
Ambient Temperature		Relative Humidity		Barometric Pressure	
21 °C		25 %		101.2 kPa	
EUT performed within the requirements of the applicable standard <input checked="" type="checkbox"/> Yes <input type="checkbox"/> No <i>Les Payne</i>					
Channel	Chl Freq (MHz)	6dB BW (kHz)	Limit	Pass/Fail	
Low	5745	16498.000	> 500 kHz	Pass	




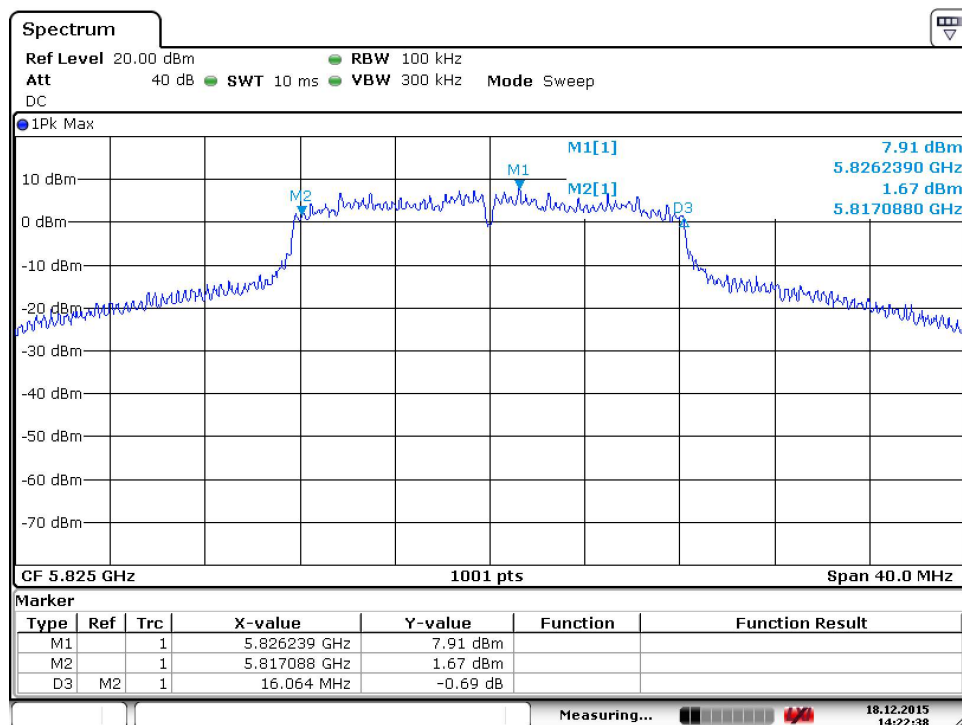
Date: 22.DEC.2015 16:18:37

		1100 E Chalk Creek Road Coalville, UT 84017 (435) 336-4433 FAX (435) 336-4436		6 dB Single Channel Bandwidth	
DNB Job Number:	66044	Date:	29 Dec 2015	Conformance Standard FCC Part 15 Clause 15.247(a,2)	
Customer:	Taser International Inc.				
Model Number:	Axon Body 2				
Description:	Body Worn Video Camera				
	801.11a				
Environmental Conditions					
Ambient Temperature		Relative Humidity		Barometric Pressure	
21 °C		25 %		101.2 kPa	
EUT performed within the requirements of the applicable standard <input checked="" type="checkbox"/> Yes <input type="checkbox"/> No <i>Les Payne</i>					
Channel	Chl Freq (MHz)	6dB BW (kHz)	Limit	Pass/Fail	
Middle	5785	15408.100	> 500 kHz	Pass	




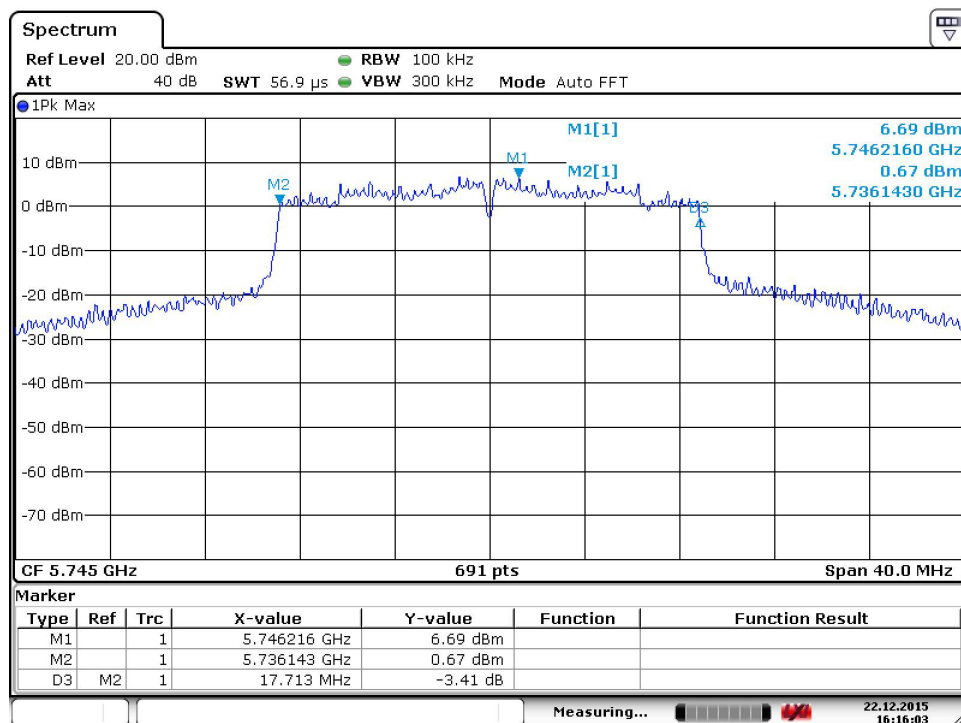
Date: 29.DEC.2015 11:11:37

		1100 E Chalk Creek Road Coalville, UT 84017 (435) 336-4433 FAX (435) 336-4436		6 dB Single Channel Bandwidth	
DNB Job Number:		66044		Date: 18 Dec 2015	
Customer:		Taser International Inc.			
Model Number:		Axon Body 2			
Description:		Body Worn Video Camera			
		801.11a			
Environmental Conditions					
Ambient Temperature		Relative Humidity		Barometric Pressure	
21 °C		25 %		101.2 kPa	
EUT performed within the requirements of the applicable standard <input checked="" type="checkbox"/> Yes <input type="checkbox"/> No <i>Les Payne</i>					
Channel	Chl Freq (MHz)	6dB BW (kHz)	Limit	Pass/Fail	
High	5825	16064.000	> 500 kHz	Pass	



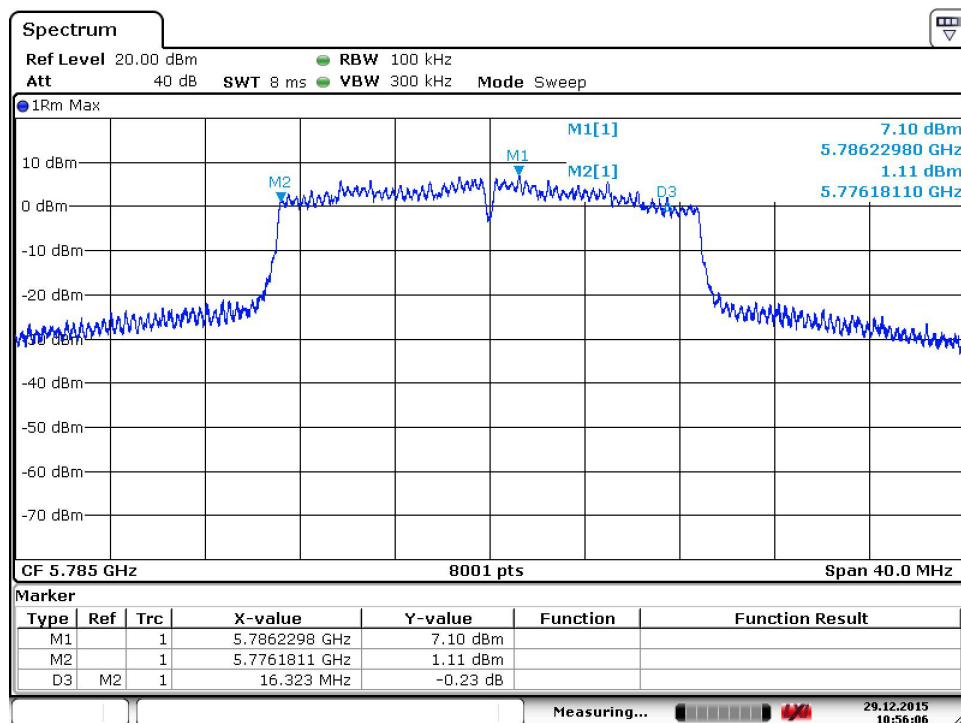
Date: 18.DEC.2015 14:22:37

		1100 E Chalk Creek Road Coalville, UT 84017 (435) 336-4433 FAX (435) 336-4436		6 dB Single Channel Bandwidth	
DNB Job Number:		66044		Date: 22 Dec 2015	
Customer:		Taser International Inc.			
Model Number:		Axon Body 2			
Description:		Body Worn Video Camera			
		801.11n20			
Environmental Conditions					
Ambient Temperature		Relative Humidity		Barometric Pressure	
21 °C		25 %		101.2 kPa	
EUT performed within the requirements of the applicable standard <input checked="" type="checkbox"/> Yes <input type="checkbox"/> No <i>Les Payne</i>					
Channel	Chl Freq (MHz)	6dB BW (kHz)	Limit	Pass/Fail	
Low	5745	17713.000	> 500 kHz	Pass	




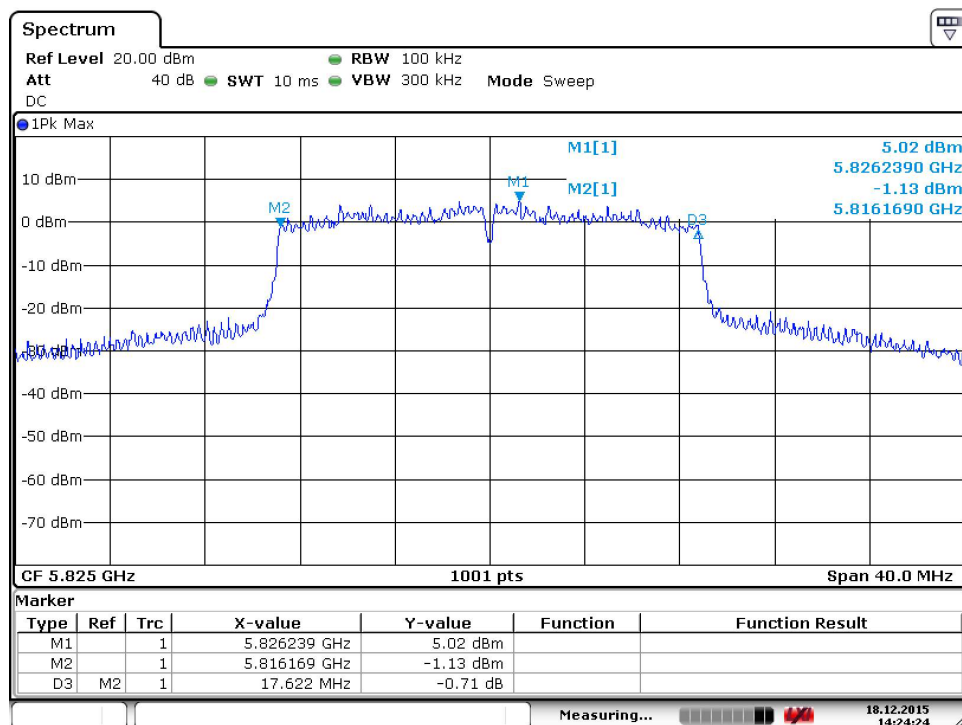
Date: 22.DEC.2015 16:16:03

		1100 E Chalk Creek Road Coalville, UT 84017 (435) 336-4433 FAX (435) 336-4436		6 dB Single Channel Bandwidth	
DNB Job Number:	66044	Date:	29 Dec 2015	Conformance Standard FCC Part 15 Clause 15.247(a,2)	
Customer:	Taser International Inc.				
Model Number:	Axon Body 2				
Description:	Body Worn Video Camera				
	801.11n20				
Environmental Conditions					
Ambient Temperature		Relative Humidity		Barometric Pressure	
21 °C		25 %		101.2 kPa	
EUT performed within the requirements of the applicable standard <input checked="" type="checkbox"/> Yes <input type="checkbox"/> No <i>Les Payne</i>					
Channel	Chl Freq (MHz)	6dB BW (kHz)	Limit	Pass/Fail	
Middle	5785	16323.000	> 500 kHz	Pass	




Date: 29.DEC.2015 10:56:06

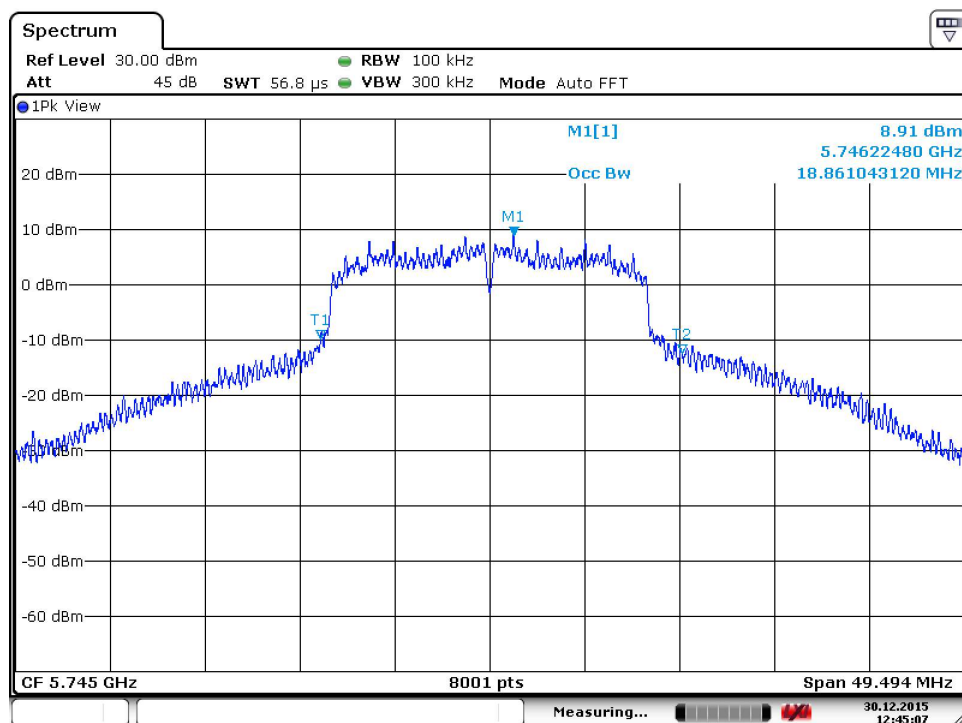
		1100 E Chalk Creek Road Coalville, UT 84017 (435) 336-4433 FAX (435) 336-4436		6 dB Single Channel Bandwidth	
DNB Job Number:		66044		Date: 18 Dec 2015	
Customer:		Taser International Inc.			
Model Number:		Axon Body 2			
Description:		Body Worn Video Camera			
		801.11n20			
Conformance Standard FCC Part 15 Clause 15.247(a,2)					
Environmental Conditions					
Ambient Temperature		Relative Humidity		Barometric Pressure	
21 °C		25 %		101.2 kPa	
EUT performed within the requirements of the applicable standard <input checked="" type="checkbox"/> Yes <input type="checkbox"/> No <i>Les Payne</i>					
Channel	Chl Freq (MHz)	6dB BW (kHz)	Limit	Pass/Fail	
High	5825	17622.000	> 500 kHz	Pass	




Date: 18.DEC.2015 14:24:24

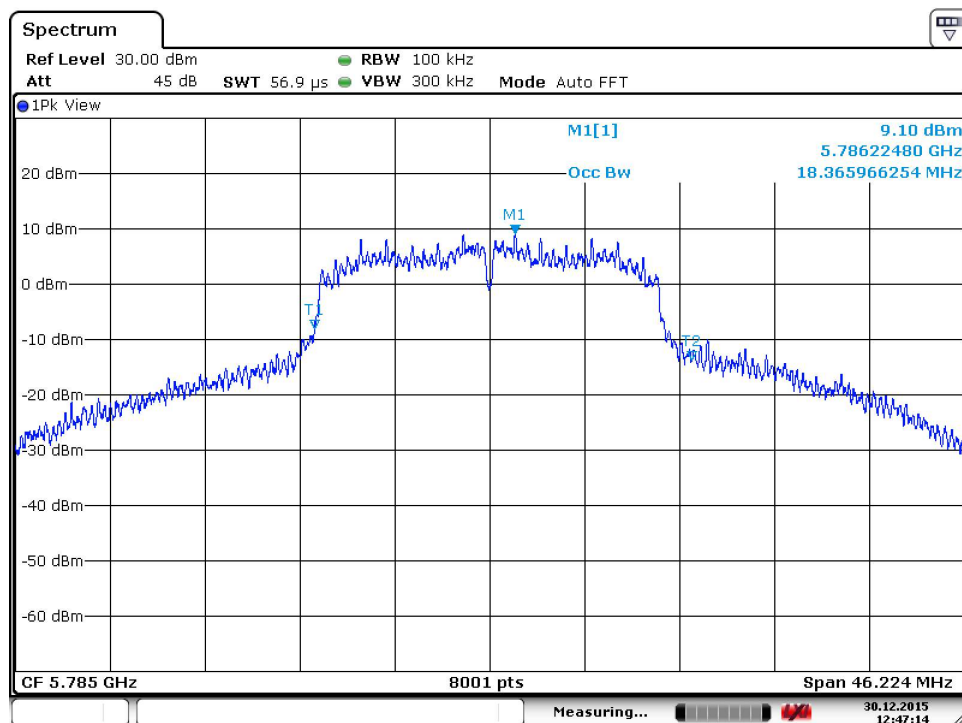
		1100 E Chalk Creek Road Coalville, UT 84017 (435) 336-4433 FAX (435) 336-4436		99% Occupied Bandwidth	
DNB Job Number: 66044		Date: 30 Dec 2015			
Customer: Taser International Inc.					
Model Number: Axon Body 2					
Description: Body Worn Video Camera		801.11a			
Environmental Conditions					
Ambient Temperature		Relative Humidity		Barometric Pressure	
20 °C		22 %		100.8 kPa	
EUT performed within the requirements of the applicable standard <input checked="" type="checkbox"/> Yes <input type="checkbox"/> No <i>Jon Payne</i>					
Channel		Chl Freq (MHz)		99% BW (MHz)	
Low		5745		18.861043	

99% Occupied Bandwidth




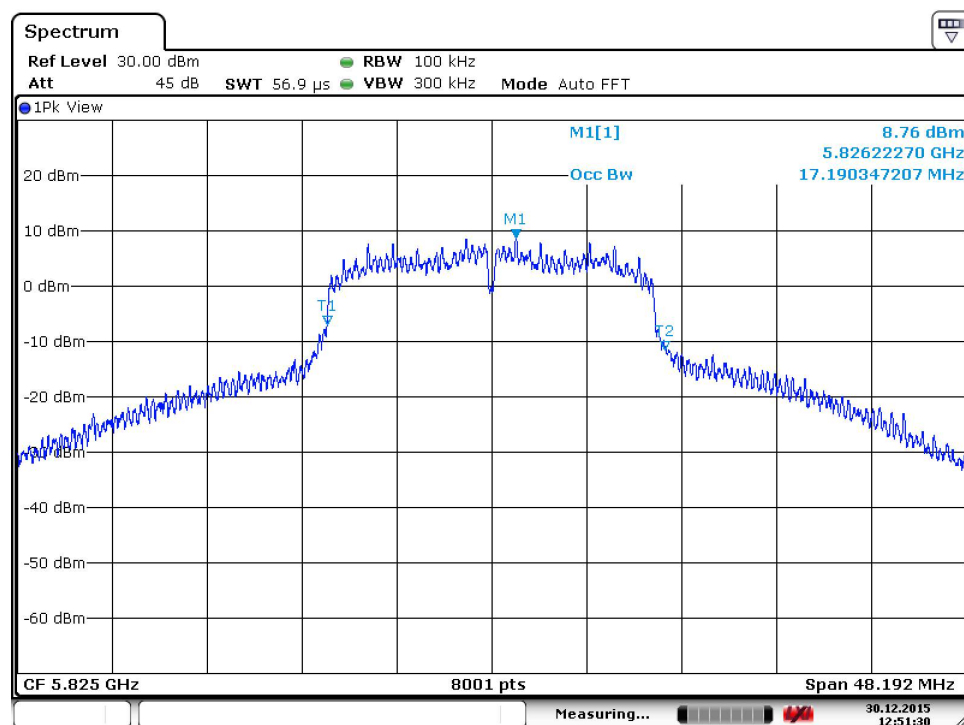
Date: 30.DEC.2015 12:45:07

		1100 E Chalk Creek Road Coalville, UT 84017 (435) 336-4433 FAX (435) 336-4436		99% Occupied Bandwidth	
DNB Job Number:	66044	Date:	30 Dec 2015	Conformance Standard RSS-Gen Clause Section 6.6	
Customer:	Taser International Inc.				
Model Number:	Axon Body 2				
Description:	Body Worn Video Camera				
	801.11a				
Environmental Conditions					
Ambient Temperature		Relative Humidity		Barometric Pressure	
20 °C		22 %		100.8 kPa	
EUT performed within the requirements of the applicable standard <input checked="" type="checkbox"/> Yes <input type="checkbox"/> No <i>Jon Payne</i>					
Channel	Chl Freq (MHz)		99% BW (MHz)		
Middle	5785		18.365966		




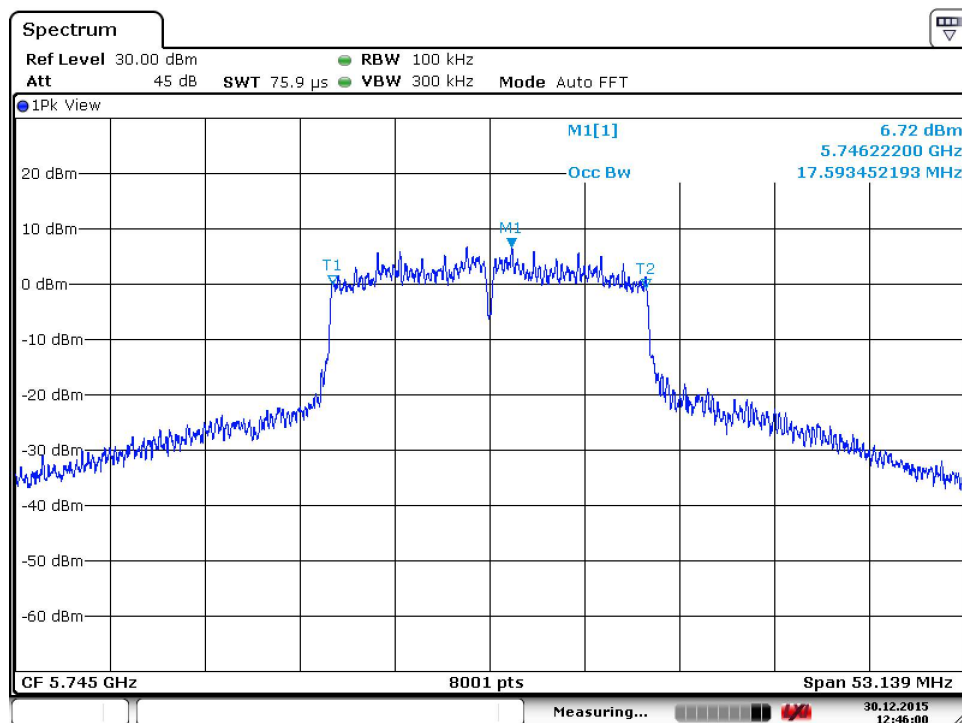
Date: 30.DEC.2015 12:47:14

		1100 E Chalk Creek Road Coalville, UT 84017 (435) 336-4433 FAX (435) 336-4436		99% Occupied Bandwidth	
DNB Job Number:	66044	Date:	30 Dec 2015	Conformance Standard RSS-Gen Clause Section 6.6	
Customer:	Taser International Inc.				
Model Number:	Axon Body 2				
Description:	Body Worn Video Camera				
	801.11a				
Environmental Conditions					
Ambient Temperature		Relative Humidity		Barometric Pressure	
20 °C		22 %		100.8 kPa	
EUT performed within the requirements of the applicable standard <input checked="" type="checkbox"/> Yes <input type="checkbox"/> No <i>Jon Payne</i>					
Channel	Chl Freq (MHz)		99% BW (MHz)		
High	5825		17.190347		




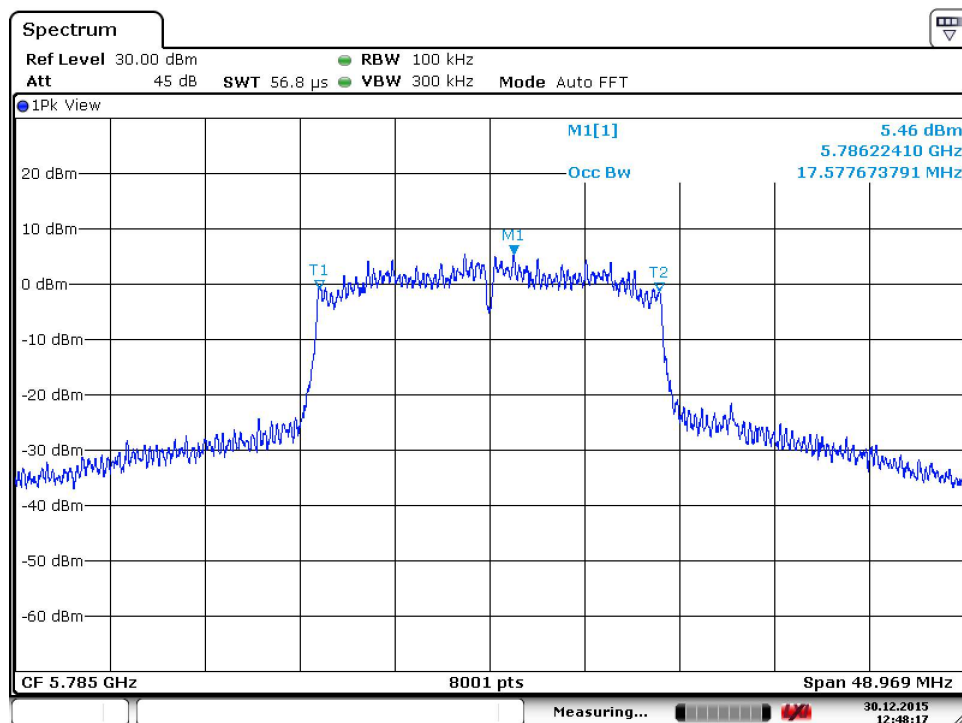
Date: 30.DEC.2015 12:51:30

		1100 E Chalk Creek Road Coalville, UT 84017 (435) 336-4433 FAX (435) 336-4436		99% Occupied Bandwidth	
DNB Job Number:	66044	Date:	30 Dec 2015	Conformance Standard RSS-Gen Clause Section 6.6	
Customer:	Taser International Inc.				
Model Number:	Axon Body 2				
Description:	Body Worn Video Camera				
	801.11n20				
Environmental Conditions					
Ambient Temperature		Relative Humidity		Barometric Pressure	
20 °C		22 %		100.8 kPa	
EUT performed within the requirements of the applicable standard <input checked="" type="checkbox"/> Yes <input type="checkbox"/> No <i>Jon Payne</i>					
Channel	Chl Freq (MHz)		99% BW (MHz)		
Low	5745		17.593452		




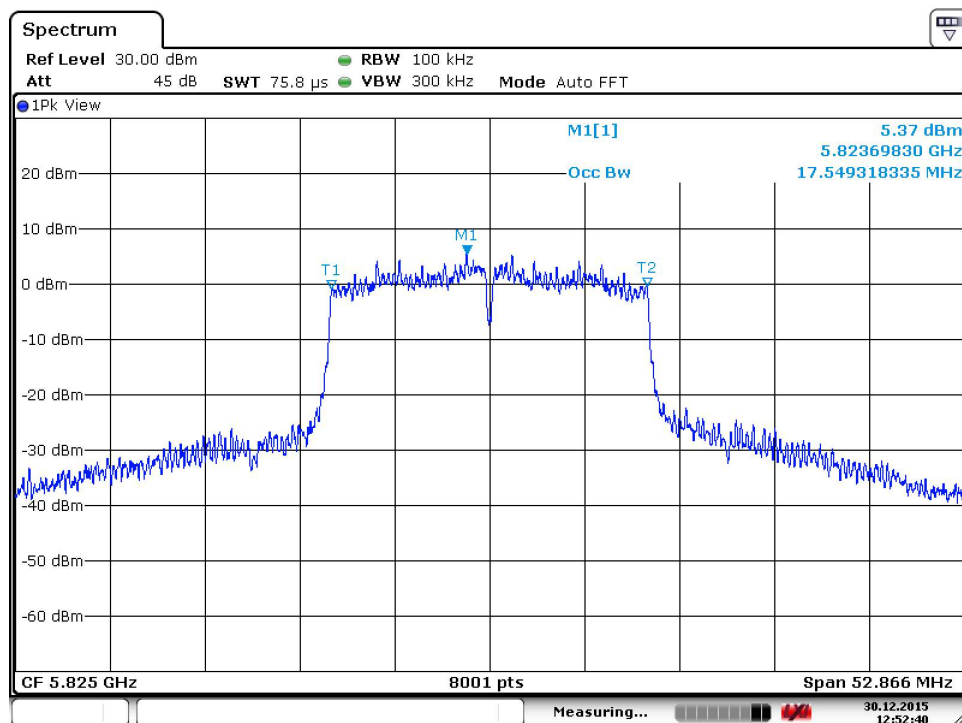
Date: 30.DEC.2015 12:46:00

		1100 E Chalk Creek Road Coalville, UT 84017 (435) 336-4433 FAX (435) 336-4436		99% Occupied Bandwidth	
DNB Job Number:	66044	Date:	30 Dec 2015	Conformance Standard RSS-Gen Clause Section 6.6	
Customer:	Taser International Inc.				
Model Number:	Axon Body 2				
Description:	Body Worn Video Camera				
	801.11n20				
Environmental Conditions					
Ambient Temperature		Relative Humidity		Barometric Pressure	
20 °C		22 %		100.8 kPa	
EUT performed within the requirements of the applicable standard <input checked="" type="checkbox"/> Yes <input type="checkbox"/> No <i>Jon Payne</i>					
Channel	Chl Freq (MHz)		99% BW (MHz)		
Middle	5785		17.577674		



Date: 30.DEC.2015 12:48:17

		1100 E Chalk Creek Road Coalville, UT 84017 (435) 336-4433 FAX (435) 336-4436		99% Occupied Bandwidth	
DNB Job Number:		66044		Date: 30 Dec 2015	
Customer:		Taser International Inc.			
Model Number:		Axon Body 2			
Description:		Body Worn Video Camera			
		801.11n20			
Environmental Conditions					
Ambient Temperature		Relative Humidity		Barometric Pressure	
20 °C		22 %		100.8 kPa	
EUT performed within the requirements of the applicable standard <input checked="" type="checkbox"/> Yes <input type="checkbox"/> No <i>Jon Payne</i>					
Channel		Chl Freq (MHz)		99% BW (MHz)	
High		5825		17.549318	



Date: 30.DEC.2015 12:52:40

15.247 (a,2,b3) Maximum Peak Output Power (Conducted)

Test Procedure: ANSI C63.10-2013

Peak Output Power

Use the following spectrum analyzer settings:

Span = approximately 5 times the 6 B bandwidth, centered on a hopping channel

RBW > the 6 dB bandwidth of the emission being measured

VBW RBW

Sweep = auto

Detector function = peak

Trace = max hold

Allow the trace to stabilize. Use the marker-to-peak function to set the marker to the peak of the emission. The indicated level is the peak output power (see the NOTE above regarding external attenuation and cable loss). The limit is specified in one of the subparagraphs of this Section. Submit this plot. A peak responding power meter may be used instead of a spectrum analyzer.

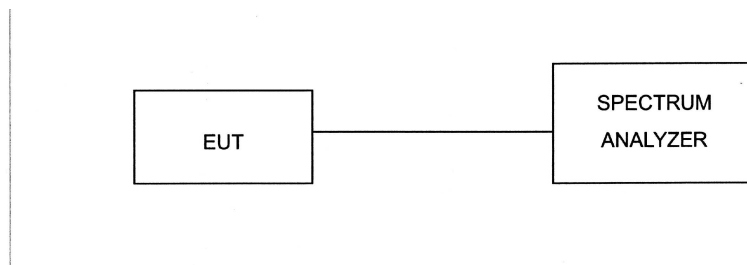
The transmitter output was connected to a spectrum analyzer.


Requirement: The maximum peak output power shall not exceed 1W (30dBm)

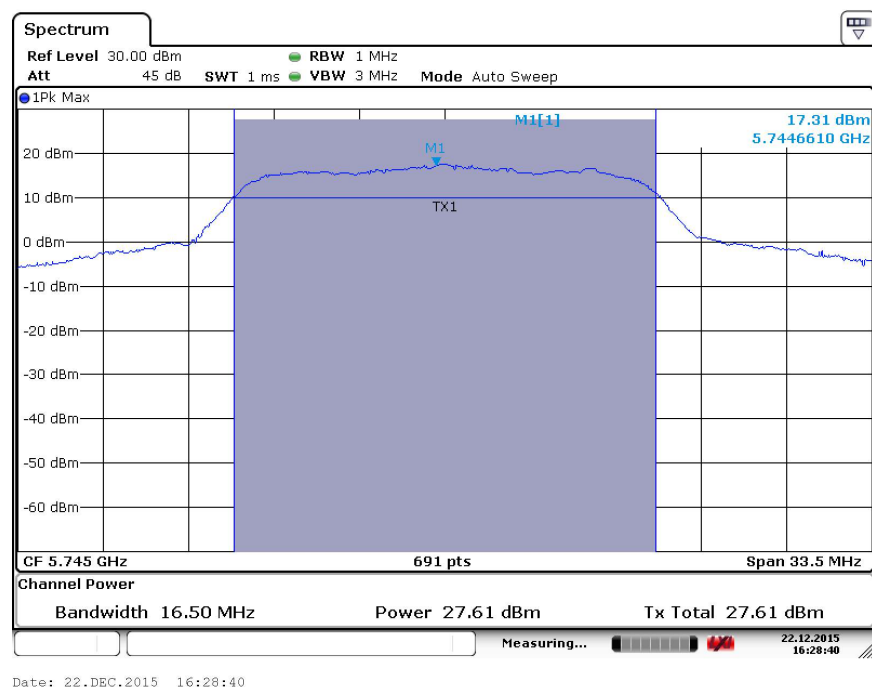
EUT operating conditions:


The software provided by the client to enable the EUT to transmit continuously at the low, mid, and upper channels respectively.

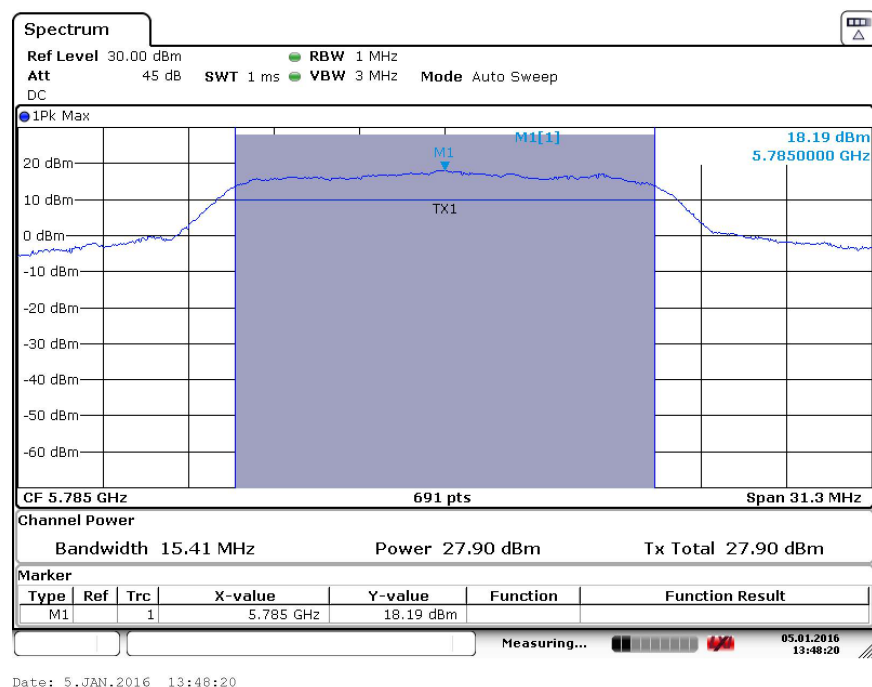
Test Set Up:




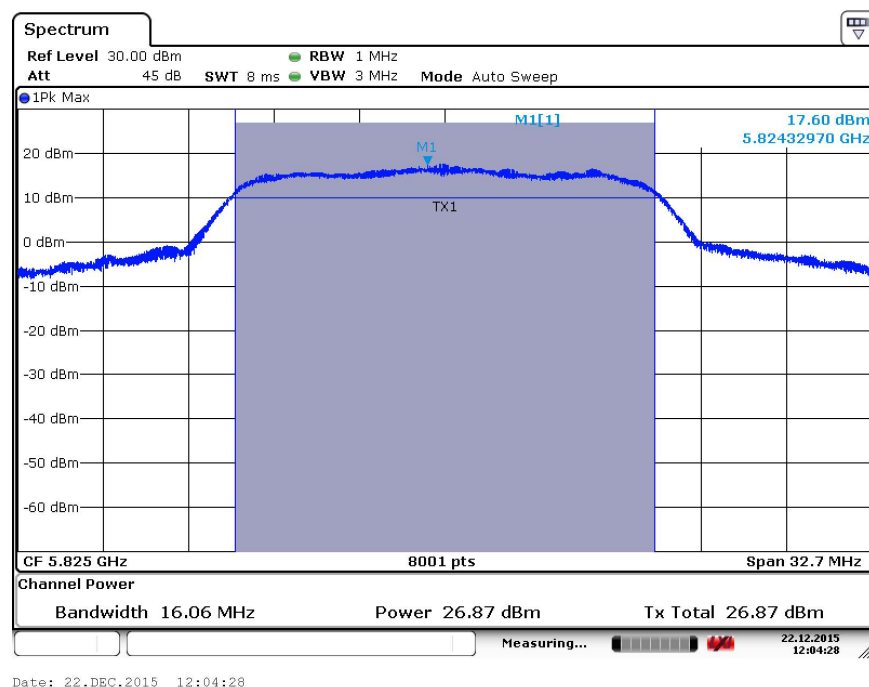
		1100 E Chalk Creek Road Coalville, UT 84017 (435) 336-4433 FAX (435) 336-4436			Peak Output Power (Cond)				
DNB Job Number:		66044			Date:		22 Dec 2015		Conformance Standard FCC Part 15
Customer:		Taser International Inc.							
Model Number:		Axon Body 2							
Description:		Body Worn Video Camera							Clause 15.247(b)
		Low Channel - 801.11a							
Environmental Conditions									
Ambient Temperature			Relative Humidity			Barometric Pressure			
21 °C			25 %			101.2 kPa			
EUT performed within the requirements of the applicable standard <input checked="" type="checkbox"/> Yes <input type="checkbox"/> No <i>Les Payne</i>									
Type	Freq MHz	Meas Peak Pwr (dBm)	Limit (dBm)	Delta (dBm)	Meas Peak Pwr (mW)	Limit (mW)	Delta (mW)	Pass/Fail	
Peak Conducted	5745	17.31	30.00	-12.69	53.827	1000	-946.17	Pass	
Channel Power	5745	27.61	30.00	-2.39	576.77	1000	-423.23	Pass	




		1100 E Chalk Creek Road Coalville, UT 84017 (435) 336-4433 FAX (435) 336-4436		Peak Output Power (Cond)				
DNB Job Number:	66044	Date:	6 Jan 2016	Conformance Standard FCC Part 15 Clause 15.247(b)				
Customer:	Taser International Inc.							
Model Number:	Axon Body 2							
Description:	Body Worn Video Camera							
	Middle Channel - 801.11a							
Environmental Conditions								
Ambient Temperature		Relative Humidity		Barometric Pressure				
21 °C		25 %		101.2 kPa				
EUT performed within the requirements of the applicable standard <input checked="" type="checkbox"/> Yes <input type="checkbox"/> No <i>Jon Payne</i>								
Type	Freq MHz	Meas Peak Pwr (dBm)	Limit (dBm)	Delta (dBm)	Meas Peak Pwr (mW)	Limit (mW)	Delta (mW)	Pass/Fail
Peak Conducted	5785	18.19	30.00	-11.81	65.917	1000	-934.08	Pass
Channel Power	5785	27.90	30.00	-2.1	616.60	1000	-383.4	Pass



		1100 E Chalk Creek Road Coalville, UT 84017 (435) 336-4433 FAX (435) 336-4436			Peak Output Power (Cond)				
DNB Job Number:		66044			Date:		22 Dec 2015		Conformance Standard FCC Part 15
Customer:		Taser International Inc.							
Model Number:		Axon Body 2							
Description:		Body Worn Video Camera							Clause 15.247(b)
		High Channel - 801.11a							
Environmental Conditions									
Ambient Temperature			Relative Humidity			Barometric Pressure			
21 °C			25 %			101.2 kPa			
EUT performed within the requirements of the applicable standard <input checked="" type="checkbox"/> Yes <input type="checkbox"/> No <i>Jon Payne</i>									
Type	Freq MHz	Meas Peak Pwr (dBm)	Limit (dBm)	Delta (dBm)	Meas Peak Pwr (mW)	Limit (mW)	Delta (mW)	Pass/Fail	
Peak Conducted	5825	17.60	30.00	-12.4	57.544	1000	-942.46	Pass	
Channel Power	5825	26.87	30.00	-3.13	486.41	1000	-513.59	Pass	



		1100 E Chalk Creek Road Coalville, UT 84017 (435) 336-4433 FAX (435) 336-4436			Peak Output Power (Cond)				
DNB Job Number:		66044			Date:		22 Dec 2015		Conformance Standard FCC Part 15
Customer:		Taser International Inc.							
Model Number:		Axon Body 2							
Description:		Body Worn Video Camera							Clause 15.247(b)
		Low Channel - 801.11n20							
Environmental Conditions									
Ambient Temperature			Relative Humidity			Barometric Pressure			
21 °C			25 %			101.2 kPa			
EUT performed within the requirements of the applicable standard <input checked="" type="checkbox"/> Yes <input type="checkbox"/> No <i>Jon Payne</i>									
Type	Freq MHz	Meas Peak Pwr (dBm)	Limit (dBm)	Delta (dBm)	Meas Peak Pwr (mW)	Limit (mW)	Delta (mW)	Pass/Fail	
Peak Conducted	5745	16.20	30.00	-13.8	41.687	1000	-958.31	Pass	
Channel Power	5745	25.83	30.00	-4.17	382.82	1000	-617.18	Pass	

