



# Photos

---

**Radio parameter test of MRIE  
according to FCC and IC requirements**

**Performed for GN Hearing A/S**

Page 1 of 10

This exhibit is an extract of

DELTA Test Report A507260-8  
DANAK-1911488  
Dated 28 July 2011

containing only the photos of the test set-ups

**DELTA**  
Venlighedsvej 4  
2970 Hørsholm  
Denmark  
  
Tel. +45 72 19 40 00  
Fax +45 72 19 40 01  
[www.delta.dk](http://www.delta.dk)  
VAT No. 12275110




Photo 4.2.1 Test setup regarding measurement of radiated emission.




Photo 4.2.2 Test setup regarding measurement of radiated emission.




Photo 4.2.3 Test setup regarding measurement of radiated emission.




Photo 4.2.4 Test setup regarding measurement of radiated emission.





Photo 4.2.5 Test setup regarding measurement of radiated emission.




Photo 4.3.4 Test setup regarding measurement of field strength of fundamental.



Photo 4.3.5 Test setup regarding measurement of field strength of fundamental.



Photo 4.4.6 Test setup regarding measurement of 20 dB bandwidth.




Photo 4.4.7 Test setup regarding measurement of 20 dB bandwidth.






Photo 4.5.8 Test setup regarding measurement of band edge compliance.




Photo 4.5.9 Test setup regarding measurement of band edge compliance.



Photo 4.6.10 Test setup regarding measurement of occupied bandwidth, IC.




Photo 4.6.11 Test setup regarding measurement of occupied bandwidth, IC.






Photo 4.7.12 Test setup regarding measurement of radiated emission, Rx, IC.




Photo 4.7.13 Test setup regarding measurement of RX radiated emission, Rx, IC.




Photo 4.7.3 Test setup regarding measurement of radiated emission, Rx, IC.