



Photos

Radio parameter test of LO85 according to FCC and IC specifications

Performed for GN Hearing A/S

Page 1 of 13

This exhibit is an extract of

DELTA Test Report T206529-4
DANAK-19/14003
28 March 2014

containing only the photos of the test set-ups

DELTA
Venlighedsvej 4
2970 Hørsholm
Denmark

Tel. +45 72 19 40 00
Fax +45 72 19 40 01
www.delta.dk
VAT No. 12275110



Photo 4.3.1 Test setup regarding measurement of radiated emission (below 1 GHz).




Photo 4.3.2 Test setup regarding measurement of radiated emission (below 1 GHz).



Photo 4.4.1 Test setup regarding measurement of radiated emission (below 1 GHz).




Photo 4.4.2 Test setup regarding measurement of radiated emission (below 1 GHz).



Photo 4.5.1 Test setup regarding measurement of radiated emission (above 1 GHz)




Photo 4.5.2 Test setup regarding measurement of radiated emission (above 1 GHz)



Photo 4.6.1 Test setup regarding measurement of radiated emission (above 1 GHz)




Photo 4.6.2 Test setup regarding measurement of radiated emission (above 1 GHz)



Photo 4.7.1 Test setup regarding measurement of field strength of fundamental.




Photo 4.7.2 Test setup regarding measurement of field strength of fundamental.



Photo 4.8.1 Test setup regarding measurement of field strength of fundamental.



Photo 4.8.2 Test setup regarding measurement of field strength of fundamental.




Photo 4.9.1 Test setup regarding measurement of 20 dB bandwidth



Photo 4.9.2 Test setup regarding measurement of 20 dB bandwidth




Photo 4.10.1 Test setup regarding measurement of 20 dB bandwidth



Photo 4.10.2 Test setup regarding measurement of 20 dB bandwidth




Photo 4.11.1 Test setup regarding measurement of band edge compliance.



Photo 4.11.2 Test setup regarding measurement of band edge compliance.




Photo 4.12.1 Test setup regarding measurement of band edge compliance.



Photo 4.12.2 Test setup regarding measurement of band edge compliance.




Photo 4.13.1 Test setup regarding measurement of occupied bandwidth, IC, GN radio



Photo 4.13.2 Test setup regarding measurement of occupied bandwidth, IC, GN radio




Photo 4.14.1 Test setup regarding measurement of occupied bandwidth, IC, Bluetooth LE radio



Photo 4.14.2 Test setup regarding measurement of occupied bandwidth, IC, Bluetooth LE radio