

F C C - TEST REPORT

REPORT NO.: 51561

FCC – Test Report**No. 51561**

Date: 2008-12-19

Page 2 of 14

**FCC listed testlab
acc. to Section 2.948 of the FCC - Rules****Product** : Electronic Ballast**Product Class** : Part 18 Consumer Device**Brand Name** : --**Model** : YC-322515E-1-35**Importer** : JIANGMEN PENGJIANG YUCHENG
ELECTRICAL APPLIANCES LIMITED
CORPORATION**FCC ID No.** : WZMYC-15E-1-35

FCC – Test Report**No. 51561**

Date: 2008-12-19

Page 3 of 14

TABLE OF CONTENTS

1. Cover sheet
2. Introduction
3. Table of Contents
4. Laboratory Report
5. Test Location and Summary of Test Results
6. Test Equipment List
- 7-8. Radiated Emission Test Configuration
9. Conducted Emission Test Configuration
10. Test Procedure
11. Test Results
- 12-13. Measurement Data – Conducted Emission
14. Photograph of the Sample

FCC – Test Report

Date: 2008-12-19

No. 51561

Page 4 of 14

LABORATORY - REPORT

APPLICANT: JIANGMEN PENGJIANG YUCHENG ELECTRICAL APPLIANCES
ADDRESS: LIMITED CORPORATION
Xiacun Developing District, Hetang Town
Pengjiang District, Jiangmen
Guangdong, China

DATE OF SAMPLE RECEIVED: 2008-12-13

DATE OF TESTING: 2008-12-19

DESCRIPTION OF SAMPLE:



Product: Electronic Ballast
(Connected to one fluorescent lamp type : T5 35W)
Product class: Part 18 Consumer Device
Model no.: YC-322515E-1-35
FCC ID number: WZMYC-15E-1-35
Rating: AC 120V 60Hz

CONDITION OF TEST SAMPLE: The received samples were under good condition.

INVESTIGATIONS REQUESTED: Measurements to the relevant clauses of F.C.C. Rules and Regulations
Part 18 – Industrial, Scientific, and Medical Equipment

RESULTS: See the attached test sheets

CONCLUSIONS: From the measurement data obtained, the tested sample was considered to have **COMPLIED** with the requirements for the relevant clauses of Federal Communications Commission Rules as specified above.


Authorized Signature

FCC – Test Report

No. 51561

Date: 2008-12-19

Page 5 of 14

Test Location

International Electrical Certification Centre Ltd.
Units 602-605, 31 Lok Yip Road, On Lok Tsuen, Fanling, N.T., Hong Kong
Tel : +852 23052570
Fax : +852 27564480
Email : info@iecc.com.hk

Summary of Test Results

Radiated Emission:

Test result: N.A.
Test data: N.A.

Conducted Emission:

Test result: O.K.
Test data: See attached data sheet

FCC – Test Report

No. 51561

Date: 2008-12-19

Page 6 of 14

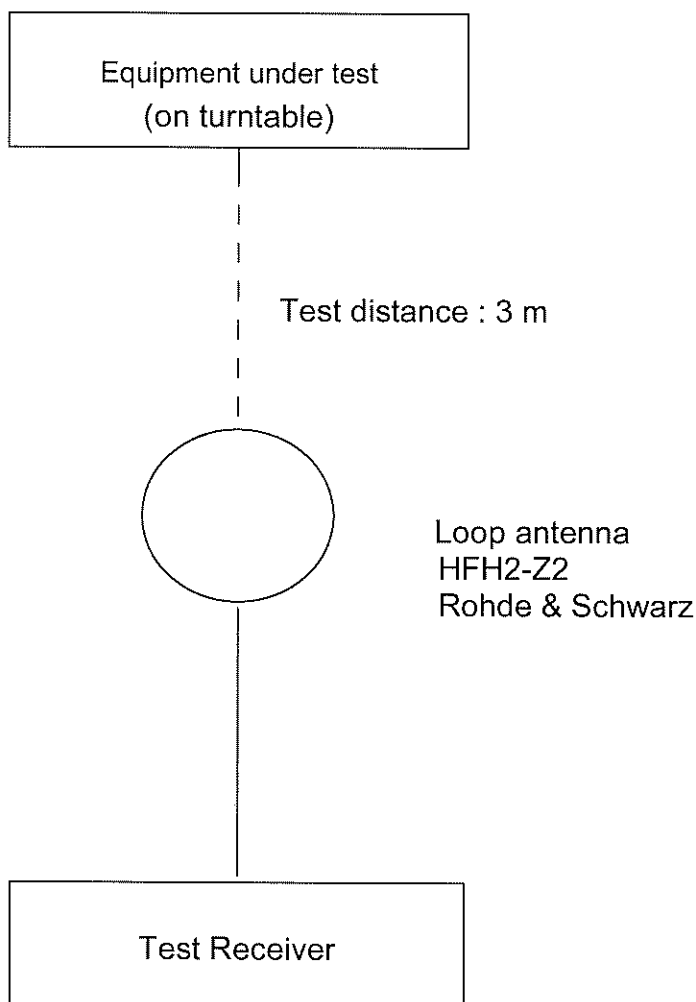
TEST EQUIPMENT LIST

| Equipment | Manufacturer | Model | Serial No. | Last Calibration Date | Next Calibration Date |
|---------------------------------|-----------------|-----------|------------|-----------------------|-----------------------|
| Test Receiver | Rohde & Schwarz | ESCS 30 | 100388 | 26/8/2008 | 25/8/2009 |
| Artificial Mains Network (LISN) | Schwarzbeck | NSLK 8127 | 8127312 | 02/12/2008 | 01/12/2009 |
| Impulse Limiter | Rohde & Schwarz | ESH-3-Z2 | -- | 30/03/2007 | 29/03/2009 |

FCC – Test Report**No. 51561**

Date: 2008-12-19

Page 7 of 14

Radiated Emission Test Setup (3 m distance) (9kHz - 30MHz)

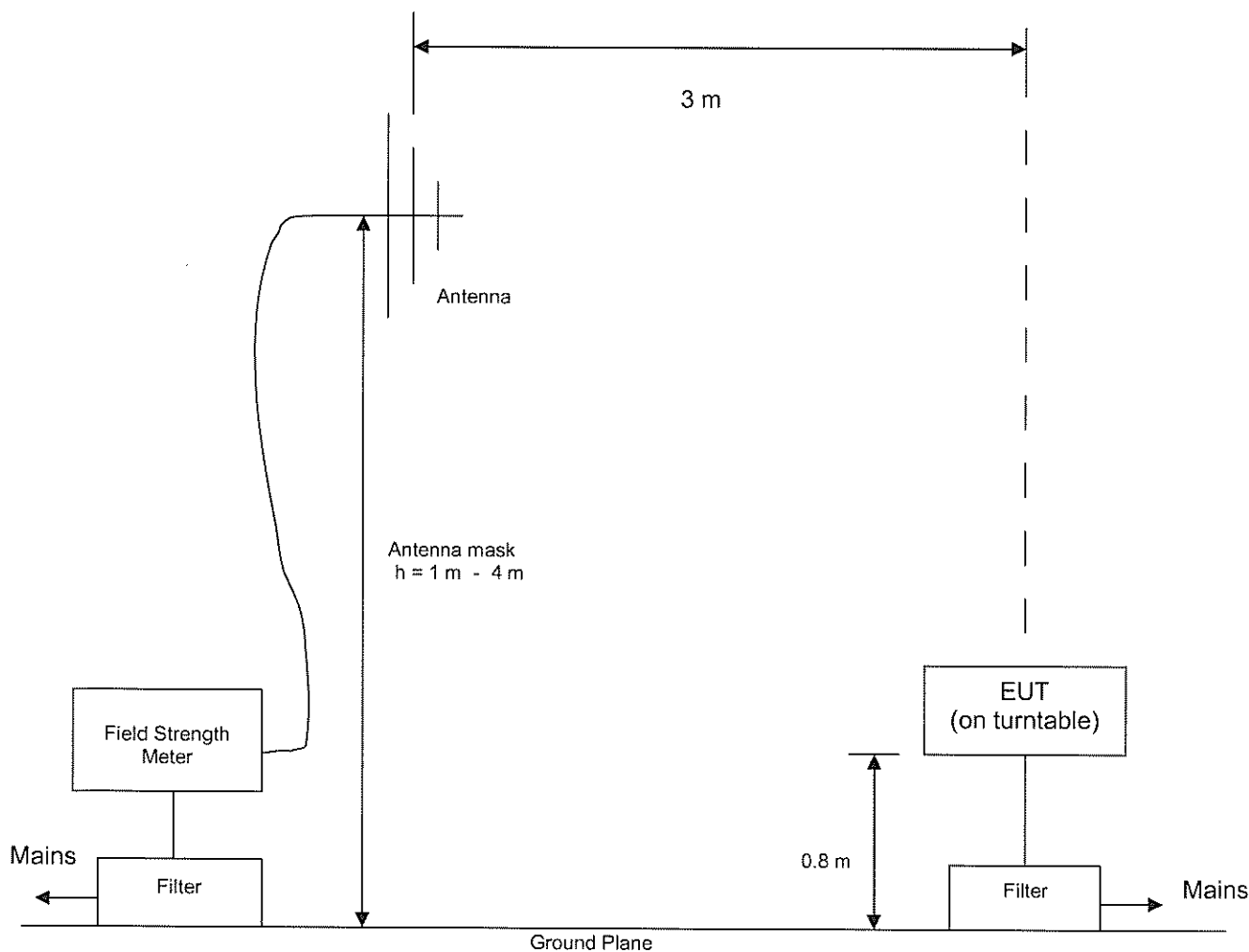
FCC – Test Report

No. 51561

Date: 2008-12-19

Page 8 of 14

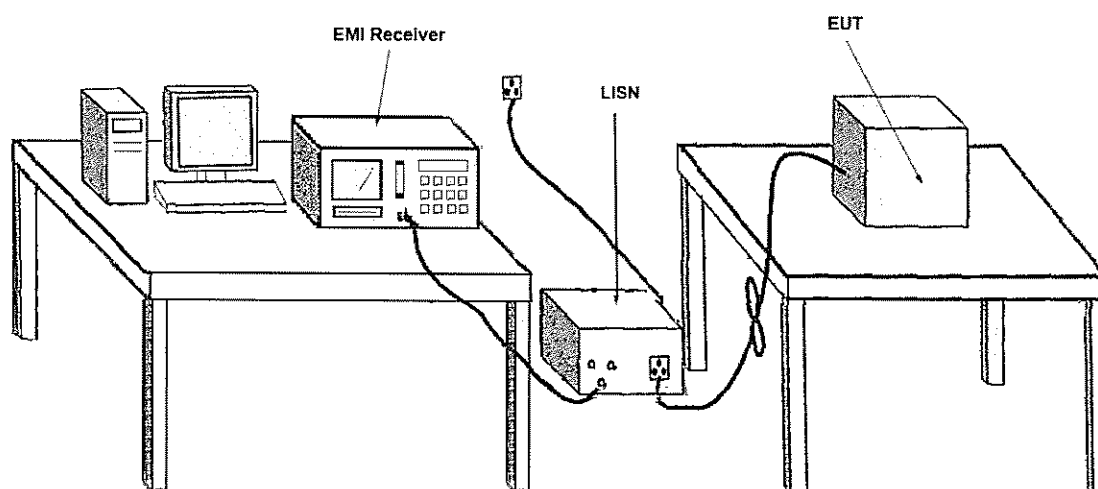
Radiated Emission Test Setup (3 m distance) (> 30MHz)



FCC – Test Report**No. 51561**

Date: 2008-12-19

Page 9 of 14

Conducted Emission Test Setup

1. The above measurement is made in a shielded room.
2. The EUT is placed on a wooden table (0.8 m high) which is located in front of an earth grounded conducting wall over 2 meters square.
3. The EUT is placed 40 cm from the earth grounded conducting wall and at least 80 cm from any other earthed conducting surface.
4. The flexible power cable of the EUT is plugged into the LISN for measurement.
5. The length of the power cable in excess of 80 cm separating the EUT from the LISN is folded back and forth so as to form a bundle not exceeding 30 to 40 cm in length.
6. The LISN ground is adequately bonded to the earth grounded conducting wall.

FCC – Test Report**No. 51561**

Date: 2008-12-19

Page 10 of 14

Test Procedure**Radiated Emission :**

According to Section 18.309, for products with operation frequency below 1.705 MHz, field strength measurements are conducted up to 30MHz. No field strength limits is specified in Section 18.305 for measurements below 30MHz.

In view of the above, since the test model is operated at 20 – 55 kHz, no field strength measurement is required.

Note : The Open Area Test Site located at IECC was placed on file with the FCC Pursuant to Section 2.948 of the FCC Rules (FCC Registration No. : 97774).

Conducted Emission :

The EUT was tested according to FCC Measurement Procedure MP-5 for the requirements of FCC Part 18 Subpart C Section 18.307.

During the test, the sample was placed on a wooden table and operated with one fluorescent lamp (T5 35W) with supply at rated AC voltage (i.e. AC120V 60Hz) via the LISN. The table is 0.8 meter above the floor. The LISN was connected to the test receiver for conducted emission measurement (450kHz – 30MHz). The measurement was conducted after the fluorescent lamps were turned on for more than 30 minutes for warm up purpose.

FCC – Test Report**No. 51561**

Date: 2008-12-19

Page 11 of 14

Test Results**Conducted Emission :**

Test Requirement: FCC Part 18 Subpart C Section 18.307

Test Method: FCC Measurement Procedure MP-5

Frequency Range: 450kHz – 30MHz

Class: Class B

Detector: Quasi-Peak

Refer to page 12 - 13 for measurement data.



ISM 1 / 2

Interference Voltage 450 KHz - 30 MHz

acc. FCC PART 18 Subpart C Section 18.307 (c)

Cabin 1

Model: YC-322515E-1-35

Spl./Ser.No.: 01/--

Client : YUCHENG ELECTRICAL

Product: ELECTRONIC BALLAST

IECC-No.: 51561

Date: 19 Dec 2008

Test equipment:

Rohde & Schwarz ESCS30

Schwarzbeck NSLK8127

Connected sets:

TEST W/ T5 35W*1

Operating mode:

LIGHT ON
(L)
--

RFI suppression parts:


--

* two dB safety margin for
type approval necessary

Operator: KT

Result: *ok*

IECC





ISM 1 / 2

Interference Voltage 450 KHz - 30 MHz

acc. FCC PART 18 Subpart C Section 18.307 (c)

Cabin 1

Model: YC-322515E-1-35

Spl./Ser.No.: 01/--

Client : YUCHENG ELECTRICAL

Product: ELECTRONIC BALLAST

IECC-No.: 51561

Date: 19 Dec 2008

Test equipment:

Rohde & Schwarz ESCS30

Schwarzbeck NSLK8127

Connected sets:

TEST W/ T5 35W*1

Operating mode:

LIGHT ON
(N)

RFI suppression parts:

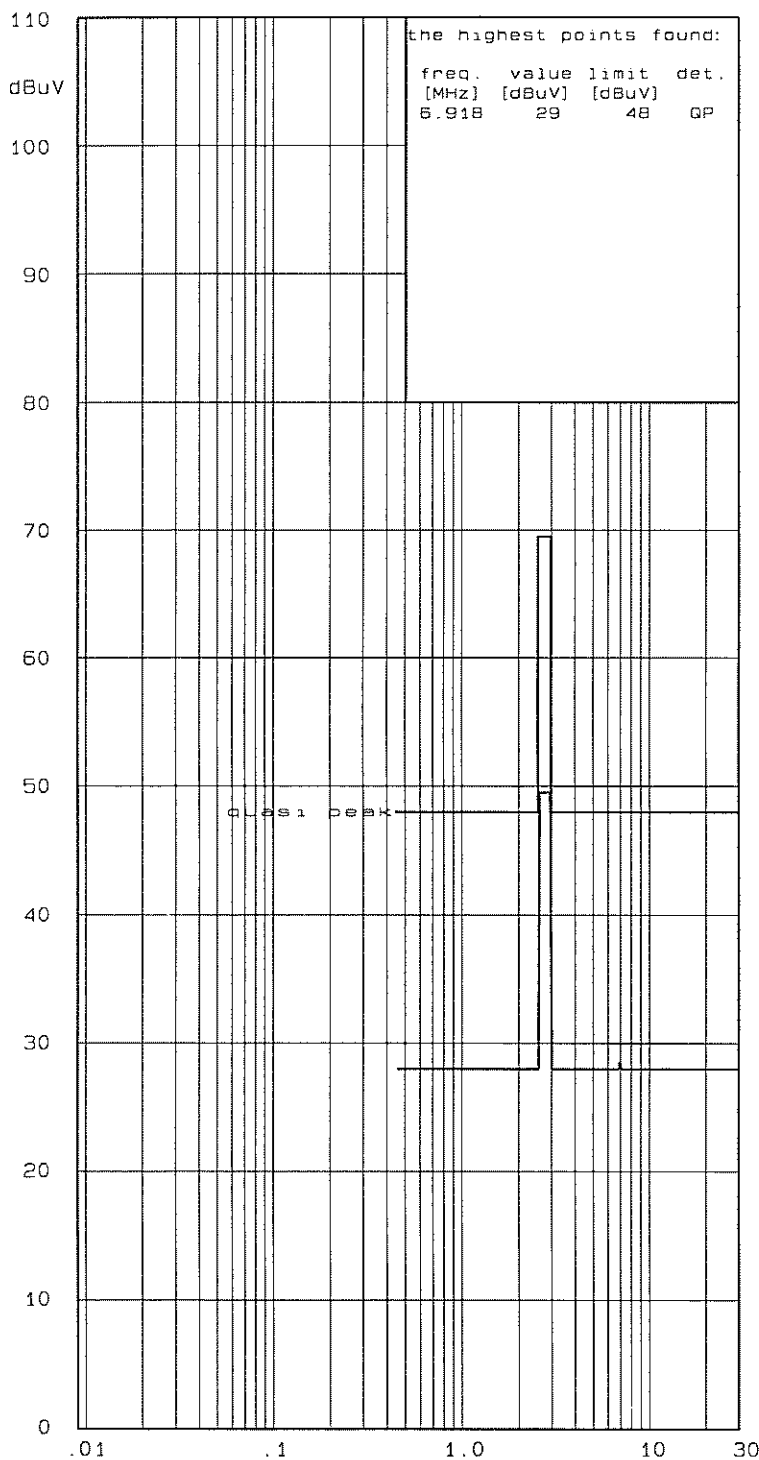
* two dB safety margin for
type approval necessary

Operator: KT

Result:

6h

IECC



FCC – Test Report**No. 51561**

Date: 2008-12-19

Page 14 of 14

PHOTOGRAPH OF THE SAMPLE