



SGS-CSTC Standards Technical Services Co., Ltd. Shenzhen Branch

SZSAR-TRF-01 Rev. A/0 May15,2023

Report No.: SZCR250500221413

Page: 1 of 22

Power Density Measurement Report

Application No.: SZCR2505002214WM
Applicant: Sonim Technologies, Inc.
Manufacturer: Sonim Technologies, Inc.
EUT Description: Smartphone
Model No.: X800
FCC ID: WYPS6002
Standards: FCC 47CFR §2.1093
Date of Receipt: 2025/05/28
Date of Test: 2025/06/16
Date of Issue: 2025/06/18
Test conclusion: **PASS ***

*In the configuration tested, the EUT detailed in this report complied with the standards specified above.

Kenx. Xu

Keny Xu

EMC Laboratory Manager



Unless otherwise agreed in writing, this document is issued by the Company subject to its General Conditions of Service printed overleaf, available on request or accessible at <https://www.sgs.com/en/Terms-and-Conditions>. Attention is drawn to the limitation of liability, indemnification and jurisdiction issues defined therein. Any holder of this document is advised that information contained hereon reflects the Company's findings at the time of its intervention only and within the limits of Client's instructions, if any. The Company's sole responsibility is to its Client and this document does not exonerate parties to a transaction from exercising all their rights and obligations under the transaction documents. This document cannot be reproduced except in full, without prior written approval of the Company. Any unauthorized alteration, forgery or falsification of the content or appearance of this document is unlawful and offenders may be prosecuted to the fullest extent of the law. Unless otherwise stated the results shown in this test report refer only to the sample(s) tested and such sample(s) are retained for 30 days only.

Attention: To check the authenticity of testing / inspection report & certificate, please contact us at telephone: (86-755) 8307 1443, or email: CN.Doccheck@sgs.com

No.1 Workshop, M-10, Middle Section, Science & Technology Park, Nanshan District, Shenzhen, Guangdong, China 518057 t (86-755) 26012053 www.ssgroup.com.cn
中国·广东·深圳市南山区科技园中区M-10栋1号厂房 邮编: 518057 t (86-755) 26012053 sgs.china@sgs.com

Member of the SGS Group (SGS SA)



SGS-CSTC Standards Technical Services Co., Ltd. Shenzhen Branch

SZSAR-TRF-01 Rev. A/0 May15,2023

Report No.: SZCR250500221413

Page: 2 of 22

Revision History			
Report Number	Revision	Description	Issue Date
SZCR250500221413	01	Original	2025/06/18

Authorized for issue by:				
		Calvin Weng		
		Calvin Weng / Project Engineer		
		Eric Fu		
		Eric Fu / Reviewer		



SGS-CSTC Standards Technical Services Co., Ltd.
Shenzhen Branch / Shenzhen Wireless Laboratory

Unless otherwise agreed in writing, this document is issued by the Company subject to its General Conditions of Service printed overleaf, available on request or accessible at <https://www.sgs.com/en/Terms-and-Conditions>. Attention is drawn to the limitation of liability, indemnification and jurisdiction issues defined therein. Any holder of this document is advised that information contained hereon reflects the Company's findings at the time of its intervention only and within the limits of Client's instructions, if any. The Company's sole responsibility is to its Client and this document does not exonerate parties to a transaction from exercising all their rights and obligations under the transaction documents. This document cannot be reproduced except in full, without prior written approval of the Company. Any unauthorized alteration, forgery or falsification of the content or appearance of this document is unlawful and offenders may be prosecuted to the fullest extent of the law. Unless otherwise stated the results shown in this test report refer only to the sample(s) tested and such sample(s) are retained for 30 days only.
Attention: To check the authenticity of testing /inspection report & certificate, please contact us at telephone: (86-755) 8307 1443, or email: CN.Doccheck@sgs.com

No.1 Workshop, M-10, Middle Section, Science & Technology Park, Nanshan District, Shenzhen, Guangdong, China 518057 t (86-755) 26012053 www.sgs.com.cn
中国·广东·深圳市南山区科技园中区M-10栋1号厂房 邮编: 518057 t (86-755) 26012053 sgs.china@sgs.com

Member of the SGS Group (SGS SA)



SGS-CSTC Standards Technical Services Co., Ltd. Shenzhen Branch

SZSAR-TRF-01 Rev. A/0 May15,2023

Report No.: SZCR250500221413

Page: 3 of 22

TEST SUMMARY

Frequency Band	Measured PD(W/m ²)	Reported PD (W/m ²)
n260	4.83	9.73
n261	4.89	9.73
PD Limit	10.0	

Note:

According to the manufacturer's statement, perform verification testing in the original report (original report number SZCR240300076713) and select the worst position for verification.

The worst case is presented by selecting the maximum value from the original report (report number SZCR240300076713) and this report (report number SZCR250500221413).

Please refer to section 4 of the report for the experimental values of this experiment.



Unless otherwise agreed in writing, this document is issued by the Company subject to its General Conditions of Service printed overleaf, available on request or accessible at <https://www.sgs.com/en/Terms-and-Conditions>. Attention is drawn to the limitation of liability, indemnification and jurisdiction issues defined therein. Any holder of this document is advised that information contained hereon reflects the Company's findings at the time of its intervention only and within the limits of Client's instructions, if any. The Company's sole responsibility is to its Client and this document does not exonerate parties to a transaction from exercising all their rights and obligations under the transaction documents. This document cannot be reproduced except in full, without prior written approval of the Company. Any unauthorized alteration, forgery or falsification of the content or appearance of this document is unlawful and offenders may be prosecuted to the fullest extent of the law. Unless otherwise stated the results shown in this test report refer only to the sample(s) tested and such sample(s) are retained for 30 days only.
Attention: To check the authenticity of testing /inspection report & certificate, please contact us at telephone: (86-755) 8307 1443, or email: CN.Doccheck@sgs.com

No.1 Workshop, M-10, Middle Section, Science & Technology Park, Nanshan District, Shenzhen, Guangdong, China 518057 t (86-755) 26012053 www.sgsgroup.com.cn
中国·广东·深圳市南山区科技园中区M-10栋1号厂房 邮编: 518057 t (86-755) 26012053 sgs.china@sgs.com

Member of the SGS Group (SGS SA)



SGS-CSTC Standards Technical Services Co., Ltd. Shenzhen Branch

SZSAR-TRF-01 Rev. A/0 May15,2023

Report No.: SZCR250500221413

Page: 4 of 22

CONTENTS

1	GENERAL INFORMATION	5
1.1	DETAILS OF CLIENT	5
1.2	TEST LOCATION	5
1.3	GENERAL DESCRIPTION OF EUT	6
1.4	TEST SPECIFICATION	7
1.5	RF EXPOSURE LIMIT FOR ABOVE 6GHZ	8
2	SYSTEM DESCRIPTION AND SETUP	9
2.1	POWER DENSITY MEASUREMENT SYSTEM	9
2.2	EUMMWAVE PROBE	10
2.3	SCAN CONFIGURATION	11
3	SYSTEM VERIFICATION PROCEDURE	12
3.1	PD TEST SYSTEM VERIFICATION	12
3.2	PD SYSTEM VERIFICATION RESULTS	14
3.3	DETAILED SYSTEM CHECK RESULTS	14
4	MEASUREMENT DATA	15
5	5G NR + LTE + WLAN + BT SIM-TX ANALYSIS	17
5.1	SIMULTANEOUS-TX ANALYSIS	18
5.2	SIMULTANEOUS TRANSMISSION ANALYSIS FOR WiFi/BT + 5G NR	19
6	EQUIPMENT LIST	20
7	MEASUREMENT UNCERTAINTY	21
8	CALIBRATION CERTIFICATE	22
9	PHOTOGRAPHS	22
APPENDIX A: DETAILED SYSTEM CHECK RESULTS		22
APPENDIX B: DETAILED TEST RESULTS		22
APPENDIX C: CALIBRATION CERTIFICATE		22
APPENDIX D: PHOTOGRAPHS		22



Unless otherwise agreed in writing, this document is issued by the Company subject to its General Conditions of Service printed overleaf, available on request or accessible at <https://www.sgs.com/en/Terms-and-Conditions>. Attention is drawn to the limitation of liability, indemnification and jurisdiction issues defined therein. Any holder of this document is advised that information contained hereon reflects the Company's findings at the time of its intervention only and within the limits of Client's instructions, if any. The Company's sole responsibility is to its Client and this document does not exonerate parties to a transaction from exercising all their rights and obligations under the transaction documents. This document cannot be reproduced except in full, without prior written approval of the Company. Any unauthorized alteration, forgery or falsification of the content or appearance of this document is unlawful and offenders may be prosecuted to the fullest extent of the law. Unless otherwise stated the results shown in this test report refer only to the sample(s) tested and such sample(s) are retained for 30 days only.
Attention: To check the authenticity of testing /inspection report & certificate, please contact us at telephone: (86-755) 8307 1443, or email: CN.Doccheck@sgs.com

SGS-CSTC Standards Technical Services Co., Ltd.
Shenzhen Branch Wireless Laboratory

No.1 Workshop, M-10, Middle Section, Science & Technology Park, Nanshan District, Shenzhen, Guangdong, China 518057 t (86-755) 26012053 www.sgs.com.cn
中国·广东·深圳市南山区科技园中区M-10栋1号厂房 邮编: 518057 t (86-755) 26012053 sgs.china@sgs.com



SGS-CSTC Standards Technical Services Co., Ltd. Shenzhen Branch

SZSAR-TRF-01 Rev. A/0 May15,2023

Report No.: SZCR250500221413

Page: 5 of 22

1 General Information

1.1 Details of Client

Applicant:	Sonim Technologies, Inc.
Address:	4445 Eastgate Mall, Suite 200, San Diego, CA 92121, USA
Manufacturer:	Sonim Technologies, Inc.
Address:	4445 Eastgate Mall, Suite 200, San Diego, CA 92121, USA

1.2 Test Location

Company:	SGS-CSTC Standards Technical Services Co., Ltd. Shenzhen Branch
Address:	No. 1 Workshop, M-10, Middle section, Science & Technology Park, Nanshan District, Shenzhen, Guangdong, China
Post code:	518057
Test Engineer:	Bert Xu



Unless otherwise agreed in writing, this document is issued by the Company subject to its General Conditions of Service printed overleaf, available on request or accessible at <https://www.sgs.com/en/Terms-and-Conditions>. Attention is drawn to the limitation of liability, indemnification and jurisdiction issues defined therein. Any holder of this document is advised that information contained hereon reflects the Company's findings at the time of its intervention only and within the limits of Client's instructions, if any. The Company's sole responsibility is to its Client and this document does not exonerate parties to a transaction from exercising all their rights and obligations under the transaction documents. This document cannot be reproduced except in full, without prior written approval of the Company. Any unauthorized alteration, forgery or falsification of the content or appearance of this document is unlawful and offenders may be prosecuted to the fullest extent of the law. Unless otherwise stated the results shown in this test report refer only to the sample(s) tested and such sample(s) are retained for 30 days only.

Attention: To check the authenticity of testing /inspection report & certificate, please contact us at telephone: (86-755) 8307 1443, or email: CN.Doccheck@sgs.com

No.1 Workshop, M-10, Middle Section, Science & Technology Park, Nanshan District, Shenzhen, Guangdong, China 518057 t (86-755) 26012053 www.sgs.com.cn
中国·广东·深圳市南山区科技园中区M-10栋1号厂房 邮编: 518057 t (86-755) 26012053 sgs.china@sgs.com



SGS-CSTC Standards Technical Services Co., Ltd. Shenzhen Branch

SZSAR-TRF-01 Rev. A/0 May15,2023

Report No.: SZCR250500221413

Page: 6 of 22

1.3 General Description of EUT

Device Type :	portable device		
Exposure Category:	uncontrolled environment / general population		
Product Name:	Smartphone		
Model No.(EUT):	X800		
FCC ID:	WYPS6002		
Product Phase:	production unit		
IMEI:	351348280184027		
Hardware Version:	V1.0		
Software Version:	X80.0-06-14.0-19.50.00		
Antenna Type:	PIFA Antenna		
Modulation Mode:	5G NR: DFT-s-OFDM(PI/2 BPSK,QPSK,16QAM,64QAM,256QAM) CP-OFDM(QPSK,16QAM,64QAM,256QAM)		
Frequency Bands:	Band	Tx (MHz)	Rx (MHz)
	n260	34000~43000	34000~43000
	n261	27500~28350	27500~28350
Note: *Since the above data and/or information is provided by the client relevant results or conclusions of this report are only made for these data and/or information, SGS is not responsible for the authenticity, integrity and results of the data and information and/or the validity of the conclusion.			
Remark: As above information is provided and confirmed by the applicant. SGS is not liable to the accuracy, suitability, reliability or/and integrity of the information.			



Unless otherwise agreed in writing, this document is issued by the Company subject to its General Conditions of Service printed overleaf, available on request or accessible at <https://www.sgs.com/en/Terms-and-Conditions>. Attention is drawn to the limitation of liability, indemnification and jurisdiction issues defined therein. Any holder of this document is advised that information contained hereon reflects the Company's findings at the time of its intervention only and within the limits of Client's instructions, if any. The Company's sole responsibility is to its Client and this document does not exonerate parties to a transaction from exercising all their rights and obligations under the transaction documents. This document cannot be reproduced except in full, without prior written approval of the Company. Any unauthorized alteration, forgery or falsification of the content or appearance of this document is unlawful and offenders may be prosecuted to the fullest extent of the law. Unless otherwise stated the results shown in this test report refer only to the sample(s) tested and such sample(s) are retained for 30 days only.

Attention: To check the authenticity of testing /inspection report & certificate, please contact us at telephone: (86-755) 8307 1443, or email: CN.Doccheck@sgs.com

No.1 Workshop, M-10, Middle Section, Science & Technology Park, Nanshan District, Shenzhen, Guangdong, China 518057 t (86-755) 26012053 www.sgs.com.cn
中国·广东·深圳市南山区科技园中区M-10栋1号厂房 邮编: 518057 t (86-755) 26012053 sgs.china@sgs.com



SGS-CSTC Standards Technical Services Co., Ltd. Shenzhen Branch

SZSAR-TRF-01 Rev. A/0 May15,2023

Report No.: SZCR250500221413

Page: 7 of 22

1.4 Test Specification

Identity	Document Title
FCC 47CFR §2.1093	Radiofrequency Radiation Exposure Evaluation: Portable Devices
ANSI/IEEE C95.1-1992	IEEE Standard for Safety Levels with Respect to Human Exposure to Radio Frequency Electromagnetic Fields, 3 kHz – 300 GHz.
IEC/IEEE 63195-1:2022	Assessment of power density of human exposure to radio frequency fields from wireless devices in close proximity to the head and body (frequency range of 6 GHz to 300 GHz) – Part 1: Measurement procedure



Unless otherwise agreed in writing, this document is issued by the Company subject to its General Conditions of Service printed overleaf, available on request or accessible at <https://www.sgs.com/en/Terms-and-Conditions>. Attention is drawn to the limitation of liability, indemnification and jurisdiction issues defined therein. Any holder of this document is advised that information contained hereon reflects the Company's findings at the time of its intervention only and within the limits of Client's instructions, if any. The Company's sole responsibility is to its Client and this document does not exonerate parties to a transaction from exercising all their rights and obligations under the transaction documents. This document cannot be reproduced except in full, without prior written approval of the Company. Any unauthorized alteration, forgery or falsification of the content or appearance of this document is unlawful and offenders may be prosecuted to the fullest extent of the law. Unless otherwise stated the results shown in this test report refer only to the sample(s) tested and such sample(s) are retained for 30 days only.
Attention: To check the authenticity of testing /inspection report & certificate, please contact us at telephone: (86-755) 8307 1443, or email: CN.Doccheck@sgs.com

SGS-CSTC Standards Technical Services Co., Ltd.
Shenzhen Branch, Wireless Laboratory

No.1 Workshop, M-10, Middle Section, Science & Technology Park, Nanshan District, Shenzhen, Guangdong, China 518057 t (86-755) 26012053 www.sgsgroup.com.cn
中国·广东·深圳市南山区科技园中区M-10栋1号厂房 邮编: 518057 t (86-755) 26012053 sgs.china@sgs.com

Member of the SGS Group (SGS SA)

1.5 RF exposure limit for above 6GHz

According to ANSI/IEEE C95.1-1992, the criteria listed in Table 1 shall be used to evaluate the environmental impact of human exposure to radio frequency (RF) radiation as specified in §1.1310.

Peak Spatially Averaged Power Density was evaluated over a circular area of 4cm² per interim FCC Guidance for near-field power density evaluations per October 2018 TCB Workshop notes

Frequency range (MHz)	Electric field strength (V/m)	Magnetic field strength (A/m)	Power density (mW/cm ²)	Averaging time (minutes)
(A) Limits for Occupational/Controlled Exposures				
0.3-3.0	614	1.63	*(100)	6
3.0-30	1842/f	4.89/f	*(900/f ²)	6
30-300	61.4	0.163	1.0	6
300-1500			f/300	6
1500-100,000			5	6
(B) Limits for General Population/Uncontrolled Exposure				
0.3-1.34	614	1.63	*(100)	30
1.34-30	824/f	2.19/f	*(180/f ²)	30
30-300	27.5	0.073	0.2	30
300-1500			f/1500	30
1500-100,000			1.0	30

Note: 1.0 mW/cm² is equal to 10.0 W/m²



Unless otherwise agreed in writing, this document is issued by the Company subject to its General Conditions of Service printed overleaf, available on request or accessible at <https://www.sgs.com/en/Terms-and-Conditions>. Attention is drawn to the limitation of liability, indemnification and jurisdiction issues defined therein. Any holder of this document is advised that information contained hereon reflects the Company's findings at the time of its intervention only and within the limits of Client's instructions, if any. The Company's sole responsibility is to its Client and this document does not exonerate parties to a transaction from exercising all their rights and obligations under the transaction documents. This document cannot be reproduced except in full, without prior written approval of the Company. Any unauthorized alteration, forgery or falsification of the content or appearance of this document is unlawful and offenders may be prosecuted to the fullest extent of the law. Unless otherwise stated the results shown in this test report refer only to the sample(s) tested and such sample(s) are retained for 30 days only.

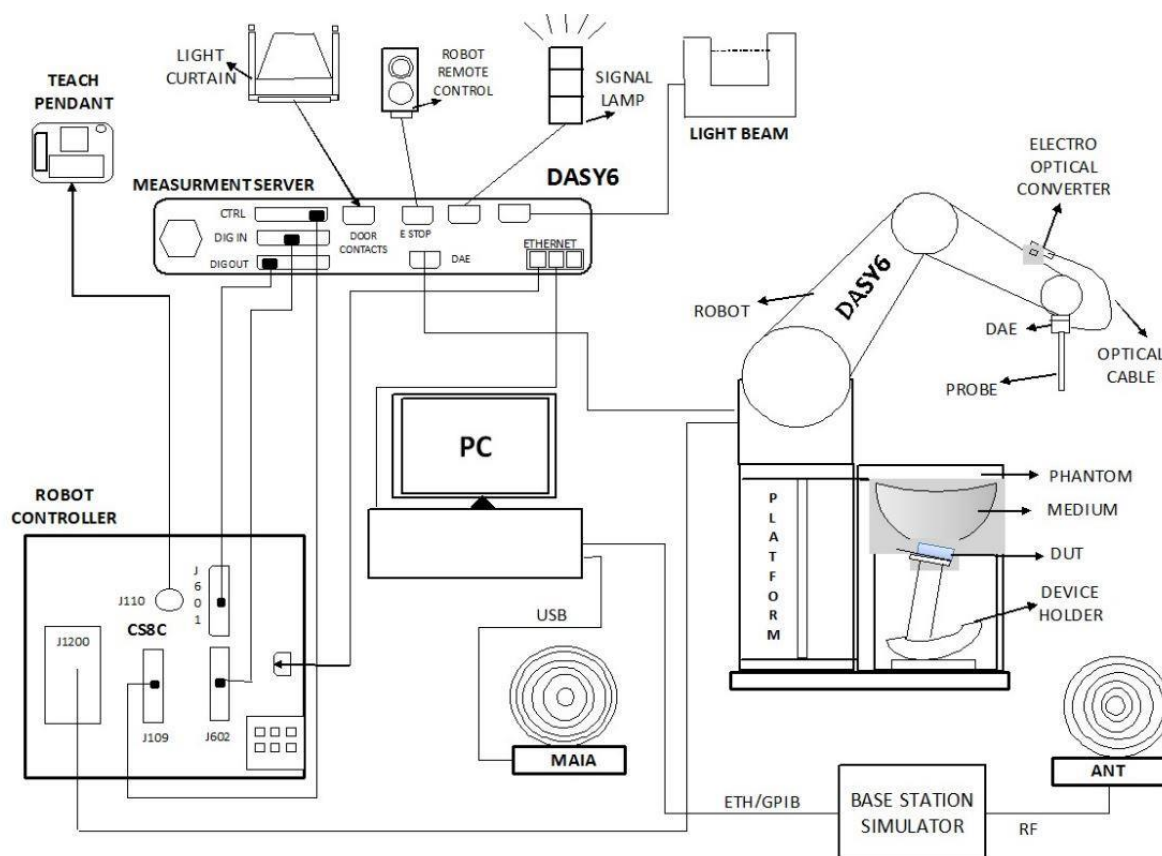
Attention: To check the authenticity of testing /inspection report & certificate, please contact us at telephone: (86-755) 8307 1443, or email: CN.Doccheck@sgs.com

No.1 Workshop, M-10, Middle Section, Science & Technology Park, Nanshan District, Shenzhen, Guangdong, China 518057 t (86-755) 26012053 www.sgs.com.cn
 中国·广东·深圳市南山区科技园中区M-10栋1号厂房 邮编: 518057 t (86-755) 26012053 sgs.china@sgs.com

2 System Description and Setup

2.1 Power density measurement system

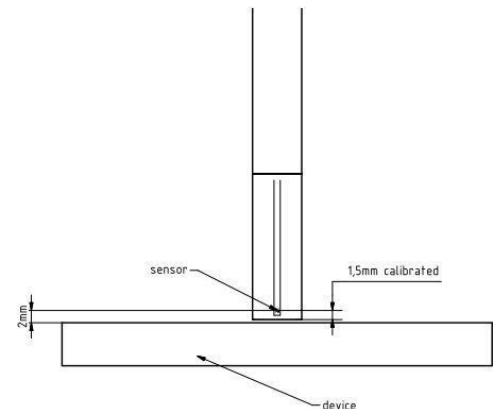

Power density measurements for mmWave frequencies were performed using SPEAG DASY6 with cDASY6 5G module. The DASY6 included a high precision robotics system (Staubli), robot controller, desktop computer, near-field probe, probe alignment sensor, and the 5G phantom cover.



Measurement System Configuration


2.2 EUmmWaVe probe

Frequency	750 MHz – 110 GHz
Probe Overall Length	320 mm
Probe Body Diameter	8.0 mm
Tip Length	23.0 mm
Tip Diameter	8.0 mm
Probe's two dipoles length	0.9 mm – Diode loaded
Dynamic Range	< 20 V/m - 10000 V/m with PRE-10 (min < 50 V/m - 3000 V/m)
Position Precision	< 0.2 mm
Distance between diode sensors and probe's tip	1.5 mm
Minimum Mechanical separation between probe tip and a Surface	0.5 mm
Applications	E-field measurements of 5G devices and other mm-wave transmitters operating above 10GHz in < 2 mm distance from device (free-space) Power density, H-field and far-field analysis using total field reconstruction.
Compatibility	cDASY6 + 5G-Module SW1.0 and higher



The EUmmWaVe probe is based on the pseudo-vector probe design, which not only measures the field magnitude but also derives its polarization ellipse. The design entails two small 0.8mm dipole sensors mechanically protected by high-density foam, printed on both sides of a 0.9mm wide and 0.12mm thick glass substrate. The body of the probe is specifically constructed to minimize distortion by the scattered fields. The probe consists of two sensors with different angles (1 and 2) arranged in the same plane in the probe axis. Three or more measurements of the two sensors are taken for different probe rotational angles to derive the amplitude and polarization information. The probe design allows measurements at distances as small as 2mm from the sensors to the surface of the device under test (DUT). The typical sensor to probe tip distance is 1.5 mm. The exact distance is calibrated.

Data Acquisition Electronics (DAE)

Model	DAE	
Construction	Signal amplifier, multiplexer, A/D converter and control logic. Serial optical link for communication with DASY4/5 embedded system (fully remote controlled). Two step probe touch detector for mechanical surface detection and emergency robot stop.	
Measurement Range	-100 to +300 mV (16-bit resolution and two range settings: 4mV,400mV)	
Input Offset Voltage	< 5μV (with auto zero)	
Input Bias Current	< 50 f A	
Dimensions	60 x 60 x 68 mm	

2.3 Scan configuration

Fine-resolution scans on 2 different planes are performed to reconstruct the E- and H-fields as well as the power density; the z-distance between the 2 planes is set to $\lambda/4$. The (x, y) grid step is also set $\lambda/4$, the grid extent is set to sufficiently large to identify the field pattern and the peak.



SGS-CSTC Standards Technical Services Co., Ltd. Shenzhen Branch

SZSAR-TRF-01 Rev. A/0 May15,2023

Report No.: SZCR250500221413

Page: 12 of 22

3 System Verification Procedure

3.1 PD Test System Verification

The system was verified to be within ± 0.66 dB of the power density targets on the calibration certificate according to the test system specification in the user's manual and calibration facility recommendation. The 0.66 dB deviation threshold represents the expanded uncertainty for system performance checks using SPEAG's mmWave verification sources. The same spatial resolution and measurement region used in the source calibration was applied during the system check.

The measured power density distribution of verification source was also confirmed through visual inspection to have no noticeable differences, both spatially (shape) and numerically (level) from the distribution provided by the manufacturer, per November 2017 TCBC Workshop Notes.

Frequency [GHz]	Grid step	Grid extent X/Y [mm]	Measurement points
10	$0.25 \left(\frac{\lambda}{4} \right)$	120/120	16×16
30	$0.25 \left(\frac{\lambda}{4} \right)$	60/60	24×24
60	$0.25 \left(\frac{\lambda}{4} \right)$	32.5/32.5	26×26
90	$0.25 \left(\frac{\lambda}{4} \right)$	30/30	36×36

Settings for measurement of verification sources



Unless otherwise agreed in writing, this document is issued by the Company subject to its General Conditions of Service printed overleaf, available on request or accessible at <https://www.sgs.com/en/Terms-and-Conditions>. Attention is drawn to the limitation of liability, indemnification and jurisdiction issues defined therein. Any holder of this document is advised that information contained hereon reflects the Company's findings at the time of its intervention only and within the limits of Client's instructions, if any. The Company's sole responsibility is to its Client and this document does not exonerate parties to a transaction from exercising all their rights and obligations under the transaction documents. This document cannot be reproduced except in full, without prior written approval of the Company. Any unauthorized alteration, forgery or falsification of the content or appearance of this document is unlawful and offenders may be prosecuted to the fullest extent of the law. Unless otherwise stated the results shown in this test report refer only to the sample(s) tested and such sample(s) are retained for 30 days only.
Attention: To check the authenticity of testing / inspection report & certificate, please contact us at telephone: (86-755) 8307 1443, or email: CN.Doccheck@sgs.com

No.1 Workshop, M-10, Middle Section, Science & Technology Park, Nanshan District, Shenzhen, Guangdong, China 518057 t (86-755) 26012053 www.sgs.com.cn
中国·广东·深圳市南山区科技园中区M-10栋1号厂房 邮编: 518057 t (86-755) 26012053 sgs.china@sgs.com




SGS-CSTC Standards Technical Services Co., Ltd. Shenzhen Branch

SZSAR-TRF-01 Rev. A/0 May15,2023

Report No.: SZCR250500221413

Page: 13 of 22



System Verification Setup Photo



Unless otherwise agreed in writing, this document is issued by the Company subject to its General Conditions of Service printed overleaf, available on request or accessible at <https://www.sgs.com/en/Terms-and-Conditions>. Attention is drawn to the limitation of liability, indemnification and jurisdiction issues defined therein. Any holder of this document is advised that information contained hereon reflects the Company's findings at the time of its intervention only and within the limits of Client's instructions, if any. The Company's sole responsibility is to its Client and this document does not exonerate parties to a transaction from exercising all their rights and obligations under the transaction documents. This document cannot be reproduced except in full, without prior written approval of the Company. Any unauthorized alteration, forgery or falsification of the content or appearance of this document is unlawful and offenders may be prosecuted to the fullest extent of the law. Unless otherwise stated the results shown in this test report refer only to the sample(s) tested and such sample(s) are retained for 30 days only.
Attention: To check the authenticity of testing /inspection report & certificate, please contact us at telephone: (86-755) 8307 1443, or email: CN.Doccheck@sgs.com

No.1 Workshop, M-10, Middle Section, Science & Technology Park, Nanshan District, Shenzhen, Guangdong, China 518057 t (86-755) 26012053 www.sgs.com.cn
中国·广东·深圳市南山区科技园中区M-10栋1号厂房 邮编: 518057 t (86-755) 26012053 sgs.china@sgs.com

Member of the SGS Group (SGS SA)



SGS-CSTC Standards Technical Services Co., Ltd. Shenzhen Branch

SZSAR-TRF-01 Rev. A/0 May15,2023

Report No.: SZCR250500221413

Page: 14 of 22

3.2 PD System Verification Results

Frequent	Measured PD W/m ²	Target PD W/m ²	Circular Deviation (Within $\pm 0.66\text{dB}$)	Test Date
	4cm ²	4cm ²	4cm ²	
30Ghz Source	36	33.1	0.36	2025/6/16

3.3 Detailed System Check Results

Please see the Appendix A



Unless otherwise agreed in writing, this document is issued by the Company subject to its General Conditions of Service printed overleaf, available on request or accessible at <https://www.sgs.com/en/Terms-and-Conditions>. Attention is drawn to the limitation of liability, indemnification and jurisdiction issues defined therein. Any holder of this document is advised that information contained hereon reflects the Company's findings at the time of its intervention only and within the limits of Client's instructions, if any. The Company's sole responsibility is to its Client and this document does not exonerate parties to a transaction from exercising all their rights and obligations under the transaction documents. This document cannot be reproduced except in full, without prior written approval of the Company. Any unauthorized alteration, forgery or falsification of the content or appearance of this document is unlawful and offenders may be prosecuted to the fullest extent of the law. Unless otherwise stated the results shown in this test report refer only to the sample(s) tested and such sample(s) are retained for 30 days only.
Attention: To check the authenticity of testing /inspection report & certificate, please contact us at telephone: (86-755) 8307 1443, or email: CN.Doccheck@sgs.com

No.1 Workshop, M-10, Middle Section, Science & Technology Park, Nanshan District, Shenzhen, Guangdong, China 518057 t (86-755) 26012053 www.sgs.com.cn
中国·广东·深圳市南山区科技园中区M-10栋1号厂房 邮编: 518057 t (86-755) 26012053 sgs.china@sgs.com

Member of the SGS Group (SGS SA)



SGS-CSTC Standards Technical Services Co., Ltd. Shenzhen Branch

SZSAR-TRF-01 Rev. A/0 May15,2023

Report No.: SZCR250500221413

Page: 15 of 22

4 Measurement Data

1. The PD test was performed of a 2mm separation between sensor and EUT surface (the probe tip is 0.5mm to the EUT surface), 2 mm separation distance PD testing is for hotspot and body worn exposure conditions.
2. According to TCBC Workshop in October 2018, 4 cm² averaging area are used.
3. Input power limit parameter for 5G mmW NR radio was calculated in RF Exposure Part 0 test report.
4. The device was configured to transmit CW wave signal for testing, due to Qualcomm® Smart Transmit feature, additional testing was not required for different modulations (CP-OFDM QPSK, CP-OFDM 16QAM, CP-OFDM 64QAM), RB configurations, component carriers, channel configurations (low channel, mid channel, high channel). The validation of the time-averaging algorithm and compliance under the Tx varying transmission scenario for WWAN technologies are reported in Part 2 report.
5. From the Part 0 and simulation report, beam IDs with highest PD and corresponding input power limit were selected to be tested for each antenna module and for each frequency band. Power density measurements were performed with DUT transmitting at input.power.limit for one single beam for each polarization (H & V) and one beam-pair, for each antenna type and for each antenna module on the worst-surfaces.
6. It's illustrated in Part 0 report that, for 5G mmW NR since there is total design-related uncertainty arising from TxAGC and device-to-device variation, the worst-case RF exposure should be determined by accounting for this device total uncertainty of 2.1 dB, as well as PD design target of 6.0W/m². Therefore, 5G mmW NR RF exposure for this DUT is evaluated by reported PD calculated as: Reported PD=PD design target + 2.1 dB =9.73 W/m² = 0.973 mW/cm²
7. The 2nd generation of Smart Transmit (GEN2) operates based on pre-defined sub6 antenna groups (AG) and mmW module groups (MG) and was implemented on this device
 - Per QC's guidance, for simultaneous TER analysis, the device needs to demonstrate that combined PD for these identified PD beams at each QTM's dominant surface are less than PD_design_target+total uncertainty. However, in this device, the 2 QTM modules are in physically separated devices, and each QTM module has its own PD evaluation planes, unlike conventional devices where the QTM modules are collocated in the same physical device and share the same PD evaluation plane.
 - Since the 2 QTM modules have different RF exposure conditions, the combined PD doesn't apply here. Hence, there's no need for additional verifications for Smart Transmit Gen 2 mmWave favor mode.
8. The device integrates the proximity sensor, and when the FrontPod sensor is be triggered, the mmWave module 0 would be disabled; therefore, PD for the front surface of FrontPod mmWave module was tested at proximity sensor trigger distance -1 mm.



Unless otherwise agreed in writing, this document is issued by the Company subject to its General Conditions of Service printed overleaf, available on request or accessible at <https://www.sgs.com/en/Terms-and-Conditions>. Attention is drawn to the limitation of liability, indemnification and jurisdiction issues defined therein. Any holder of this document is advised that information contained hereon reflects the Company's findings at the time of its intervention only and within the limits of Client's instructions, if any. The Company's sole responsibility is to its Client and this document does not exonerate parties to a transaction from exercising all their rights and obligations under the transaction documents. This document cannot be reproduced except in full, without prior written approval of the Company. Any unauthorized alteration, forgery or falsification of the content or appearance of this document is unlawful and offenders may be prosecuted to the fullest extent of the law. Unless otherwise stated the results shown in this test report refer only to the sample(s) tested and such sample(s) are retained for 30 days only.
Attention: To check the authenticity of testing / inspection report & certificate, please contact us at telephone: (86-755) 8307 1443, or email: CN.Doccheck@sgs.com

No.1 Workshop, M-10, Middle Section, Science & Technology Park, Nanshan District, Shenzhen, Guangdong, China 518057 t (86-755) 26012053 www.sgs.com.cn
中国·广东·深圳市南山区科技园中区M-10栋1号厂房 邮编: 518057 t (86-755) 26012053 sgs.china@sgs.com

Member of the SGS Group (SGS SA)



SGS-CSTC Standards Technical Services Co., Ltd. Shenzhen Branch

SZSAR-TRF-01 Rev. A/0 May15,2023

Report No.: SZCR250500221413

Page: 16 of 22

Test DATA

Band	Antenna Module	Beam ID 1	Beam ID 2	State	Test ch./Freq. (Mhz)	Exposure Surface	Power Setting	Input power level(dBm)	Test Separation	Measured results Savg tot 4cm^2 (W/m2)
n261	Module 0	15	/	/	2077916/27925	Right Side	24	2.35	2mm	4.28



Unless otherwise agreed in writing, this document is issued by the Company subject to its General Conditions of Service printed overleaf, available on request or accessible at <https://www.sgs.com/en/Terms-and-Conditions>. Attention is drawn to the limitation of liability, indemnification and jurisdiction issues defined therein. Any holder of this document is advised that information contained hereon reflects the Company's findings at the time of its intervention only and within the limits of Client's instructions, if any. The Company's sole responsibility is to its Client and this document does not exonerate parties to a transaction from exercising all their rights and obligations under the transaction documents. This document cannot be reproduced except in full, without prior written approval of the Company. Any unauthorized alteration, forgery or falsification of the content or appearance of this document is unlawful and offenders may be prosecuted to the fullest extent of the law. Unless otherwise stated the results shown in this test report refer only to the sample(s) tested and such sample(s) are retained for 30 days only.
Attention: To check the authenticity of testing /inspection report & certificate, please contact us at telephone: (86-755) 8307 1443, or email: CN.Doccheck@sgs.com

SGS-CSTC Standards Technical Services Co., Ltd.
Shenzhen Branch
Shenzhen Branch Wireless Laboratory

No.1 Workshop, M-10, Middle Section, Science & Technology Park, Nanshan District, Shenzhen, Guangdong, China 518057 t (86-755) 26012053 www.sgsgroup.com.cn
中国·广东·深圳市南山区科技园中区M-10栋1号厂房 邮编: 518057 t (86-755) 26012053 sgs.china@sgs.com

Member of the SGS Group (SGS SA)

5 5G NR + LTE + WLAN + BT Sim-Tx analysis

In 5G NR + LTE + WLAN + BT simultaneous transmission, 5G NR and LTE transmission are managed and controlled by Qualcomm® Smart Transmit, while the RF exposure from WLAN and BT radios is managed using legacy approach, i.e., through a fixed power back-off if needed.

Since WLAN and BT do not employ time-averaging, 1gSAR and 10gSAR measurement for WLAN and BT need to be conducted at their corresponding rated power following current FCC test procedures to determine reported SAR values.

Smart Transmit current implementation assumes hotspots from 5G NR and LTE are collocated.

Therefore, for a total of 100% exposure margin, if LTE uses x%, then the exposure margin left for 5G NR is capped to (100-x)%. Thus, the compliance equation for LTE + 5G NR is

$$x\% * A + (100-x)\% * B \leq 1.0,$$

Where, A is normalized reported time-averaged SAR exposure ratio from LTE, and $A \leq 1.0$; B is normalized reported time-averaged exposure ratio from 5G NR (i.e., PD exposure for mmW NR or SAR exposure for sub6 NR), and $B \leq 1.0$.

Let C = normalized reported SAR exposure ratio from WLAN+BT, then for compliance,

$$x\% * A + (100-x)\% * B + C \leq 1.0 \quad (1)$$

$$x\% * A + (100-x)\% * B \leq x\% * \max(A, B) + (100-x)\% * \max(A, B) \leq \max(A, B)$$

$$x\% * A + (100-x)\% * B + C \leq \max(A, B) + C \leq 1.0 \quad (2)$$

if $A + C \leq 1.0$ and $B + C \leq 1.0$ can be proven, then " $x\% * A + (100-x)\% * B + C \leq 1.0$ ". Therefore, simultaneous transmission analysis for 5G NR + LTE + WLAN + BT can be performed in two steps

Step 1: Prove total exposure ratio (TER) of LTE + WLAN + BT <

1 Step 2: Prove total exposure ratio (TER) of 5G NR + WLAN + BT < 1

Else, if $A + C > 1.0$ and/or $B + C > 1.0$, then the followings need to hold true for compliance:

- i. A and C are decoupled based on the SPLSR criteria, and
- ii. $(100-x)\% * B + C \leq 1.0$, and
- iii. $x\% * A + (100-x)\% * B \leq 1.0$

Note iii. is covered in Part 2 report; i. and ii. should be addressed in Part 2 report.

Step 1: it's justified in Part 1 SAR report

Step 2: it's justified in section 12.1



Unless otherwise agreed in writing, this document is issued by the Company subject to its General Conditions of Service printed overleaf, available on request or accessible at <https://www.sgs.com/en/Terms-and-Conditions>. Attention is drawn to the limitation of liability, indemnification and jurisdiction issues defined therein. Any holder of this document is advised that information contained hereon reflects the Company's findings at the time of its intervention only and within the limits of Client's instructions, if any. The Company's sole responsibility is to its Client and this document does not exonerate parties to a transaction from exercising all their rights and obligations under the transaction documents. This document cannot be reproduced except in full, without prior written approval of the Company. Any unauthorized alteration, forgery or falsification of the content or appearance of this document is unlawful and offenders may be prosecuted to the fullest extent of the law. Unless otherwise stated the results shown in this test report refer only to the sample(s) tested and such sample(s) are retained for 30 days only.

Attention: To check the authenticity of testing / inspection report & certificate, please contact us at telephone: (86-755) 8307 1443, or email: CN.Doccheck@sgs.com

No.1 Workshop, M-10, Middle Section, Science & Technology Park, Nanshan District, Shenzhen, Guangdong, China 518057 t (86-755) 26012053 www.sgs.com.cn
中国·广东·深圳市南山区科技园中区M-10栋1号厂房 邮编: 518057 t (86-755) 26012053 sgs.china@sgs.com



SGS-CSTC Standards Technical Services Co., Ltd. Shenzhen Branch

SZSAR-TRF-01 Rev. A/0 May15,2023

Report No.: SZCR250500221413

Page: 18 of 22

Smart Transmit EFS version 16 (or higher) with back off in WWAN/FR2 when WLAN/BT is ON:

Smart Transmit EFS version 16 (or higher) provides the option to backoff WWAN radio when WLAN/BT ON. This WWAN/FR2 backoff can be configured per tech/band/antenna (or mmW module)/DSI of WWAN radios. The analysis performed above in this section is still applicable after applying the backoff to WWAN radio exposures, i.e., **A**, and **B** should be replaced as shown below:
normalized exposure of WWAN primary radio: A → replaced with " $A * 10^{(-\text{WWAN backoff in dB for A when WLAN/BT ON})/10}$ ".
normalized exposure of 5G NR secondary radio: B → replaced with " $B * 10^{(-\text{WWAN backoff in dB for B when WLAN/BT ON})/10}$ ".

5.1 Simultaneous-Tx analysis

No.	Simultaneous Tx Combination	Head	Body	Hotspot	Limbs
1	WWAN+WIFI2.4G	Yes	Yes	Yes	Yes
2	WWAN+BT	Yes	Yes	Yes	Yes
3	WWAN+WIFI5G	Yes	Yes	Yes	Yes
4	WWAN + WLAN 5G/6E(chain 0) + BT(chain 0)	Yes	Yes	Yes	Yes
5	WWAN + WLAN 5G/6E(chain 1) + BT(chain 0)	Yes	Yes	Yes	Yes
6	WWAN + WLAN 5G/6E MIMO + BT(chain 0)	Yes	Yes	Yes	Yes
7	WWAN + WLAN 5G/6E(chain 0) + BT(chain 1)	Yes	Yes	Yes	Yes
8	WWAN + WLAN 5G/6E(chain 1) + BT(chain 1)	Yes	Yes	Yes	Yes
9	WWAN + WLAN 5G/6EMIMO + BT(chain 1)	Yes	Yes	Yes	Yes

General Note:

- Following the analysis in Section 11, the simultaneous transmission compliance can be justified from LTE + WiFi/BT (which is addressed in Part 1 SAR report), and FR2 + WiFi/BT which is addressed in this section. WiFi and Bluetooth SAR test results are referenced from Part 1 SAR report of FCC ID: WYPS6002(SGS Report number: SZCR240300076714)
- To evaluate the simultaneous transmission compliance of SAR and PD, the following calculation is used:
The $[\Sigma \text{ of (the highest measured or estimated SAR for each standalone antenna configuration, adjusted for maximum tune-up tolerance) / 1.6 W/kg} + [\Sigma \text{ of MPE ratios}]] \leq 1.0$.
- Considering the physical separation of Front pod and Rear pod in normal use cases, the antennas on the Front pods are deemed to have no RF exposure contribution on the Rear pod, and the opposite holds true. Therefore, the TER calculation is done on the Front pod and on the Rear pod separately.
- For 5G mmW NR, compute reported time-averaged PD when WiFi is ON= $\text{PD_design_target} * 10^{(\text{mmW device design uncertainty in dB}/10)} * 10^{(-\text{WWAN backoff in dB}/10)}$, and use this computed reported time-averaged PD in total exposure ratio (TER) analysis.



Unless otherwise agreed in writing, this document is issued by the Company subject to its General Conditions of Service printed overleaf, available on request or accessible at <https://www.sgs.com/en/Terms-and-Conditions>. Attention is drawn to the limitation of liability, indemnification and jurisdiction issues defined therein. Any holder of this document is advised that information contained hereon reflects the Company's findings at the time of its intervention only and within the limits of Client's instructions, if any. The Company's sole responsibility is to its Client and this document does not exonerate parties to a transaction from exercising all their rights and obligations under the transaction documents. This document cannot be reproduced except in full, without prior written approval of the Company. Any unauthorized alteration, forgery or falsification of the content or appearance of this document is unlawful and offenders may be prosecuted to the fullest extent of the law. Unless otherwise stated the results shown in this test report refer only to the sample(s) tested and such sample(s) are retained for 30 days only.
Attention: To check the authenticity of testing / inspection report & certificate, please contact us at telephone: (86-755) 8307 1443, or email: CN.Doccheck@sgs.com
No.1 Workshop, M-10, Middle Section, Science & Technology Park, Nanshan District, Shenzhen, Guangdong, China 518057 t (86-755) 26012053 www.sgs.com.cn
中国·广东·深圳市南山区科技园中区M-10栋1号厂房 邮编: 518057 t (86-755) 26012053 sgs.china@sgs.com



SGS-CSTC Standards Technical Services Co., Ltd. Shenzhen Branch

SZSAR-TRF-01 Rev. A/0 May15,2023

Report No.: SZCR250500221413

Page: 19 of 22

Frequency band	Antenna module	Backoff Level (dB)	Reported PD W/m ² (WiFi/BT off)	Reported PD W/m ² (WiFi/BT on)
N260	module	3.5	9.73	4.35
N261	module	3.5	9.73	4.35

5.2 Simultaneous transmission analysis for WiFi/BT + 5G NR

Head:

Band/Test position		Ratio to Limit									Summed Ratio													
		FR2 NR Max PD Ratio of limit	WiFi 2.4G Ant9 Ratio of limit	WiFi 2.4G Ant10 Ratio of limit	WiFi 2.4G MIMO Ratio of limit	WiFi 5G&WiFi 6E Ant9 Ratio of limit	WiFi 5G&WiFi 6E Ant10 Ratio of limit	WiFi 5G&WiFi 6E MIMO Ratio of limit	BT Ant9 Ratio of limit	BT Ant10 Ratio of limit														
		1	2	3	4	5	6	7	8	9														
NR N260	Left cheek	0.435	0.181	0.003	0.198	0.266	0.104	0.258	0.292	0.004	0.616	0.438	0.633	0.701	0.539	0.693	0.727	0.439	0.993	0.831	0.984	0.704	0.543	0.696
	Left tilted	0.435	0.126	0.016	0.131	0.254	0.120	0.200	0.154	0.003	0.561	0.451	0.566	0.689	0.555	0.635	0.589	0.438	0.844	0.709	0.789	0.693	0.558	0.638
	Right cheek	0.435	0.051	0.001	0.063	0.089	0.068	0.079	0.062	0.039	0.486	0.436	0.498	0.524	0.503	0.514	0.497	0.474	0.586	0.565	0.576	0.563	0.542	0.553
	Right tilted	0.435	0.046	0.001	0.049	0.117	0.074	0.089	0.058	0.008	0.481	0.436	0.484	0.552	0.509	0.524	0.493	0.443	0.609	0.566	0.582	0.559	0.516	0.532
NR N261	Left cheek	0.435	0.181	0.003	0.198	0.266	0.104	0.258	0.292	0.004	0.616	0.438	0.633	0.701	0.539	0.693	0.727	0.439	0.993	0.831	0.984	0.704	0.543	0.696
	Left tilted	0.435	0.126	0.016	0.131	0.254	0.120	0.200	0.154	0.003	0.561	0.451	0.566	0.689	0.555	0.635	0.589	0.438	0.844	0.709	0.789	0.693	0.558	0.638
	Right cheek	0.435	0.051	0.001	0.063	0.089	0.068	0.079	0.062	0.039	0.486	0.436	0.498	0.524	0.503	0.514	0.497	0.474	0.586	0.565	0.576	0.563	0.542	0.553
	Right tilted	0.435	0.046	0.001	0.049	0.117	0.074	0.089	0.058	0.008	0.481	0.436	0.484	0.552	0.509	0.524	0.493	0.443	0.609	0.566	0.582	0.559	0.516	0.532

10mm:

Band/Test position		Ratio to Limit									Summed Ratio													
		FR2 NR Max PD Ratio of limit	WiFi 2.4G Ant9 Ratio of limit	WiFi 2.4G Ant10 Ratio of limit	WiFi 2.4G MIMO Ratio of limit	WiFi 5G&WiFi 6E Ant9 Ratio of limit	WiFi 5G&WiFi 6E Ant10 Ratio of limit	WiFi 5G&WiFi 6E MIMO Ratio of limit	BT Ant9 Ratio of limit	BT Ant10 Ratio of limit														
		1	2	3	4	5	6	7	8	9														
NR N260	Front side	0.435	0.231	0.023	0.171	0.084	0.047	0.063	0.060	0.061	0.666	0.458	0.606	0.519	0.482	0.498	0.495	0.496	0.579	0.542	0.558	0.579	0.543	0.558
	Back side	0.435	0.250	0.096	0.294	0.174	0.188	0.214	0.110	0.098	0.685	0.531	0.729	0.609	0.623	0.649	0.545	0.533	0.719	0.733	0.759	0.708	0.721	0.747
	Right side	0.435	0.000	0.000	0.000	0.000	0.000	0.000	0.000	0.000	0.435	0.435	0.435	0.435	0.435	0.435	0.435	0.435	0.435	0.435	0.435	0.435	0.435	0.435
	Top side	0.435	0.213	0.052	0.001	0.110	0.074	0.120	0.069	0.076	0.648	0.487	0.436	0.545	0.509	0.555	0.504	0.511	0.614	0.578	0.624	0.621	0.586	0.631
NR N261	Front side	0.435	0.231	0.023	0.171	0.084	0.047	0.063	0.060	0.061	0.666	0.458	0.606	0.519	0.482	0.498	0.495	0.496	0.579	0.542	0.558	0.579	0.543	0.558
	Back side	0.435	0.250	0.096	0.294	0.174	0.188	0.214	0.110	0.098	0.685	0.531	0.729	0.609	0.623	0.649	0.545	0.533	0.719	0.733	0.759	0.708	0.721	0.747
	Right side	0.435	0.000	0.000	0.000	0.000	0.000	0.000	0.000	0.000	0.435	0.435	0.435	0.435	0.435	0.435	0.435	0.435	0.435	0.435	0.435	0.435	0.435	0.435
	Top side	0.435	0.213	0.052	0.001	0.110	0.074	0.120	0.069	0.076	0.648	0.487	0.436	0.545	0.509	0.555	0.504	0.511	0.614	0.578	0.624	0.621	0.586	0.631

0mm:

Band/Test position		Ratio to Limit									Summed Ratio													
		FR2 NR Max PD Ratio of limit	WiFi 2.4G Ant9 Ratio of limit	WiFi 2.4G Ant10 Ratio of limit	WiFi 2.4G MIMO Ratio of limit	WiFi 5G&WiFi 6E Ant9 Ratio of limit	WiFi 5G&WiFi 6E Ant10 Ratio of limit	WiFi 5G&WiFi 6E MIMO Ratio of limit	BT Ant9 Ratio of limit	BT Ant10 Ratio of limit														
		1	2	3	4	5	6	7	8	9														
NR N260	Right Side	0.435	0.100	0.039	0.167	0.211	0.220	0.329	0.044	0.039	0.535	0.474	0.602	0.646	0.655	0.764	0.479	0.474	0.690	0.699	0.808	0.685	0.694	0.803
NR N261	Right Side	0.435	0.100	0.039	0.167	0.211	0.220	0.329	0.044	0.039	0.535	0.474	0.602	0.646	0.655	0.764	0.479	0.474	0.690	0.699	0.808	0.685	0.694	0.803



Unless otherwise agreed in writing, this document is issued by the Company subject to its General Conditions of Service printed overleaf, available on request or accessible at <https://www.sgs.com/en/Terms-and-Conditions>. Attention is drawn to the limitation of liability, indemnification and jurisdiction issues defined therein. Any holder of this document is advised that information contained herein reflects the Company's findings at the time of its intervention only and within the limits of Client's instructions, if any. The Company's sole responsibility is to its Client and this document does not exonerate parties to a transaction from exercising all their rights and obligations under the transaction documents. This document cannot be reproduced except in full, without prior written approval of the Company. Any unauthorized alteration, forgery or falsification of the content or appearance of this document is unlawful and offenders may be prosecuted to the fullest extent of the law. Unless otherwise stated the results shown in this test report refer only to the sample(s) tested and such sample(s) are retained for 30 days only.
Attention: To check the authenticity of testing / inspection report & certificate, please contact us at telephone: (86-755) 8307 1443, or email: CN.Doccheck@sgs.com

No.1 Workshop, M-10, Middle Section, Science & Technology Park, Nanshan District, Shenzhen, Guangdong, China 518057 t (86-755) 26012053 www.sgs.com.cn
中国·广东·深圳市南山区科技园中区M-10栋1号厂房 邮编: 518057 t (86-755) 26012053 sgs.china@sgs.com

Member of the SGS Group (SGS SA)



SGS-CSTC Standards Technical Services Co., Ltd. Shenzhen Branch

SZSAR-TRF-01 Rev. A/0 May15,2023

Report No.: SZCR250500221413

Page: 20 of 22

6 Equipment list

Test Platform		SPEAG DASY Professional				
Description		PD Test System				
Software Reference		cDASY6 V2.2.0.76				
Hardware Reference						
Equipment		Manufacturer	Model	Inventory No.	Calibration Date	Due date of calibration
<input checked="" type="checkbox"/>	Phantom	SPEAG	mmWave Phantom	SZ-WSR-A-029	NCR	NCR
<input checked="" type="checkbox"/>	DAE	SPEAG	DAE4	SZ-WSR-M-031	2025-02-17	2026-02-16
<input checked="" type="checkbox"/>	E-U Probe	SPEAG	EUmmWV4	SZ-WSR-M-048	2024-08-23	2025-08-22
<input checked="" type="checkbox"/>	5G Verification Source	SPEAG	30GHz	SZ-WSR-M-050	2024-08-20	2025-08-19
<input checked="" type="checkbox"/>	Humidity and Temperature Indicator	CHIGAO	HTC-1	SZ-WSR-M-012	2025-05-16	2026-05-15



Unless otherwise agreed in writing, this document is issued by the Company subject to its General Conditions of Service printed overleaf, available on request or accessible at <https://www.sgs.com/en/Terms-and-Conditions>. Attention is drawn to the limitation of liability, indemnification and jurisdiction issues defined therein. Any holder of this document is advised that information contained hereon reflects the Company's findings at the time of its intervention only and within the limits of Client's instructions, if any. The Company's sole responsibility is to its Client and this document does not exonerate parties to a transaction from exercising all their rights and obligations under the transaction documents. This document cannot be reproduced except in full, without prior written approval of the Company. Any unauthorized alteration, forgery or falsification of the content or appearance of this document is unlawful and offenders may be prosecuted to the fullest extent of the law. Unless otherwise stated the results shown in this test report refer only to the sample(s) tested and such sample(s) are retained for 30 days only.

Attention: To check the authenticity of testing /inspection report & certificate, please contact us at telephone: (86-755) 8307 1443, or email: CN.Doccheck@sgs.com

SGS-CSTC Standards Technical Services Co., Ltd.
Shenzhen Branch

No.1 Workshop, M-10, Middle Section, Science & Technology Park, Nanshan District, Shenzhen, Guangdong, China 518057 t (86-755) 26012053 www.sgsgroup.com.cn
中国·广东·深圳市南山区科技园中区M-10栋1号厂房 邮编: 518057 t (86-755) 26012053 sgs.china@sgs.com

Member of the SGS Group (SGS SA)



SGS-CSTC Standards Technical Services Co., Ltd. Shenzhen Branch

SZSAR-TRF-01 Rev. A/0 May15,2023

Report No.: SZCR250500221413

Page: 21 of 22

7 Measurement Uncertainty

a	b	c	d	e	f=b*e/d	g
Error Description	Uncertainty Value (±dB)	Probability	Div.	Ci	Standard Uncertainty (±dB)	Vi (Veff)
Probe Calibration	0.49	N	1	1	0.49	∞
Probe correction	0.00	R	1.732	1	0.00	∞
Frequency response (BW ≤1 GHz)	0.20	R	1.732	1	0.12	∞
Sensor cross coupling	0.00	R	1.732	1	0.00	∞
Isotropy	0.50	R	1.732	1	0.29	∞
Linearity	0.20	R	1.732	1	0.12	∞
Probe scattering	0.00	R	1.732	1	0.00	∞
Probe positioning offset	0.30	R	1.732	1	0.17	∞
Probe positioning repeatability	0.04	R	1.732	1	0.02	∞
Sensor mechanical offset	0.00	R	1.732	1	0.00	∞
Probe spatial resolution	0.00	R	1.732	1	0.00	∞
Field impedance dependance	0.00	R	1.732	1	0.00	∞
Amplitude and phase drift	0.00	R	1.732	1	0.00	∞
Amplitude and phase noise	0.04	R	1.732	1	0.02	∞
Measurement area truncation	0.00	R	1.732	1	0.00	∞
Data acquisition	0.03	N	1	1	0.03	∞
Sampling	0.00	R	1.732	1	0.00	∞
Field reconstruction	2.00	R	1.732	1	1.15	∞
Forward transformation	0.00	R	1.732	1	0.00	∞
Power density scaling	0.00	R	1.732	1	0.00	∞
Spatial averaging	0.10	R	1.732	1	0.06	∞
System detection limit	0.04	R	1.732	1	0.02	∞
Probe coupling with DUT	0.00	R	1.732	1	0.00	∞
Modulation response	0.40	R	1.732	1	0.23	∞
Integration time	0.00	R	1.732	1	0.00	∞
Response time	0.00	R	1.732	1	0.00	∞
Device holder influence	0.10	R	1.732	1	0.06	∞
DUT alignment	0.00	R	1.732	1	0.00	∞
RF ambient conditions	0.04	R	1.732	1	0.02	∞
Ambient reflections	0.04	R	1.732	1	0.02	∞
Immunity / secondary reception	0.00	R	1.732	1	0.00	∞
Drift of the DUT		R	1.732	1	0.00	∞
Combined Std. Uncertainty					1.33	
Expanded STD Uncertainty (95%), K=2					2.67	



Unless otherwise agreed in writing, this document is issued by the Company subject to its General Conditions of Service printed overleaf, available on request or accessible at <https://www.sgs.com/en/Terms-and-Conditions>. Attention is drawn to the limitation of liability, indemnification and jurisdiction issues defined therein. Any holder of this document is advised that information contained hereon reflects the Company's findings at the time of its intervention only and within the limits of Client's instructions, if any. The Company's sole responsibility is to its Client and this document does not exonerate parties to a transaction from exercising all their rights and obligations under the transaction documents. This document cannot be reproduced except in full, without prior written approval of the Company. Any unauthorized alteration, forgery or falsification of the content or appearance of this document is unlawful and offenders may be prosecuted to the fullest extent of the law. Unless otherwise stated the results shown in this test report refer only to the sample(s) tested and such sample(s) are retained for 30 days only.
Attention: To check the authenticity of testing / inspection report & certificate, please contact us at telephone: (86-755) 8307 1443, or email: CN.Doccheck@sgs.com

No.1 Workshop, M-10, Middle Section, Science & Technology Park, Nanshan District, Shenzhen, Guangdong, China 518057 t (86-755) 26012053 www.sgs.com.cn
中国·广东·深圳市南山区科技园中区M-10栋1号厂房 邮编: 518057 t (86-755) 26012053 sgs.china@sgs.com



SGS-CSTC Standards Technical Services Co., Ltd. Shenzhen Branch

SZSAR-TRF-01 Rev. A/0 May15,2023

Report No.: SZCR250500221413

Page: 22 of 22

8 Calibration certificate

Please see the Appendix C

9 Photographs

Please see the Appendix D

Appendix A: Detailed System Check Results

Appendix B: Detailed Test Results

Appendix C: Calibration certificate

Appendix D: Photographs

---END---



Unless otherwise agreed in writing, this document is issued by the Company subject to its General Conditions of Service printed overleaf, available on request or accessible at <https://www.sgs.com/en/Terms-and-Conditions>. Attention is drawn to the limitation of liability, indemnification and jurisdiction issues defined therein. Any holder of this document is advised that information contained hereon reflects the Company's findings at the time of its intervention only and within the limits of Client's instructions, if any. The Company's sole responsibility is to its Client and this document does not exonerate parties to a transaction from exercising all their rights and obligations under the transaction documents. This document cannot be reproduced except in full, without prior written approval of the Company. Any unauthorized alteration, forgery or falsification of the content or appearance of this document is unlawful and offenders may be prosecuted to the fullest extent of the law. Unless otherwise stated the results shown in this test report refer only to the sample(s) tested and such sample(s) are retained for 30 days only.
Attention: To check the authenticity of testing /inspection report & certificate, please contact us at telephone: (86-755) 8307 1443, or email: CN.Doccheck@sgs.com

No.1 Workshop, M-10, Middle Section, Science & Technology Park, Nanshan District, Shenzhen, Guangdong, China 518057 t (86-755) 26012053 www.sgsgroup.com.cn
中国·广东·深圳市南山区科技园中区M-10栋1号厂房 邮编: 518057 t (86-755) 26012053 sgs.china@sgs.com

Member of the SGS Group (SGS SA)