



SGS-CSTC Standards Technical Services (Suzhou) Co., Ltd.

Report No.: SUCR250500049404

Rev.: 01

Page: 1 of 6

Appendix D

Photographs

1. SAR measurement System
2. Photographs of Tissue Simulate Liquid
3. Photographs of EUT test position
4. EUT Antenna Locations
5. EUT Constructional Details

This document is issued by the Company subject to its General Conditions of Service printed overleaf, available on request or accessible at <http://www.sgs.com/en/Terms-and-Conditions> and, for electronic format documents, subject to Terms and Conditions for Electronic Documents at <http://www.sgs.com/en/Terms-and-Conditions/Terms-e-Document>. Attention is drawn to the limitation of liability, indemnification and jurisdiction issues defined therein. Any holder of this document is advised that information contained hereon reflects the Company's findings at the time of its intervention only and within the limits of Client's instructions, if any. The Company's sole responsibility is to its Client and this document does not exonerate parties to a transaction from exercising all their rights and obligations under the transaction documents. This document cannot be reproduced except in full, without prior written approval of the Company. Any unauthorized alteration, forgery or falsification of the content or appearance of this document is unlawful and offenders may be prosecuted to the fullest extent of the law.

Unless otherwise stated the results shown in this test report refer only to the sample(s) tested and such sample(s) are retained for 30 days only.

Attention: To check the authenticity of testing / inspection report & certificate, please contact us at telephone:(86-755) 8307 1443, or email: CN.Doccheck@sgs.com

SGS-CSTC Standards Technical Services (Suzhou) Co., Ltd.
Wireless Laboratory

South of No. 6 Plant, No. 1, RunSheng Road, Suzhou Industrial Park,
Suzhou Area, China (Jiangsu) Pilot Free Trade Zone 215000

t (86-512) 6229 2980
www.sgs.com.cn

1. SAR measurement System






SGS-CSTC Standards Technical Services (Suzhou) Co., Ltd.

Report No.: SUCR250500049404
Rev.: 01
Page: 3 of 6

2. Photographs of Tissue Simulate Liquid

Photo 1: Tissue Simulant Liquid for HBBL5-20MHz	NA
	NA

3. Photographs of EUT test position

Photo 2: NFC Front side 0mm



Photo 3: NFC Back side 0mm



Photo 4: NFC Left side 0mm




Photo 5: NFC Right side 0mm



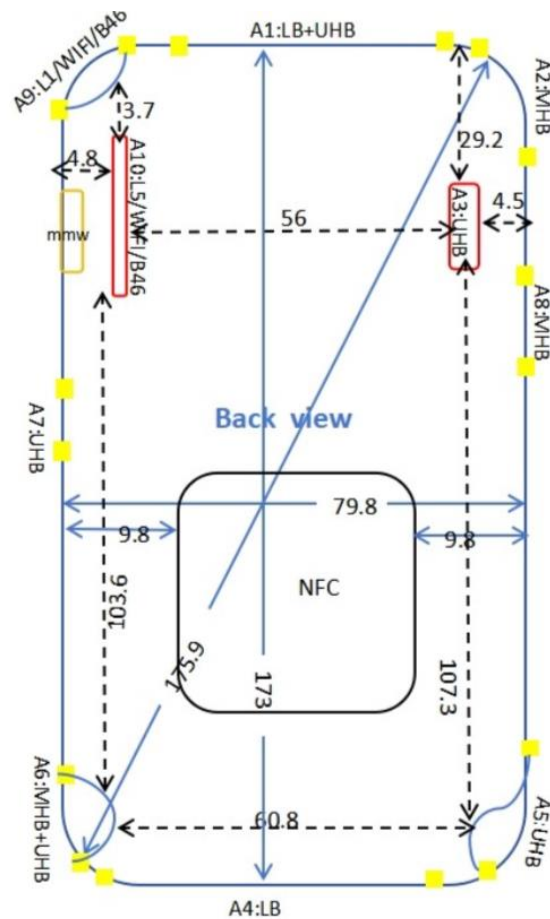
Photo 6: NFC Top side 0mm





Photo 7: NFC Bottom side 0mm



4. EUT Antenna Locations



5. EUT Constructional Details

Photo 8: Front View	Photo 9: Back View
	

- End of the Appendix -