11AX20MIMO_Ant10_5700_106Tone_RU54

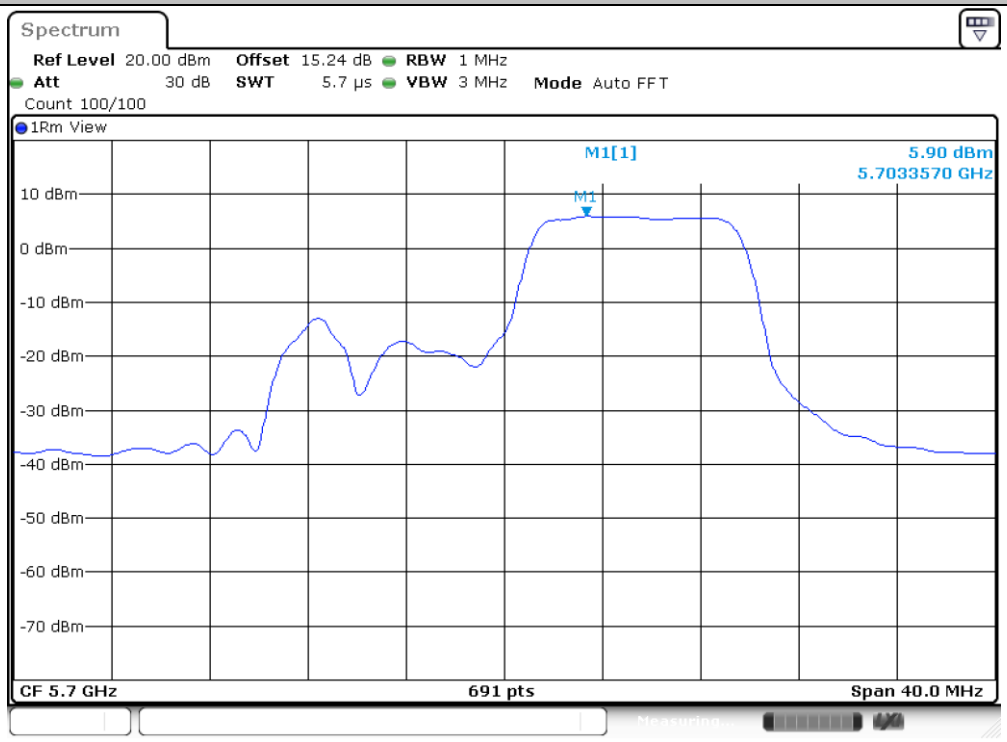

11AX20MIMO_total_5700_26Tone_RU8

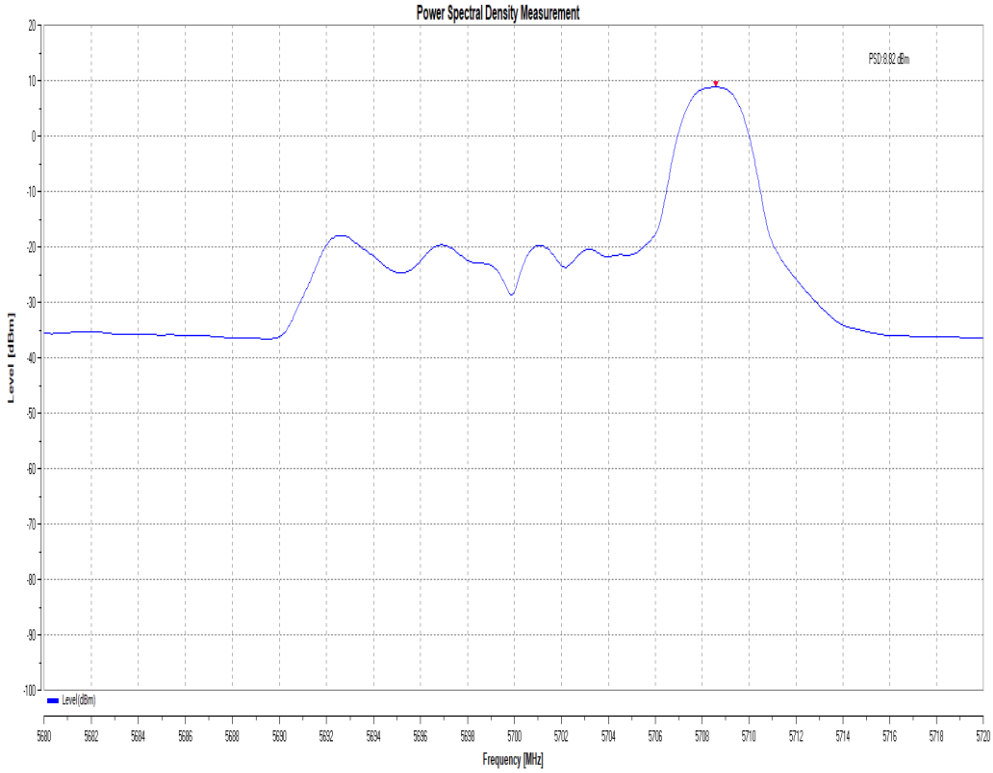

11AX20MIMO_total_5700_52Tone_RU40

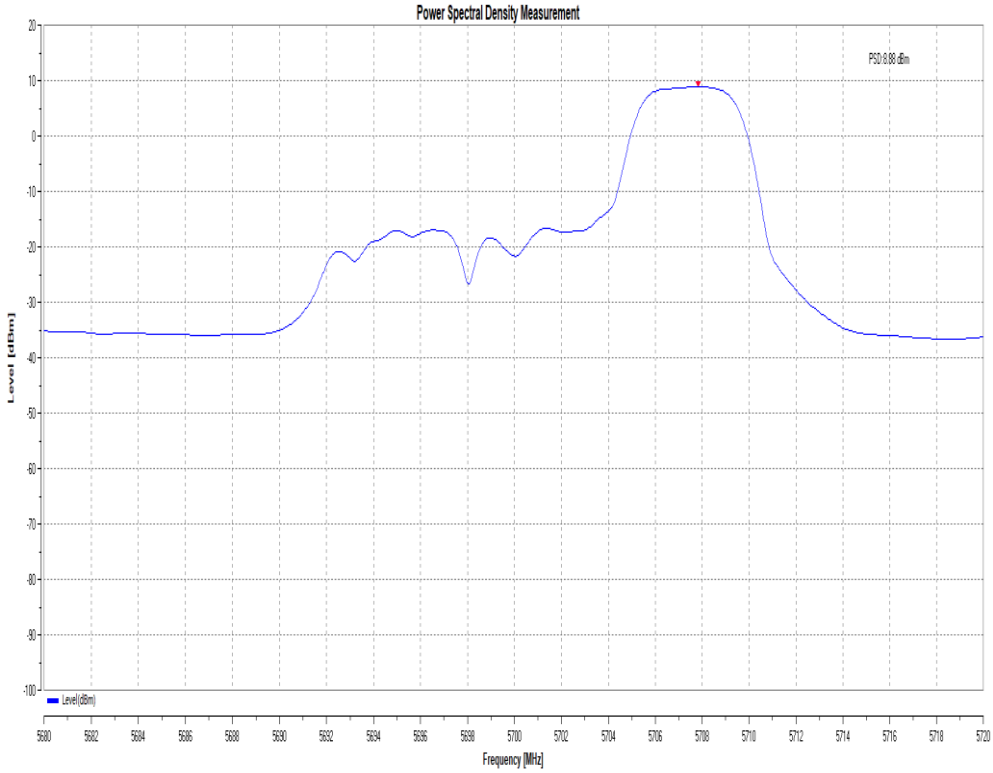

11AX20MIMO_total_5700_106Tone_RU54

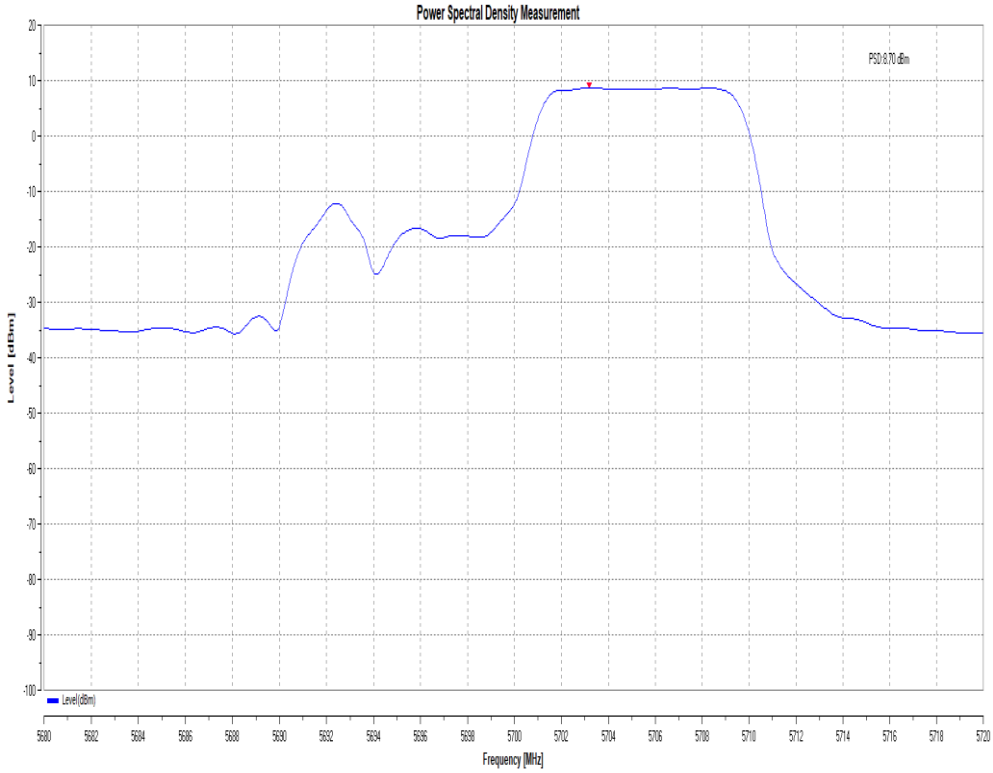

11AX20MIMO_Ant11_5745_26Tone_RU0

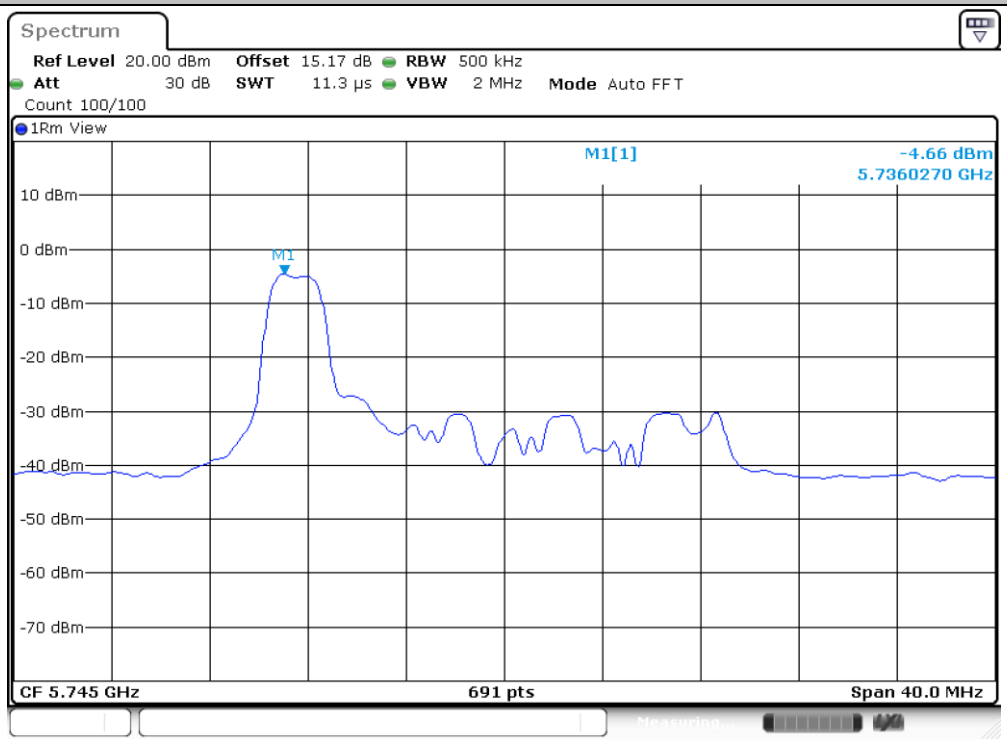

11AX20MIMO_Ant11_5745_52Tone_RU37

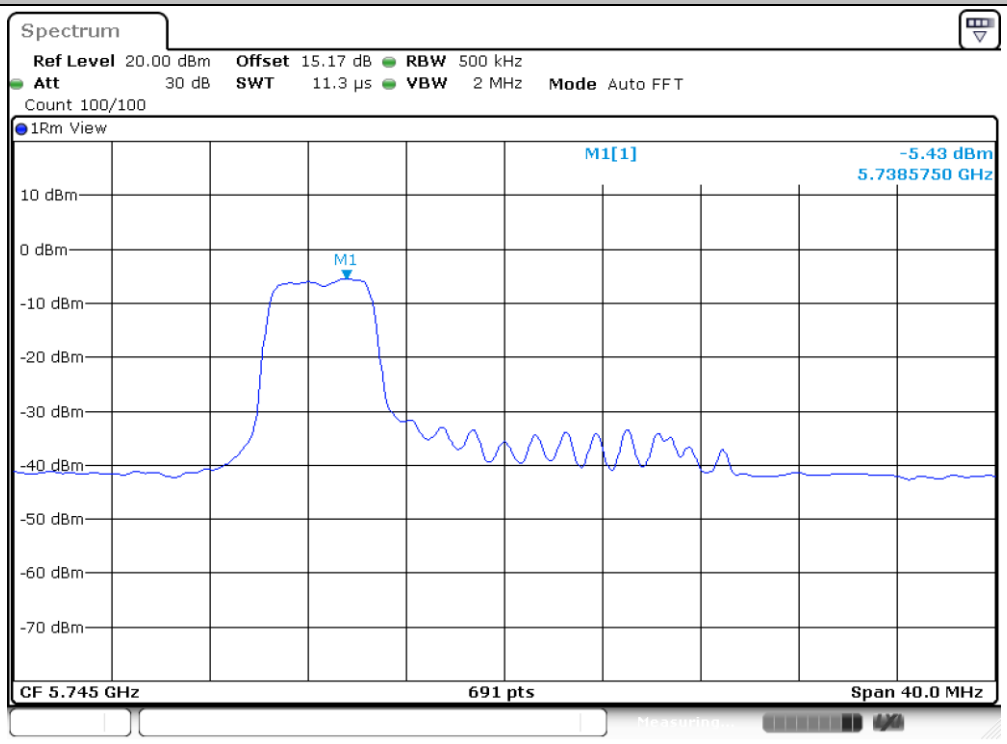

11AX20MIMO_Ant11_5745_106Tone_RU53

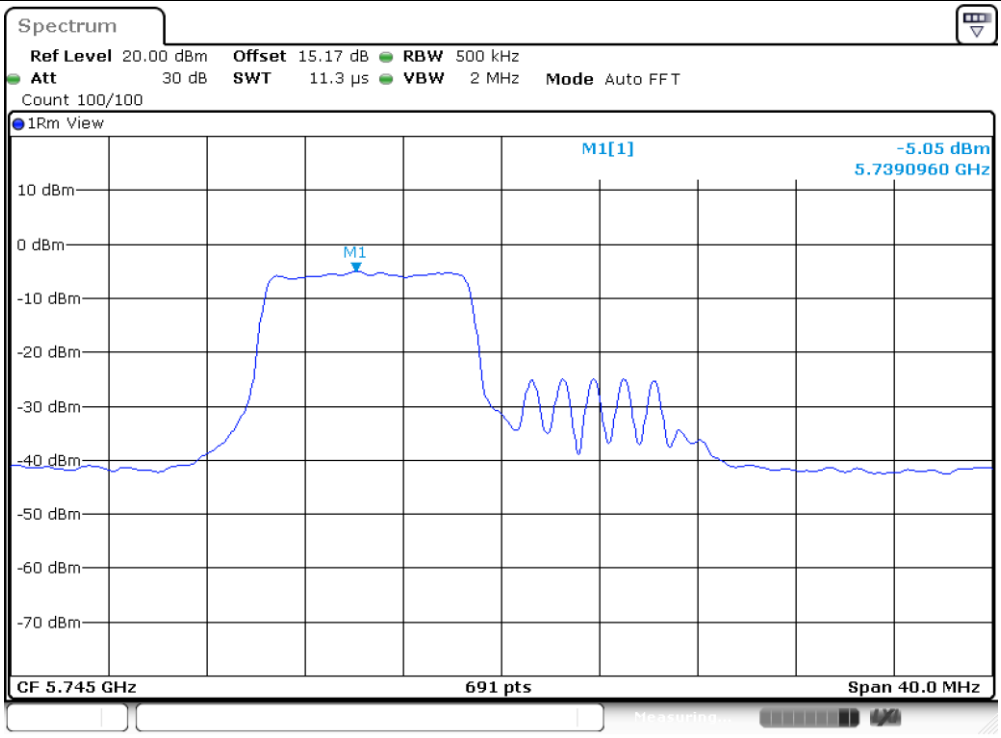

Date: 23.JAN.2025 05:34:29

11AX20MIMO_Ant10_5745_26Tone_RU0

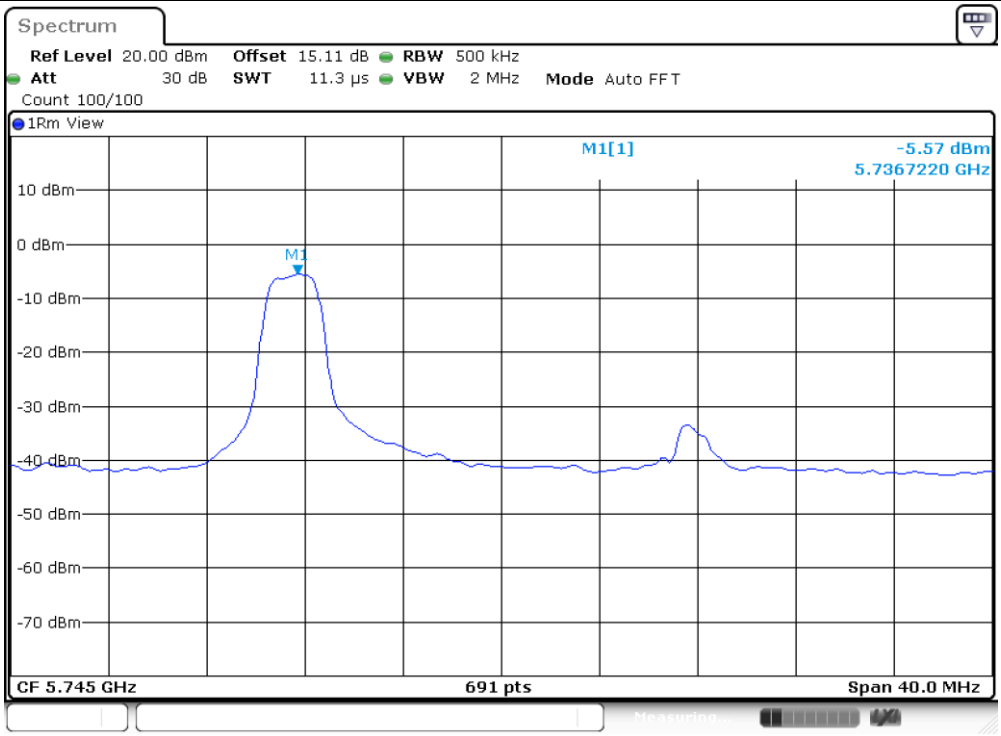

Date: 23.JAN.2025 05:14:06

11AX20MIMO_Ant10_5745_52Tone_RU37

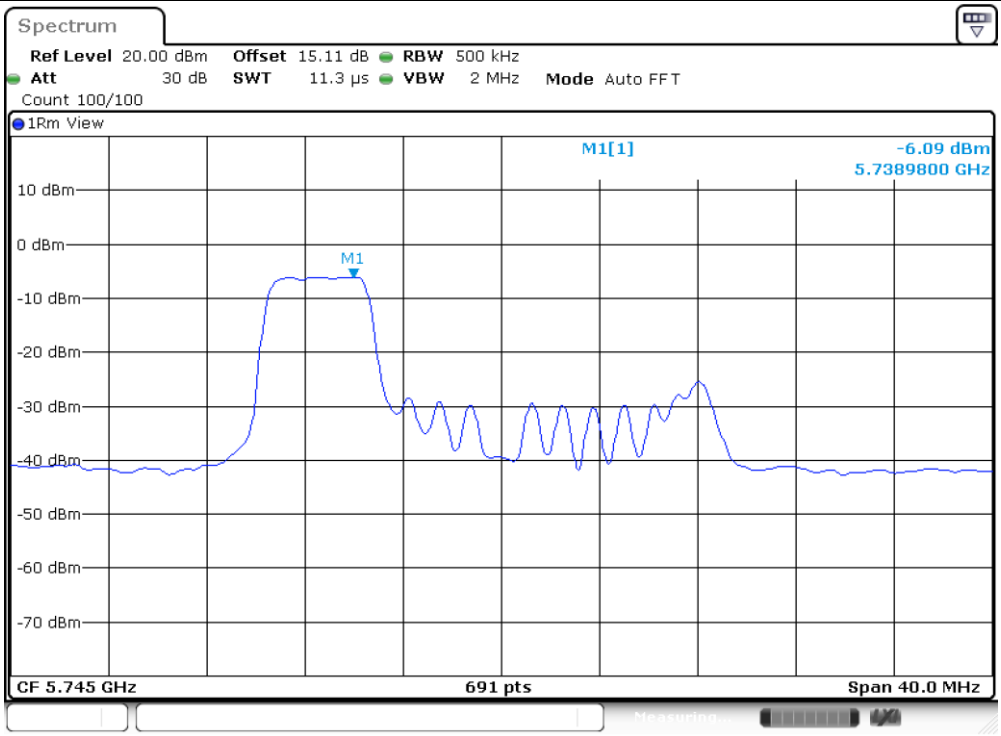

Date: 23.JAN.2025 05:25:09

11AX20MIMO_Ant10_5745_106Tone_RU53

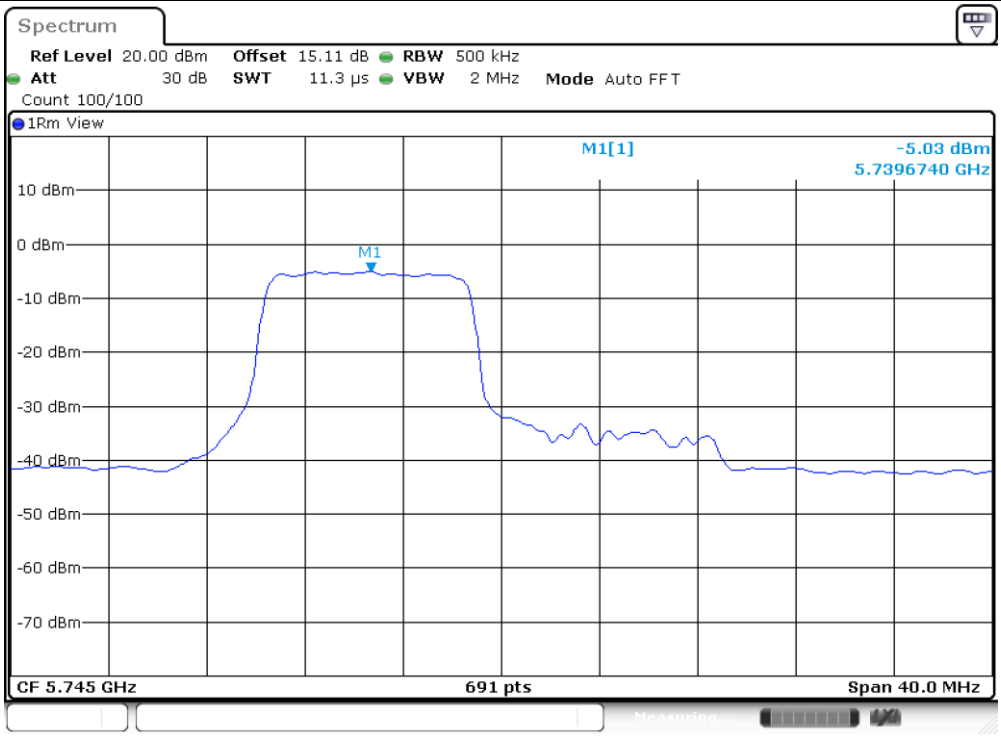

Date: 23.JAN.2025 05:35:16

11AX20MIMO_Ant11_5825_26Tone_RU8

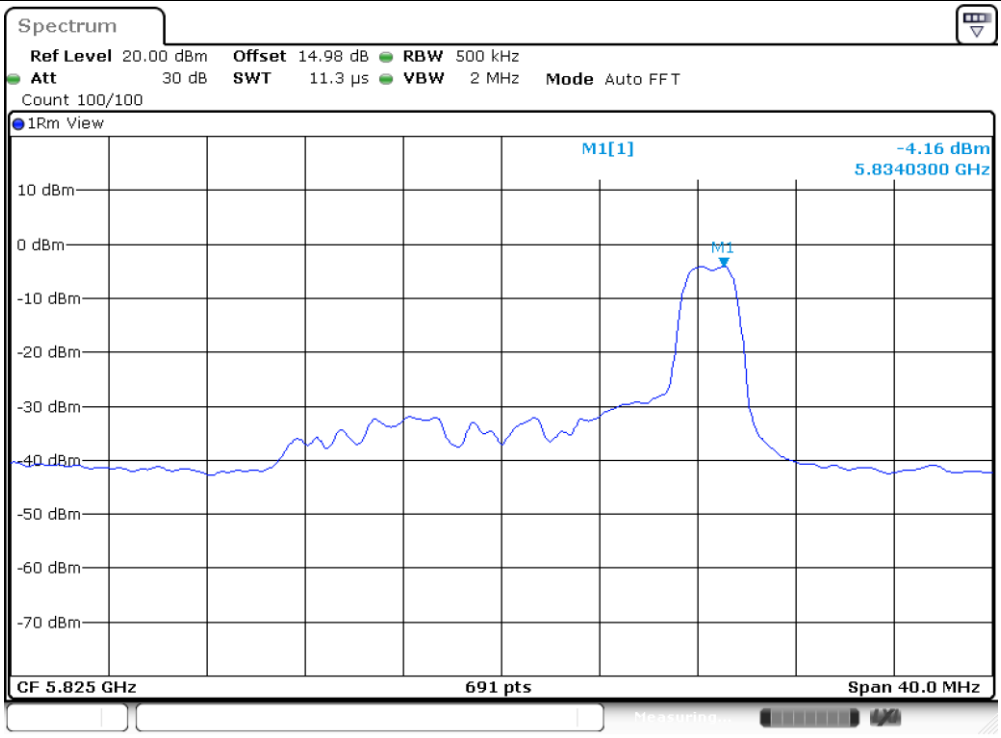

11AX20MIMO_Ant11_5825_52Tone_RU40

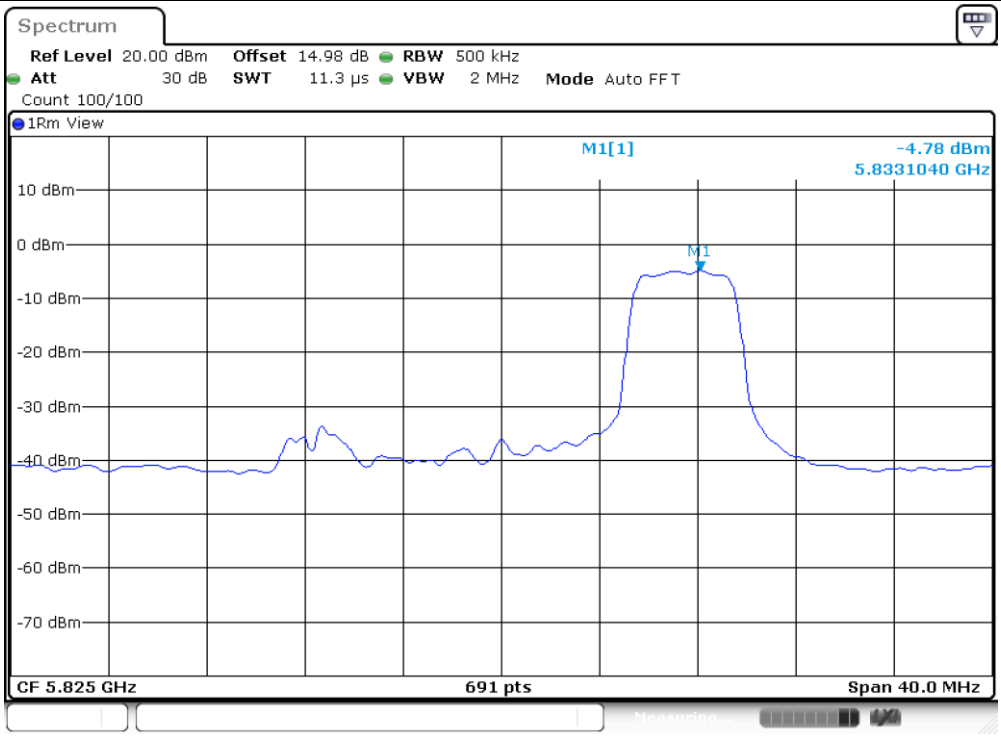

11AX20MIMO_Ant11_5825_106Tone_RU54

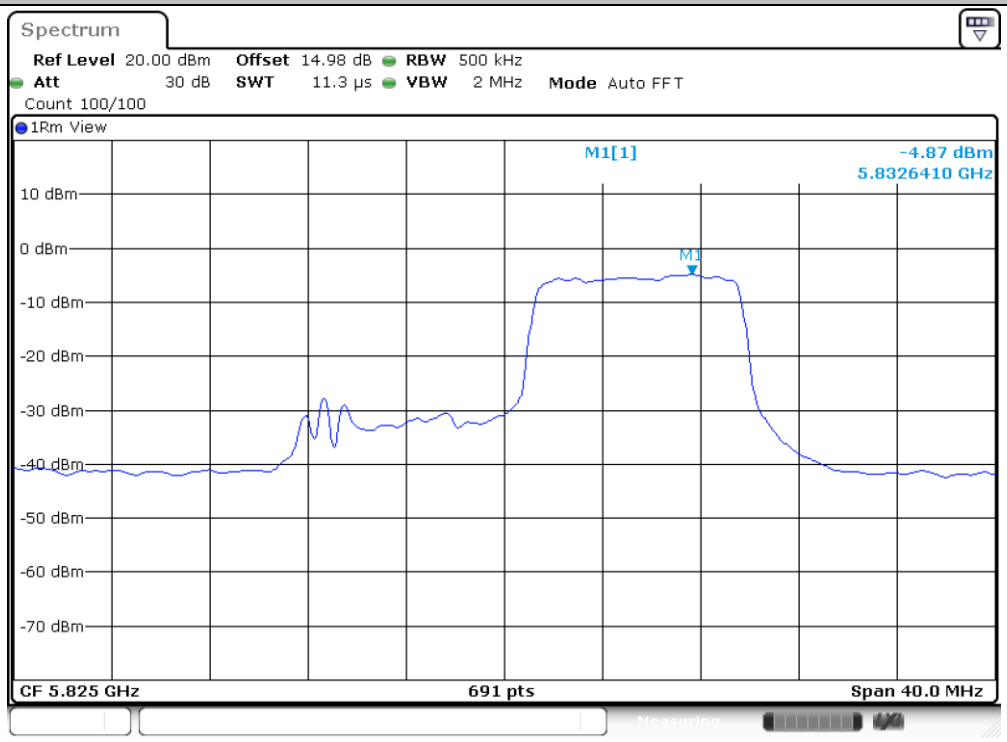

Date: 23.JAN.2025 05:46:04

11AX20MIMO_Ant10_5825_26Tone_RU8

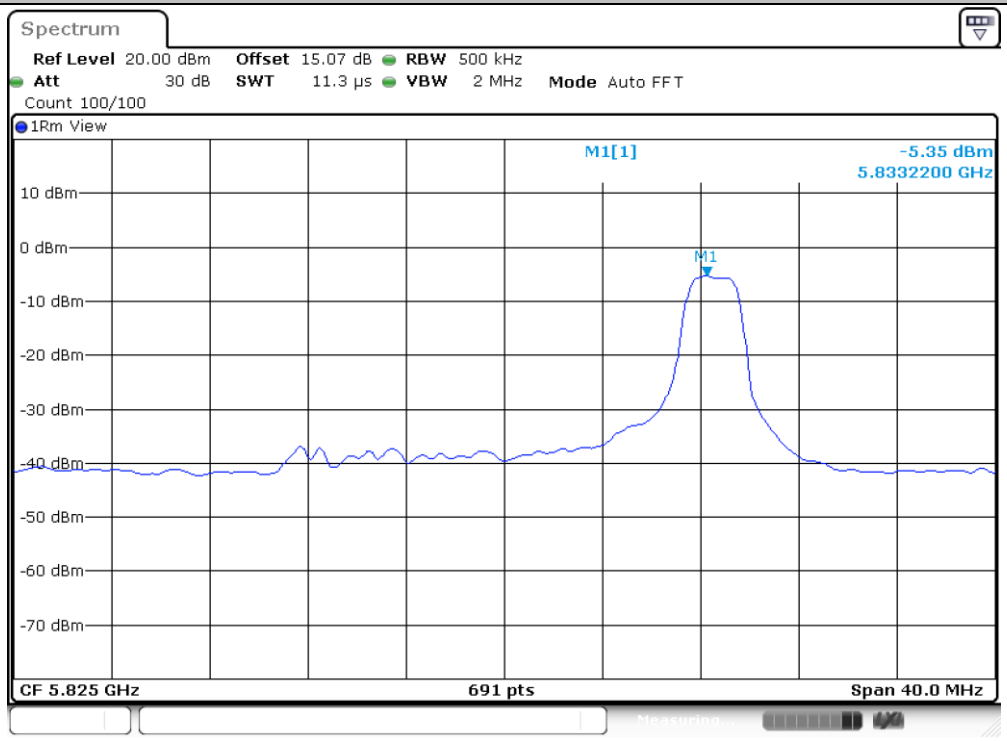

Date: 23.JAN.2025 05:38:43

11AX20MIMO_Ant10_5825_52Tone_RU40

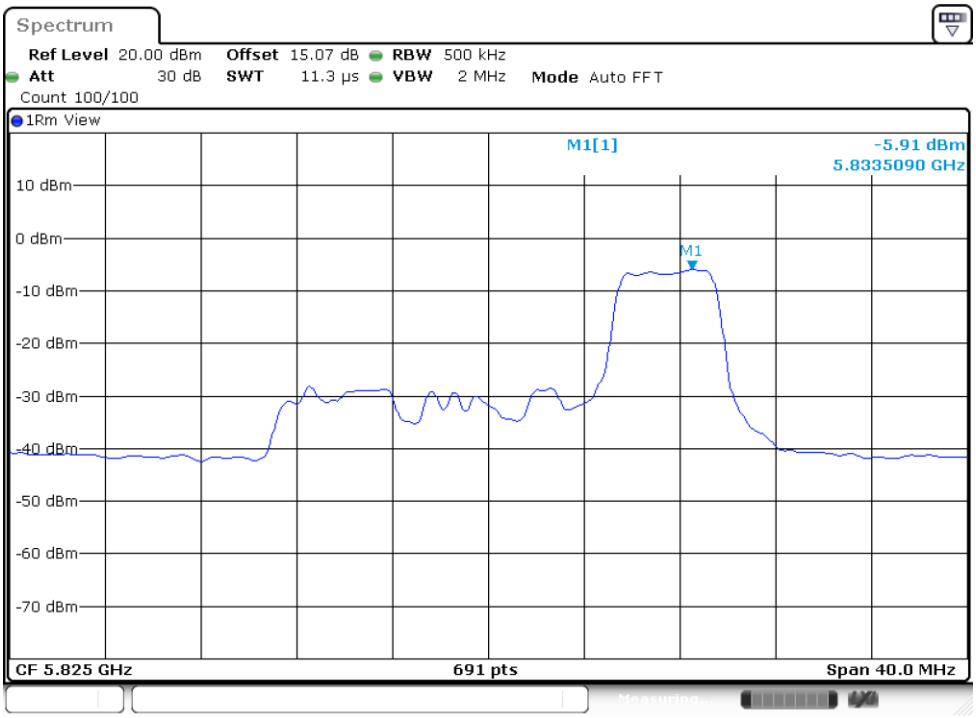

Date: 23.JAN.2025 05:44:48

11AX20MIMO_Ant10_5825_106Tone_RU54

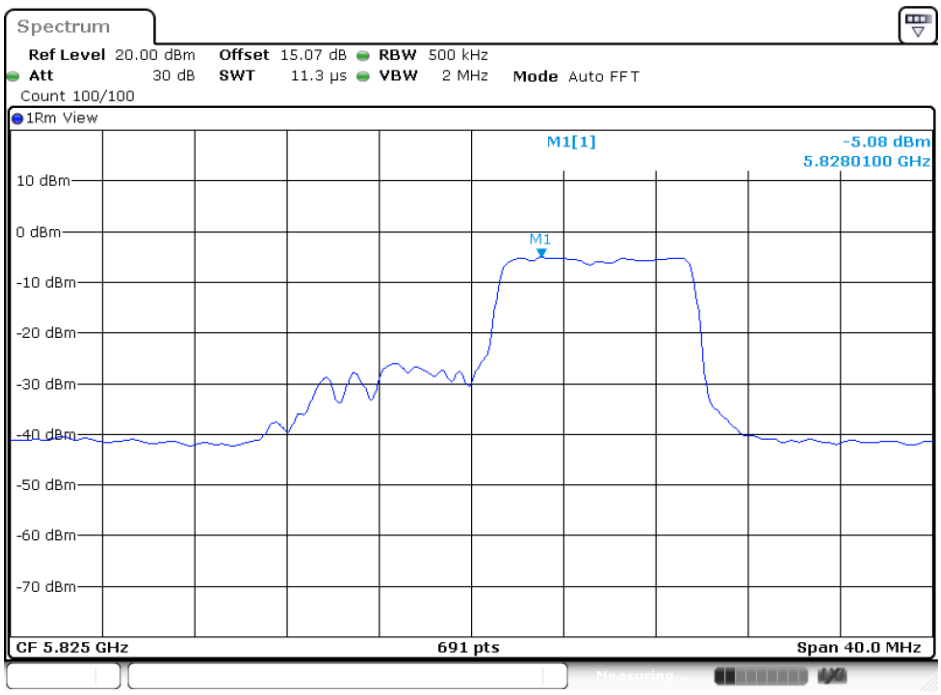

Date: 23.JAN.2025 05:46:42

Appendix B. AC Conducted Emission Test Results

Test Engineer :	Yuki Tang	**Temperature :**	22~24℃
		Relative Humidity :	44~50%
Test Voltage :	120Vac / 60Hz	**Phase :**	Line
Remark :	All emissions not reported here are more than 10 dB below the prescribed limit.		

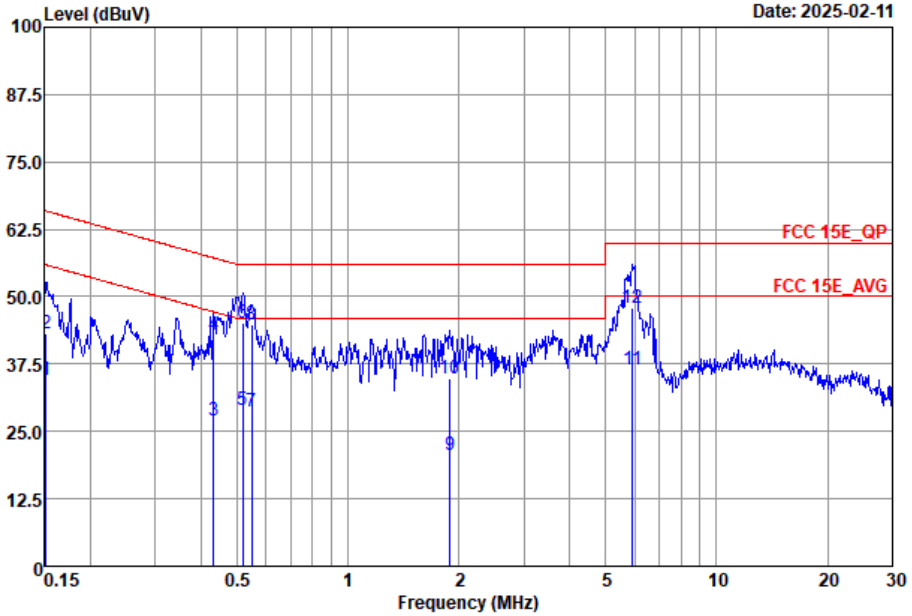

Site : CO02-SZ
Condition : FCC 15E_QP LISN_2024-L-1 LINE

		Freq MHz	Level dBuV	Over Limit dB	Limit Line dBuV	Read Level dBuV	LISN Factor dB	Cable Loss dB	Remark
1		0.15	34.48	-21.43	55.91	14.80	9.67	10.01	Average
2		0.15	43.18	-22.73	65.91	23.50	9.67	10.01	QP
3		0.43	27.12	-20.08	47.20	7.40	9.63	10.09	Average
4		0.43	43.02	-14.18	57.20	23.30	9.63	10.09	QP
5		0.52	28.84	-17.16	46.00	9.10	9.63	10.11	Average
6	*	0.52	45.04	-10.96	56.00	25.30	9.63	10.11	QP
7		0.55	28.65	-17.35	46.00	8.90	9.63	10.12	Average
8		0.55	44.85	-11.15	56.00	25.10	9.63	10.12	QP
9		1.89	20.54	-25.46	46.00	0.60	9.62	10.32	Average
10		1.89	34.74	-21.26	56.00	14.80	9.62	10.32	QP
11		5.93	36.62	-13.38	50.00	16.70	9.62	10.30	Average
12		5.93	47.82	-12.18	60.00	27.90	9.62	10.30	QP

Test Engineer :	Yuki Tang	**Temperature :**	22~24℃
		Relative Humidity :	44~50%
Test Voltage :	120Vac / 60Hz	**Phase :**	Neutral
Remark :	All emissions not reported here are more than 10 dB below the prescribed limit.		

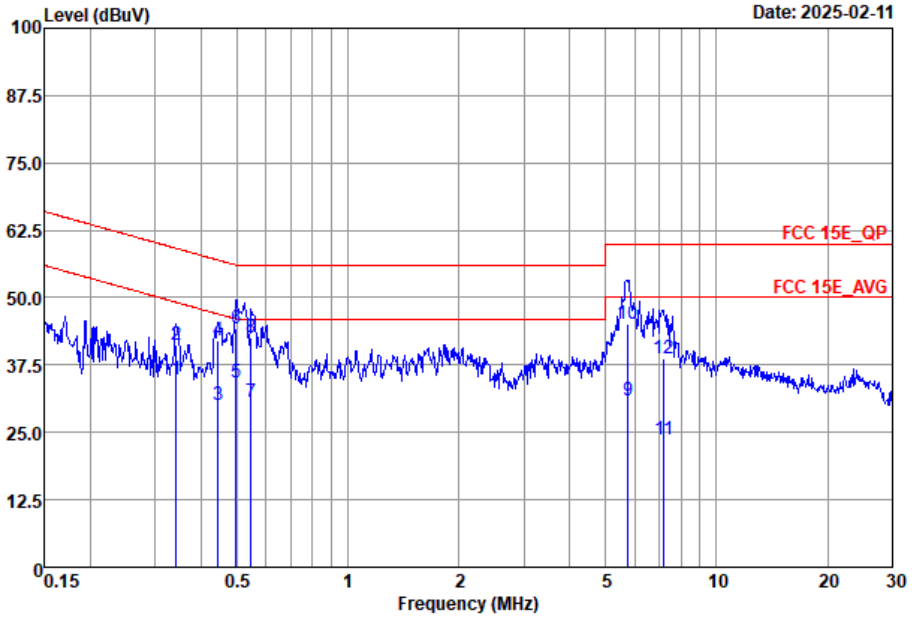

Site : CO02-SZ
Condition : FCC 15E_QP LISN_2024-N-1 NEUTRAL

	Freq	Level	Over Limit	Limit Line	Read Level	LISN Factor	Cable Loss	Remark
	MHz	dBuV	dB	dBuV	dBuV	dB	dB	
1	0.34	34.95	-14.18	49.13	15.21	9.68	10.06	Average
2	0.34	41.35	-17.78	59.13	21.61	9.68	10.06	QP
3	0.44	30.09	-16.89	46.98	10.30	9.70	10.09	Average
4	0.44	41.99	-14.99	56.98	22.20	9.70	10.09	QP
5	0.50	34.20	-11.85	46.05	14.40	9.69	10.11	Average
6 *	0.50	44.30	-11.75	56.05	24.50	9.69	10.11	QP
7	0.55	30.71	-15.29	46.00	10.90	9.69	10.12	Average
8	0.55	42.61	-13.39	56.00	22.80	9.69	10.12	QP
9	5.74	31.04	-18.96	50.00	11.10	9.65	10.29	Average
10	5.74	45.14	-14.86	60.00	25.20	9.65	10.29	QP
11	7.21	23.61	-26.39	50.00	3.60	9.64	10.37	Average
12	7.21	38.71	-21.29	60.00	18.70	9.64	10.37	QP

Note:

1. Level(dBμV) = Read Level(dBμV) + LISN Factor(dB) + Cable Loss(dB)
2. Over Limit(dB) = Level(dBμV) – Limit Line(dBμV)

Appendix C. Radiated Spurious Emission Test Data

Test Engineer :	ZhangXu	Relative Humidity :	50%
		Temperature :	20℃-22℃

Radiated Spurious Emission Test Modes

Mode	Band	Band (GHz)	Antenna	Modulation	Channel	Frequency	Data Rate	RU	Remark
Mode 1	U-NII-1	5.15-5.25	STBC 10+11	802.11a	36	5180	6Mbps	-	-
Mode 2	U-NII-1	5.15-5.25	STBC 10+11	802.11a	44	5220	6Mbps	-	-
Mode 3	U-NII-1	5.15-5.25	STBC 10+11	802.11a	48	5240	6Mbps	-	-
Mode 4	U-NII-2A	5.25-5.35	STBC 10+11	802.11a	52	5260	6Mbps	-	-
Mode 5	U-NII-2A	5.25-5.35	STBC 10+11	802.11a	60	5300	6Mbps	-	-
Mode 6	U-NII-2A	5.25-5.35	STBC 10+11	802.11a	64	5320	6Mbps	-	-
Mode 7	U-NII-2C	5.47-5.725	STBC 10+11	802.11a	100	5500	6Mbps	-	-
Mode 8	U-NII-2C	5.47-5.725	STBC 10+11	802.11a	116	5580	6Mbps	-	-
Mode 9	U-NII-2C	5.47-5.725	STBC 10+11	802.11a	140	5700	6Mbps	-	-
Mode 10	U-NII-1	5.15-5.25	STBC 10+11	802.11ax HE20	36	5180	MCS8	Full RU	-
Mode 11	U-NII-1	5.15-5.25	STBC 10+11	802.11ax HE20	44	5220	MCS8	Full RU	-
Mode 12	U-NII-1	5.15-5.25	STBC 10+11	802.11ax HE20	48	5240	MCS8	Full RU	-
Mode 13	U-NII-2A	5.25-5.35	STBC 10+11	802.11ax HE20	52	5260	MCS8	Full RU	-
Mode 14	U-NII-2A	5.25-5.35	STBC 10+11	802.11ax HE20	60	5300	MCS8	Full RU	-
Mode 15	U-NII-2A	5.25-5.35	STBC 10+11	802.11ax HE20	64	5320	MCS8	Full RU	-
Mode 16	U-NII-2C	5.47-5.725	STBC 10+11	802.11ax HE20	100	5500	MCS8	Full RU	-
Mode 17	U-NII-2C	5.47-5.725	STBC 10+11	802.11ax HE20	116	5580	MCS8	Full RU	-
Mode 18	U-NII-2C	5.47-5.725	STBC 10+11	802.11ax HE20	140	5700	MCS8	Full RU	-
Mode 19	U-NII-1	5.15-5.25	STBC 10+11	802.11ax HE40	38	5190	MCS8	Full RU	-
Mode 20	U-NII-1	5.15-5.25	STBC 10+11	802.11ax HE40	46	5230	MCS8	Full RU	-
Mode 21	U-NII-2A	5.25-5.35	STBC 10+11	802.11ax HE40	54	5270	MCS8	Full RU	-
Mode 22	U-NII-2A	5.25-5.35	STBC 10+11	802.11ax HE40	62	5310	MCS8	Full RU	-
Mode 23	U-NII-2C	5.47-5.725	STBC 10+11	802.11ax HE40	102	5510	MCS8	Full RU	-
Mode 24	U-NII-2C	5.47-5.725	STBC 10+11	802.11ax HE40	110	5550	MCS8	Full RU	-
Mode 25	U-NII-2C	5.47-5.725	STBC 10+11	802.11ax HE40	134	5670	MCS8	Full RU	-
Mode 26	U-NII-1	5.15-5.25	STBC 10+11	802.11ax HE80	42	5210	MCS8	Full RU	-
Mode 27	U-NII-2A	5.25-5.35	STBC 10+11	802.11ax HE80	58	5290	MCS8	Full RU	-
Mode 28	U-NII-2C	5.47-5.725	STBC 10+11	802.11ax HE80	106	5530	MCS8	Full RU	-
Mode 29	U-NII-2C	5.47-5.725	STBC 10+11	802.11ax HE80	122	5610	MCS8	Full RU	-
Mode 30	U-NII-1	5.15-5.35	STBC 10+11	802.11ax HE160	50	5250	MCS8	Full RU	-
Mode 31	U-NII-2C	5.47-5.725	STBC 10+11	802.11ax HE160	114	5570	MCS8	Full RU	-
Mode 32	U-NII-3	5.725-5.85	STBC 10+11	802.11a	149	5745	6Mbps	-	-
Mode 33	U-NII-3	5.725-5.85	STBC 10+11	802.11a	157	5785	6Mbps	-	-
Mode 34	U-NII-3	5.725-5.85	STBC 10+11	802.11a	165	5825	6Mbps	-	-
Mode 35	U-NII-3	5.725-5.85	STBC 10+11	802.11ax HE20	149	5745	MCS8	Full RU	-
Mode 36	U-NII-3	5.725-5.85	STBC 10+11	802.11ax HE20	157	5785	MCS8	Full RU	-
Mode 37	U-NII-3	5.725-5.85	STBC 10+11	802.11ax HE20	165	5825	MCS8	Full RU	-
Mode 38	U-NII-3	5.725-5.85	STBC 10+11	802.11ax HE40	151	5755	MCS8	Full RU	-
Mode 39	U-NII-3	5.725-5.85	STBC 10+11	802.11ax HE40	159	5795	MCS8	Full RU	-

Mode	Band	Band (GHz)	Antenna	Modulation	Channel	Frequency	Data Rate	RU	Remark
Mode 40	U-NII-3	5.725-5.85	STBC 10+11	802.11ax HE80	155	5775	MCS8	Full RU	-
Mode 41	U-NII-3	5.725-5.85	STBC 10+11	802.11a	144	5825	6Mbps	Full RU	-
Mode 42	U-NII-3	5.725-5.85	STBC 10+11	802.11ax HE20	144	5745	MCS8	Full RU	-
Mode 43	U-NII-3	5.725-5.85	STBC 10+11	802.11ax HE40	142	5825	MCS8	Full RU	-
Mode 44	U-NII-3	5.725-5.85	STBC 10+11	802.11ax HE80	138	5745	MCS8	Full RU	-
Mode 45	U-NII-1	5.15-5.25	STBC 10+11	802.11ax HE20	36	5180	MCS8	106/53	-
Mode 46	U-NII-2A	5.25-5.35	STBC 10+11	802.11ax HE20	64	5320	MCS8	106/54	-
Mode 47	U-NII-2C	5.47-5.725	STBC 10+11	802.11ax HE20	100	5500	MCS8	26/0	-
Mode 48	U-NII-2C	5.47-5.725	STBC 10+11	802.11ax HE20	140	5700	MCS8	52/40	-
Mode 49	U-NII-3	5.725-5.85	STBC 10+11	802.11ax HE20	149	5745	MCS8	106./53	-
Mode 50	U-NII-3	5.725-5.85	STBC 10+11	802.11ax HE20	165	5825	MCS8	26/8	-
Mode 51	U-NII-1	5.15-5.25	STBC 10+11	802.11ax HE40	38	5190	MCS8	Full RU	-
Mode 53	LF-U-NII-1	-	-	-	-	-	-	-	-
Mode 54	LF-U-NII-3	-	-	-	-	-	-	-	-
Mode 55	U-NII-1	5.15-5.25	STBC 10+11	802.11ax HE40	38	5190	MCS8	Full RU	-
	-	-	10	BLE_2M	00	2402	-	-	-
	-	-	3	LTE	B48	-	-	-	-

Summary of each worse mode

Mode	Modulation	Ch.	Freq. (MHz)	Level (dBuV/m)	Limit (dBuV/m)	Margin (dB)	Pol.	Peak Avg.	Result	Remark
1	802.11a	36	5148.86	53.00	54.00	-1.00	H	AVERAGE	Pass	Band Edge
1	802.11a	36	10360.00	45.44	68.30	-22.86	V	Peak	Pass	Harmonic
2	802.11a	44	-	-	-	-	-	-	-	Band Edge
2	802.11a	44	10440.00	47.23	68.30	-21.07	H	Peak	Pass	Harmonic
3	802.11a	48	-	-	-	-	-	-	-	Band Edge
3	802.11a	48	10480.00	48.57	68.30	-19.73	V	Peak	Pass	Harmonic
4	802.11a	52	-	-	-	-	-	-	-	Band Edge
4	802.11a	52	15780.00	52.43	54.00	-1.57	V	Average	Pass	Harmonic
5	802.11a	60	-	-	-	-	-	-	-	Band Edge
5	802.11a	60	15900.00	52.32	54.00	-1.68	V	Average	Pass	Harmonic
6	802.11a	64	5350.38	51.46	54.00	-2.54	H	AVERAGE	Pass	Band Edge
6	802.11a	64	15960.00	48.59	74.00	-25.41	H	Peak	Pass	Harmonic
7	802.11a	100	5467.75	67.66	68.30	-0.64	H	PEAK	Pass	Band Edge
7	802.11a	100	16500.00	47.88	68.30	-20.42	V	Peak	Pass	Harmonic
8	802.11a	116	-	-	-	-	-	-	-	Band Edge
8	802.11a	116	16740.00	48.44	68.30	-19.86	V	Peak	Pass	Harmonic
9	802.11a	140	5727.17	64.47	68.30	-3.83	H	PEAK	Pass	Band Edge
9	802.11a	140	17100.00	49.16	68.30	-19.14	H	Peak	Pass	Harmonic
10	802.11ax HE20	36	5149.94	52.80	54.00	-1.20	H	AVERAGE	Pass	Band Edge
10	802.11ax HE20	36	10360.00	46.38	68.30	-21.92	H	Peak	Pass	Harmonic
11	802.11ax HE20	44	-	-	-	-	-	-	-	Band Edge
11	802.11ax HE20	44	10440.00	47.14	68.30	-21.16	V	Peak	Pass	Harmonic
12	802.11ax HE20	48	-	-	-	-	-	-	-	Band Edge
12	802.11ax HE20	48	10480.00	48.17	68.30	-20.13	V	Peak	Pass	Harmonic
13	802.11ax HE20	52	-	-	-	-	-	-	-	Band Edge
13	802.11ax HE20	52	15780.00	53.10	54.00	-0.90	V	Average	Pass	Harmonic
14	802.11ax HE20	60	-	-	-	-	-	-	-	Band Edge
14	802.11ax HE20	60	15900.00	53.02	54.00	-0.98	V	Average	Pass	Harmonic
15	802.11ax HE20	64	5350.10	53.39	54.00	-0.61	H	AVERAGE	Pass	Band Edge
15	802.11ax HE20	64	15960.00	47.97	74.00	-26.03	V	Peak	Pass	Harmonic
16	802.11ax HE20	100	5468.65	67.66	68.30	-0.64	H	PEAK	Pass	Band Edge
16	802.11ax HE20	100	16500.00	47.77	68.30	-20.53	V	Peak	Pass	Harmonic
17	802.11ax HE20	116	-	-	-	-	-	-	-	Band Edge
17	802.11ax HE20	116	16740.00	48.18	68.30	-20.12	H	Peak	Pass	Harmonic
18	802.11ax HE20	140	5726.46	60.14	68.30	-8.16	H	PEAK	Pass	Band Edge
18	802.11ax HE20	140	17100.00	49.35	68.30	-18.95	H	Peak	Pass	Harmonic
19	802.11ax HE40	38	5149.53	53.95	54.00	-0.05	H	AVERAGE	Pass	Band Edge
19	802.11ax HE40	38	10380.00	45.86	68.30	-22.44	V	Peak	Pass	Harmonic
20	802.11ax HE40	46	-	-	-	-	-	-	-	Band Edge
20	802.11ax HE40	46	10460.00	45.71	68.30	-22.59	V	Peak	Pass	Harmonic
21	802.11ax HE40	54	-	-	-	-	-	-	-	Band Edge
21	802.11ax HE40	54	10540.00	45.84	68.30	-22.46	V	Peak	Pass	Harmonic
22	802.11ax HE40	62	5350.05	53.21	54.00	-0.79	H	AVERAGE	Pass	Band Edge
22	802.11ax HE40	62	15930.00	47.07	74.00	-26.93	V	Peak	Pass	Harmonic

Mode	Modulation	Ch.	Freq. (MHz)	Level (dBuV/m)	Limit (dBuV/m)	Margin (dB)	Pol.	Peak Avg.	Result	Remark
23	802.11ax HE40	102	5469.04	65.25	68.30	-3.05	H	PEAK	Pass	Band Edge
23	802.11ax HE40	102	16530.00	46.59	68.30	-21.71	H	Peak	Pass	Harmonic
24	802.11ax HE40	110	-	-	-	-	-	-	-	Band Edge
24	802.11ax HE40	110	16650.00	46.87	68.30	-21.43	H	Peak	Pass	Harmonic
25	802.11ax HE40	134	5725.01	60.87	68.30	-7.43	V	PEAK	Pass	Band Edge
25	802.11ax HE40	134	17010.00	47.54	68.30	-20.76	H	Peak	Pass	Harmonic
26	802.11ax HE80	42	5147.21	52.87	54.00	-1.13	H	AVERAGE	Pass	Band Edge
26	802.11ax HE80	42	10420.00	47.64	68.30	-20.66	V	Peak	Pass	Harmonic
27	802.11ax HE80	58	5354.09	53.21	54.00	-0.79	H	AVERAGE	Pass	Band Edge
27	802.11ax HE80	58	10580.00	48.12	68.30	-20.18	V	Peak	Pass	Harmonic
28	802.11ax HE80	106	5459.44	53.32	54.00	-0.68	H	AVERAGE	Pass	Band Edge
28	802.11ax HE80	106	16590.00	47.44	68.30	-20.86	V	Peak	Pass	Harmonic
29	802.11ax HE80	122	5459.72	47.10	54.00	-6.90	H	AVERAGE	Pass	Band Edge
29	802.11ax HE80	122	16830.00	47.62	68.30	-20.68	V	Peak	Pass	Harmonic
30	802.11ax HE160	50	5362.14	53.01	54.00	-0.99	H	AVERAGE	Pass	Band Edge
30	802.11ax HE160	50	10500.00	47.21	68.30	-21.09	V	Peak	Pass	Harmonic
31	802.11ax HE160	114	5440.64	53.44	54.00	-0.56	H	AVERAGE	Pass	Band Edge
31	802.11ax HE160	114	16710.00	47.56	68.30	-20.74	V	Peak	Pass	Harmonic
32	802.11a	149	5650.03	51.15	68.32	-17.17	H	PEAK	Pass	Band Edge
32	802.11a	149	17235.00	49.38	68.30	-18.92	H	Peak	Pass	Harmonic
33	802.11a	157	-	-	-	-	-	-	-	Band Edge
33	802.11a	157	17355.00	50.30	68.30	-18.00	H	Peak	Pass	Harmonic
34	802.11a	165	5944.88	51.74	68.30	-16.56	H	PEAK	Pass	Band Edge
34	802.11a	165	17475.00	51.00	68.30	-17.30	H	Peak	Pass	Harmonic
35	802.11ax HE20	149	5621.75	51.83	68.30	-16.47	H	PEAK	Pass	Band Edge
35	802.11ax HE20	149	17235.00	48.93	68.30	-19.37	H	Peak	Pass	Harmonic
36	802.11ax HE20	157	-	-	-	-	-	-	-	Band Edge
36	802.11ax HE20	157	17355.00	48.30	68.30	-20.00	V	Peak	Pass	Harmonic
37	802.11ax HE20	165	5946.88	52.81	68.30	-15.49	V	PEAK	Pass	Band Edge
37	802.11ax HE20	165	17475.00	49.60	68.30	-18.70	H	Peak	Pass	Harmonic
38	802.11ax HE40	151	5949.81	52.65	68.30	-15.65	H	PEAK	Pass	Band Edge
38	802.11ax HE40	151	17265.00	49.03	68.30	-19.27	H	Peak	Pass	Harmonic
39	802.11ax HE40	159	5943.65	52.92	68.30	-15.38	H	PEAK	Pass	Band Edge
39	802.11ax HE40	159	17385.00	48.41	68.30	-19.89	V	Peak	Pass	Harmonic
40	802.11ax HE80	155	5946.15	53.42	68.30	-14.88	V	PEAK	Pass	Band Edge
40	802.11ax HE80	155	17325.00	48.89	68.30	-19.41	V	Peak	Pass	Harmonic
41	802.11a	144	-	-	-	-	-	-	-	Band Edge
41	802.11a	144	17160	47.52	68.3	-20.78	V	Peak	Pass	Harmonic
42	802.11ax HE20	144	-	-	-	-	-	-	-	Band Edge
42	802.11ax HE20	144	17160	49.37	68.3	-18.93	H	Peak	Pass	Harmonic
43	802.11ax HE40	142	-	-	-	-	-	-	-	Band Edge
43	802.11ax HE40	142	17130	48.38	68.3	-19.92	V	Peak	Pass	Harmonic
44	802.11ax HE80	138	-	-	-	-	-	-	-	Band Edge
44	802.11ax HE80	138	17070	47.73	68.3	-20.57	V	Peak	Pass	Harmonic

Mode	Modulation	Ch.	Freq. (MHz)	Level (dBuV/m)	Limit (dBuV/m)	Margin (dB)	Pol.	Peak Avg.	Result	Remark
45	802.11ax HE20	36	5149.94	52.13	54.00	-1.87	H	AVERAGE	Pass	Band Edge
45	802.11ax HE20	36	-	-	-	-	-	-	-	Harmonic
46	802.11ax HE20	64	5350.10	52.31	54.00	-1.69	H	AVERAGE	Pass	Band Edge
46	802.11ax HE20	64	-	-	-	-	-	-	-	Harmonic
47	802.11ax HE20	100	5458.90	41.95	54.00	-12.05	H	AVERAGE	Pass	Band Edge
47	802.11ax HE20	100	-	-	-	-	-	-	-	Harmonic
48	802.11ax HE20	140	5750.31	52.16	68.30	-16.14	H	PEAK	Pass	Band Edge
48	802.11ax HE20	140	-	-	-	-	-	-	-	Harmonic
49	802.11ax HE20	149	5617.84	51.84	68.30	-16.46	H	PEAK	Pass	Band Edge
49	802.11ax HE20	149	-	-	-	-	-	-	-	Harmonic
50	802.11ax HE20	165	5930.38	52.82	68.30	-15.48	H	PEAK	Pass	Band Edge
50	802.11ax HE20	165	-	-	-	-	-	-	-	Harmonic
53	802.11ax HE40	38	74.62	30.27	40	-9.73	V	PEAK	Pass	LF
54	802.11ax HE40	38	30.97	28.63	40	-11.37	V	PEAK	Pass	LF
55	802.11ax HE40	38	5149.91	52.73	54.00	-1.27	H	AVERAGE	Pass	Band Edge
	802.11ax HE40	38	15570.00	49.33	74.00	-24.67	V	Peak	Pass	Harmonic

Mode	1	
	Band Edge	
	U-NII-1_5.15-5.25_802.11a_CH36_5180MHz	
ANT	STBC 10+11	
Pol.	Horizontal	Fundamental
Peak	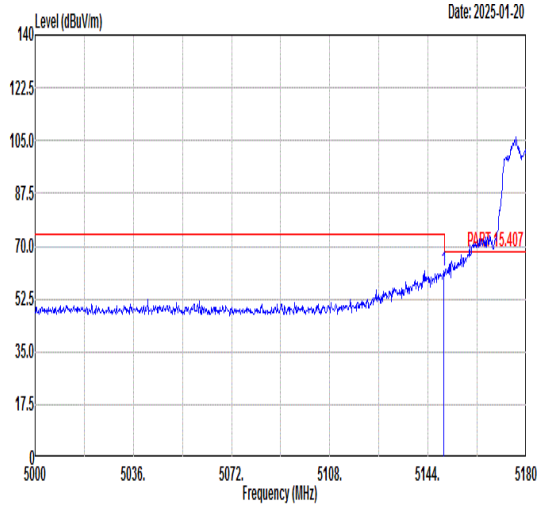 Freq Level Limit Line Margin Read Level Ant Factor Cable Loss Preamp Factor APos TPos Remark MHz dBuV/m dBuV/m dB dBuV dB/m dB dB cm deg 1 5149.76 61.94 74.00 -12.06 50.29 36.58 8.54 33.47 303 319 PEAK	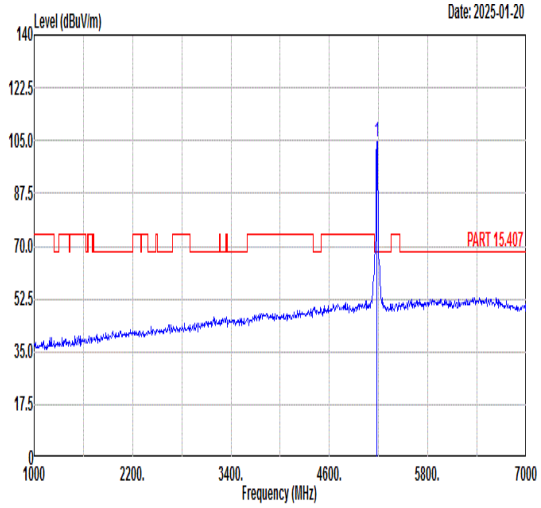 Freq Level Limit Line Margin Read Level Ant Factor Cable Loss Preamp Factor APos TPos Remark MHz dBuV/m dBuV/m dB dBuV dB/m dB dB cm deg 1 5180.00 104.68 ------ ------ 93.00 36.55 8.59 33.46 303 319 PEAK
Avg	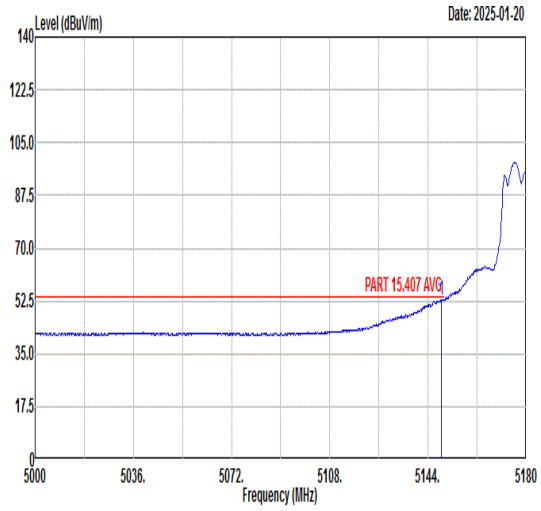 Freq Level Limit Line Margin Read Level Ant Factor Cable Loss Preamp Factor APos TPos Remark MHz dBuV/m dBuV/m dB dBuV dB/m dB dB cm deg 1 5148.86 53.00 54.00 -1.00 41.36 36.58 8.53 33.47 303 319 AVERAGE	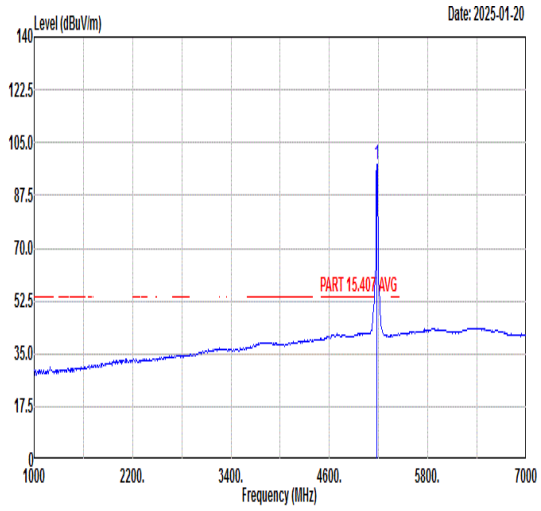 Freq Level Limit Line Margin Read Level Ant Factor Cable Loss Preamp Factor APos TPos Remark MHz dBuV/m dBuV/m dB dBuV dB/m dB dB cm deg 1 5180.00 97.82 ------ ------ 86.14 36.56 8.58 33.46 303 319 AVERAGE

Mode	1	
	Band Edge	
	U-NII-1_5.15-5.25_802.11a_CH36_5180MHz	
ANT	STBC 10+11	
Pol.	Vertical	Fundamental
Peak	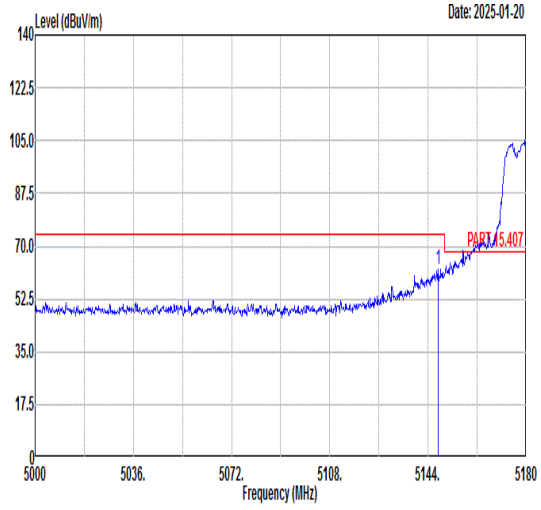 Freq Level Limit Line Margin Read Level Ant Factor Cable Loss Preamp Factor APos TPos Remark MHz dBuV/m dBuV/m dB dBuV dB/m dB dB cm deg 1 5147.60 62.55 74.00 -11.45 50.91 36.58 8.53 33.47 104 0 PEAK	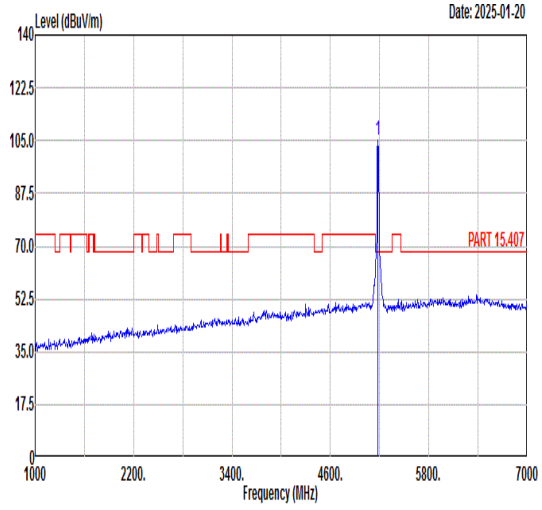 Freq Level Limit Line Margin Read Level Ant Factor Cable Loss Preamp Factor APos TPos Remark MHz dBuV/m dBuV/m dB dBuV dB/m dB dB cm deg 1 5180.00 105.03 ------ ------ 93.35 36.56 8.58 33.46 104 0 PEAK
Avg	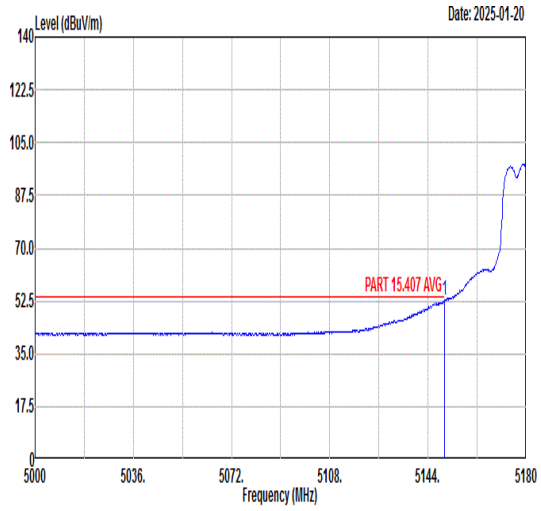 Freq Level Limit Line Margin Read Level Ant Factor Cable Loss Preamp Factor APos TPos Remark MHz dBuV/m dBuV/m dB dBuV dB/m dB dB cm deg 1 5149.94 52.62 54.00 -1.38 40.97 36.58 8.54 33.47 104 0 AVERAGE	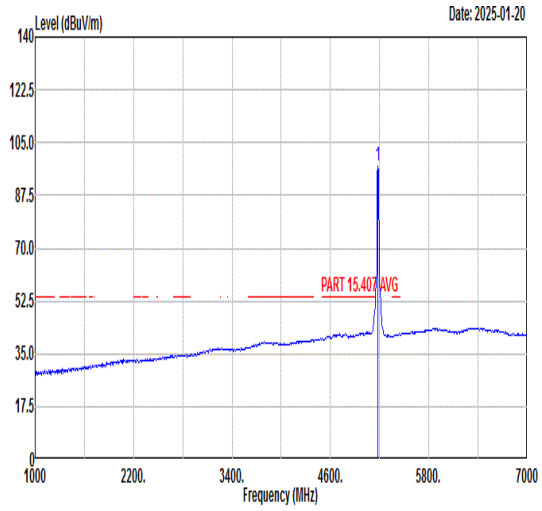 Freq Level Limit Line Margin Read Level Ant Factor Cable Loss Preamp Factor APos TPos Remark MHz dBuV/m dBuV/m dB dBuV dB/m dB dB cm deg 1 5180.00 97.27 ------ ------ 85.59 36.56 8.58 33.46 104 0 AVERAGE

Mode	1	
	Harmonic	
	U-NII-1_5.15-5.25_802.11a_CH36_5180MHz	
ANT	STBC 10+11	
Pol.	Horizontal	Vertical
Peak Avg	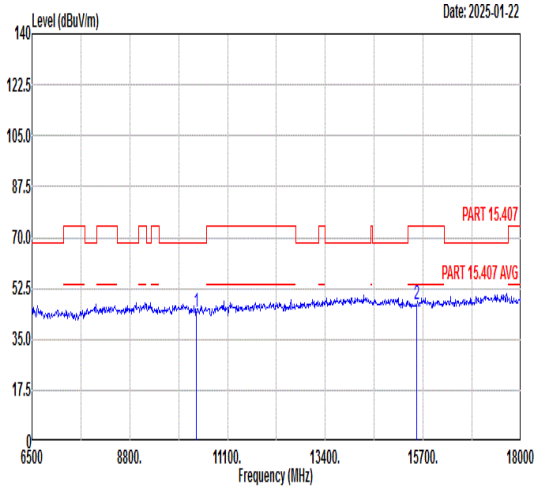 Freq Level Limit Line Margin Read Level Ant Factor Cable Loss Preamp Factor APos TPos Remark MHz dBuV/m dBuV/m dB dBuV dB/m dB dB cm deg 1 10360.00 44.54 68.30 -23.76 57.77 38.47 12.06 63.76 --- --- Peak 2 15540.00 46.87 74.00 -27.13 55.35 41.32 14.58 64.38 --- --- Peak	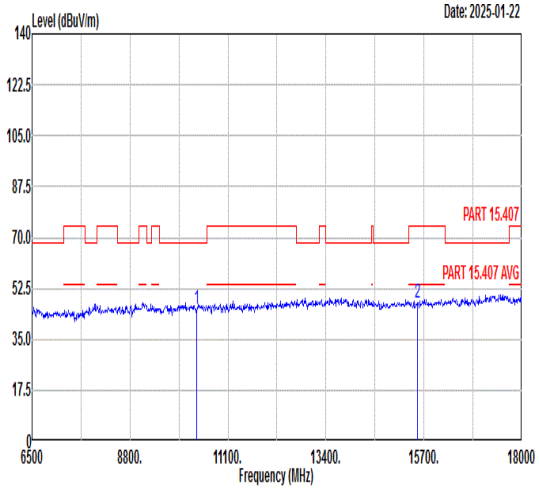 Freq Level Limit Line Margin Read Level Ant Factor Cable Loss Preamp Factor APos TPos Remark MHz dBuV/m dBuV/m dB dBuV dB/m dB dB cm deg 1 10360.00 45.44 68.30 -22.86 58.67 38.47 12.06 63.76 --- --- Peak 2 15540.00 47.54 74.00 -26.46 56.02 41.32 14.58 64.38 --- --- Peak

Mode	2	
	Harmonic	
	U-NII-1_5.15-5.25_802.11a_CH44_5220MHz	
ANT	STBC 10+11	
Pol.	Horizontal	Vertical
Peak Avg	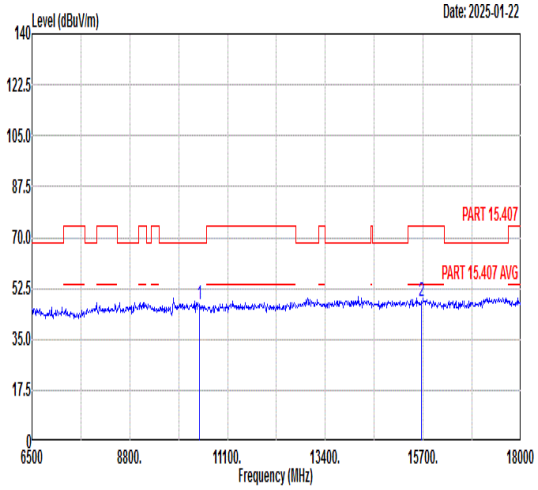 Freq Level Limit Line Margin Read Level Ant Factor Cable Loss Preamp Factor APos TPos Remark MHz dBuV/m dBuV/m dB dBuV dB/m dB dB cm deg 1 10440.00 47.23 68.30 -21.07 60.34 38.49 12.12 63.72 --- --- Peak 2 15660.00 48.25 74.00 -25.75 56.67 41.40 14.64 64.46 --- --- Peak	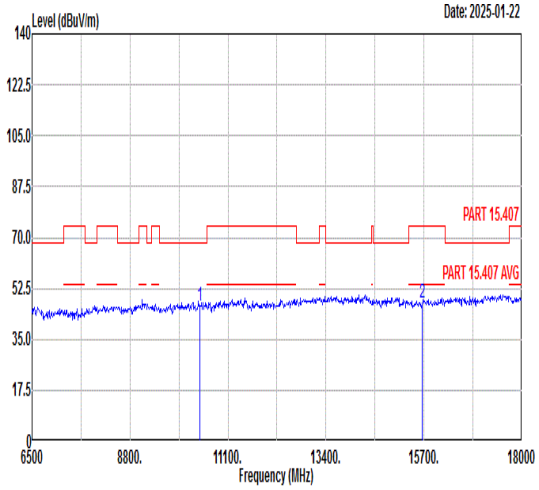 Freq Level Limit Line Margin Read Level Ant Factor Cable Loss Preamp Factor APos TPos Remark MHz dBuV/m dBuV/m dB dBuV dB/m dB dB cm deg 1 10440.00 46.25 68.30 -22.05 59.36 38.49 12.12 63.72 --- --- Peak 2 15660.00 47.52 74.00 -26.48 55.94 41.40 14.64 64.46 --- --- Peak

Mode	3	
	Harmonic	
	U-NII-1_5.15-5.25_802.11a_CH48_5240MHz	
ANT	STBC 10+11	
Pol.	Horizontal	Vertical
Peak Avg	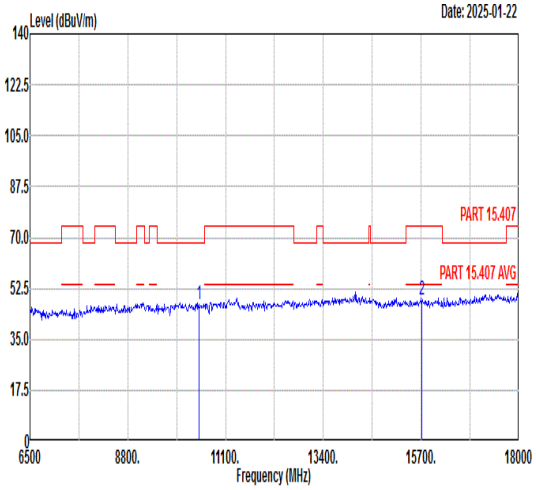 Freq Level Limit Line Margin Read Level Ant Factor Cable Loss Preamp Factor APos TPos Remark MHz dBuV/m dBuV/m dB dBuV dB/m dB dB cm deg 1 10480.00 47.20 68.30 -21.10 60.26 38.50 12.15 63.71 --- --- Peak 2 15720.00 48.71 74.00 -25.29 57.12 41.43 14.66 64.50 --- --- Peak	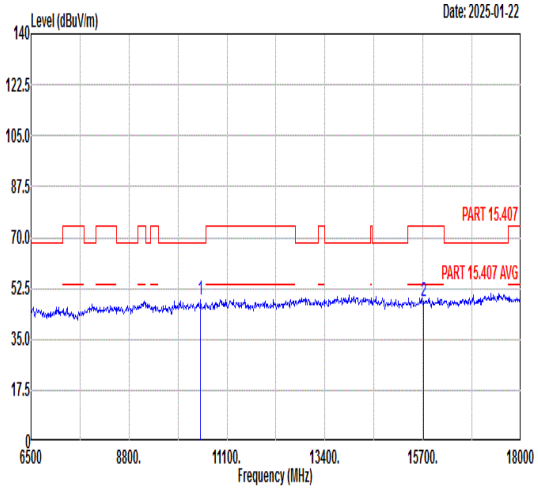 Freq Level Limit Line Margin Read Level Ant Factor Cable Loss Preamp Factor APos TPos Remark MHz dBuV/m dBuV/m dB dBuV dB/m dB dB cm deg 1 10480.00 48.57 68.30 -19.73 61.63 38.50 12.15 63.71 --- --- Peak 2 15720.00 47.99 74.00 -26.01 56.40 41.43 14.66 64.50 --- --- Peak

Mode	4	
	Harmonic	
	U-NII-2A_5.25-5.35_802.11a_CH52_5260MHz	
ANT	STBC 10+11	
Pol.	Horizontal	Vertical
Peak Avg	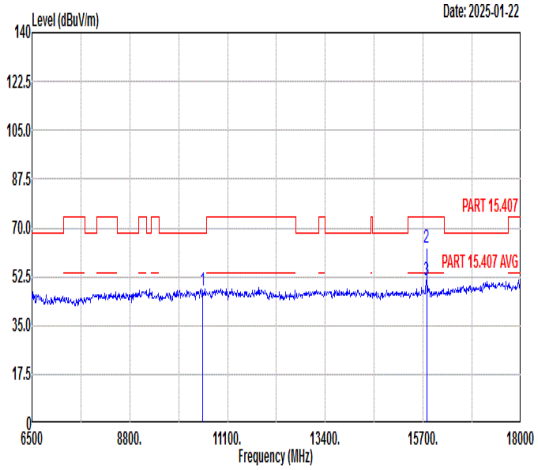 Freq Level Limit Line Margin Read Level Ant Factor Cable Loss Preamp Factor APos TPos Remark MHz dBuV/m dBuV/m dB dBuV dB/m dB dB cm deg 1 10520.00 47.59 68.30 -20.71 60.60 38.50 12.18 63.69 --- --- Peak 2 15780.00 62.75 74.00 -11.25 71.14 41.47 14.69 64.55 315 45 Peak 3 15780.00 51.10 54.00 -2.90 59.49 41.47 14.69 64.55 315 45 Average	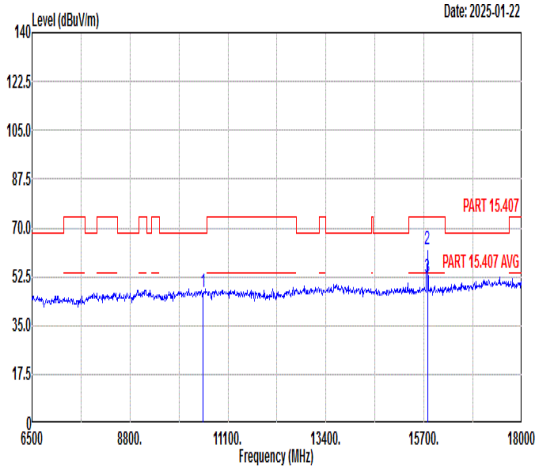 Freq Level Limit Line Margin Read Level Ant Factor Cable Loss Preamp Factor APos TPos Remark MHz dBuV/m dBuV/m dB dBuV dB/m dB dB cm deg 1 10520.00 46.96 68.30 -21.34 59.97 38.50 12.18 63.69 --- --- Peak 2 15780.00 62.59 74.00 -11.41 70.98 41.47 14.69 64.55 168 360 Peak 3 15780.00 52.43 54.00 -1.57 60.82 41.47 14.69 64.55 168 360 Average

Mode	5	
	Harmonic	
	U-NII-2A_5.25-5.35_802.11a_CH60_5300MHz	
ANT	STBC 10+11	
Pol.	Horizontal	Vertical
Peak Avg	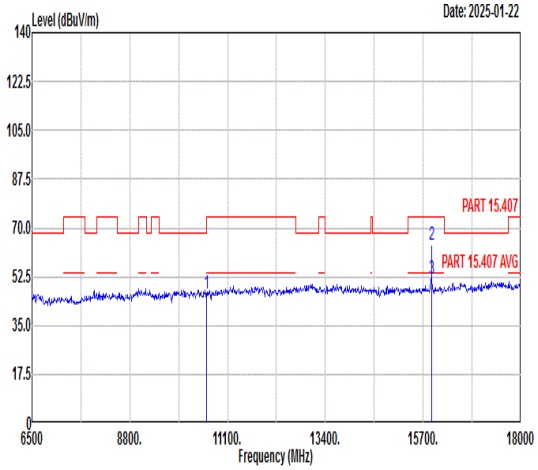 Freq Level Limit Line Margin Read Level Ant Factor Cable Loss Preamp Factor APos TPos Remark MHz dBuV/m dBuV/m dB dBuV dB/m dB dB cm deg 1 10600.00 46.72 74.00 -27.28 59.63 38.52 12.23 63.66 --- --- Peak 2 15900.00 64.02 74.00 -9.98 72.36 41.54 14.75 64.63 311 44 Peak 3 15900.00 51.82 54.00 -2.18 60.16 41.54 14.75 64.63 311 44 Average	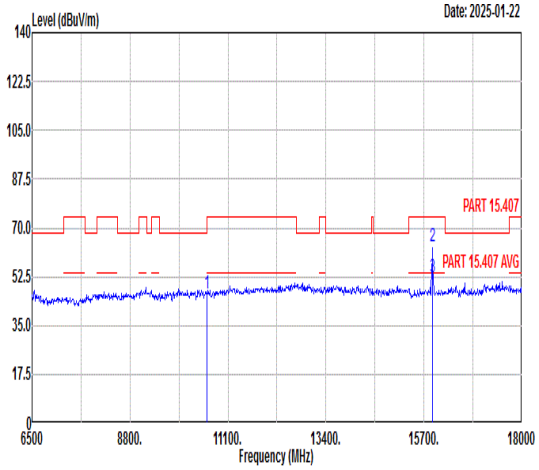 Freq Level Limit Line Margin Read Level Ant Factor Cable Loss Preamp Factor APos TPos Remark MHz dBuV/m dBuV/m dB dBuV dB/m dB dB cm deg 1 10600.00 46.68 74.00 -27.32 59.59 38.52 12.23 63.66 --- --- Peak 2 15900.00 63.18 74.00 -10.82 71.52 41.54 14.75 64.63 151 360 Peak 3 15900.00 52.32 54.00 -1.68 60.66 41.54 14.75 64.63 151 360 Average

Mode	6	
	Band Edge	
	U-NII-2A_5.25-5.35_802.11a_CH64_5320MHz	
ANT	STBC 10+11	
Pol.	Horizontal	Fundamental
Peak	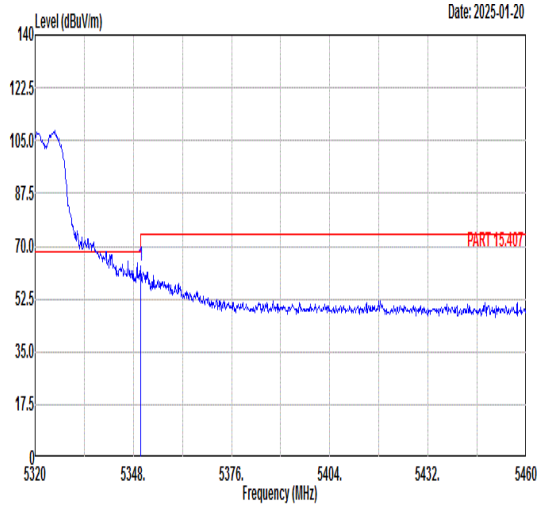 Freq Level Limit Line Margin Read Level Ant Factor Cable Loss Preamp Factor APos TPos Remark MHz dBuV/m dBuV/m dB dBuV dB/m dB dB cm deg 1 5350.10 63.16 74.00 -10.84 50.80 36.42 9.37 33.43 178 347 PEAK	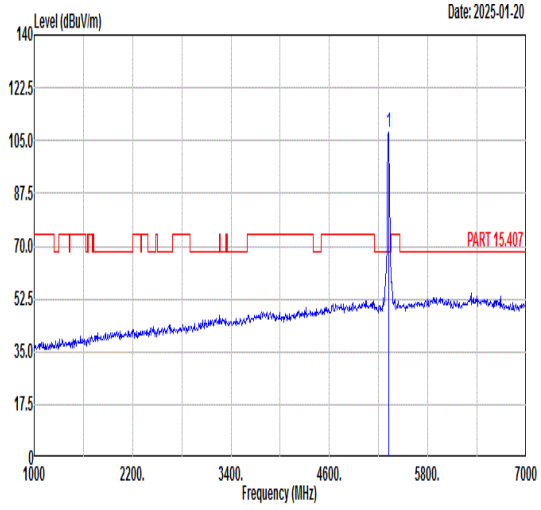 Freq Level Limit Line Margin Read Level Ant Factor Cable Loss Preamp Factor APos TPos Remark MHz dBuV/m dBuV/m dB dBuV dB/m dB dB cm deg 1 5320.00 108.03 ------ ------ 95.82 36.44 9.21 33.44 178 347 PEAK
Avg	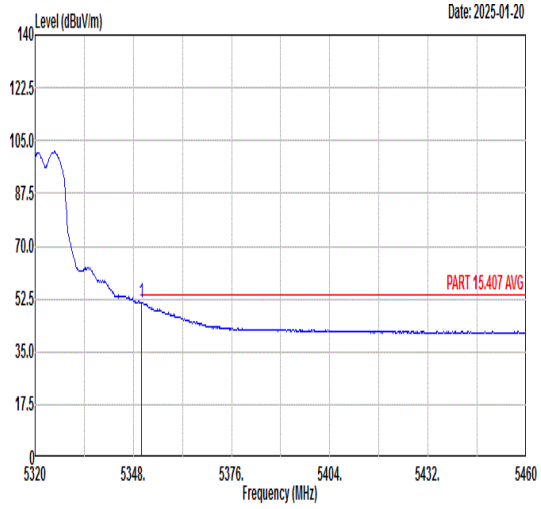 Freq Level Limit Line Margin Read Level Ant Factor Cable Loss Preamp Factor APos TPos Remark MHz dBuV/m dBuV/m dB dBuV dB/m dB dB cm deg 1 5350.38 51.46 54.00 -2.54 39.10 36.42 9.37 33.43 178 347 AVERAGE	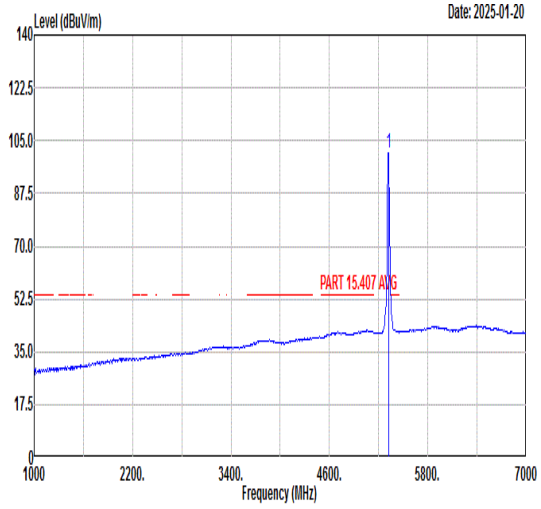 Freq Level Limit Line Margin Read Level Ant Factor Cable Loss Preamp Factor APos TPos Remark MHz dBuV/m dBuV/m dB dBuV dB/m dB dB cm deg 1 5320.00 101.16 ------ ------ 88.97 36.45 9.18 33.44 178 347 AVERAGE

Mode	6	
	Band Edge	
	U-NII-2A_5.25-5.35_802.11a_CH64_5320MHz	
ANT	STBC 10+11	
Pol.	Vertical	Fundamental
Peak	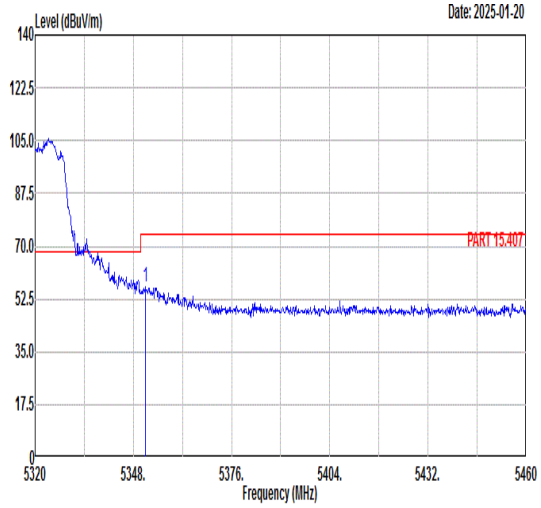 Freq Level Limit Line Margin Read Level Ant Factor Cable Loss Preamp Factor APos TPos Remark MHz dBuV/m dBuV/m dB dBuV dB/m dB dB cm deg 1 5351.36 56.71 74.00 -17.29 44.35 36.42 9.37 33.43 100 18 PEAK	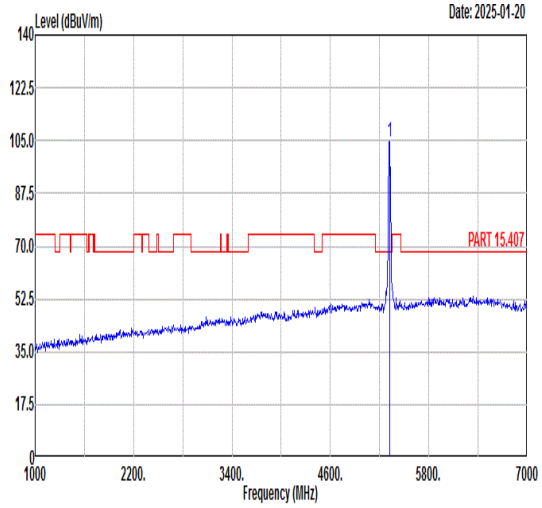 Freq Level Limit Line Margin Read Level Ant Factor Cable Loss Preamp Factor APos TPos Remark MHz dBuV/m dBuV/m dB dBuV dB/m dB dB cm deg 1 5320.00 104.82 ------ ------ 92.57 36.44 9.24 33.43 100 18 PEAK
Avg	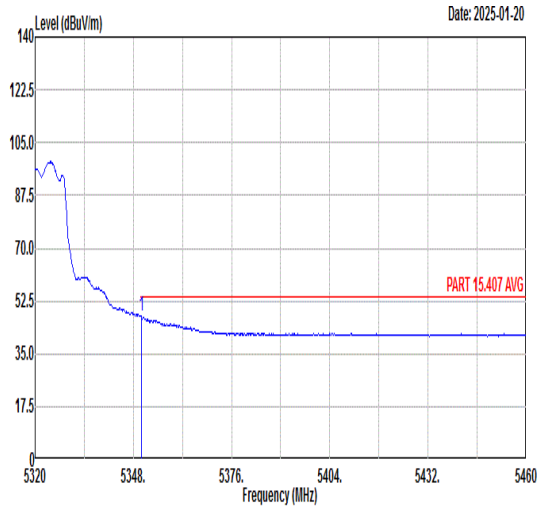 Freq Level Limit Line Margin Read Level Ant Factor Cable Loss Preamp Factor APos TPos Remark MHz dBuV/m dBuV/m dB dBuV dB/m dB dB cm deg 1 5350.38 47.44 54.00 -6.56 35.08 36.42 9.37 33.43 100 18 AVERAGE	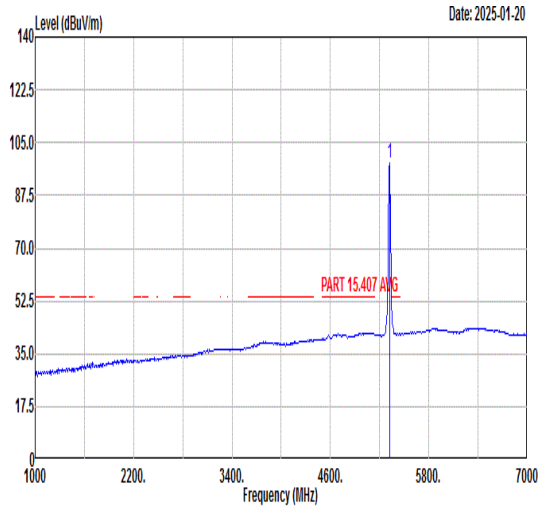 Freq Level Limit Line Margin Read Level Ant Factor Cable Loss Preamp Factor APos TPos Remark MHz dBuV/m dBuV/m dB dBuV dB/m dB dB cm deg 1 5320.00 98.16 ------ ------ 85.91 36.44 9.24 33.43 100 18 AVERAGE

Mode	6	
	Harmonic	
	U-NII-2A_5.25-5.35_802.11a_CH64_5320MHz	
ANT	STBC 10+11	
Pol.	Horizontal	Vertical
Peak Avg	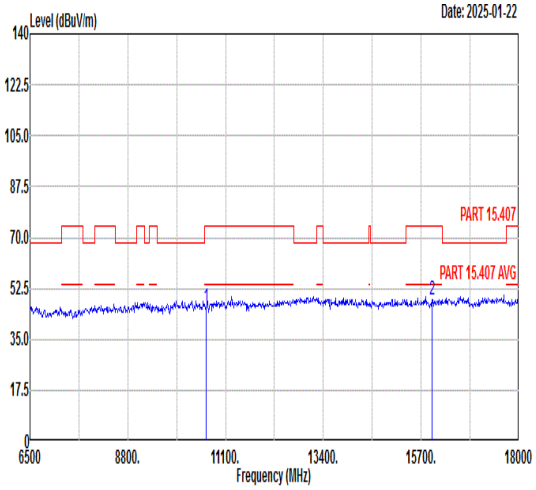 Freq Level Limit Line Margin Read Level Ant Factor Cable Loss Preamp Factor APos TPos Remark MHz dBuV/m dBuV/m dB dBuV dB/m dB dB cm deg 1 10640.00 46.18 74.00 -27.82 59.03 38.53 12.26 63.64 --- --- Peak 2 15960.00 48.59 74.00 -25.41 56.91 41.58 14.77 64.67 --- --- Peak	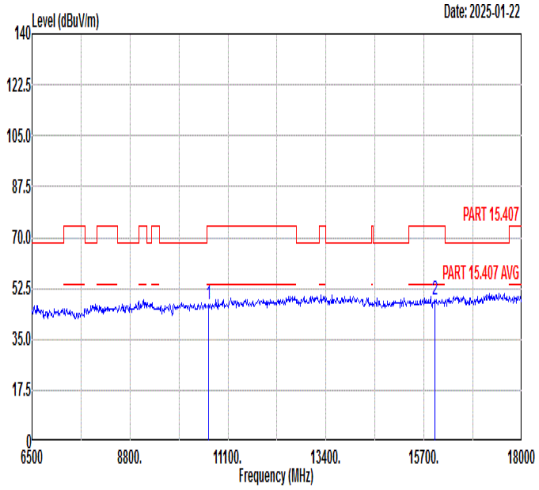 Freq Level Limit Line Margin Read Level Ant Factor Cable Loss Preamp Factor APos TPos Remark MHz dBuV/m dBuV/m dB dBuV dB/m dB dB cm deg 1 10640.00 46.87 74.00 -27.13 59.72 38.53 12.26 63.64 --- --- Peak 2 15960.00 48.53 74.00 -25.47 56.85 41.58 14.77 64.67 --- --- Peak

Mode	7	
	Band Edge	
	U-NII-2C_5.47-5.725_802.11a_CH100_5500MHz	
ANT	STBC 10+11	
Pol.	Horizontal	Fundamental
Peak	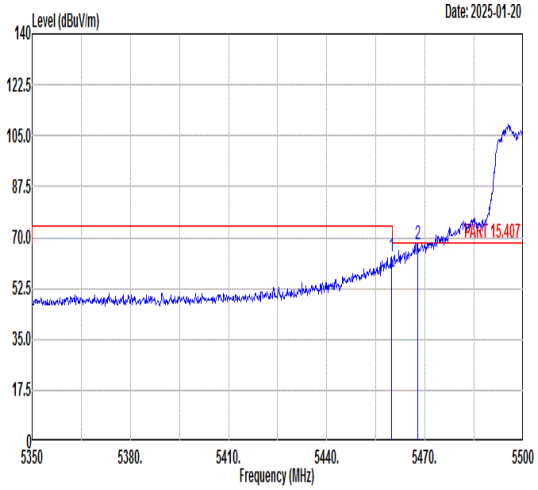 Freq Level Limit Line Margin Read Level Ant Factor Cable Loss Preamp Factor APos TPos Remark MHz dBuV/m dBuV/m dB dBuV dB/m dB dB cm deg 1 5459.80 63.21 74.00 -10.79 50.60 36.33 9.69 33.41 103 345 PEAK 2 5467.75 67.66 68.30 -0.64 55.05 36.33 9.69 33.41 103 345 PEAK	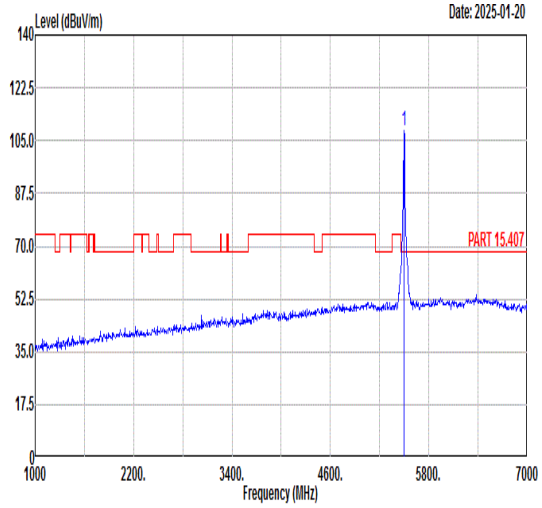 Freq Level Limit Line Margin Read Level Ant Factor Cable Loss Preamp Factor APos TPos Remark MHz dBuV/m dBuV/m dB dBuV dB/m dB dB cm deg 1 5500.00 108.22 ------ ------ 95.62 36.30 9.70 33.40 103 345 PEAK
Avg	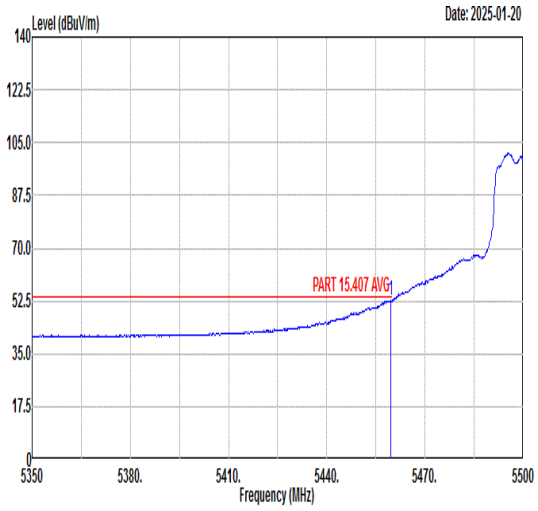 Freq Level Limit Line Margin Read Level Ant Factor Cable Loss Preamp Factor APos TPos Remark MHz dBuV/m dBuV/m dB dBuV dB/m dB dB cm deg 1 5459.50 52.74 54.00 -1.26 40.13 36.33 9.69 33.41 103 345 AVERAGE	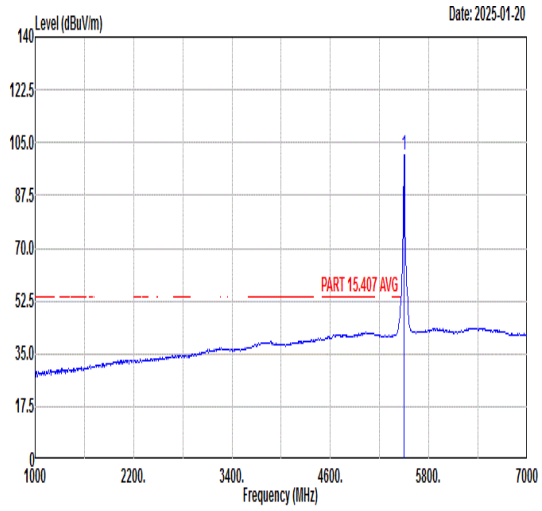 Freq Level Limit Line Margin Read Level Ant Factor Cable Loss Preamp Factor APos TPos Remark MHz dBuV/m dBuV/m dB dBuV dB/m dB dB cm deg 1 5500.00 101.08 ------ ------ 88.48 36.30 9.70 33.40 103 345 AVERAGE

Mode	7	
	Band Edge	
	U-NII-2C_5.47-5.725_802.11a_CH100_5500MHz	
ANT	STBC 10+11	
Pol.	Vertical	Fundamental
Peak	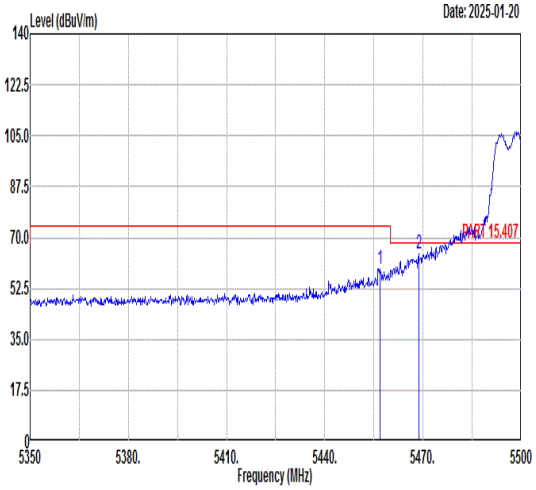 Freq Level Limit Line Margin Read Level Ant Factor Cable Loss Preamp Factor APos TPos Remark MHz dBuV/m dBuV/m dB dBuV dB/m dB dB cm deg 1 5456.95 59.20 74.00 -14.80 46.59 36.33 9.69 33.41 100 13 PEAK 2 5468.65 64.28 68.30 -4.02 51.67 36.33 9.69 33.41 100 13 PEAK	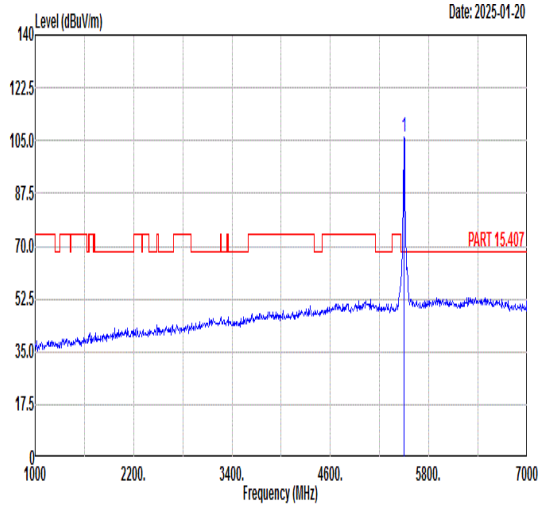 Freq Level Limit Line Margin Read Level Ant Factor Cable Loss Preamp Factor APos TPos Remark MHz dBuV/m dBuV/m dB dBuV dB/m dB dB cm deg 1 5500.00 106.24 ------ ------ 93.63 36.30 9.71 33.40 100 13 PEAK
Avg	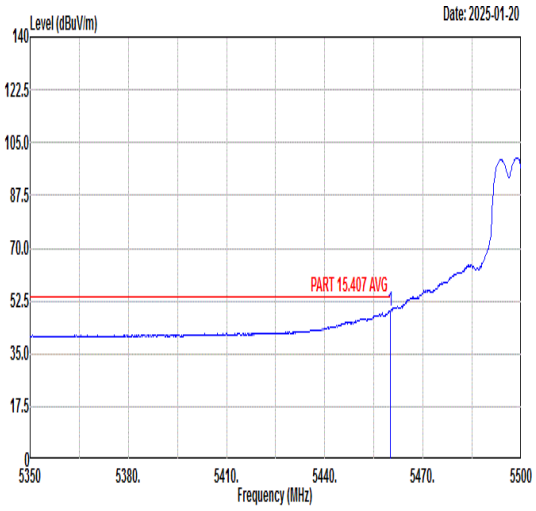 Freq Level Limit Line Margin Read Level Ant Factor Cable Loss Preamp Factor APos TPos Remark MHz dBuV/m dBuV/m dB dBuV dB/m dB dB cm deg 1 5459.95 49.15 54.00 -4.85 36.54 36.33 9.69 33.41 100 13 AVERAGE	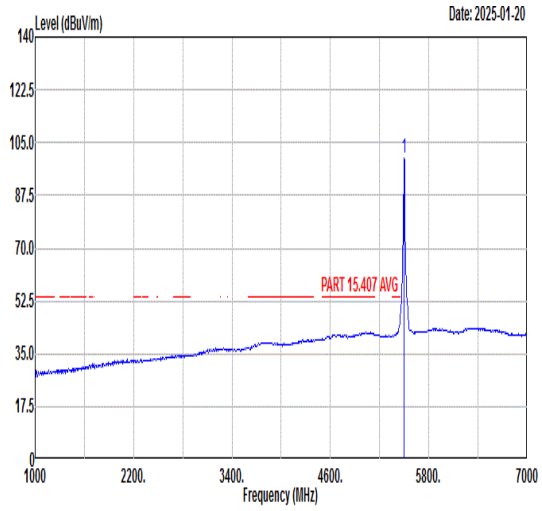 Freq Level Limit Line Margin Read Level Ant Factor Cable Loss Preamp Factor APos TPos Remark MHz dBuV/m dBuV/m dB dBuV dB/m dB dB cm deg 1 5500.00 99.74 ------ ------ 87.13 36.30 9.71 33.40 100 13 AVERAGE

Mode	7	
	Harmonic	
	U-NII-2C_5.47-5.725_802.11a_CH100_5500MHz	
ANT	STBC 10+11	
Pol.	Horizontal	Vertical
Peak Avg	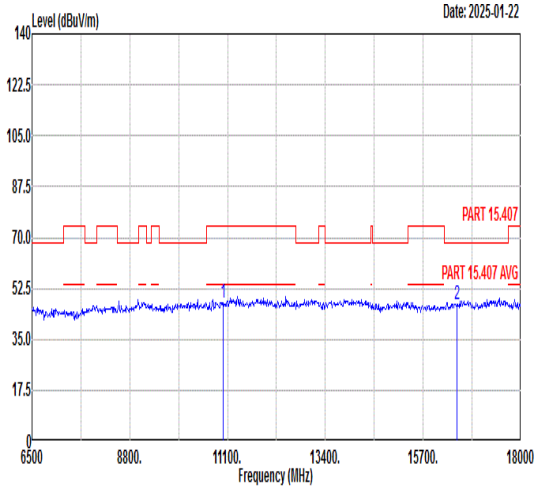 Freq Level Limit Line Margin Read Level Ant Factor Cable Loss Preamp Factor APos TPos Remark MHz dBuV/m dBuV/m dB dBuV dB/m dB dB cm deg 1 11000.00 47.80 74.00 -26.20 60.18 38.60 12.52 63.50 --- --- Peak 2 16500.00 47.23 68.30 -21.07 54.86 41.95 15.17 64.75 --- --- Peak	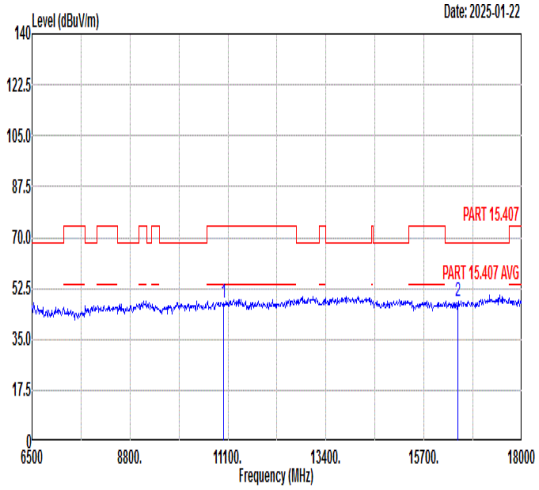 Freq Level Limit Line Margin Read Level Ant Factor Cable Loss Preamp Factor APos TPos Remark MHz dBuV/m dBuV/m dB dBuV dB/m dB dB cm deg 1 11000.00 47.33 74.00 -26.67 59.71 38.60 12.52 63.50 --- --- Peak 2 16500.00 47.88 68.30 -20.42 55.51 41.95 15.17 64.75 --- --- Peak

Mode	8	
	Harmonic	
	U-NII-2C_5.47-5.725_802.11a_CH116_5580MHz	
ANT	STBC 10+11	
Pol.	Horizontal	Vertical
Peak Avg	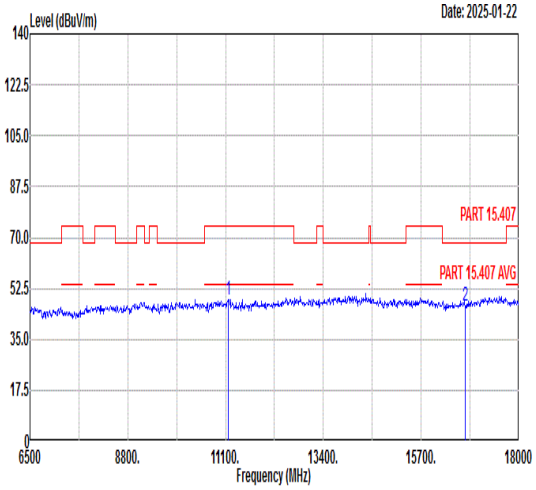 Freq Level Limit Line Margin Read Level Ant Factor Cable Loss Preamp Factor APos TPos Remark MHz dBuV/m dBuV/m dB dBuV dB/m dB dB cm deg 1 11160.00 48.61 74.00 -25.39 60.79 38.79 12.64 63.61 --- --- Peak 2 16740.00 46.68 68.30 -21.62 53.98 42.12 15.35 64.77 --- --- Peak	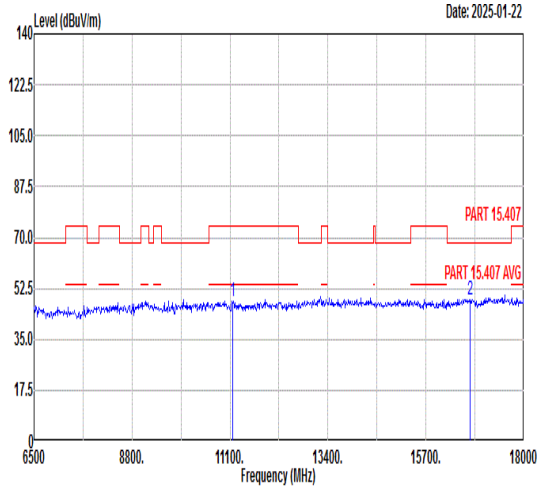 Freq Level Limit Line Margin Read Level Ant Factor Cable Loss Preamp Factor APos TPos Remark MHz dBuV/m dBuV/m dB dBuV dB/m dB dB cm deg 1 11160.00 48.26 74.00 -25.74 60.44 38.79 12.64 63.61 --- --- Peak 2 16740.00 48.44 68.30 -19.86 55.74 42.12 15.35 64.77 --- --- Peak

Mode	9	
	Band Edge	
	U-NII-2C_5.47-5.725_802.11a_CH140_5700MHz	
ANT	STBC 10+11	
Pol.	Horizontal	Fundamental
Peak	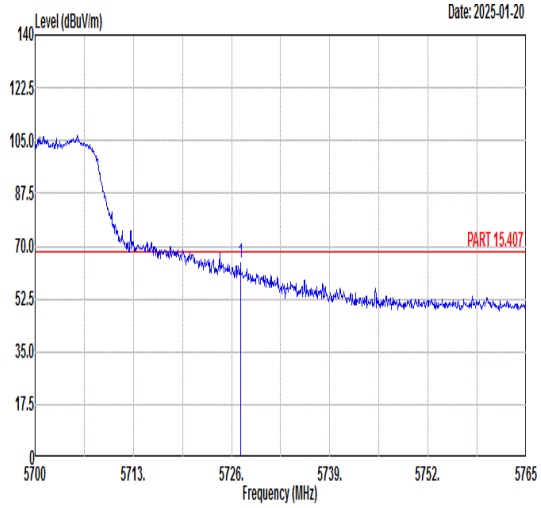 Freq Level Limit Line Margin Read Level Ant Factor Cable Loss Preamp Factor APos TPos Remark MHz dBuV/m dBuV/m dB dBuV dB/m dB dB cm deg 1 5727.17 64.47 68.30 -3.83 51.37 36.53 10.02 33.45 215 283 PEAK	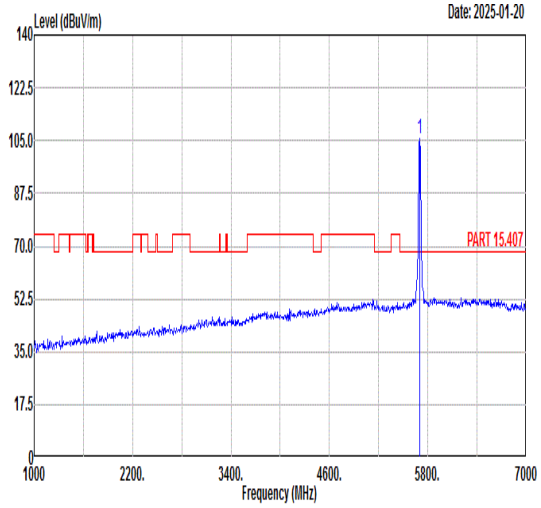 Freq Level Limit Line Margin Read Level Ant Factor Cable Loss Preamp Factor APos TPos Remark MHz dBuV/m dBuV/m dB dBuV dB/m dB dB cm deg 1 5700.00 105.52 ------ ------ 92.50 36.50 9.96 33.44 215 283 PEAK
Avg	Blank	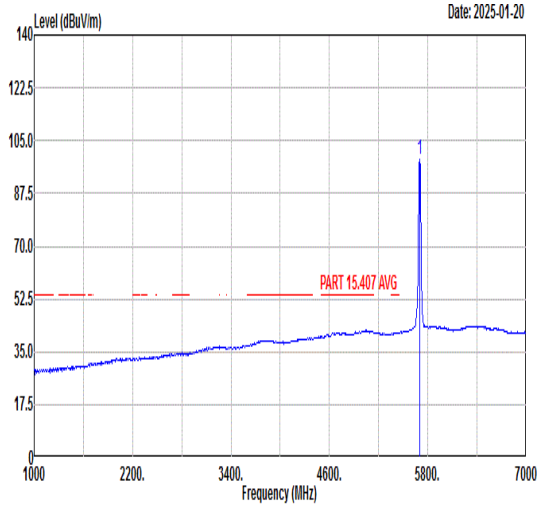 Freq Level Limit Line Margin Read Level Ant Factor Cable Loss Preamp Factor APos TPos Remark MHz dBuV/m dBuV/m dB dBuV dB/m dB dB cm deg 1 5700.00 98.81 ------ ------ 85.78 36.50 9.97 33.44 215 283 AVERAGE

Mode	9	
	Band Edge	
	U-NII-2C_5.47-5.725_802.11a_CH140_5700MHz	
ANT	STBC 10+11	
Pol.	Vertical	Fundamental
Peak	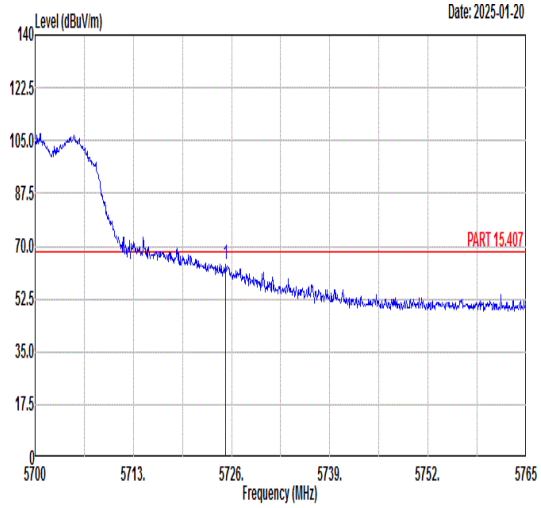 Freq Level Limit Line Margin Read Level Ant Factor Cable Loss Preamp Factor APos TPos Remark MHz dBuV/m dBuV/m dB dBuV dB/m dB dB cm deg 1 5725.22 64.08 68.30 -4.22 50.98 36.53 10.02 33.45 181 280 PEAK	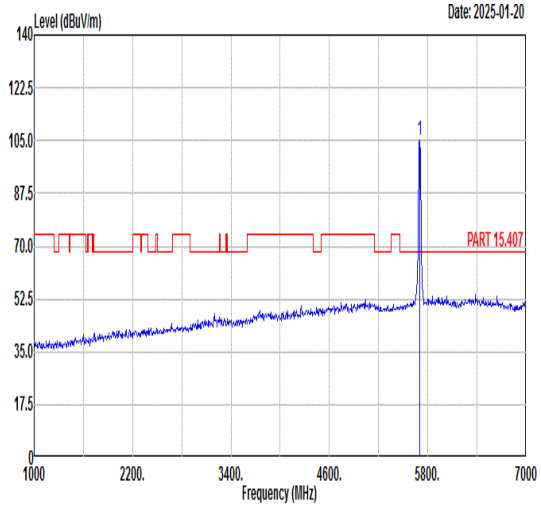 Freq Level Limit Line Margin Read Level Ant Factor Cable Loss Preamp Factor APos TPos Remark MHz dBuV/m dBuV/m dB dBuV dB/m dB dB cm deg 1 5700.00 105.39 ------ ------ 92.36 36.50 9.97 33.44 181 280 PEAK
Avg	Blank	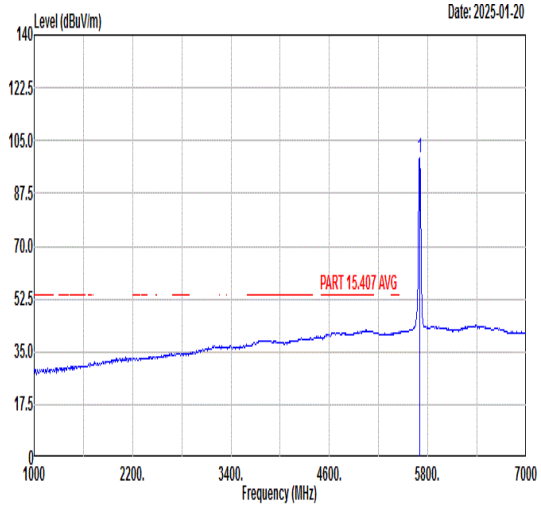 Freq Level Limit Line Margin Read Level Ant Factor Cable Loss Preamp Factor APos TPos Remark MHz dBuV/m dBuV/m dB dBuV dB/m dB dB cm deg 1 5700.00 99.27 ------ ------ 86.24 36.50 9.97 33.44 181 280 AVERAGE

Mode	9	
	Harmonic	
	U-NII-2C_5.47-5.725_802.11a_CH140_5700MHz	
ANT	STBC 10+11	
Pol.	Horizontal	Vertical
Peak Avg	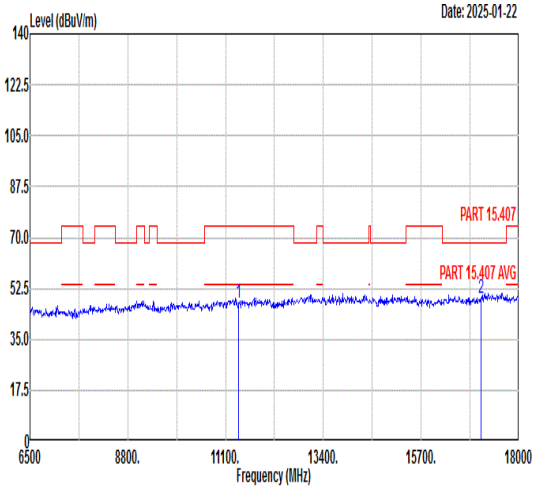 Freq Level Limit Line Margin Read Level Ant Factor Cable Loss Preamp Factor APos TPos Remark MHz dBuV/m dBuV/m dB dBuV dB/m dB dB cm deg 1 11400.00 47.52 74.00 -26.48 59.41 39.08 12.81 63.78 --- --- Peak 2 17100.00 49.16 68.30 -19.14 56.04 42.41 15.62 64.91 --- --- Peak	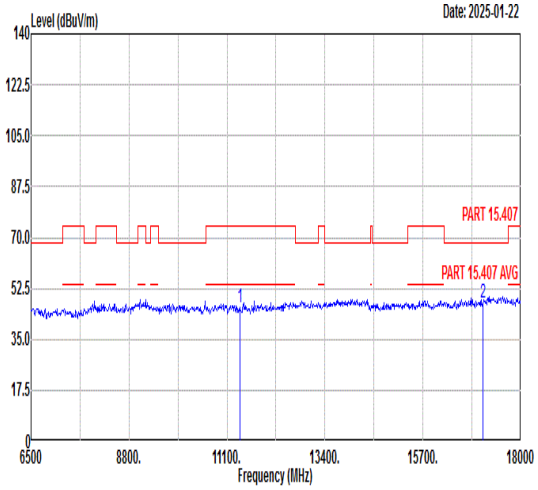 Freq Level Limit Line Margin Read Level Ant Factor Cable Loss Preamp Factor APos TPos Remark MHz dBuV/m dBuV/m dB dBuV dB/m dB dB cm deg 1 11400.00 45.98 74.00 -28.02 57.87 39.08 12.81 63.78 --- --- Peak 2 17100.00 47.73 68.30 -20.57 54.61 42.41 15.62 64.91 --- --- Peak

Mode	10	
	Band Edge	
	U-NII-1_5.15-5.25_802.11ax HE20_CH36_Full RU_5180MHz	
ANT	STBC 10+11	
Pol.	Horizontal	Fundamental
Peak	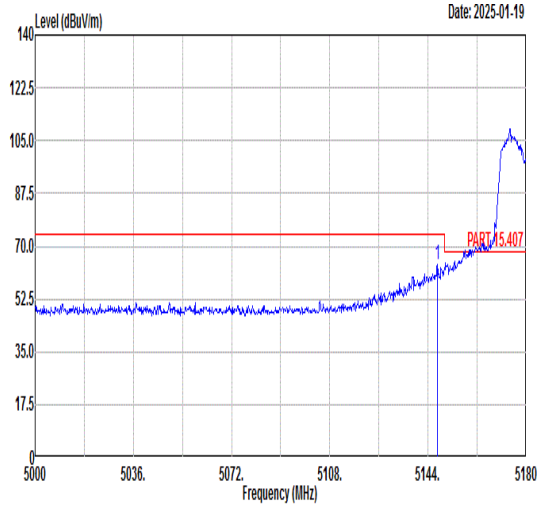 Freq Level Limit Line Margin Read Level Ant Factor Cable Loss Preamp Factor APos TPos Remark MHz dBuV/m dBuV/m dB dBuV dB/m dB dB cm deg 1 5147.42 63.87 74.00 -10.13 52.23 36.58 8.53 33.47 300 19 PEAK	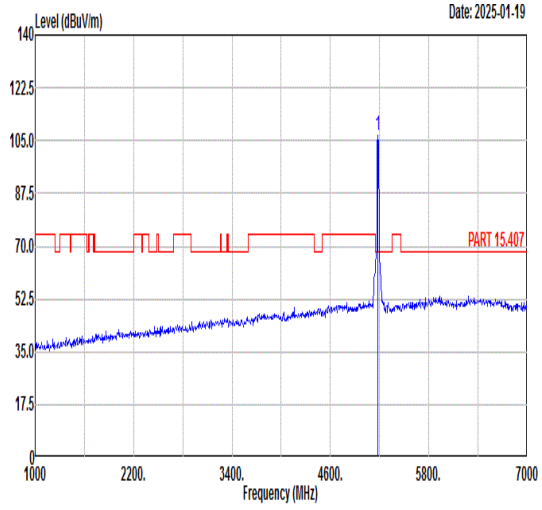 Freq Level Limit Line Margin Read Level Ant Factor Cable Loss Preamp Factor APos TPos Remark MHz dBuV/m dBuV/m dB dBuV dB/m dB dB cm deg 1 5180.00 106.87 ------ ------ 95.19 36.56 8.58 33.46 300 19 PEAK
Avg	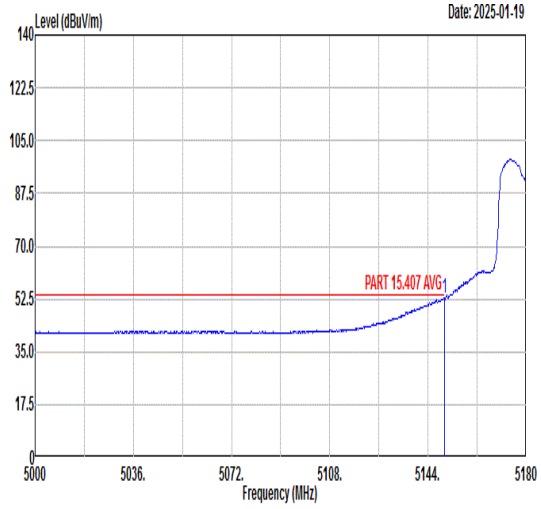 Freq Level Limit Line Margin Read Level Ant Factor Cable Loss Preamp Factor APos TPos Remark MHz dBuV/m dBuV/m dB dBuV dB/m dB dB cm deg 1 5149.94 52.80 54.00 -1.20 41.15 36.58 8.54 33.47 300 19 AVERAGE	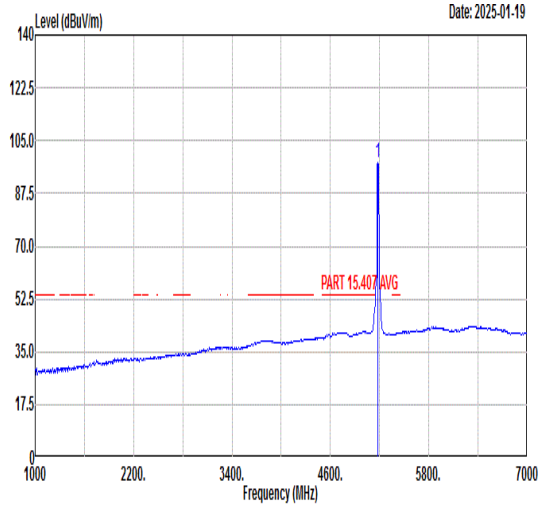 Freq Level Limit Line Margin Read Level Ant Factor Cable Loss Preamp Factor APos TPos Remark MHz dBuV/m dBuV/m dB dBuV dB/m dB dB cm deg 1 5180.00 97.95 ------ ------ 86.27 36.55 8.59 33.46 300 19 AVERAGE

Mode	10	
	Band Edge	
	U-NII-1_5.15-5.25_802.11ax HE20_CH36_Full RU_5180MHz	
ANT	STBC 10+11	
Pol.	Vertical	Fundamental
Peak	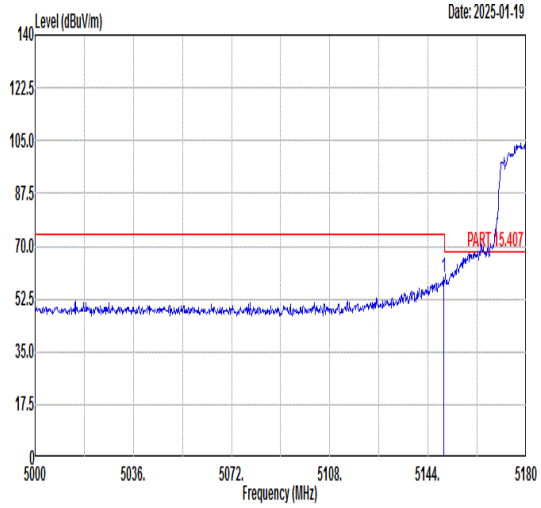 Freq Level Limit Line Margin Read Level Ant Factor Cable Loss Preamp Factor APos TPos Remark MHz dBuV/m dBuV/m dB dBuV dB/m dB dB cm deg 1 5149.76 59.65 74.00 -14.35 48.00 36.58 8.54 33.47 108 360 PEAK	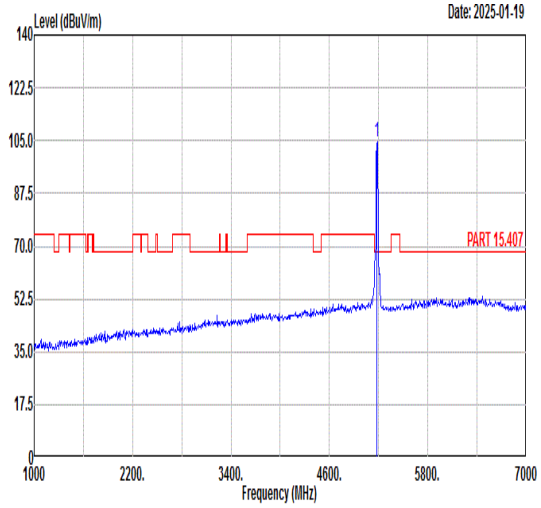 Freq Level Limit Line Margin Read Level Ant Factor Cable Loss Preamp Factor APos TPos Remark MHz dBuV/m dBuV/m dB dBuV dB/m dB dB cm deg 1 5180.00 104.37 ------ ------ 92.67 36.55 8.61 33.46 108 360 PEAK
Avg	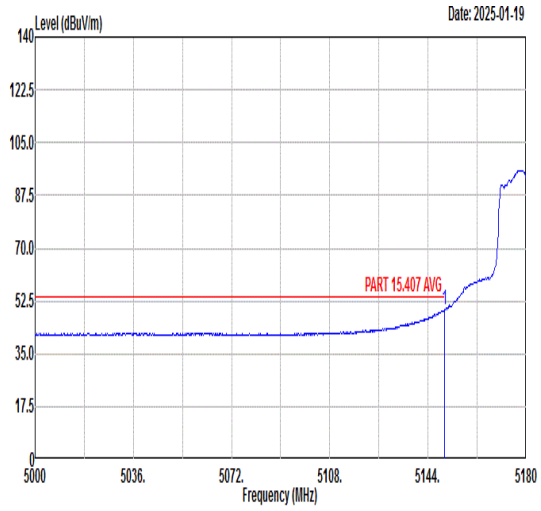 Freq Level Limit Line Margin Read Level Ant Factor Cable Loss Preamp Factor APos TPos Remark MHz dBuV/m dBuV/m dB dBuV dB/m dB dB cm deg 1 5149.94 49.59 54.00 -4.41 37.94 36.58 8.54 33.47 108 360 AVERAGE	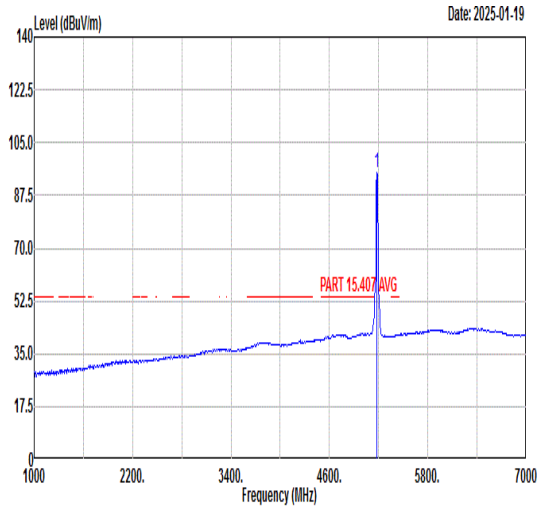 Freq Level Limit Line Margin Read Level Ant Factor Cable Loss Preamp Factor APos TPos Remark MHz dBuV/m dBuV/m dB dBuV dB/m dB dB cm deg 1 5180.00 95.11 ------ ------ 83.43 36.56 8.58 33.46 108 360 AVERAGE

Mode	10	
	Harmonic	
	U-NII-1_5.15-5.25_802.11ax HE20_CH36_Full RU_5180MHz	
ANT	STBC 10+11	
Pol.	Horizontal	Vertical
Peak Avg	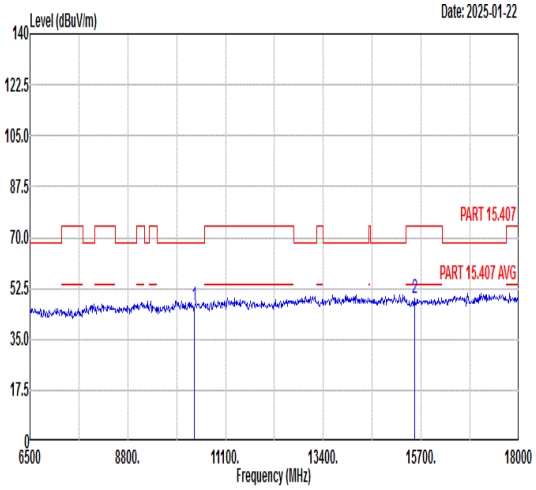 Freq Level Limit Line Margin Read Level Ant Factor Cable Loss Preamp Factor APos TPos Remark MHz dBuV/m dBuV/m dB dBuV dB/m dB dB cm deg 1 10360.00 46.38 68.30 -21.92 59.61 38.47 12.06 63.76 --- --- Peak 2 15540.00 49.24 74.00 -24.76 57.72 41.32 14.58 64.38 --- --- Peak	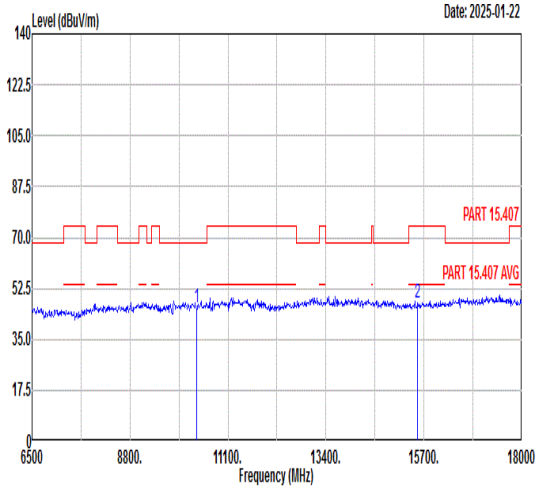 Freq Level Limit Line Margin Read Level Ant Factor Cable Loss Preamp Factor APos TPos Remark MHz dBuV/m dBuV/m dB dBuV dB/m dB dB cm deg 1 10360.00 45.80 68.30 -22.50 59.03 38.47 12.06 63.76 --- --- Peak 2 15540.00 47.35 74.00 -26.65 55.83 41.32 14.58 64.38 --- --- Peak

Mode	11	
	Harmonic	
	U-NII-1_5.15-5.25_802.11ax HE20_CH44_Full RU_5220MHz	
ANT	STBC 10+11	
Pol.	Horizontal	Vertical
Peak Avg	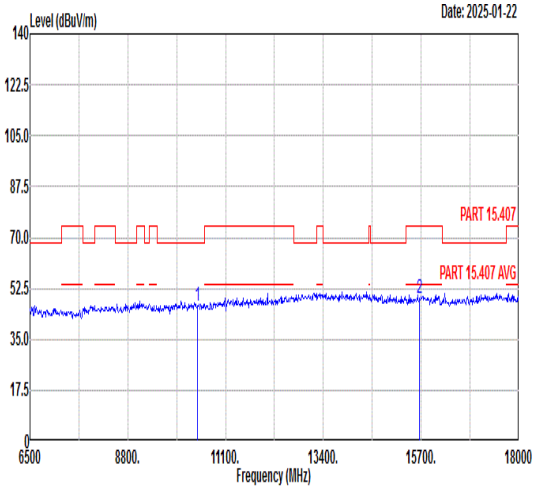 Freq Level Limit Line Margin Read Level Ant Factor Cable Loss Preamp Factor APos TPos Remark MHz dBuV/m dBuV/m dB dBuV dB/m dB dB cm deg 1 10440.00 46.32 68.30 -21.98 59.43 38.49 12.12 63.72 --- --- Peak 2 15660.00 49.14 74.00 -24.86 57.56 41.40 14.64 64.46 --- --- Peak	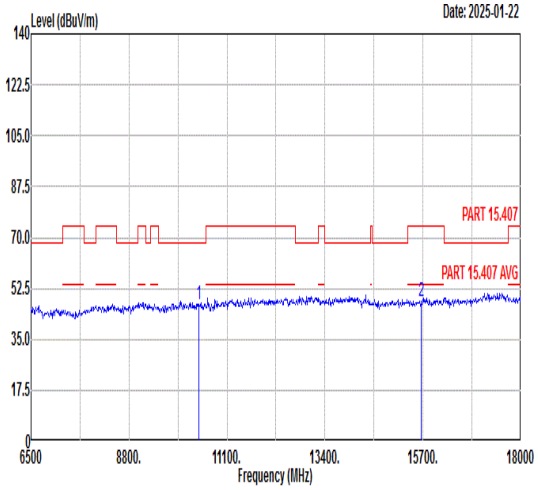 Freq Level Limit Line Margin Read Level Ant Factor Cable Loss Preamp Factor APos TPos Remark MHz dBuV/m dBuV/m dB dBuV dB/m dB dB cm deg 1 10440.00 47.14 68.30 -21.16 60.25 38.49 12.12 63.72 --- --- Peak 2 15660.00 48.08 74.00 -25.92 56.50 41.40 14.64 64.46 --- --- Peak

Mode	12	
	Harmonic	
	U-NII-1_5.15-5.25_802.11ax HE20_CH48_Full RU_5240MHz	
ANT	STBC 10+11	
Pol.	Horizontal	Vertical
Peak Avg	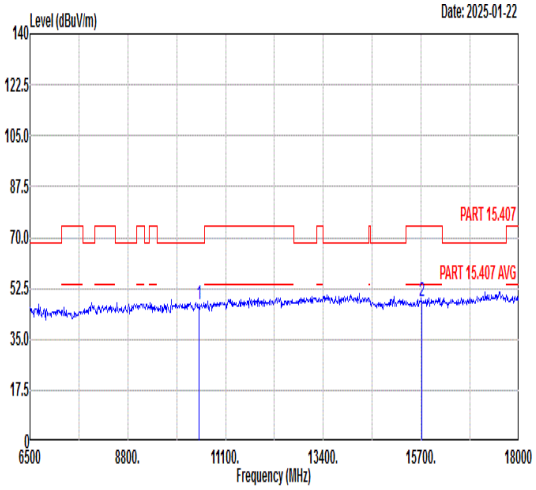 Freq Level Limit Line Margin Read Level Ant Factor Cable Loss Preamp Factor APos TPos Remark MHz dBuV/m dBuV/m dB dBuV dB/m dB dB cm deg 1 10480.00 46.80 68.30 -21.50 59.86 38.50 12.15 63.71 --- --- Peak 2 15720.00 47.96 74.00 -26.04 56.37 41.43 14.66 64.50 --- --- Peak	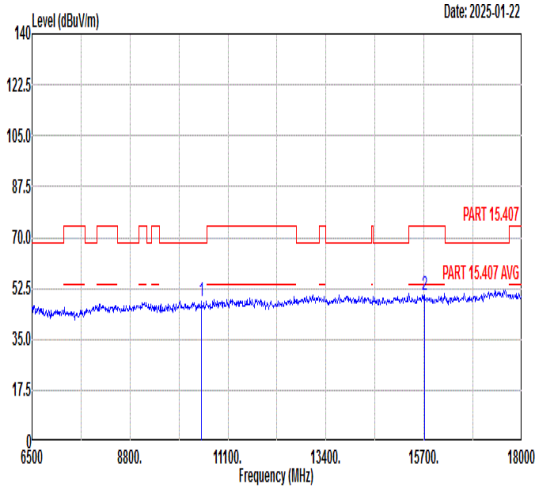 Freq Level Limit Line Margin Read Level Ant Factor Cable Loss Preamp Factor APos TPos Remark MHz dBuV/m dBuV/m dB dBuV dB/m dB dB cm deg 1 10480.00 48.17 68.30 -20.13 61.23 38.50 12.15 63.71 --- --- Peak 2 15720.00 49.99 74.00 -24.01 58.40 41.43 14.66 64.50 --- --- Peak

Mode	13	
	Harmonic	
	U-NII-2A_5.25-5.35_802.11ax HE20_CH52_Full RU_5260MHz	
ANT	STBC 10+11	
Pol.	Horizontal	Vertical
Peak Avg	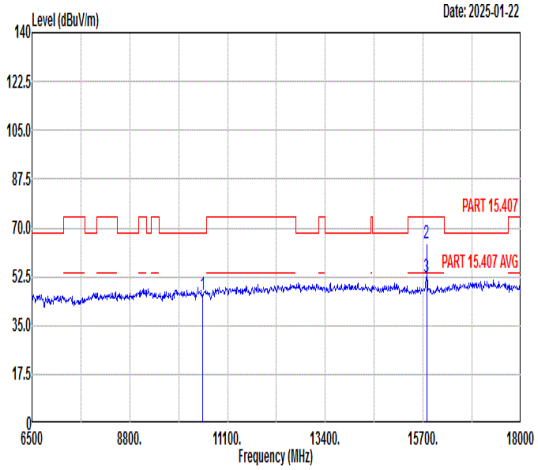 Freq Level Limit Line Margin Read Level Ant Factor Cable Loss Preamp Factor APos TPos Remark MHz dBuV/m dBuV/m dB dBuV dB/m dB dB cm deg 1 10520.00 46.21 68.30 -22.09 59.22 38.50 12.18 63.69 --- --- Peak 2 15780.00 64.20 74.00 -9.80 72.59 41.47 14.69 64.55 317 44 Peak 3 15780.00 52.21 54.00 -1.79 60.60 41.47 14.69 64.55 317 44 Average	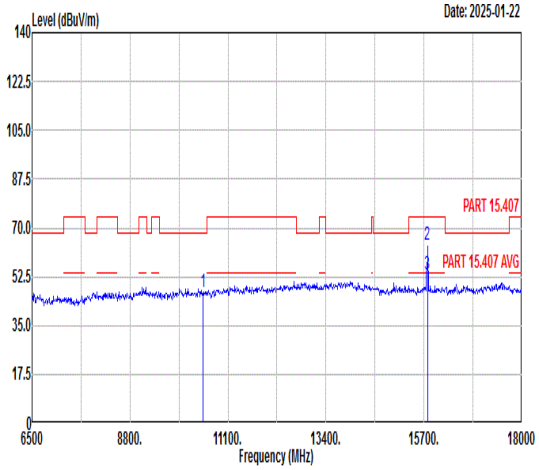 Freq Level Limit Line Margin Read Level Ant Factor Cable Loss Preamp Factor APos TPos Remark MHz dBuV/m dBuV/m dB dBuV dB/m dB dB cm deg 1 10520.00 46.97 68.30 -21.33 59.98 38.50 12.18 63.69 --- --- Peak 2 15780.00 63.99 74.00 -10.01 72.38 41.47 14.69 64.55 153 3 Peak 3 15780.00 53.10 54.00 -0.90 61.49 41.47 14.69 64.55 153 3 Average

Mode	14	
	Harmonic	
	U-NII-2A_5.25-5.35_802.11ax HE20_CH60_Full RU_5300MHz	
ANT	STBC 10+11	
Pol.	Horizontal	Vertical
Peak Avg	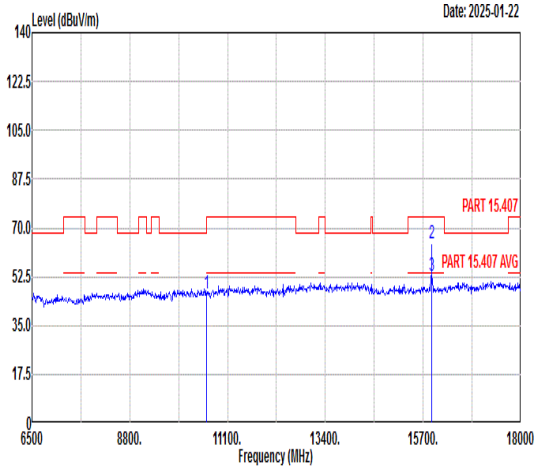 Freq Level Limit Line Margin Read Level Ant Factor Cable Loss Preamp Factor APos TPos Remark MHz dBuV/m dBuV/m dB dBuV dB/m dB dB cm deg 1 10600.00 46.42 74.00 -27.58 59.33 38.52 12.23 63.66 --- --- Peak 2 15900.00 64.30 74.00 -9.70 72.64 41.54 14.75 64.63 316 42 Peak 3 15900.00 52.86 54.00 -1.14 61.20 41.54 14.75 64.63 316 42 Average	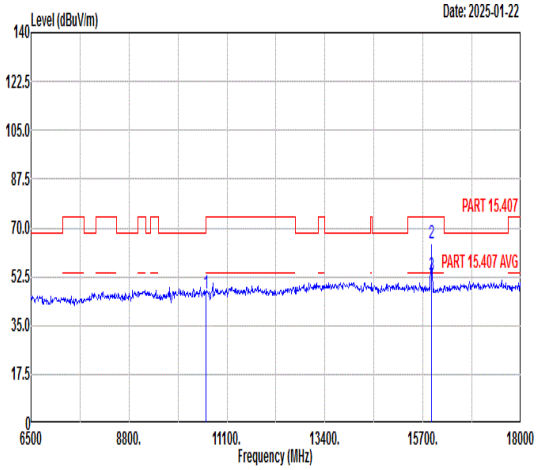 Freq Level Limit Line Margin Read Level Ant Factor Cable Loss Preamp Factor APos TPos Remark MHz dBuV/m dBuV/m dB dBuV dB/m dB dB cm deg 1 10600.00 46.60 74.00 -27.40 59.51 38.52 12.23 63.66 --- --- Peak 2 15900.00 64.37 74.00 -9.63 72.71 41.54 14.75 64.63 136 5 Peak 3 15900.00 53.02 54.00 -0.98 61.36 41.54 14.75 64.63 136 5 Average

Mode	15	
	Band Edge	
	U-NII-2A_5.25-5.35_802.11ax HE20_CH64_Full RU_5320MHz	
ANT	STBC 10+11	
Pol.	Horizontal	Fundamental
Peak	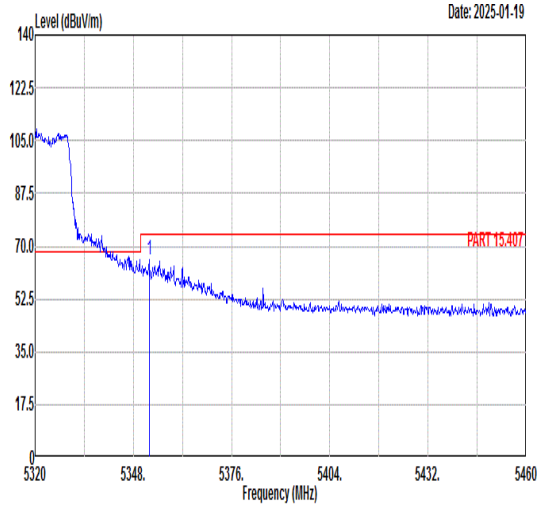 Freq Level Limit Line Margin Read Level Ant Factor Cable Loss Preamp Factor APos TPos Remark MHz dBuV/m dBuV/m dB dBuV dB/m dB dB cm deg 1 5352.48 65.43 74.00 -8.57 53.06 36.42 9.38 33.43 222 292 PEAK	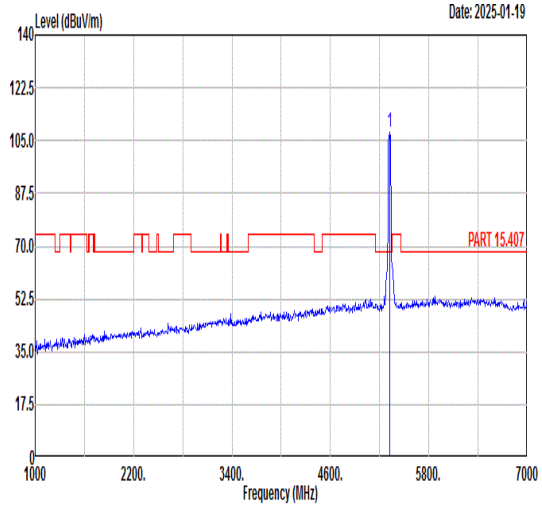 Freq Level Limit Line Margin Read Level Ant Factor Cable Loss Preamp Factor APos TPos Remark MHz dBuV/m dBuV/m dB dBuV dB/m dB dB cm deg 1 5320.00 107.84 ------ ------ 95.59 36.44 9.24 33.43 222 292 PEAK
Avg	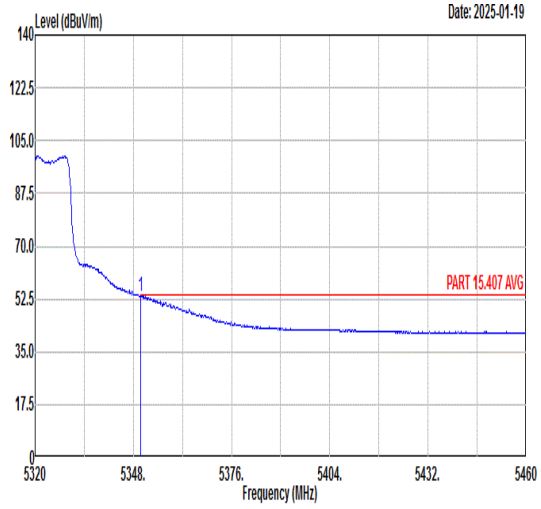 Freq Level Limit Line Margin Read Level Ant Factor Cable Loss Preamp Factor APos TPos Remark MHz dBuV/m dBuV/m dB dBuV dB/m dB dB cm deg 1 5350.10 53.39 54.00 -0.61 41.03 36.42 9.37 33.43 222 292 AVERAGE	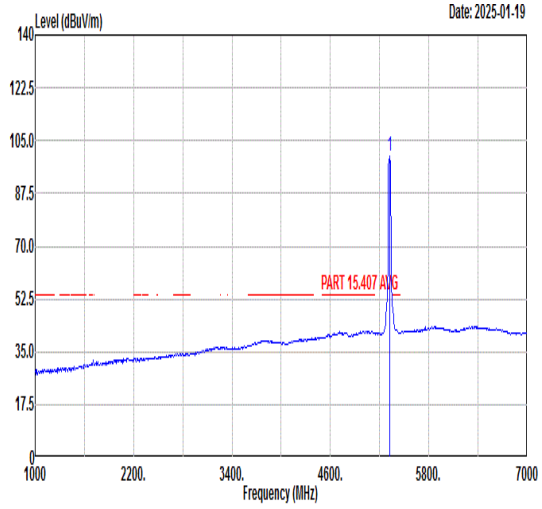 Freq Level Limit Line Margin Read Level Ant Factor Cable Loss Preamp Factor APos TPos Remark MHz dBuV/m dBuV/m dB dBuV dB/m dB dB cm deg 1 5320.00 99.80 ------ ------ 87.59 36.44 9.21 33.44 222 292 AVERAGE

Mode	15	
	Band Edge	
	U-NII-2A_5.25-5.35_802.11ax HE20_CH64_Full RU_5320MHz	
ANT	STBC 10+11	
Pol.	Vertical	Fundamental
Peak	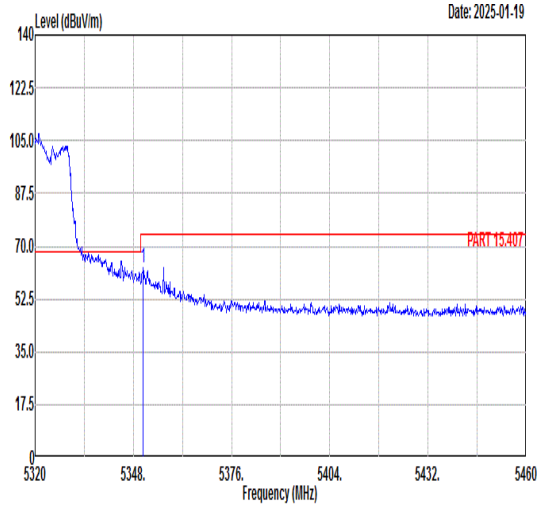 Freq Level Limit Line Margin Read Level Ant Factor Cable Loss Preamp Factor APos TPos Remark MHz dBuV/m dBuV/m dB dBuV dB/m dB dB cm deg 1 5350.80 62.65 74.00 -11.35 50.29 36.42 9.37 33.43 273 263 PEAK	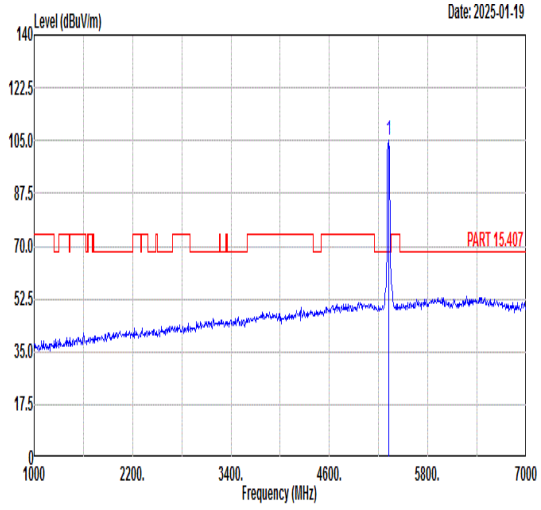 Freq Level Limit Line Margin Read Level Ant Factor Cable Loss Preamp Factor APos TPos Remark MHz dBuV/m dBuV/m dB dBuV dB/m dB dB cm deg 1 5320.00 105.34 ------ ------ 93.13 36.44 9.21 33.44 273 263 PEAK
Avg	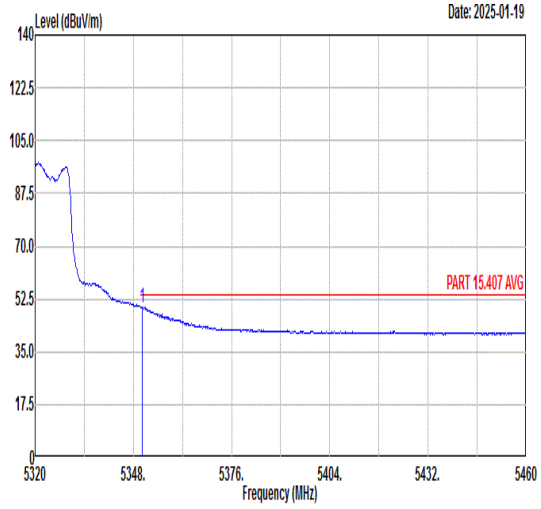 Freq Level Limit Line Margin Read Level Ant Factor Cable Loss Preamp Factor APos TPos Remark MHz dBuV/m dBuV/m dB dBuV dB/m dB dB cm deg 1 5350.52 49.69 54.00 -4.31 37.33 36.42 9.37 33.43 273 263 AVERAGE	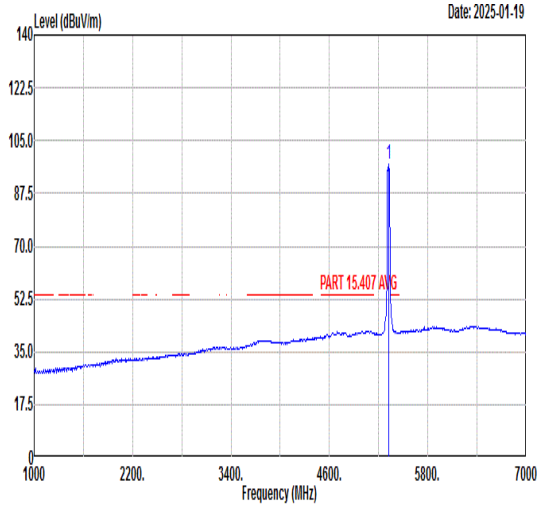 Freq Level Limit Line Margin Read Level Ant Factor Cable Loss Preamp Factor APos TPos Remark MHz dBuV/m dBuV/m dB dBuV dB/m dB dB cm deg 1 5320.00 96.96 ------ ------ 84.75 36.44 9.21 33.44 273 263 AVERAGE

Mode	15	
	Harmonic	
	U-NII-2A_5.25-5.35_802.11ax HE20_CH64_Full RU_5320MHz	
ANT	STBC 10+11	
Pol.	Horizontal	Vertical
Peak Avg	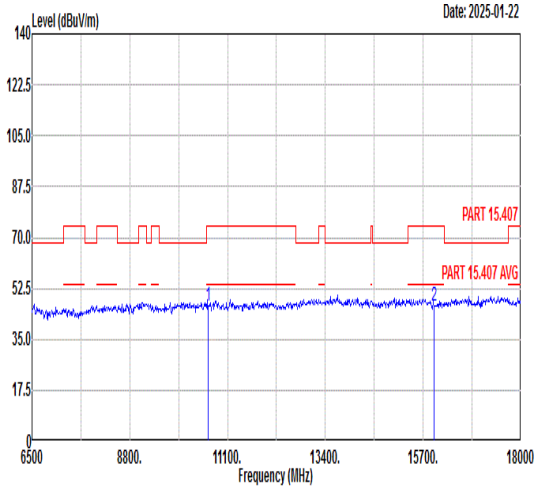 Freq Level Limit Line Margin Read Level Ant Factor Cable Loss Preamp Factor APos TPos Remark MHz dBuV/m dBuV/m dB dBuV dB/m dB dB cm deg 1 10640.00 46.52 74.00 -27.48 59.37 38.53 12.26 63.64 --- --- Peak 2 15960.00 46.52 74.00 -27.48 54.84 41.58 14.77 64.67 --- --- Peak	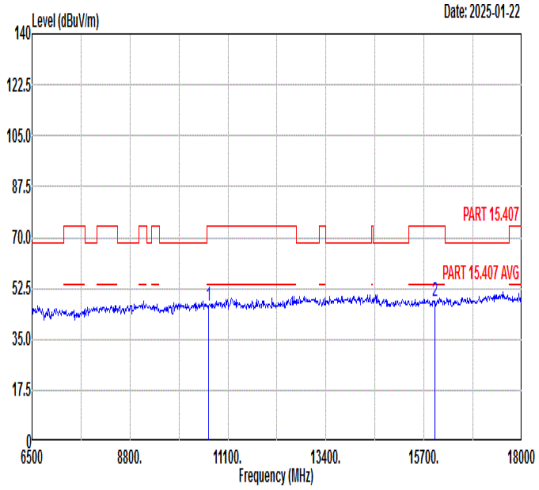 Freq Level Limit Line Margin Read Level Ant Factor Cable Loss Preamp Factor APos TPos Remark MHz dBuV/m dBuV/m dB dBuV dB/m dB dB cm deg 1 10640.00 46.42 74.00 -27.58 59.27 38.53 12.26 63.64 --- --- Peak 2 15960.00 47.97 74.00 -26.03 56.29 41.58 14.77 64.67 --- --- Peak

Mode	16	
	Band Edge	
	U-NII-2C_5.47-5.725_802.11ax HE20_CH100_Full RU_5500MHz	
ANT	STBC 10+11	
Pol.	Horizontal	Fundamental
Peak	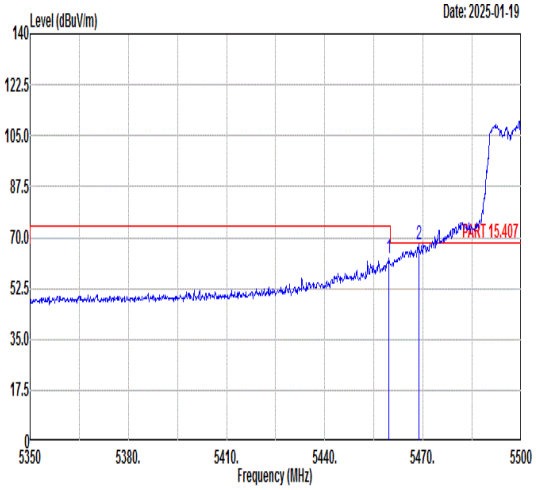 Freq Level Limit Line Margin Read Level Ant Factor Cable Loss Preamp Factor APos TPos Remark MHz dBuV/m dBuV/m dB dBuV dB/m dB dB cm deg 1 5459.65 63.12 74.00 -10.88 50.51 36.33 9.69 33.41 219 353 PEAK 2 5468.65 67.66 68.30 -0.64 55.05 36.33 9.69 33.41 219 353 PEAK	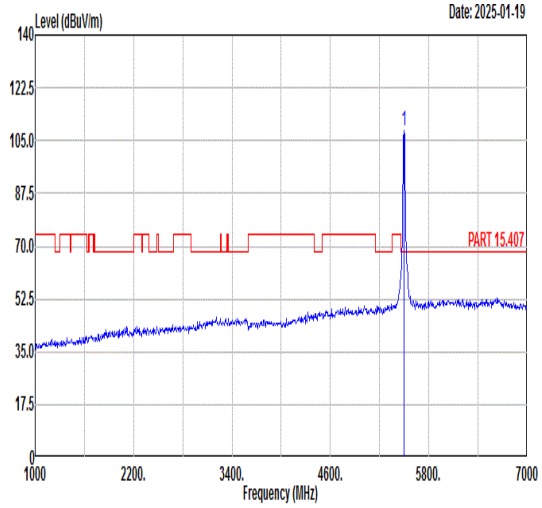 Freq Level Limit Line Margin Read Level Ant Factor Cable Loss Preamp Factor APos TPos Remark MHz dBuV/m dBuV/m dB dBuV dB/m dB dB cm deg 1 5500.00 108.41 ------ ------ 95.80 36.30 9.71 33.40 219 353 PEAK
Avg	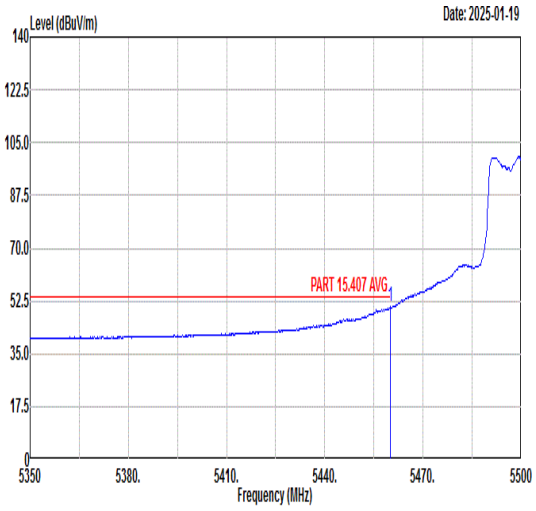 Freq Level Limit Line Margin Read Level Ant Factor Cable Loss Preamp Factor APos TPos Remark MHz dBuV/m dBuV/m dB dBuV dB/m dB dB cm deg 1 5459.95 50.52 54.00 -3.48 37.91 36.33 9.69 33.41 219 353 AVERAGE	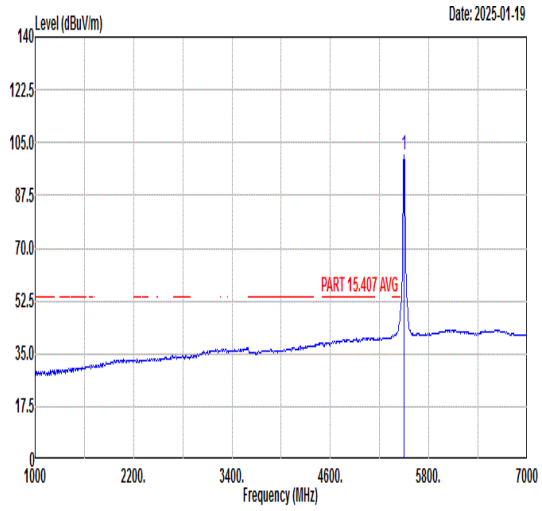 Freq Level Limit Line Margin Read Level Ant Factor Cable Loss Preamp Factor APos TPos Remark MHz dBuV/m dBuV/m dB dBuV dB/m dB dB cm deg 1 5500.00 100.72 ------ ------ 88.11 36.30 9.71 33.40 219 353 AVERAGE

Mode	16	
	Band Edge	
	U-NII-2C_5.47-5.725_802.11ax HE20_CH100_Full RU_5500MHz	
ANT	STBC 10+11	
Pol.	Vertical	Fundamental
Peak	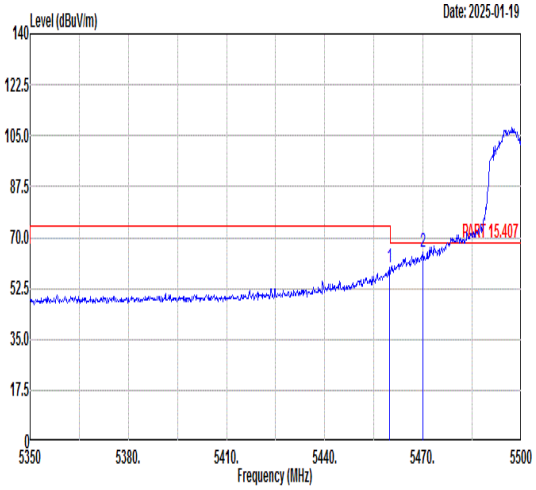 Freq Level Limit Line Margin Read Level Ant Factor Cable Loss Preamp Factor APos TPos Remark MHz dBuV/m dBuV/m dB dBuV dB/m dB dB cm deg 1 5459.80 59.80 74.00 -14.20 47.19 36.33 9.69 33.41 100 15 PEAK 2 5469.85 65.13 68.30 -3.17 52.53 36.32 9.69 33.41 100 15 PEAK	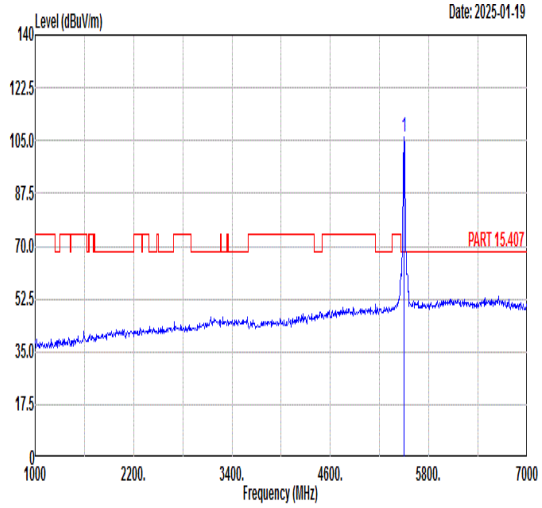 Freq Level Limit Line Margin Read Level Ant Factor Cable Loss Preamp Factor APos TPos Remark MHz dBuV/m dBuV/m dB dBuV dB/m dB dB cm deg 1 5500.00 106.18 ------ ------ 93.58 36.30 9.70 33.40 100 15 PEAK
Avg	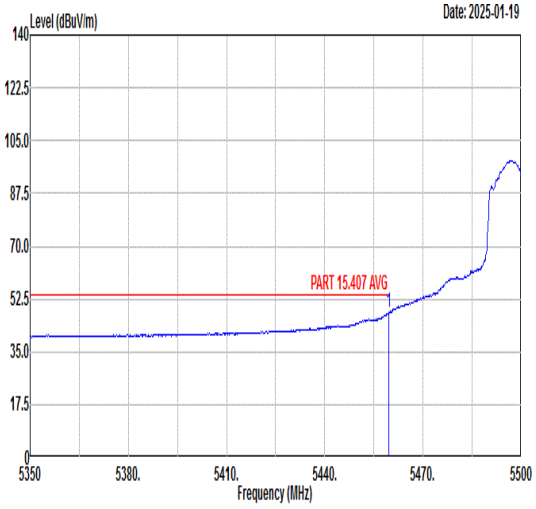 Freq Level Limit Line Margin Read Level Ant Factor Cable Loss Preamp Factor APos TPos Remark MHz dBuV/m dBuV/m dB dBuV dB/m dB dB cm deg 1 5459.50 48.19 54.00 -5.81 35.58 36.33 9.69 33.41 100 15 AVERAGE	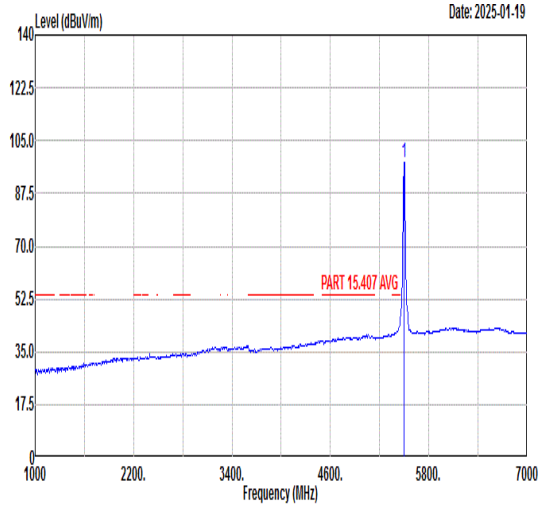 Freq Level Limit Line Margin Read Level Ant Factor Cable Loss Preamp Factor APos TPos Remark MHz dBuV/m dBuV/m dB dBuV dB/m dB dB cm deg 1 5500.00 97.94 ------ ------ 85.34 36.30 9.70 33.40 100 15 AVERAGE

Mode	16	
	Harmonic	
	U-NII-2C_5.47-5.725_802.11ax HE20_CH100_Full RU_5500MHz	
ANT	STBC 10+11	
Pol.	Horizontal	Vertical
Peak Avg	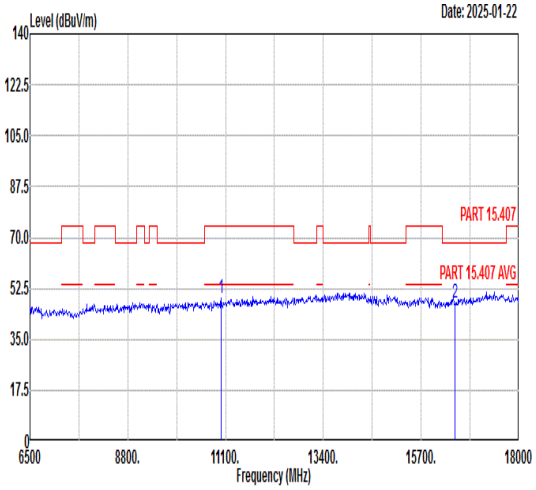 Freq Level Limit Line Margin Read Level Ant Factor Cable Loss Preamp Factor APos TPos Remark MHz dBuV/m dBuV/m dB dBuV dB/m dB dB cm deg 1 11000.00 48.87 74.00 -25.13 61.25 38.60 12.52 63.50 --- --- Peak 2 16500.00 47.40 68.30 -20.90 55.03 41.95 15.17 64.75 --- --- Peak	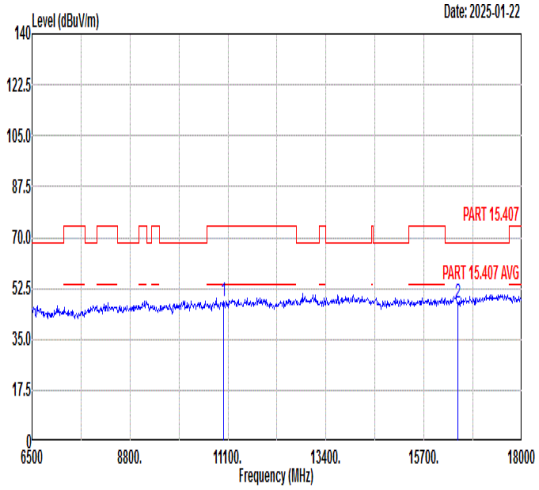 Freq Level Limit Line Margin Read Level Ant Factor Cable Loss Preamp Factor APos TPos Remark MHz dBuV/m dBuV/m dB dBuV dB/m dB dB cm deg 1 11000.00 48.15 74.00 -25.85 60.53 38.60 12.52 63.50 --- --- Peak 2 16500.00 47.77 68.30 -20.53 55.40 41.95 15.17 64.75 --- --- Peak

Mode	17	
	Harmonic	
	U-NII-2C_5.47-5.725_802.11ax HE20_CH116_Full RU_5580MHz	
ANT	STBC 10+11	
Pol.	Horizontal	Vertical
Peak Avg	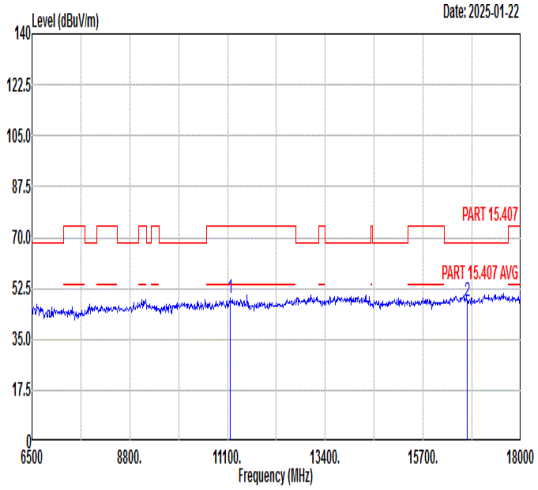 Freq Level Limit Line Margin Read Level Ant Factor Cable Loss Preamp Factor APos TPos Remark MHz dBuV/m dBuV/m dB dBuV dB/m dB dB cm deg 1 11160.00 48.94 74.00 -25.06 61.12 38.79 12.64 63.61 --- --- Peak 2 16740.00 48.18 68.30 -20.12 55.48 42.12 15.35 64.77 --- --- Peak	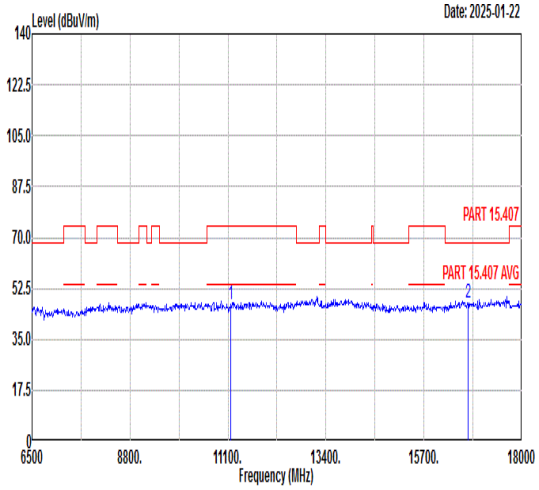 Freq Level Limit Line Margin Read Level Ant Factor Cable Loss Preamp Factor APos TPos Remark MHz dBuV/m dBuV/m dB dBuV dB/m dB dB cm deg 1 11160.00 47.09 74.00 -26.91 59.27 38.79 12.64 63.61 --- --- Peak 2 16740.00 47.30 68.30 -21.00 54.60 42.12 15.35 64.77 --- --- Peak

Mode	18	
	Band Edge	
	U-NII-2C_5.47-5.725_802.11ax HE20_CH140_Full RU_5700MHz	
ANT	STBC 10+11	
Pol.	Horizontal	Fundamental
Peak	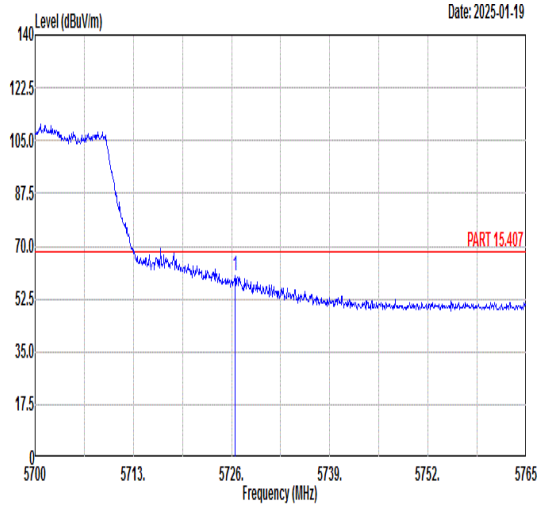 Freq Level Limit Line Margin Read Level Ant Factor Cable Loss Preamp Factor APos TPos Remark MHz dBuV/m dBuV/m dB dBuV dB/m dB dB cm deg 1 5726.46 60.14 68.30 -8.16 47.04 36.53 10.02 33.45 260 342 PEAK	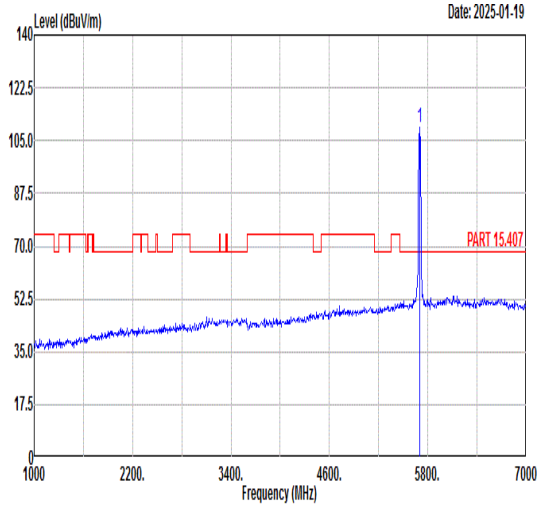 Freq Level Limit Line Margin Read Level Ant Factor Cable Loss Preamp Factor APos TPos Remark MHz dBuV/m dBuV/m dB dBuV dB/m dB dB cm deg 1 5700.00 109.18 ------ ------ 96.16 36.50 9.96 33.44 260 342 PEAK
Avg	Blank	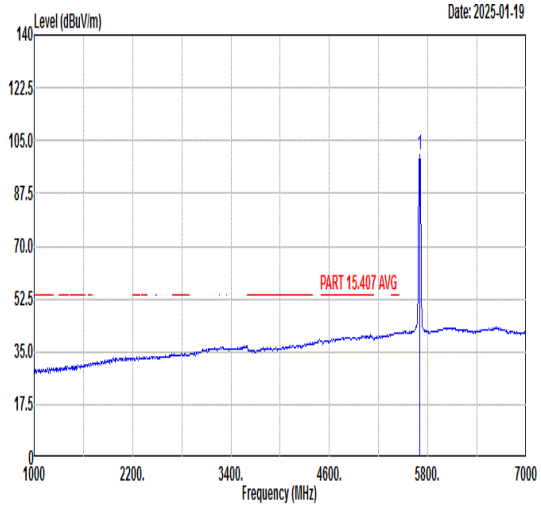 Freq Level Limit Line Margin Read Level Ant Factor Cable Loss Preamp Factor APos TPos Remark MHz dBuV/m dBuV/m dB dBuV dB/m dB dB cm deg 1 5700.00 100.17 ------ ------ 87.15 36.50 9.96 33.44 260 342 AVERAGE

Mode	18	
	Band Edge	
	U-NII-2C_5.47-5.725_802.11ax HE20_CH140_Full RU_5700MHz	
ANT	STBC 10+11	
Pol.	Vertical	Fundamental
Peak	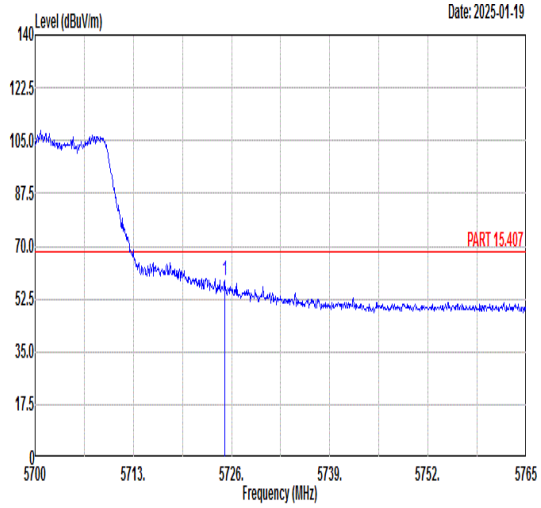 Freq Level Limit Line Margin Read Level Ant Factor Cable Loss Preamp Factor APos TPos Remark MHz dBuV/m dBuV/m dB dBuV dB/m dB dB cm deg 1 5725.09 58.42 68.30 -9.88 45.32 36.53 10.02 33.45 200 266 PEAK	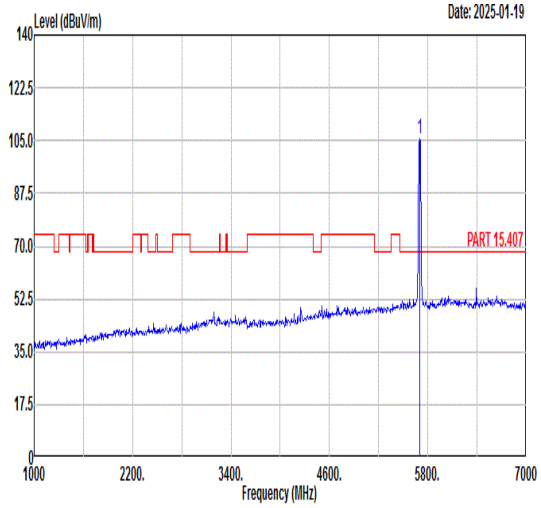 Freq Level Limit Line Margin Read Level Ant Factor Cable Loss Preamp Factor APos TPos Remark MHz dBuV/m dBuV/m dB dBuV dB/m dB dB cm deg 1 5700.00 105.55 ------ ------ 92.52 36.50 9.97 33.44 200 266 PEAK
Avg	Blank	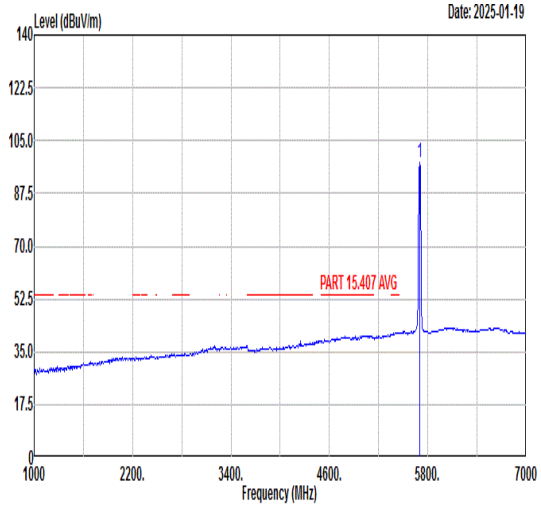 Freq Level Limit Line Margin Read Level Ant Factor Cable Loss Preamp Factor APos TPos Remark MHz dBuV/m dBuV/m dB dBuV dB/m dB dB cm deg 1 5700.00 97.94 ------ ------ 84.92 36.50 9.96 33.44 200 266 AVERAGE

Mode	18	
	Harmonic	
	U-NII-2C_5.47-5.725_802.11ax HE20_CH140_Full RU_5700MHz	
ANT	STBC 10+11	
Pol.	Horizontal	Vertical
Peak Avg	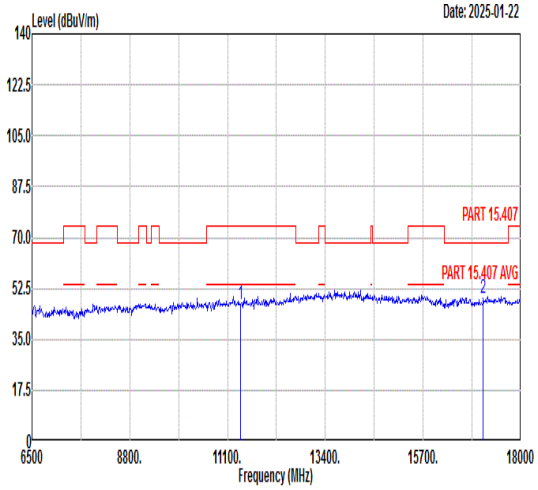 Freq Level Limit Line Margin Read Level Ant Factor Cable Loss Preamp Factor APos TPos Remark MHz dBuV/m dBuV/m dB dBuV dB/m dB dB cm deg 1 11400.00 47.13 74.00 -26.87 59.02 39.08 12.81 63.78 --- --- Peak 2 17100.00 49.35 68.30 -18.95 56.23 42.41 15.62 64.91 --- --- Peak	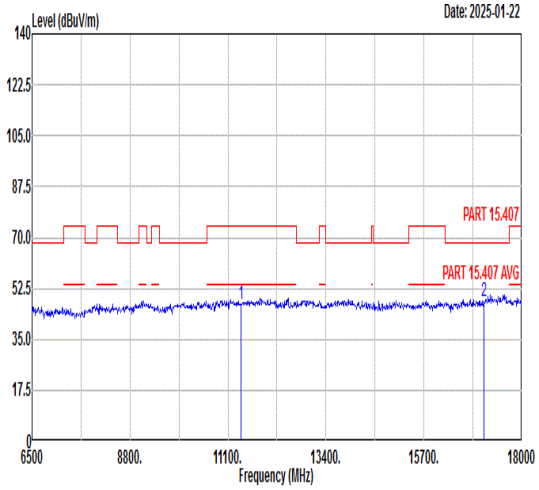 Freq Level Limit Line Margin Read Level Ant Factor Cable Loss Preamp Factor APos TPos Remark MHz dBuV/m dBuV/m dB dBuV dB/m dB dB cm deg 1 11400.00 47.07 74.00 -26.93 58.96 39.08 12.81 63.78 --- --- Peak 2 17100.00 48.10 68.30 -20.20 54.98 42.41 15.62 64.91 --- --- Peak

Mode	19	
	Band Edge - L	
	U-NII-1_5.15-5.25_802.11ax HE40_CH38_Full RU_5190MHz	
ANT	STBC 10+11	
Pol.	Horizontal	Fundamental
Peak	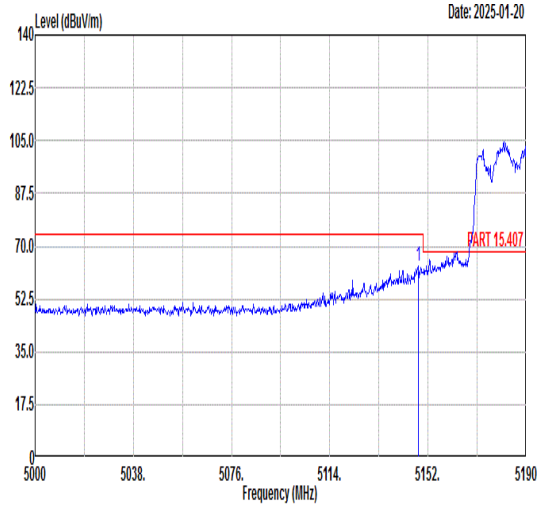 Freq Level Limit Line Margin Read Level Ant Factor Cable Loss Preamp Factor APos TPos Remark MHz dBuV/m dBuV/m dB dBuV dB/m dB dB cm deg 1 5148.39 63.62 74.00 -10.38 51.98 36.58 8.53 33.47 257 320 PEAK	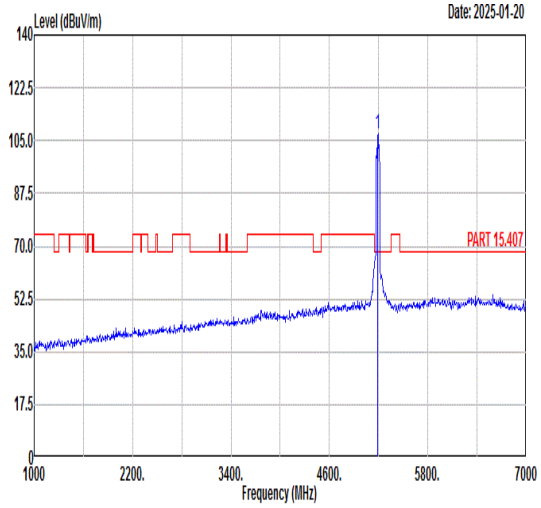 Freq Level Limit Line Margin Read Level Ant Factor Cable Loss Preamp Factor APos TPos Remark MHz dBuV/m dBuV/m dB dBuV dB/m dB dB cm deg 1 5190.00 107.07 ------ ------ 95.36 36.54 8.63 33.46 257 320 PEAK
Avg	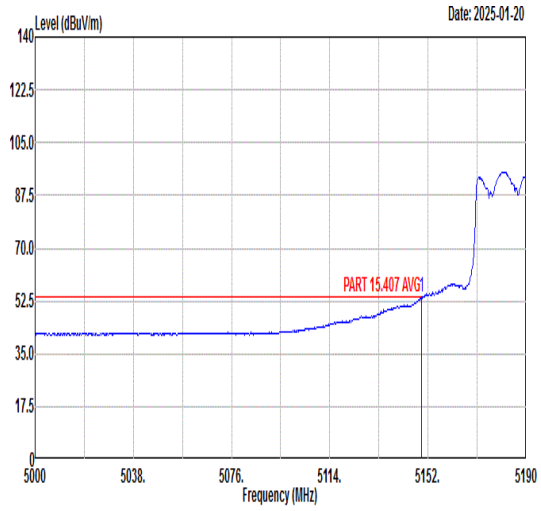 Freq Level Limit Line Margin Read Level Ant Factor Cable Loss Preamp Factor APos TPos Remark MHz dBuV/m dBuV/m dB dBuV dB/m dB dB cm deg 1 5149.53 53.95 54.00 -0.05 42.31 36.58 8.53 33.47 257 320 AVERAGE	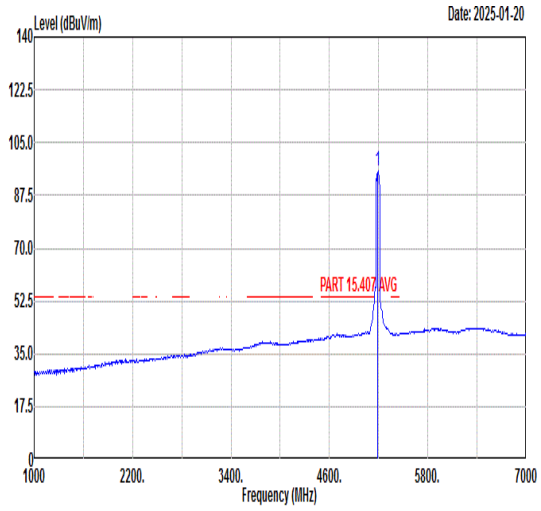 Freq Level Limit Line Margin Read Level Ant Factor Cable Loss Preamp Factor APos TPos Remark MHz dBuV/m dBuV/m dB dBuV dB/m dB dB cm deg 1 5190.00 95.48 ------ ------ 83.77 36.54 8.63 33.46 257 320 AVERAGE

Mode	19	
	Band Edge - R	
	U-NII-1_5.15-5.25_802.11ax HE40_CH38_Full RU_5190MHz	
ANT	STBC 10+11	
Pol.	Horizontal	Fundamental
Peak	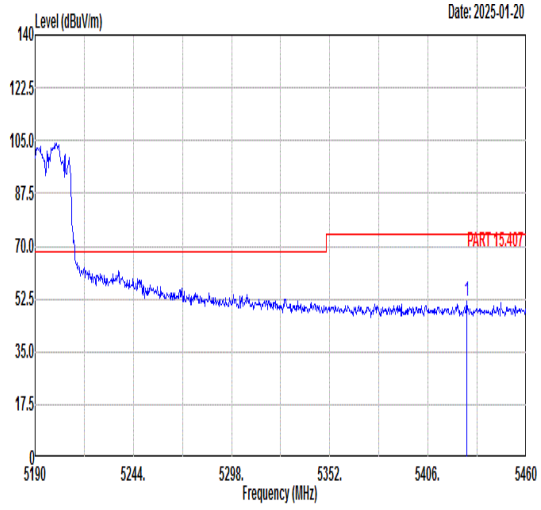 Freq Level Limit Line Margin Read Level Ant Factor Cable Loss Preamp Factor APos TPos Remark MHz dBuV/m dBuV/m dB dBuV dB/m dB dB cm deg 1 5427.33 51.53 74.00 -22.47 38.91 36.36 9.67 33.41 257 320 PEAK	Blank
Avg	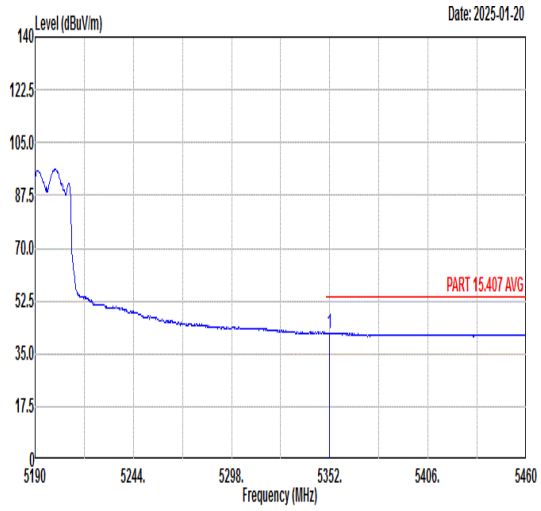 Freq Level Limit Line Margin Read Level Ant Factor Cable Loss Preamp Factor APos TPos Remark MHz dBuV/m dBuV/m dB dBuV dB/m dB dB cm deg 1 5352.00 41.98 54.00 -12.02 29.61 36.42 9.38 33.43 257 320 AVERAGE	Blank

Mode	19	
	Band Edge - L	
	U-NII-1_5.15-5.25_802.11ax HE40_CH38_Full RU_5190MHz	
ANT	STBC 10+11	
Pol.	Vertical	Fundamental
Peak	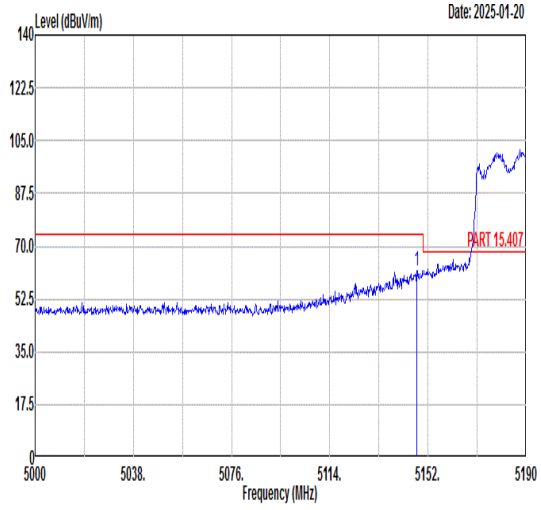 Freq Level Limit Line Margin Read Level Ant Factor Cable Loss Preamp Factor APos TPos Remark MHz dBuV/m dBuV/m dB dBuV dB/m dB dB cm deg 1 5147.63 61.76 74.00 -12.24 50.12 36.58 8.53 33.47 100 11 PEAK	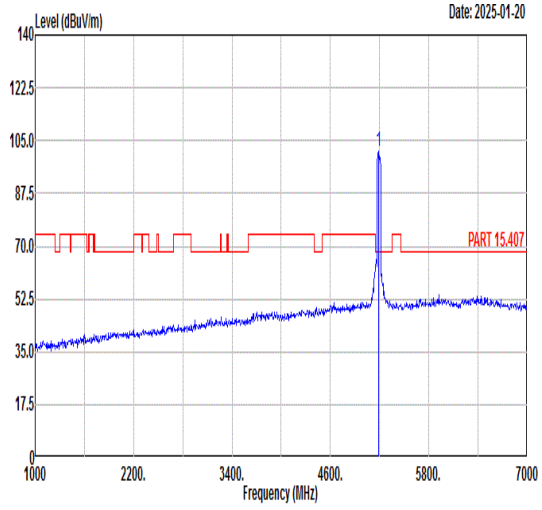 Freq Level Limit Line Margin Read Level Ant Factor Cable Loss Preamp Factor APos TPos Remark MHz dBuV/m dBuV/m dB dBuV dB/m dB dB cm deg 1 5190.00 101.22 ------ ------ 89.52 36.55 8.61 33.46 100 11 PEAK
Avg	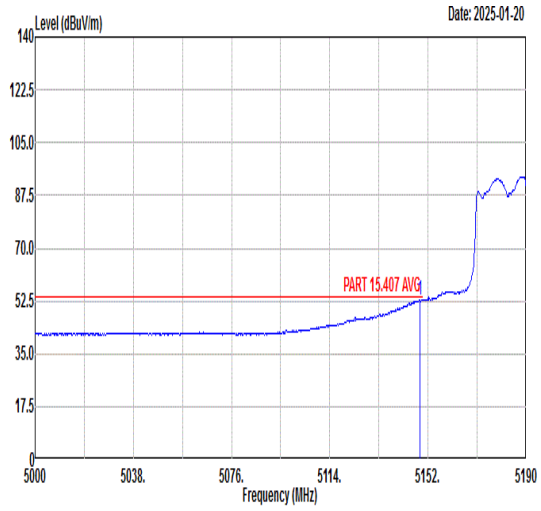 Freq Level Limit Line Margin Read Level Ant Factor Cable Loss Preamp Factor APos TPos Remark MHz dBuV/m dBuV/m dB dBuV dB/m dB dB cm deg 1 5148.96 53.02 54.00 -0.98 41.38 36.58 8.53 33.47 100 11 AVERAGE	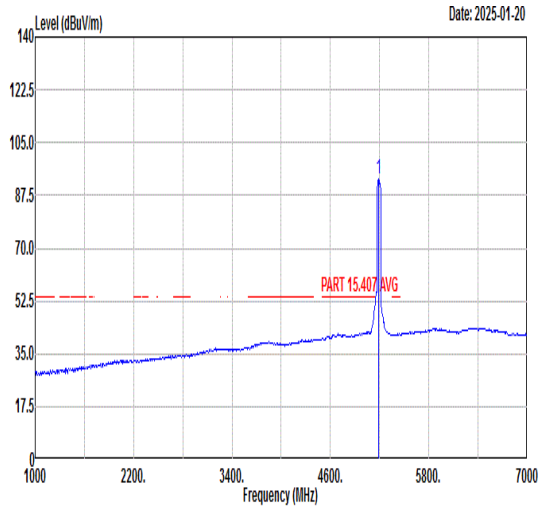 Freq Level Limit Line Margin Read Level Ant Factor Cable Loss Preamp Factor APos TPos Remark MHz dBuV/m dBuV/m dB dBuV dB/m dB dB cm deg 1 5190.00 93.23 ------ ------ 81.53 36.55 8.61 33.46 100 11 AVERAGE

Mode	19	
	Band Edge - R	
	U-NII-1_5.15-5.25_802.11ax HE40_CH38_Full RU_5190MHz	
ANT	STBC 10+11	
Pol.	Vertical	Fundamental
Peak	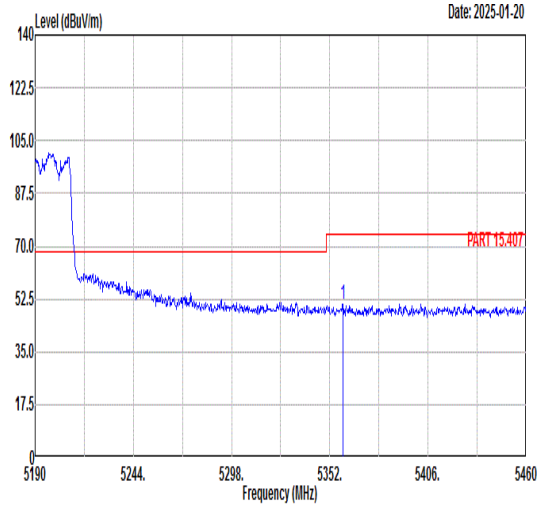 Freq Level Limit Line Margin Read Level Ant Factor Cable Loss Preamp Factor APos TPos Remark MHz dBuV/m dBuV/m dB dBuV dB/m dB dB cm deg 1 5359.29 50.77 74.00 -23.23 38.38 36.41 9.41 33.43 100 11 PEAK	Blank
Avg	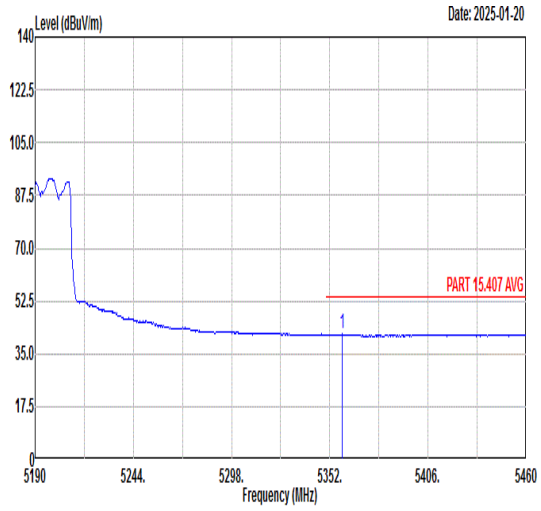 Freq Level Limit Line Margin Read Level Ant Factor Cable Loss Preamp Factor APos TPos Remark MHz dBuV/m dBuV/m dB dBuV dB/m dB dB cm deg 1 5359.02 41.48 54.00 -12.52 29.09 36.41 9.41 33.43 100 11 AVERAGE	Blank

Mode	19	
	Harmonic	
	U-NII-1_5.15-5.25_802.11ax HE40_CH38_Full RU_5190MHz	
ANT	STBC 10+11	
Pol.	Horizontal	Vertical
Peak Avg	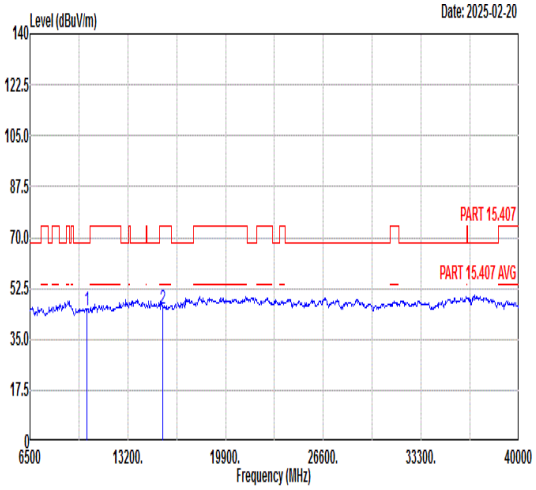 Freq Level Limit Line Margin Read Level Ant Factor Cable Loss Preamp Factor APos TPos Remark MHz dBuV/m dBuV/m dB dBuV dB/m dB dB cm deg 1 10380.00 44.75 68.30 -23.55 57.94 38.48 12.08 63.75 --- --- Peak 2 15570.00 45.67 74.00 -28.33 54.13 41.34 14.60 64.40 --- --- Peak	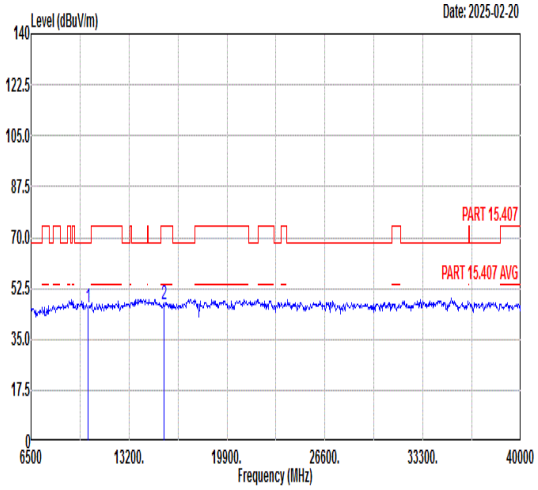 Freq Level Limit Line Margin Read Level Ant Factor Cable Loss Preamp Factor APos TPos Remark MHz dBuV/m dBuV/m dB dBuV dB/m dB dB cm deg 1 10380.00 45.86 68.30 -22.44 59.05 38.48 12.08 63.75 --- --- Peak 2 15570.00 46.76 74.00 -27.24 55.22 41.34 14.60 64.40 --- --- Peak

Mode	20	
	Harmonic	
	U-NII-1_5.15-5.25_802.11ax HE40_CH46_Full RU_5230MHz	
ANT	STBC 10+11	
Pol.	Horizontal	Vertical
Peak Avg	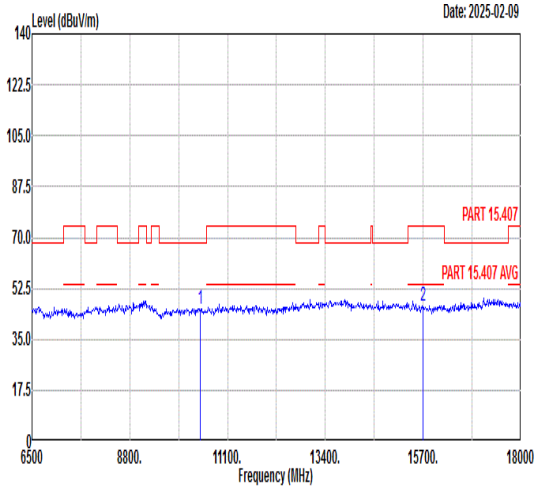 Freq Level Limit Line Margin Read Level Ant Factor Cable Loss Preamp Factor APos TPos Remark MHz dBuV/m dBuV/m dB dBuV dB/m dB dB cm deg 1 10460.00 45.54 68.30 -22.76 58.64 38.49 12.13 63.72 --- --- Peak 2 15690.00 46.39 74.00 -27.61 54.81 41.41 14.65 64.48 --- --- Peak	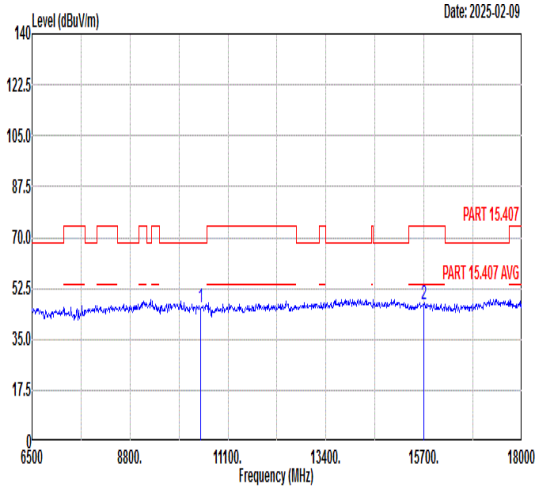 Freq Level Limit Line Margin Read Level Ant Factor Cable Loss Preamp Factor APos TPos Remark MHz dBuV/m dBuV/m dB dBuV dB/m dB dB cm deg 1 10460.00 45.71 68.30 -22.59 58.81 38.49 12.13 63.72 --- --- Peak 2 15690.00 47.14 74.00 -26.86 55.56 41.41 14.65 64.48 --- --- Peak

Mode	21	
	Harmonic	
	U-NII-2A_5.25-5.35_802.11ax HE40_CH54_Full RU_5270MHz	
ANT	STBC 10+11	
Pol.	Horizontal	Vertical
Peak Avg	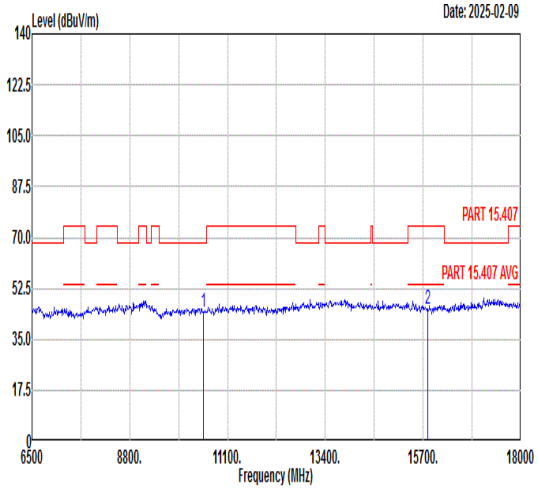 Freq Level Limit Line Margin Read Level Ant Factor Cable Loss Preamp Factor APos TPos Remark MHz dBuV/m dBuV/m dB dBuV dB/m dB dB cm deg 1 10540.00 44.33 68.30 -23.97 57.31 38.51 12.19 63.68 --- --- Peak 2 15810.00 45.69 74.00 -28.31 54.06 41.49 14.71 64.57 --- --- Peak	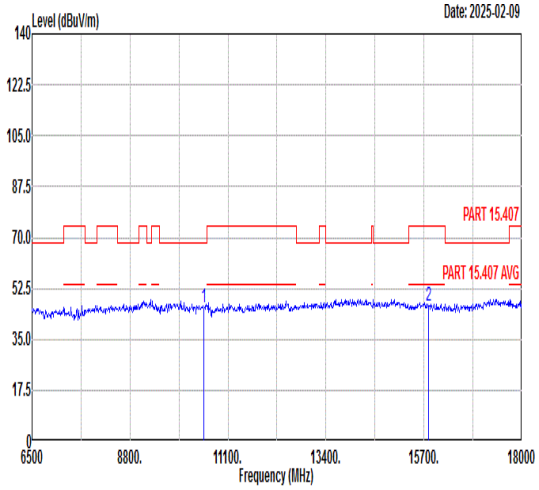 Freq Level Limit Line Margin Read Level Ant Factor Cable Loss Preamp Factor APos TPos Remark MHz dBuV/m dBuV/m dB dBuV dB/m dB dB cm deg 1 10540.00 45.84 68.30 -22.46 58.82 38.51 12.19 63.68 --- --- Peak 2 15810.00 46.62 74.00 -27.38 54.99 41.49 14.71 64.57 --- --- Peak

Mode	22	
	Band Edge - L	
	U-NII-2A_5.25-5.35_802.11ax HE40_CH62_Full RU_5310MHz	
ANT	STBC 10+11	
Pol.	Horizontal	Fundamental
Peak	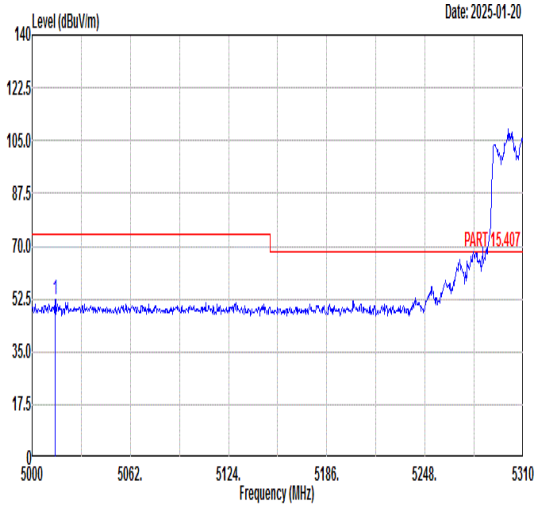 Freq Level Limit Line Margin Read Level Ant Factor Cable Loss Preamp Factor APos TPos Remark MHz dBuV/m dBuV/m dB dBuV dB/m dB dB cm deg 1 5014.57 52.47 74.00 -21.53 40.98 36.69 8.30 33.50 218 344 PEAK	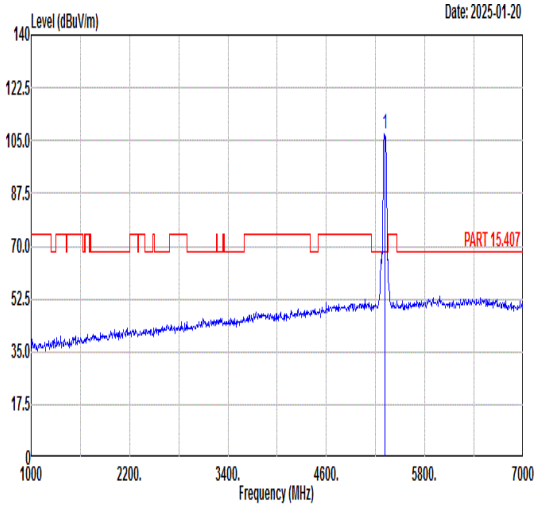 Freq Level Limit Line Margin Read Level Ant Factor Cable Loss Preamp Factor APos TPos Remark MHz dBuV/m dBuV/m dB dBuV dB/m dB dB cm deg 1 5310.00 107.06 ------ ------ 94.92 36.46 9.12 33.44 218 344 PEAK
Avg	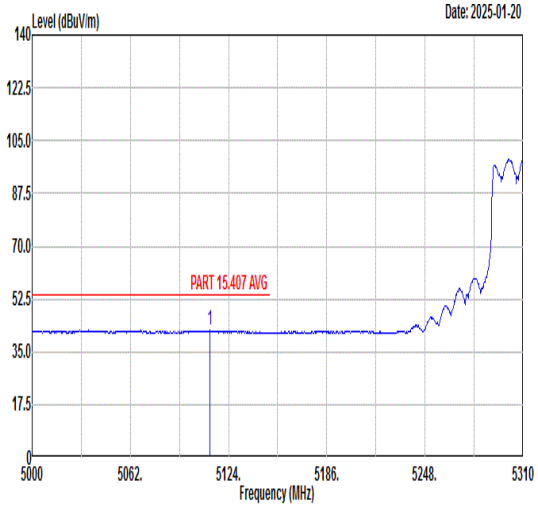 Freq Level Limit Line Margin Read Level Ant Factor Cable Loss Preamp Factor APos TPos Remark MHz dBuV/m dBuV/m dB dBuV dB/m dB dB cm deg 1 5112.22 42.19 54.00 -11.81 30.59 36.61 8.47 33.48 218 344 AVERAGE	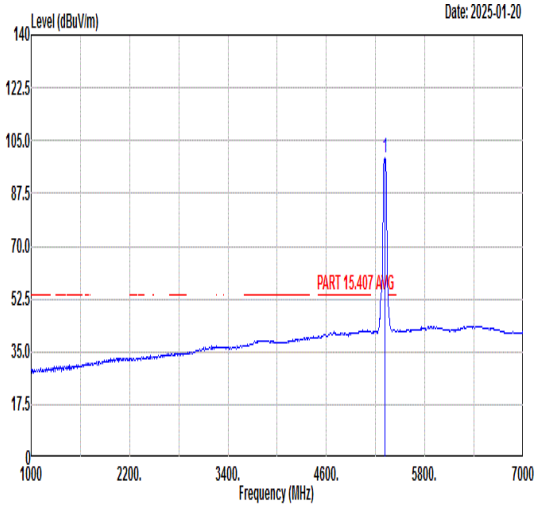 Freq Level Limit Line Margin Read Level Ant Factor Cable Loss Preamp Factor APos TPos Remark MHz dBuV/m dBuV/m dB dBuV dB/m dB dB cm deg 1 5310.00 99.15 ------ ------ 86.96 36.45 9.18 33.44 218 344 AVERAGE

Mode	22	
	Band Edge - R	
	U-NII-2A_5.25-5.35_802.11ax HE40_CH62_Full RU_5310MHz	
ANT	STBC 10+11	
Pol.	Horizontal	Fundamental
Peak	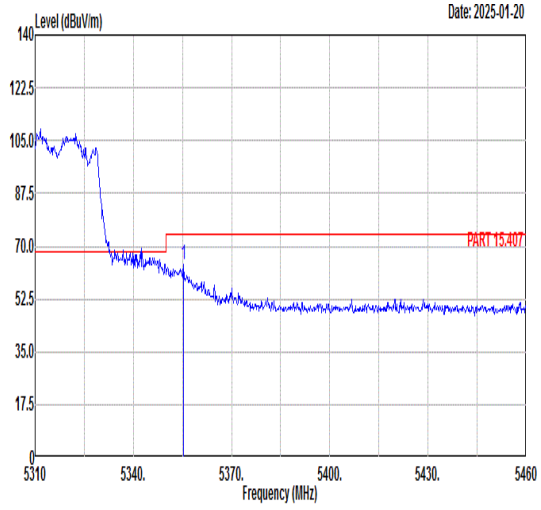 Freq Level Limit Line Margin Read Level Ant Factor Cable Loss Preamp Factor APos TPos Remark MHz dBuV/m dBuV/m dB dBuV dB/m dB dB cm deg 1 5355.30 64.09 74.00 -9.91 51.71 36.42 9.39 33.43 218 344 PEAK	Blank
Avg	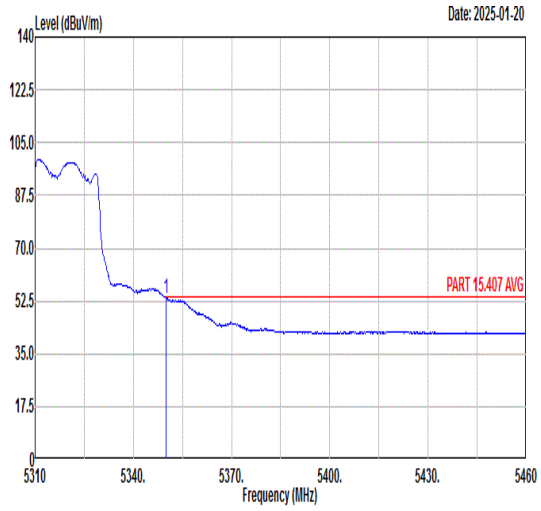 Freq Level Limit Line Margin Read Level Ant Factor Cable Loss Preamp Factor APos TPos Remark MHz dBuV/m dBuV/m dB dBuV dB/m dB dB cm deg 1 5350.05 53.21 54.00 -0.79 40.85 36.42 9.37 33.43 218 344 AVERAGE	Blank

Mode	22	
	Band Edge - L	
	U-NII-2A_5.25-5.35_802.11ax HE40_CH62_Full RU_5310MHz	
ANT	STBC 10+11	
Pol.	Vertical	Fundamental
Peak	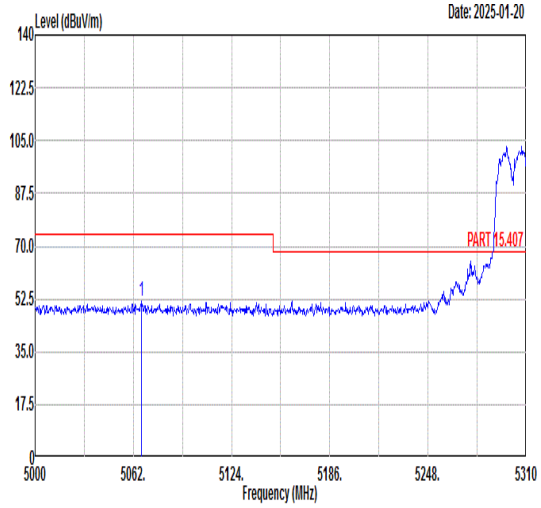 Freq Level Limit Line Margin Read Level Ant Factor Cable Loss Preamp Factor APos TPos Remark MHz dBuV/m dBuV/m dB dBuV dB/m dB dB cm deg 1 5066.96 51.74 74.00 -22.26 40.20 36.65 8.38 33.49 200 350 PEAK	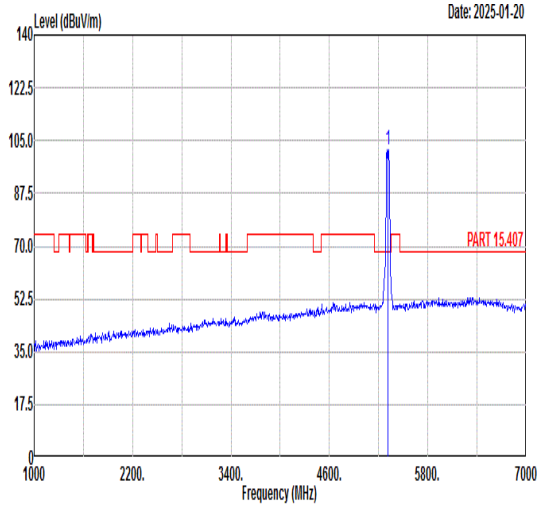 Freq Level Limit Line Margin Read Level Ant Factor Cable Loss Preamp Factor APos TPos Remark MHz dBuV/m dBuV/m dB dBuV dB/m dB dB cm deg 1 5310.00 102.19 ------ ------ 90.03 36.45 9.15 33.44 200 350 PEAK
Avg	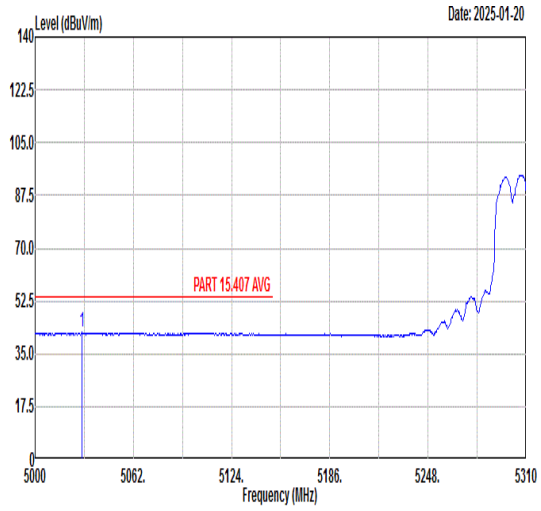 Freq Level Limit Line Margin Read Level Ant Factor Cable Loss Preamp Factor APos TPos Remark MHz dBuV/m dBuV/m dB dBuV dB/m dB dB cm deg 1 5029.76 42.01 54.00 -11.99 30.51 36.68 8.31 33.49 200 350 AVERAGE	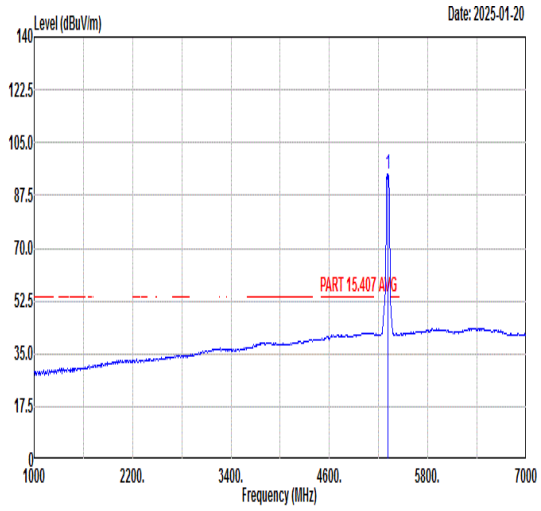 Freq Level Limit Line Margin Read Level Ant Factor Cable Loss Preamp Factor APos TPos Remark MHz dBuV/m dBuV/m dB dBuV dB/m dB dB cm deg 1 5310.00 94.35 ------ ------ 82.19 36.45 9.15 33.44 200 350 AVERAGE

Mode	22	
	Band Edge - R	
	U-NII-2A_5.25-5.35_802.11ax HE40_CH62_Full RU_5310MHz	
ANT	STBC 10+11	
Pol.	Vertical	Fundamental
Peak	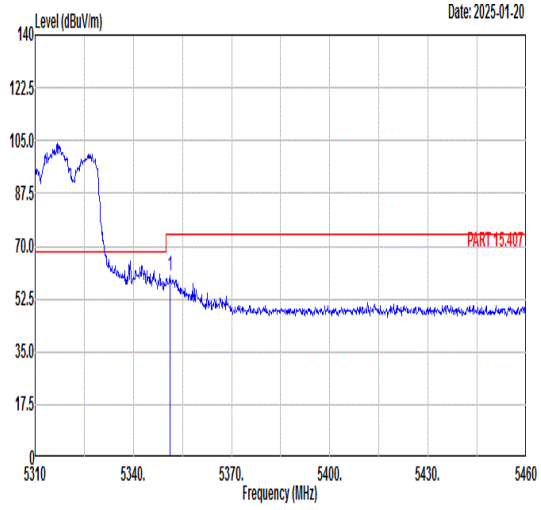 Freq Level Limit Line Margin Read Level Ant Factor Cable Loss Preamp Factor APos TPos Remark MHz dBuV/m dBuV/m dB dBuV dB/m dB dB cm deg 1 5351.10 60.09 74.00 -13.91 47.73 36.42 9.37 33.43 200 350 PEAK	Blank
Avg	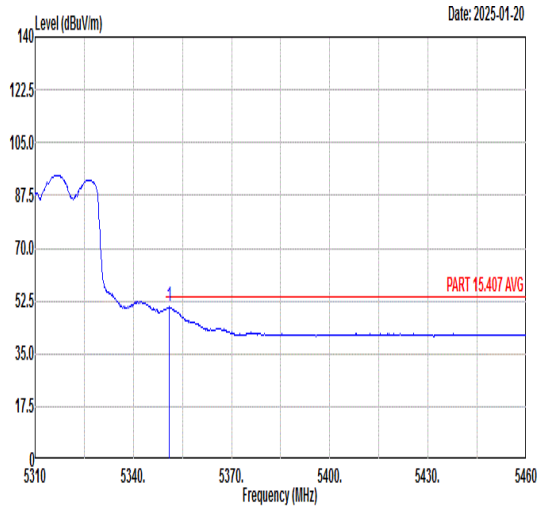 Freq Level Limit Line Margin Read Level Ant Factor Cable Loss Preamp Factor APos TPos Remark MHz dBuV/m dBuV/m dB dBuV dB/m dB dB cm deg 1 5350.95 50.47 54.00 -3.53 38.11 36.42 9.37 33.43 200 350 AVERAGE	Blank

Mode	22	
	Harmonic	
	U-NII-2A_5.25-5.35_802.11ax HE40_CH62_Full RU_5310MHz	
ANT	STBC 10+11	
Pol.	Horizontal	Vertical
Peak Avg	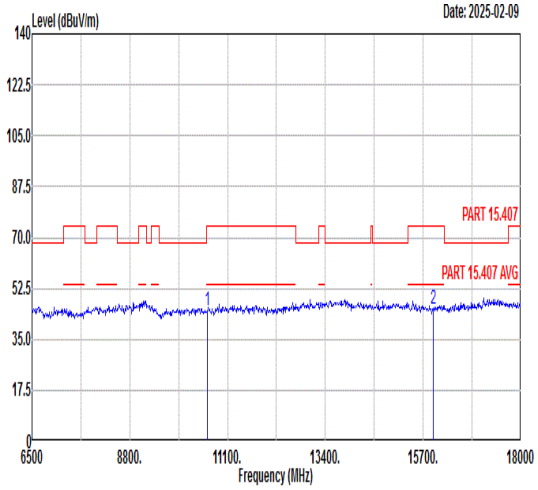 Freq Level Limit Line Margin Read Level Ant Factor Cable Loss Preamp Factor APos TPos Remark MHz dBuV/m dBuV/m dB dBuV dB/m dB dB cm deg 1 10620.00 44.99 74.00 -29.01 57.87 38.52 12.25 63.65 --- --- Peak 2 15930.00 45.59 74.00 -28.41 53.92 41.56 14.76 64.65 --- --- Peak	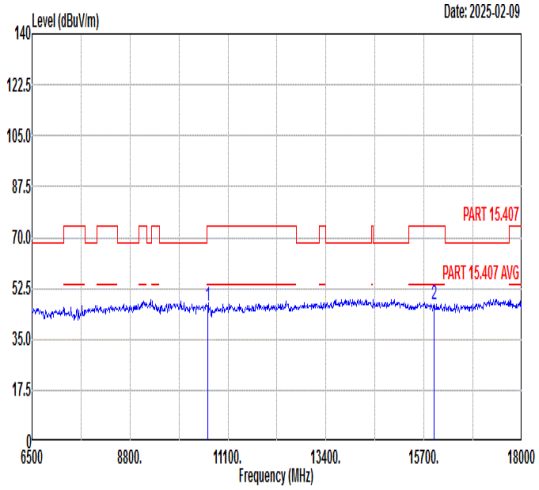 Freq Level Limit Line Margin Read Level Ant Factor Cable Loss Preamp Factor APos TPos Remark MHz dBuV/m dBuV/m dB dBuV dB/m dB dB cm deg 1 10620.00 46.55 74.00 -27.45 59.43 38.52 12.25 63.65 --- --- Peak 2 15930.00 47.07 74.00 -26.93 55.40 41.56 14.76 64.65 --- --- Peak

Mode	23
	Band Edge - L
	U-NII-2C_5.47-5.725_802.11ax HE40_CH102_Full RU_5510MHz
ANT	STBC 10+11

Pol.	Horizontal	Fundamental
Peak	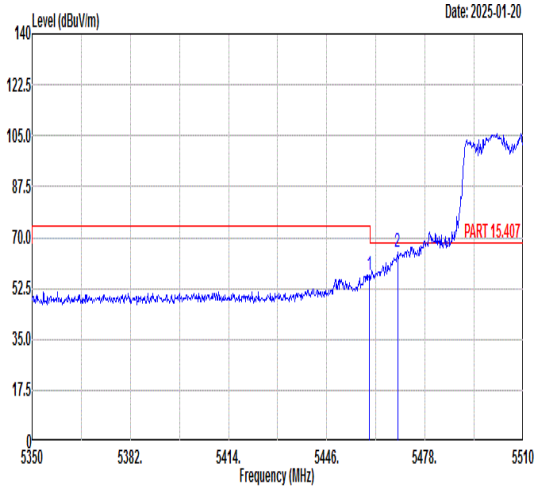 Freq Level Limit Line Margin Read Level Ant Factor Cable Loss Preamp Factor APos TPos Remark MHz dBuV/m dBuV/m dB dBuV dB/m dB dB cm deg 1 5459.76 57.13 74.00 -16.87 44.52 36.33 9.69 33.41 182 344 PEAK 2 5469.04 65.25 68.30 -3.05 52.65 36.32 9.69 33.41 182 344 PEAK	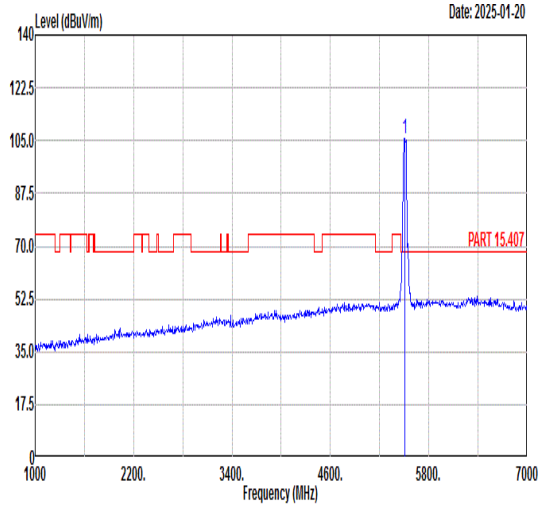 Freq Level Limit Line Margin Read Level Ant Factor Cable Loss Preamp Factor APos TPos Remark MHz dBuV/m dBuV/m dB dBuV dB/m dB dB cm deg 1 5510.00 105.68 ------ ------ 93.07 36.30 9.71 33.40 182 344 PEAK
Avg	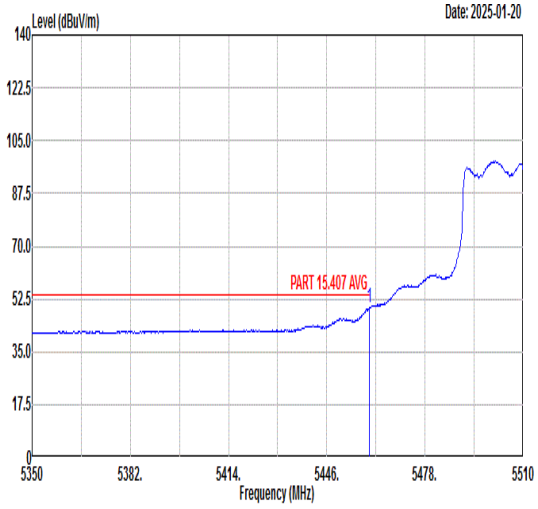 Freq Level Limit Line Margin Read Level Ant Factor Cable Loss Preamp Factor APos TPos Remark MHz dBuV/m dBuV/m dB dBuV dB/m dB dB cm deg 1 5459.92 49.40 54.00 -4.60 36.79 36.33 9.69 33.41 182 344 AVERAGE	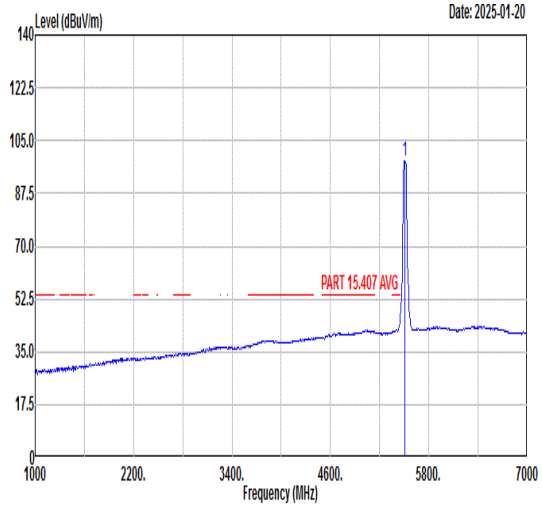 Freq Level Limit Line Margin Read Level Ant Factor Cable Loss Preamp Factor APos TPos Remark MHz dBuV/m dBuV/m dB dBuV dB/m dB dB cm deg 1 5510.00 98.15 ------ ------ 85.54 36.30 9.71 33.40 182 344 AVERAGE

Mode	23	
	Band Edge - R	
	U-NII-2C_5.47-5.725_802.11ax HE40_CH102_Full RU_5510MHz	
ANT	STBC 10+11	
Pol.	Horizontal	Fundamental
Peak	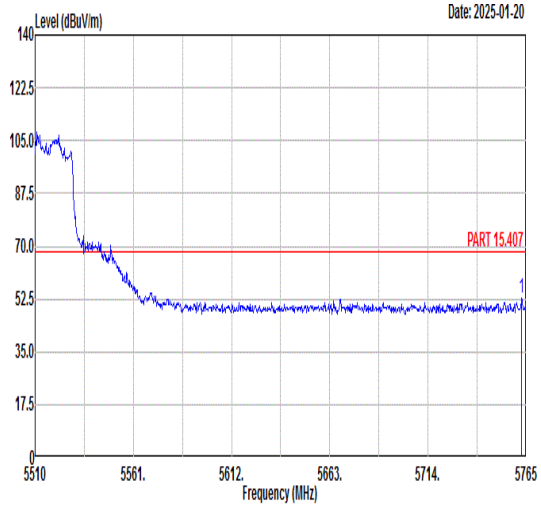 Freq Level Limit Line Margin Read Level Ant Factor Cable Loss Preamp Factor APos TPos Remark MHz dBuV/m dBuV/m dB dBuV dB/m dB dB cm deg 1 5762.71 52.81 68.30 -15.49 39.60 36.56 10.10 33.45 182 344 PEAK	Blank

Mode	23
	Band Edge - L
	U-NII-2C_5.47-5.725_802.11ax HE40_CH102_Full RU_5510MHz
ANT	STBC 10+11

Pol.	Vertical	Fundamental
Peak	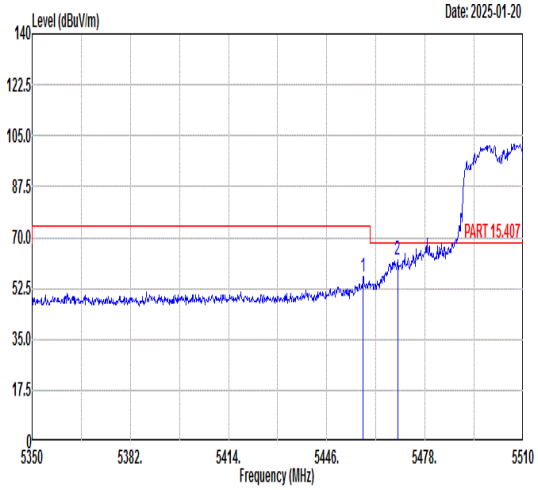 Freq Level Limit Line Margin Read Level Ant Factor Cable Loss Preamp Factor APos TPos Remark MHz dBuV/m dBuV/m dB dBuV dB/m dB dB cm deg 1 5457.84 56.48 74.00 -17.52 43.87 36.33 9.69 33.41 125 15 PEAK 2 5469.04 62.16 68.30 -6.14 49.56 36.32 9.69 33.41 125 15 PEAK	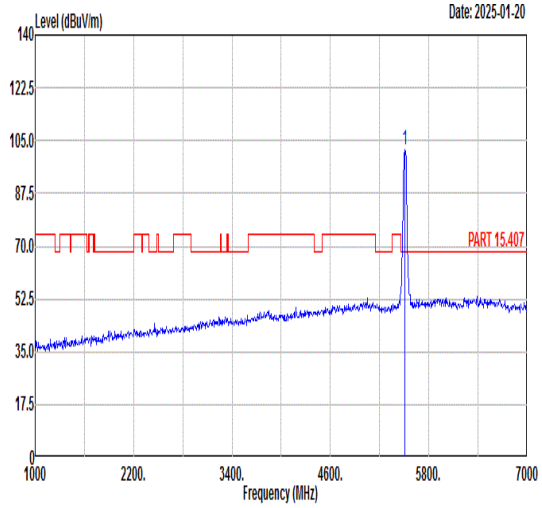 Freq Level Limit Line Margin Read Level Ant Factor Cable Loss Preamp Factor APos TPos Remark MHz dBuV/m dBuV/m dB dBuV dB/m dB dB cm deg 1 5510.00 102.19 ------ ------ 89.57 36.31 9.71 33.40 125 15 PEAK
Avg	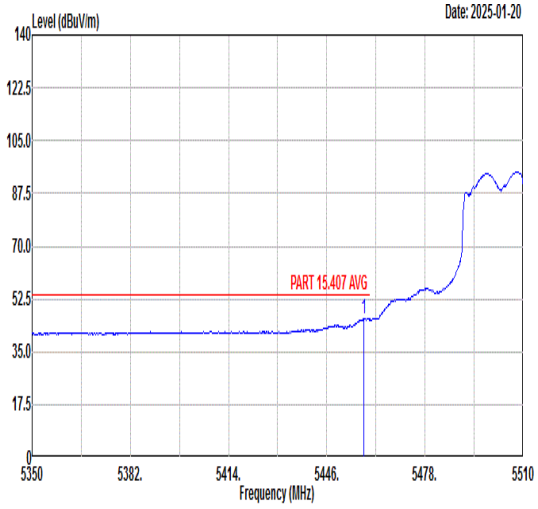 Freq Level Limit Line Margin Read Level Ant Factor Cable Loss Preamp Factor APos TPos Remark MHz dBuV/m dBuV/m dB dBuV dB/m dB dB cm deg 1 5458.00 46.07 54.00 -7.93 33.46 36.33 9.69 33.41 125 15 AVERAGE	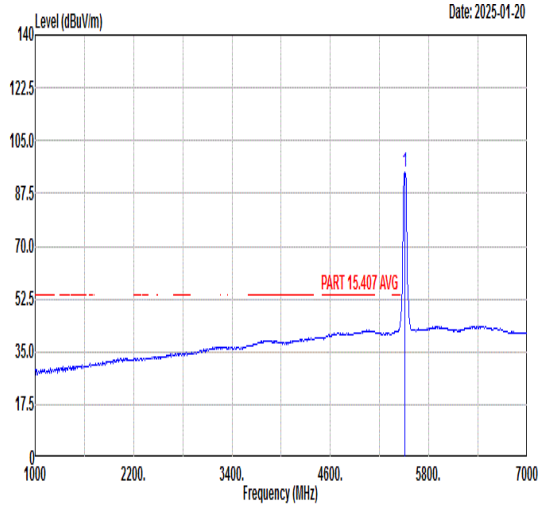 Freq Level Limit Line Margin Read Level Ant Factor Cable Loss Preamp Factor APos TPos Remark MHz dBuV/m dBuV/m dB dBuV dB/m dB dB cm deg 1 5510.00 94.52 ------ ------ 81.90 36.31 9.71 33.40 125 15 AVERAGE

Mode	23	
	Band Edge - R	
	U-NII-2C_5.47-5.725_802.11ax HE40_CH102_Full RU_5510MHz	
ANT	STBC 10+11	
Pol.	Vertical	Fundamental
Peak	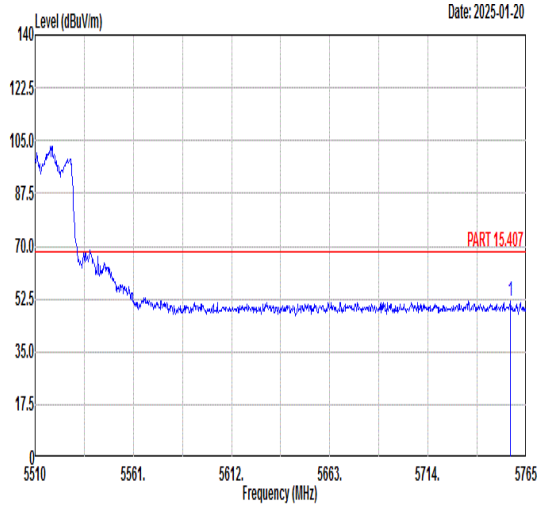 Freq Level Limit Line Margin Read Level Ant Factor Cable Loss Preamp Factor APos TPos Remark MHz dBuV/m dBuV/m dB dBuV dB/m dB dB cm deg 1 5756.59 51.98 68.30 -16.32 38.78 36.56 10.09 33.45 125 15 PEAK	Blank

Mode	23	
	Harmonic	
	U-NII-2C_5.47-5.725_802.11ax HE40_CH102_Full RU_5510MHz	
ANT	STBC 10+11	
Pol.	Horizontal	Vertical
Peak Avg	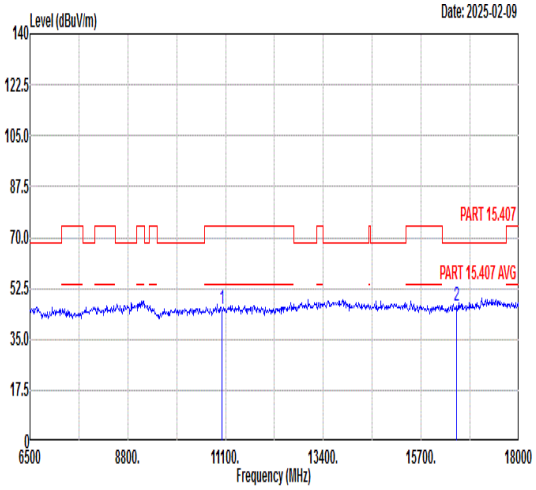 Freq Level Limit Line Margin Read Level Ant Factor Cable Loss Preamp Factor APos TPos Remark MHz dBuV/m dBuV/m dB dBuV dB/m dB dB cm deg 1 11020.00 45.52 74.00 -28.48 57.87 38.62 12.54 63.51 --- --- Peak 2 16530.00 46.59 68.30 -21.71 54.18 41.97 15.19 64.75 --- --- Peak	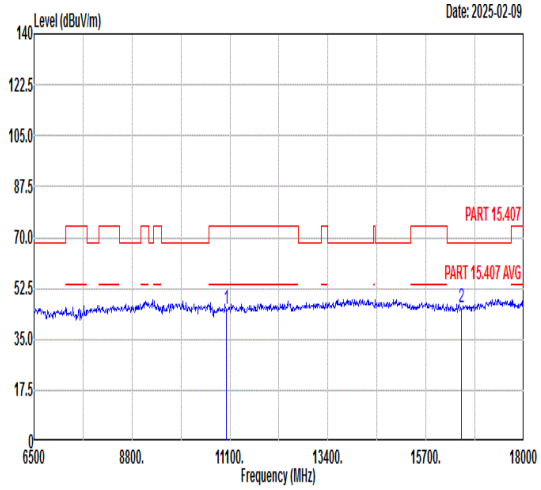 Freq Level Limit Line Margin Read Level Ant Factor Cable Loss Preamp Factor APos TPos Remark MHz dBuV/m dBuV/m dB dBuV dB/m dB dB cm deg 1 11020.00 45.19 74.00 -28.81 57.54 38.62 12.54 63.51 --- --- Peak 2 16530.00 45.73 68.30 -22.57 53.32 41.97 15.19 64.75 --- --- Peak

Mode	24	
	Harmonic	
	U-NII-2C_5.47-5.725_802.11ax HE40_CH110_Full RU_5550MHz	
ANT	STBC 10+11	
Pol.	Horizontal	Vertical
Peak Avg	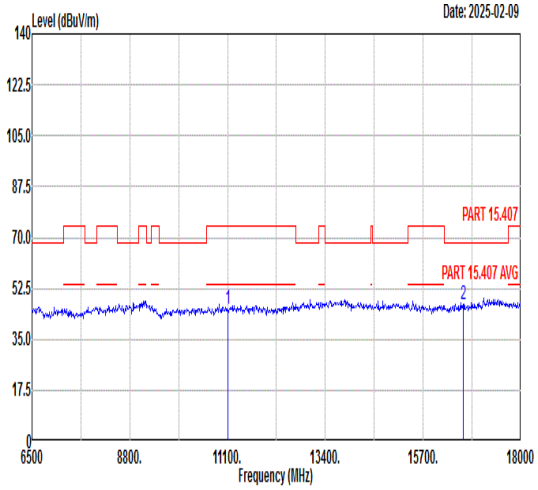 Freq Level Limit Line Margin Read Level Ant Factor Cable Loss Preamp Factor APos TPos Remark MHz dBuV/m dBuV/m dB dBuV dB/m dB dB cm deg 1 11100.00 45.39 74.00 -28.61 57.65 38.72 12.59 63.57 --- --- Peak 2 16650.00 46.87 68.30 -21.43 54.29 42.06 15.28 64.76 --- --- Peak	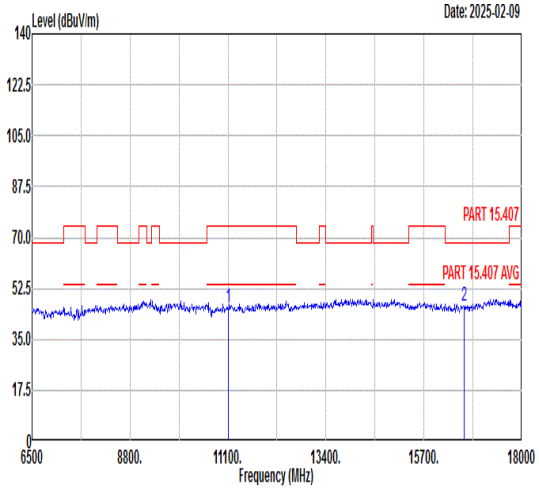 Freq Level Limit Line Margin Read Level Ant Factor Cable Loss Preamp Factor APos TPos Remark MHz dBuV/m dBuV/m dB dBuV dB/m dB dB cm deg 1 11100.00 45.88 74.00 -28.12 58.14 38.72 12.59 63.57 --- --- Peak 2 16650.00 46.59 68.30 -21.71 54.01 42.06 15.28 64.76 --- --- Peak

Mode	25	
	Band Edge - L	
	U-NII-2C_5.47-5.725_802.11ax HE40_CH134_Full RU_5670MHz	
ANT	STBC 10+11	
Pol.	Horizontal	Fundamental
Peak	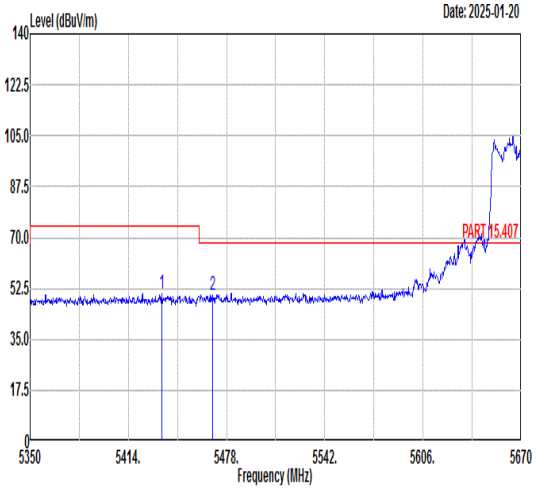 Freq Level Limit Line Margin Read Level Ant Factor Cable Loss Preamp Factor APos TPos Remark MHz dBuV/m dBuV/m dB dBuV dB/m dB dB cm deg 1 5435.76 50.68 74.00 -23.32 38.07 36.35 9.67 33.41 300 32 PEAK 2 5469.04 50.20 68.30 -18.10 37.60 36.32 9.69 33.41 300 32 PEAK	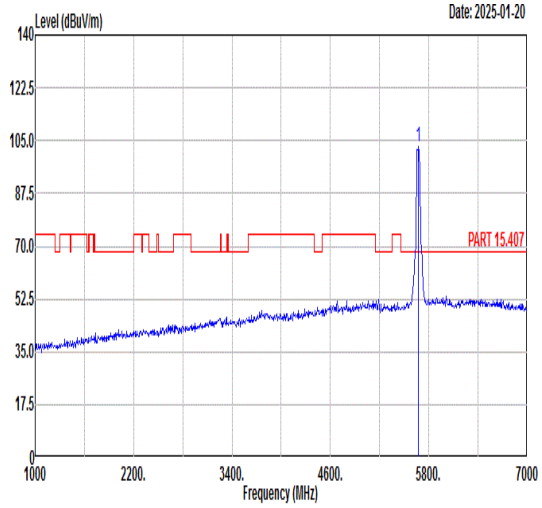 Freq Level Limit Line Margin Read Level Ant Factor Cable Loss Preamp Factor APos TPos Remark MHz dBuV/m dBuV/m dB dBuV dB/m dB dB cm deg 1 5670.00 103.22 ------ ------ 90.27 36.47 9.91 33.43 300 32 PEAK
Avg	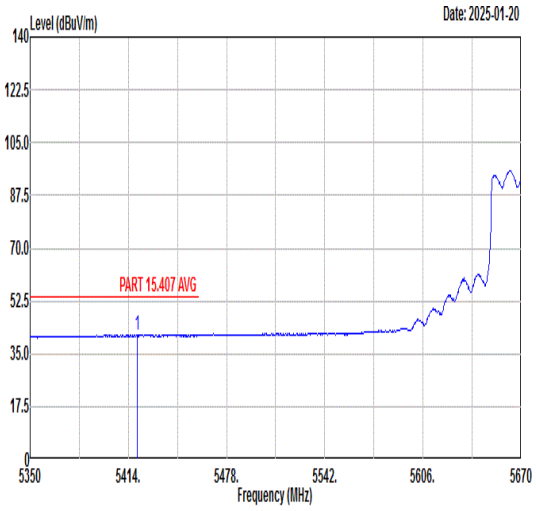 Freq Level Limit Line Margin Read Level Ant Factor Cable Loss Preamp Factor APos TPos Remark MHz dBuV/m dBuV/m dB dBuV dB/m dB dB cm deg 1 5419.76 41.37 54.00 -12.63 28.76 36.36 9.67 33.42 300 32 AVERAGE	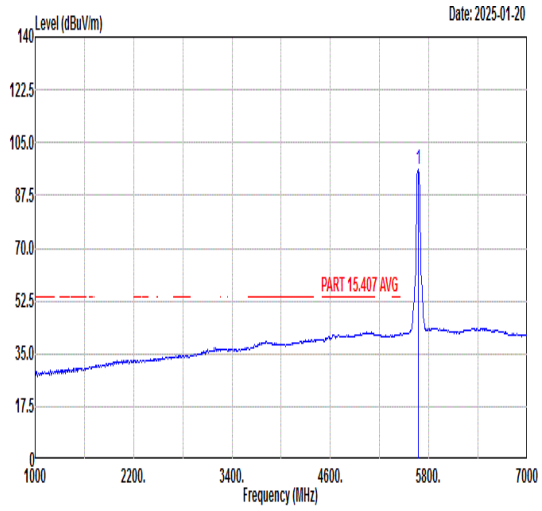 Freq Level Limit Line Margin Read Level Ant Factor Cable Loss Preamp Factor APos TPos Remark MHz dBuV/m dBuV/m dB dBuV dB/m dB dB cm deg 1 5670.00 96.12 ------ ------ 83.17 36.47 9.91 33.43 300 32 AVERAGE

Mode	25	
	Band Edge - R	
	U-NII-2C_5.47-5.725_802.11ax HE40_CH134_Full RU_5670MHz	
ANT	STBC 10+11	
Pol.	Horizontal	Fundamental
Peak	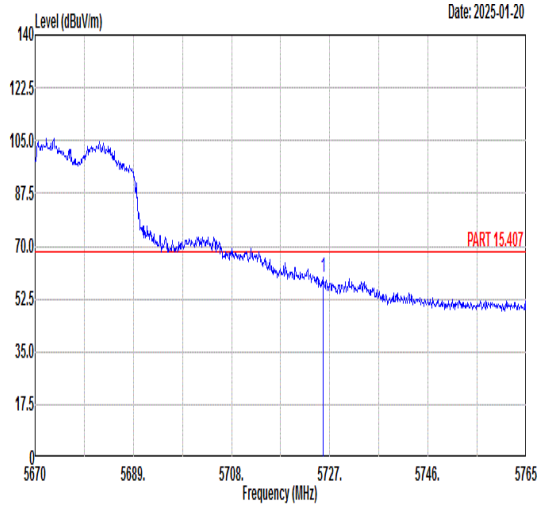 Freq Level Limit Line Margin Read Level Ant Factor Cable Loss Preamp Factor APos TPos Remark MHz dBuV/m dBuV/m dB dBuV dB/m dB dB cm deg 1 5725.67 59.53 68.30 -8.77 46.43 36.53 10.02 33.45 300 32 PEAK	Blank

Mode	25	
	Band Edge - L	
	U-NII-2C_5.47-5.725_802.11ax HE40_CH134_Full RU_5670MHz	
ANT	STBC 10+11	
Pol.	Vertical	Fundamental
Peak	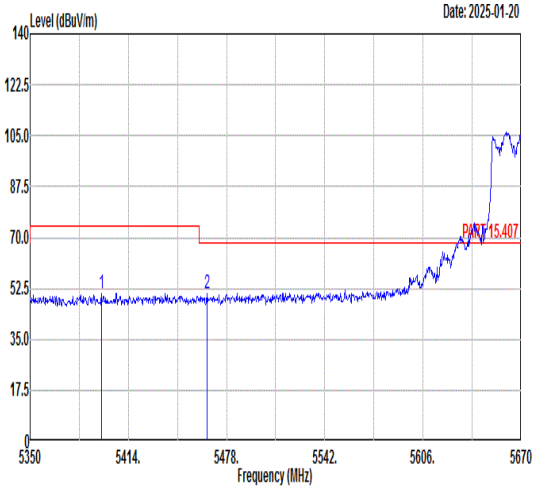 Freq Level Limit Line Margin Read Level Ant Factor Cable Loss Preamp Factor APos TPos Remark MHz dBuV/m dBuV/m dB dBuV dB/m dB dB cm deg 1 5396.40 50.64 74.00 -23.36 38.07 36.38 9.61 33.42 274 282 PEAK 2 5465.52 50.52 68.30 -17.78 37.91 36.33 9.69 33.41 274 282 PEAK	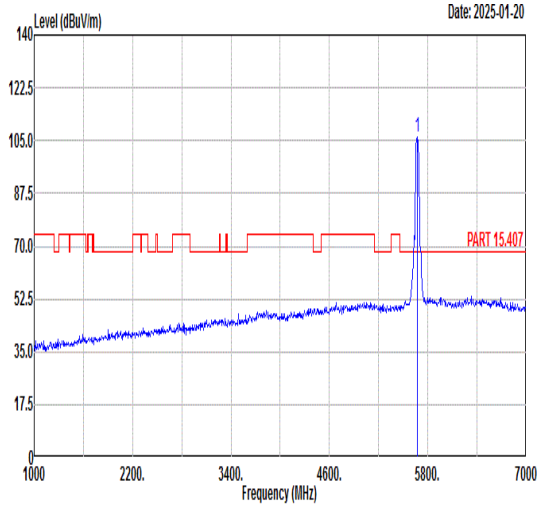 Freq Level Limit Line Margin Read Level Ant Factor Cable Loss Preamp Factor APos TPos Remark MHz dBuV/m dBuV/m dB dBuV dB/m dB dB cm deg 1 5670.00 106.37 ------ ------ 93.43 36.47 9.90 33.43 274 282 PEAK
Avg	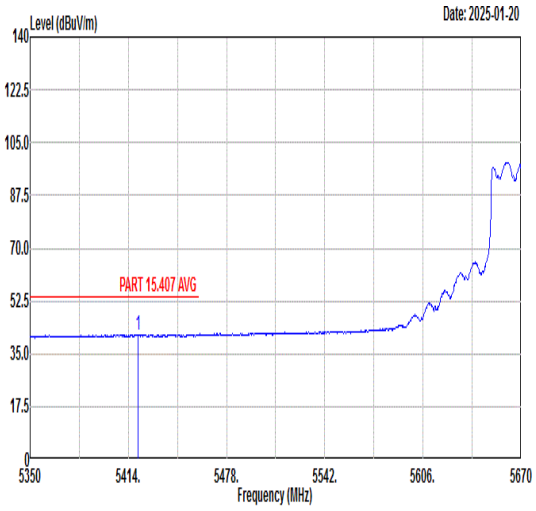 Freq Level Limit Line Margin Read Level Ant Factor Cable Loss Preamp Factor APos TPos Remark MHz dBuV/m dBuV/m dB dBuV dB/m dB dB cm deg 1 5420.08 41.47 54.00 -12.53 28.86 36.36 9.67 33.42 274 282 AVERAGE	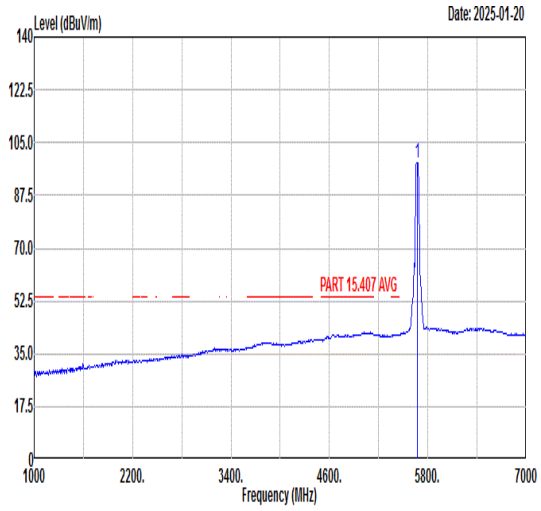 Freq Level Limit Line Margin Read Level Ant Factor Cable Loss Preamp Factor APos TPos Remark MHz dBuV/m dBuV/m dB dBuV dB/m dB dB cm deg 1 5670.00 98.52 ------ ------ 85.58 36.47 9.90 33.43 274 282 AVERAGE

Mode	25	
	Band Edge - R	
	U-NII-2C_5.47-5.725_802.11ax HE40_CH134_Full RU_5670MHz	
ANT	STBC 10+11	
Pol.	Vertical	Fundamental
Peak	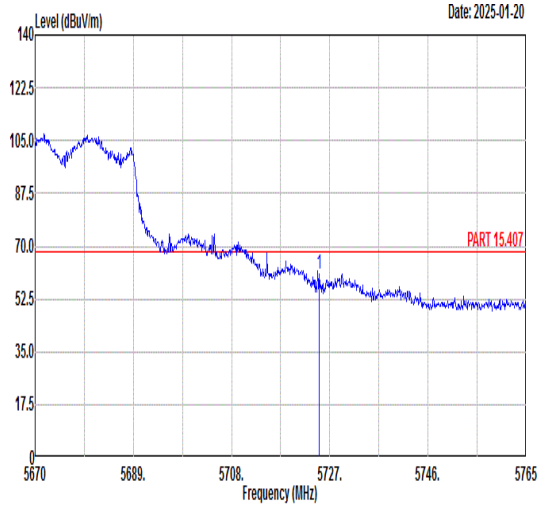 Freq Level Limit Line Margin Read Level Ant Factor Cable Loss Preamp Factor APos TPos Remark MHz dBuV/m dBuV/m dB dBuV dB/m dB dB cm deg 1 5725.01 60.87 68.30 -7.43 47.76 36.53 10.02 33.44 274 282 PEAK	Blank

Mode	25	
	Harmonic	
	U-NII-2C_5.47-5.725_802.11ax HE40_CH134_Full RU_5670MHz	
ANT	STBC 10+11	
Pol.	Horizontal	Vertical
Peak Avg	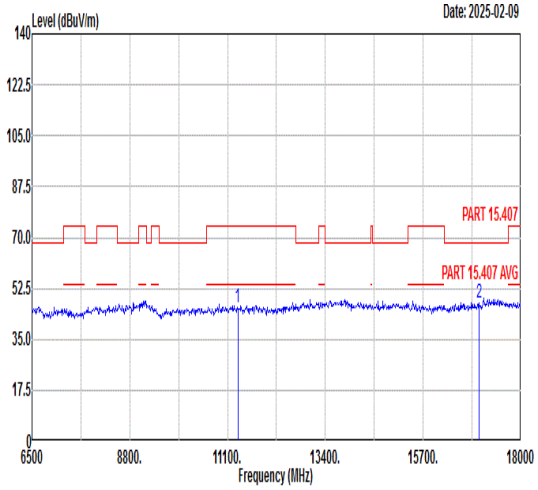 Freq Level Limit Line Margin Read Level Ant Factor Cable Loss Preamp Factor APos TPos Remark MHz dBuV/m dBuV/m dB dBuV dB/m dB dB cm deg 1 11340.00 46.17 74.00 -27.83 58.13 39.01 12.77 63.74 --- --- Peak 2 17010.00 47.54 68.30 -20.76 54.49 42.31 15.55 64.81 --- --- Peak	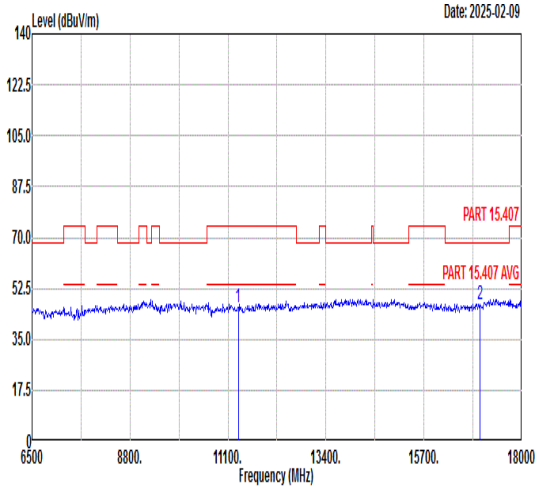 Freq Level Limit Line Margin Read Level Ant Factor Cable Loss Preamp Factor APos TPos Remark MHz dBuV/m dBuV/m dB dBuV dB/m dB dB cm deg 1 11340.00 45.96 74.00 -28.04 57.92 39.01 12.77 63.74 --- --- Peak 2 17010.00 46.78 68.30 -21.52 53.73 42.31 15.55 64.81 --- --- Peak

Mode	26	
	Band Edge - L	
	U-NII-1_5.15-5.25_802.11ax HE80_CH42_Full RU_5210MHz	
ANT	STBC 10+11	
Pol.	Horizontal	Fundamental
Peak	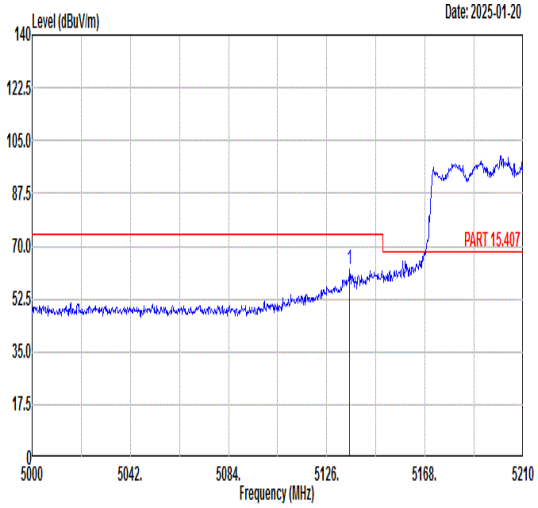 Freq Level Limit Line Margin Read Level Ant Factor Cable Loss Preamp Factor APos TPos Remark MHz dBuV/m dBuV/m dB dBuV dB/m dB dB cm deg 1 5135.87 62.10 74.00 -11.90 50.47 36.59 8.51 33.47 212 282 PEAK	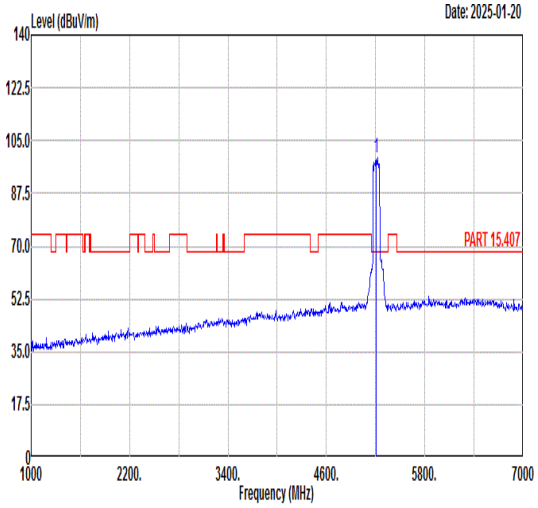 Freq Level Limit Line Margin Read Level Ant Factor Cable Loss Preamp Factor APos TPos Remark MHz dBuV/m dBuV/m dB dBuV dB/m dB dB cm deg 1 5210.00 99.45 ------ ------ 87.64 36.52 8.74 33.45 212 282 PEAK
Avg	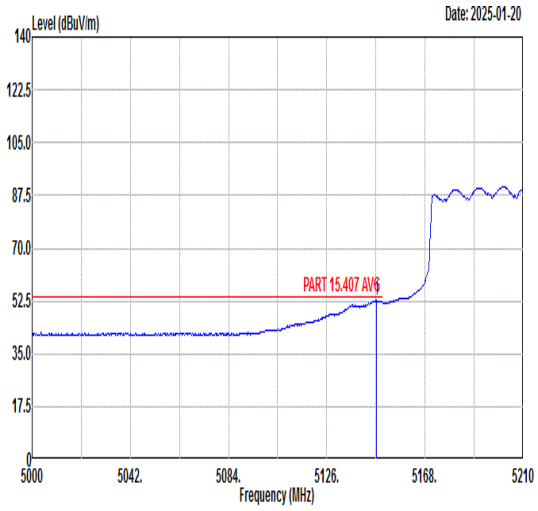 Freq Level Limit Line Margin Read Level Ant Factor Cable Loss Preamp Factor APos TPos Remark MHz dBuV/m dBuV/m dB dBuV dB/m dB dB cm deg 1 5147.21 52.87 54.00 -1.13 41.23 36.58 8.53 33.47 212 282 AVERAGE	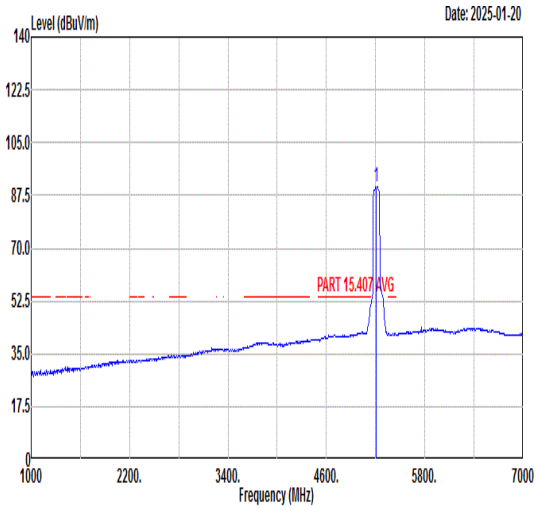 Freq Level Limit Line Margin Read Level Ant Factor Cable Loss Preamp Factor APos TPos Remark MHz dBuV/m dBuV/m dB dBuV dB/m dB dB cm deg 1 5210.00 90.54 ------ ------ 78.82 36.53 8.65 33.46 212 282 AVERAGE

Mode	26	
	Band Edge - R	
	U-NII-1_5.15-5.25_802.11ax HE80_CH42_Full RU_5210MHz	
ANT	STBC 10+11	
Pol.	Horizontal	Fundamental
Peak	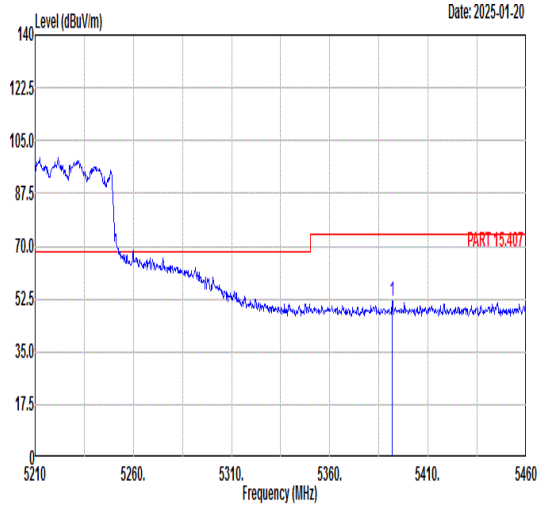 Freq Level Limit Line Margin Read Level Ant Factor Cable Loss Preamp Factor APos TPos Remark MHz dBuV/m dBuV/m dB dBuV dB/m dB dB cm deg 1 5391.75 51.66 74.00 -22.34 39.11 36.39 9.58 33.42 212 282 PEAK	Blank
Avg	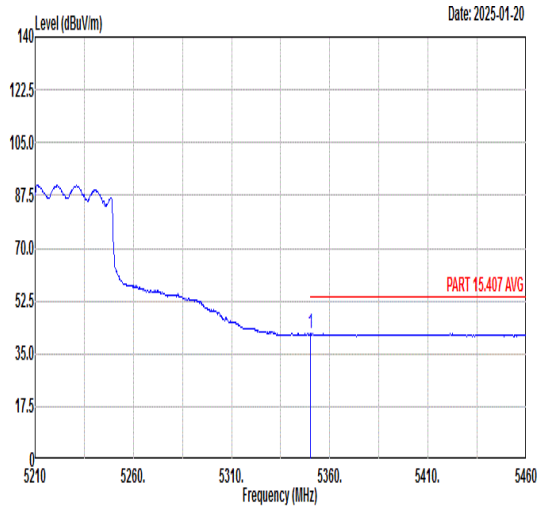 Freq Level Limit Line Margin Read Level Ant Factor Cable Loss Preamp Factor APos TPos Remark MHz dBuV/m dBuV/m dB dBuV dB/m dB dB cm deg 1 5350.25 41.65 54.00 -12.35 29.29 36.42 9.37 33.43 212 282 AVERAGE	Blank

Mode	26	
	Band Edge - L	
	U-NII-1_5.15-5.25_802.11ax HE80_CH42_Full RU_5210MHz	
ANT	STBC 10+11	
Pol.	Vertical	Fundamental
Peak	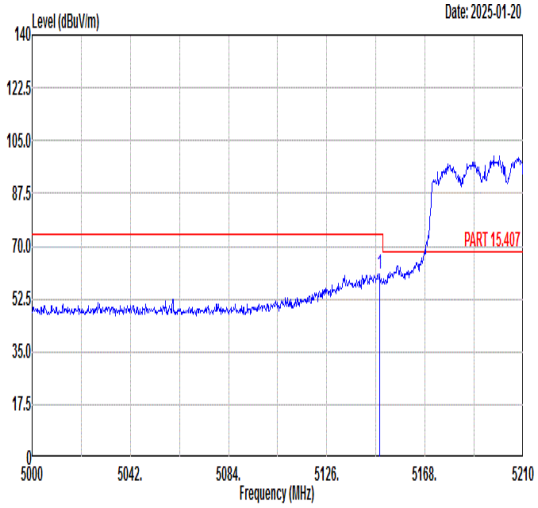 Freq Level Limit Line Margin Read Level Ant Factor Cable Loss Preamp Factor APos TPos Remark MHz dBuV/m dBuV/m dB dBuV dB/m dB dB cm deg 1 5148.47 60.79 74.00 -13.21 49.15 36.58 8.53 33.47 155 360 PEAK	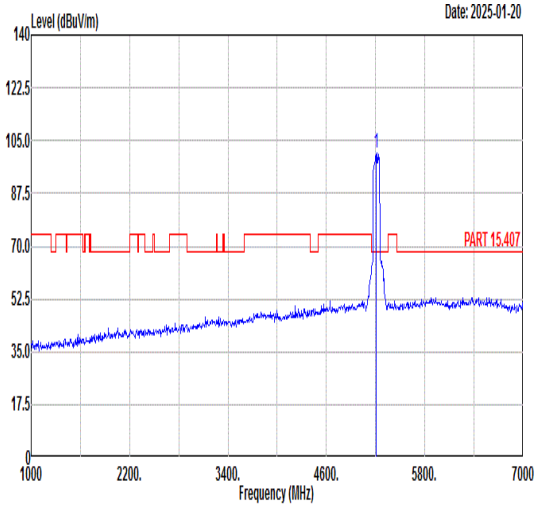 Freq Level Limit Line Margin Read Level Ant Factor Cable Loss Preamp Factor APos TPos Remark MHz dBuV/m dBuV/m dB dBuV dB/m dB dB cm deg 1 5210.00 100.74 ------ ------ 88.99 36.53 8.68 33.46 155 360 PEAK
Avg	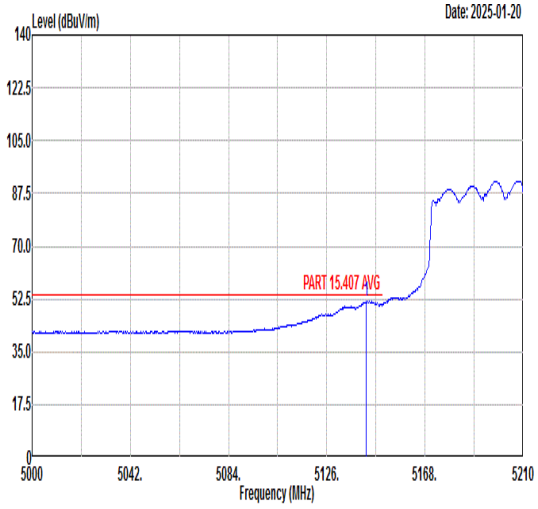 Freq Level Limit Line Margin Read Level Ant Factor Cable Loss Preamp Factor APos TPos Remark MHz dBuV/m dBuV/m dB dBuV dB/m dB dB cm deg 1 5142.80 51.84 54.00 -2.16 40.20 36.59 8.52 33.47 155 360 AVERAGE	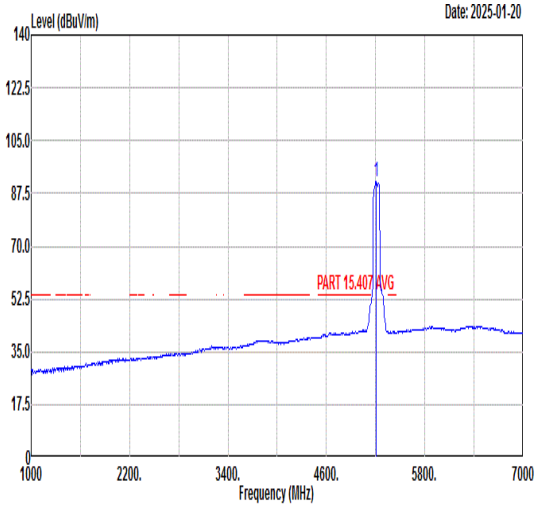 Freq Level Limit Line Margin Read Level Ant Factor Cable Loss Preamp Factor APos TPos Remark MHz dBuV/m dBuV/m dB dBuV dB/m dB dB cm deg 1 5210.00 91.58 ------ ------ 79.86 36.54 8.64 33.46 155 360 AVERAGE

Mode	26	
	Band Edge - R	
	U-NII-1_5.15-5.25_802.11ax HE80_CH42_Full RU_5210MHz	
ANT	STBC 10+11	
Pol.	Vertical	Fundamental
Peak	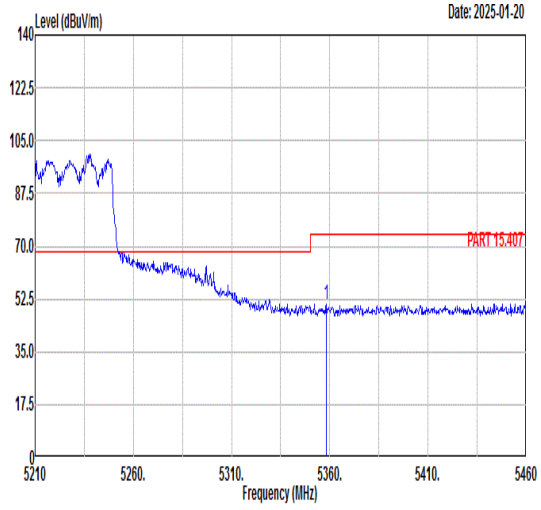 Freq Level Limit Line Margin Read Level Ant Factor Cable Loss Preamp Factor APos TPos Remark MHz dBuV/m dBuV/m dB dBuV dB/m dB dB cm deg 1 5358.25 50.86 74.00 -23.14 38.47 36.41 9.41 33.43 155 360 PEAK	Blank
Avg	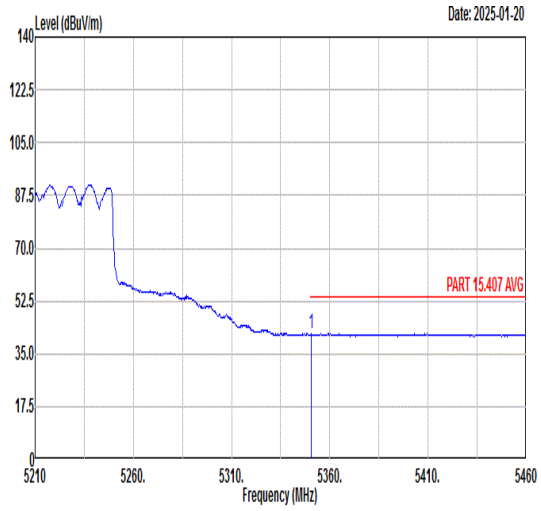 Freq Level Limit Line Margin Read Level Ant Factor Cable Loss Preamp Factor APos TPos Remark MHz dBuV/m dBuV/m dB dBuV dB/m dB dB cm deg 1 5350.75 41.73 54.00 -12.27 29.37 36.42 9.37 33.43 155 360 AVERAGE	Blank

Mode	26	
	Harmonic	
	U-NII-1_5.15-5.25_802.11ax HE80_CH42_Full RU_5210MHz	
ANT	STBC 10+11	
Pol.	Horizontal	Vertical
Peak Avg	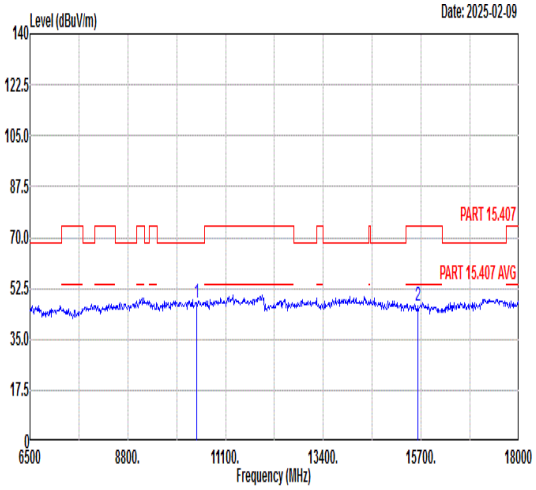 Freq Level Limit Line Margin Read Level Ant Factor Cable Loss Preamp Factor APos TPos Remark MHz dBuV/m dBuV/m dB dBuV dB/m dB dB cm deg 1 10420.00 47.53 68.30 -20.77 60.67 38.48 12.11 63.73 --- --- Peak 2 15630.00 46.58 74.00 -27.42 55.02 41.38 14.62 64.44 --- --- Peak	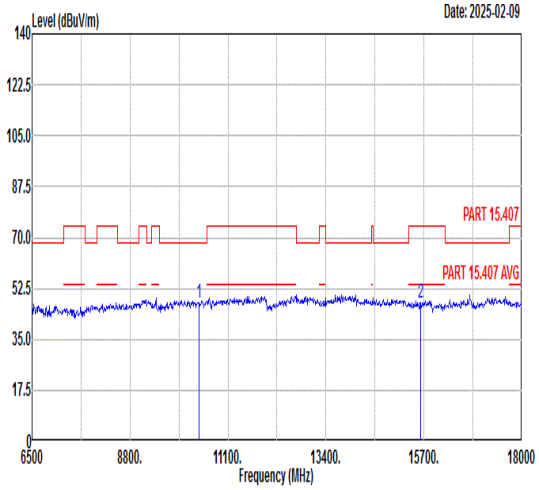 Freq Level Limit Line Margin Read Level Ant Factor Cable Loss Preamp Factor APos TPos Remark MHz dBuV/m dBuV/m dB dBuV dB/m dB dB cm deg 1 10420.00 47.64 68.30 -20.66 60.78 38.48 12.11 63.73 --- --- Peak 2 15630.00 47.40 74.00 -26.60 55.84 41.38 14.62 64.44 --- --- Peak

Mode	27	
	Band Edge - L	
	U-NII-2A_5.25-5.35_802.11ax HE80_CH58_Full RU_5290MHz	
ANT	STBC 10+11	
Pol.	Horizontal	Fundamental
Peak	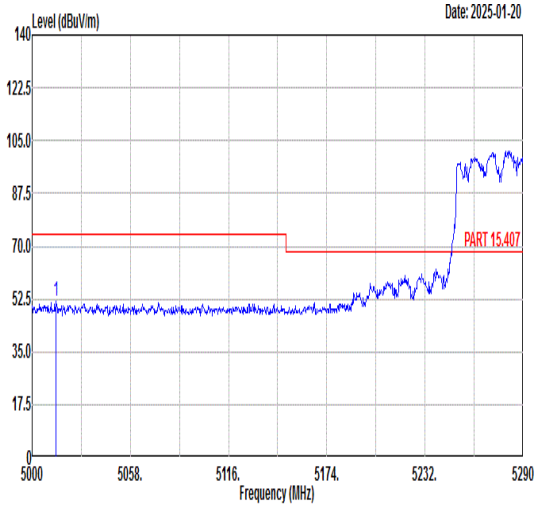 Freq Level Limit Line Margin Read Level Ant Factor Cable Loss Preamp Factor APos TPos Remark MHz dBuV/m dBuV/m dB dBuV dB/m dB dB cm deg 1 5014.21 51.58 74.00 -22.42 40.09 36.69 8.30 33.50 227 342 PEAK	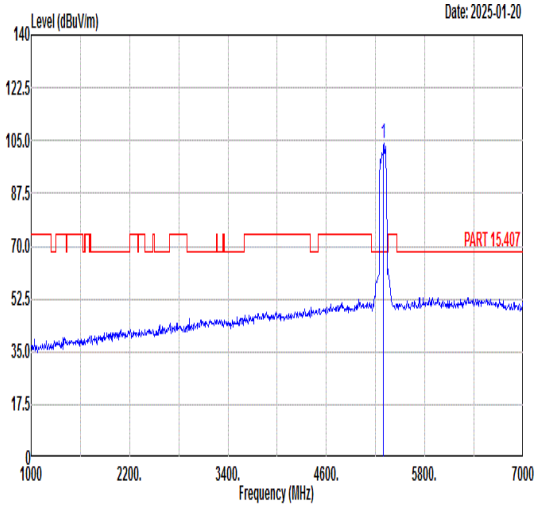 Freq Level Limit Line Margin Read Level Ant Factor Cable Loss Preamp Factor APos TPos Remark MHz dBuV/m dBuV/m dB dBuV dB/m dB dB cm deg 1 5290.00 104.26 ------ ------ 92.10 36.45 9.15 33.44 227 342 PEAK
Avg	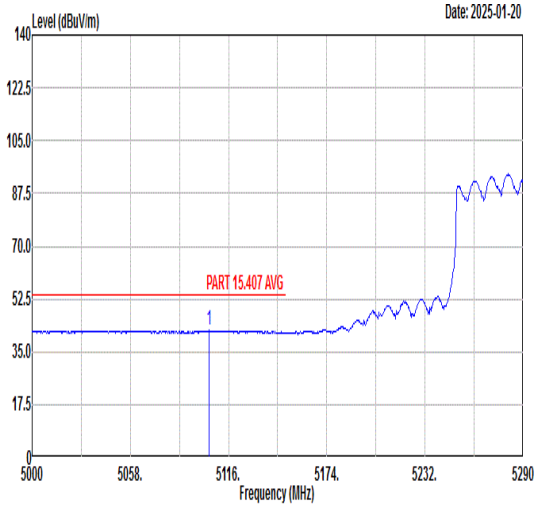 Freq Level Limit Line Margin Read Level Ant Factor Cable Loss Preamp Factor APos TPos Remark MHz dBuV/m dBuV/m dB dBuV dB/m dB dB cm deg 1 5104.40 42.01 54.00 -11.99 30.42 36.62 8.45 33.48 227 342 AVERAGE	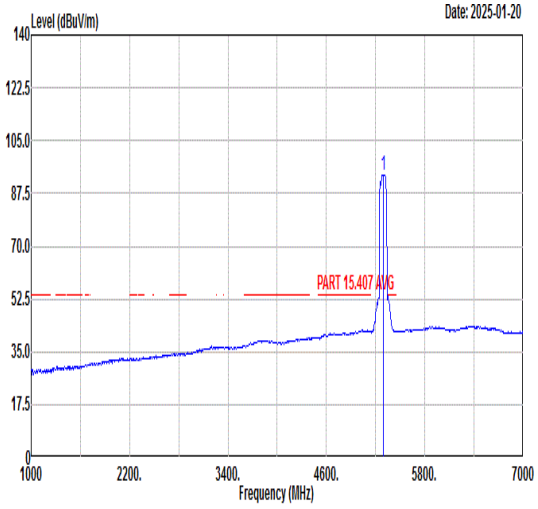 Freq Level Limit Line Margin Read Level Ant Factor Cable Loss Preamp Factor APos TPos Remark MHz dBuV/m dBuV/m dB dBuV dB/m dB dB cm deg 1 5290.00 93.69 ------ ------ 81.55 36.46 9.12 33.44 227 342 AVERAGE

Mode	27	
	Band Edge - R	
	U-NII-2A_5.25-5.35_802.11ax HE80_CH58_Full RU_5290MHz	
ANT	STBC 10+11	
Pol.	Horizontal	Fundamental
Peak	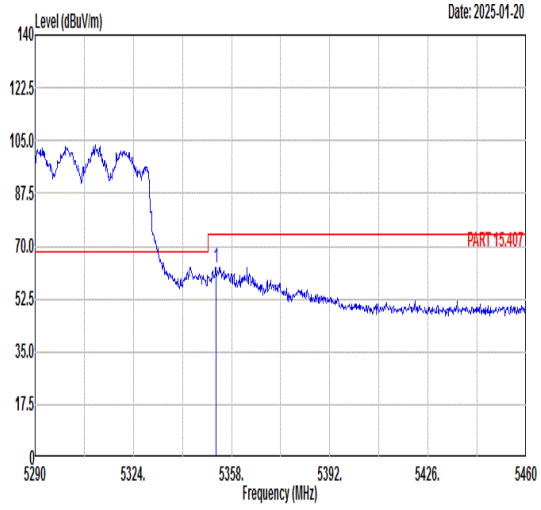 Freq Level Limit Line Margin Read Level Ant Factor Cable Loss Preamp Factor APos TPos Remark MHz dBuV/m dBuV/m dB dBuV dB/m dB dB cm deg 1 5352.56 63.07 74.00 -10.93 50.70 36.42 9.38 33.43 227 342 PEAK	Blank
Avg	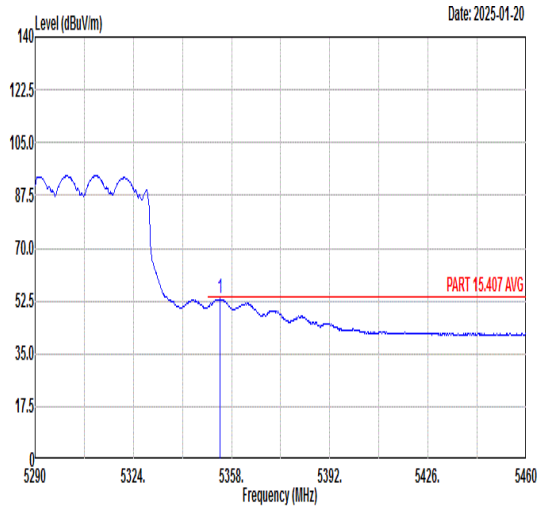 Freq Level Limit Line Margin Read Level Ant Factor Cable Loss Preamp Factor APos TPos Remark MHz dBuV/m dBuV/m dB dBuV dB/m dB dB cm deg 1 5354.09 53.21 54.00 -0.79 40.83 36.42 9.39 33.43 227 342 AVERAGE	Blank

Mode	27	
	Band Edge - L	
	U-NII-2A_5.25-5.35_802.11ax HE80_CH58_Full RU_5290MHz	
ANT	STBC 10+11	
Pol.	Vertical	Fundamental
Peak	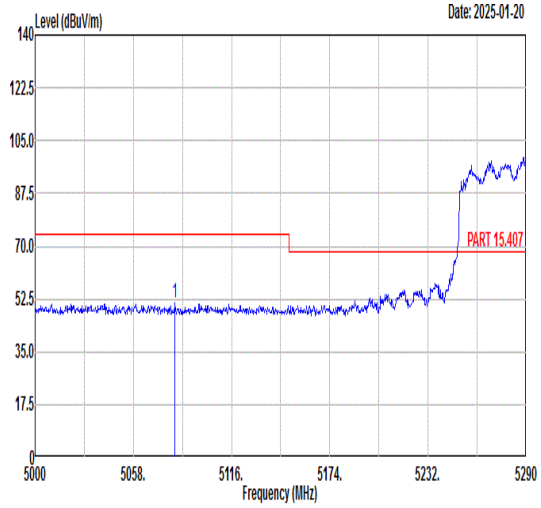 Freq Level Limit Line Margin Read Level Ant Factor Cable Loss Preamp Factor APos TPos Remark MHz dBuV/m dBuV/m dB dBuV dB/m dB dB cm deg 1 5082.65 51.15 74.00 -22.85 39.59 36.63 8.41 33.48 100 14 PEAK	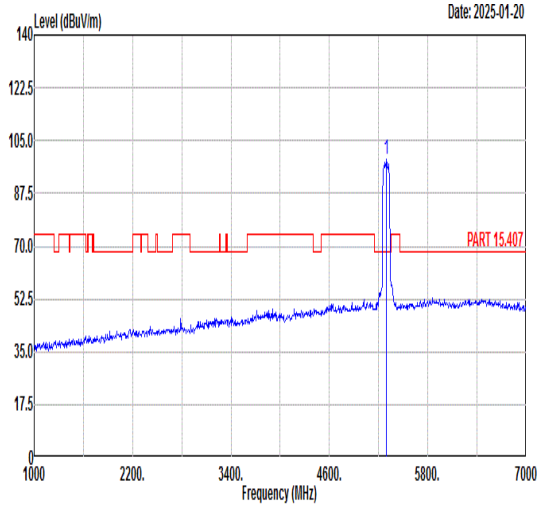 Freq Level Limit Line Margin Read Level Ant Factor Cable Loss Preamp Factor APos TPos Remark MHz dBuV/m dBuV/m dB dBuV dB/m dB dB cm deg 1 5290.00 98.91 ------ ------ 86.80 36.46 9.09 33.44 100 14 PEAK
Avg	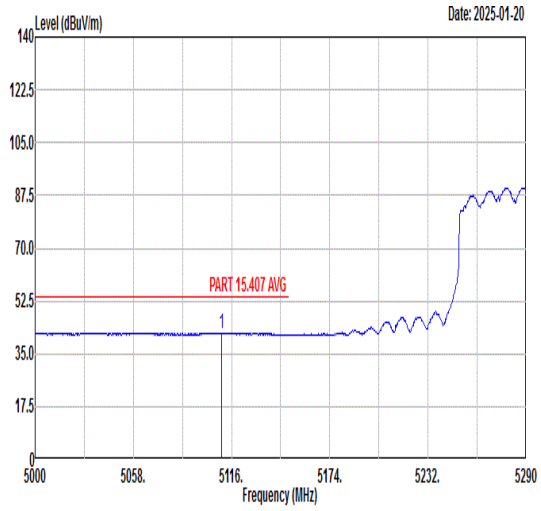 Freq Level Limit Line Margin Read Level Ant Factor Cable Loss Preamp Factor APos TPos Remark MHz dBuV/m dBuV/m dB dBuV dB/m dB dB cm deg 1 5109.91 41.96 54.00 -12.04 30.37 36.61 8.46 33.48 100 14 AVERAGE	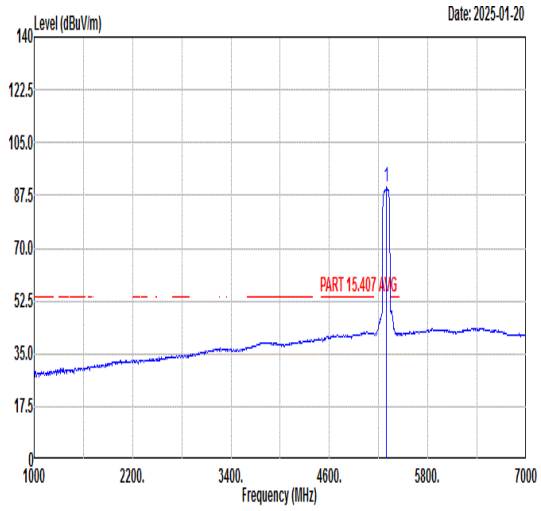 Freq Level Limit Line Margin Read Level Ant Factor Cable Loss Preamp Factor APos TPos Remark MHz dBuV/m dBuV/m dB dBuV dB/m dB dB cm deg 1 5290.00 90.32 ------ ------ 78.21 36.46 9.09 33.44 100 14 AVERAGE

Mode	27	
	Band Edge - R	
	U-NII-2A_5.25-5.35_802.11ax HE80_CH58_Full RU_5290MHz	
ANT	STBC 10+11	
Pol.	Vertical	Fundamental
Peak	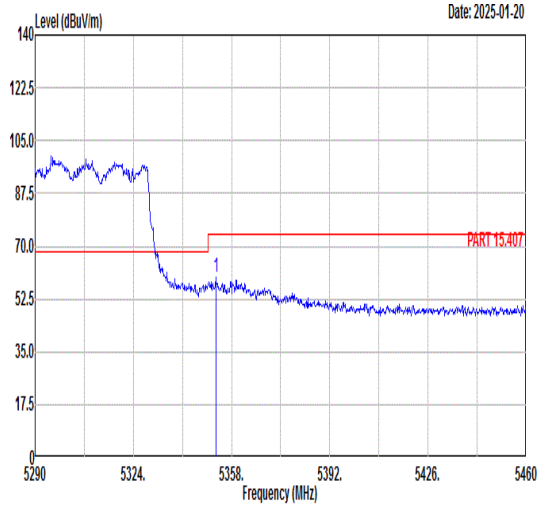 Freq Level Limit Line Margin Read Level Ant Factor Cable Loss Preamp Factor APos TPos Remark MHz dBuV/m dBuV/m dB dBuV dB/m dB dB cm deg 1 5352.56 59.51 74.00 -14.49 47.14 36.42 9.38 33.43 100 14 PEAK	Blank
Avg	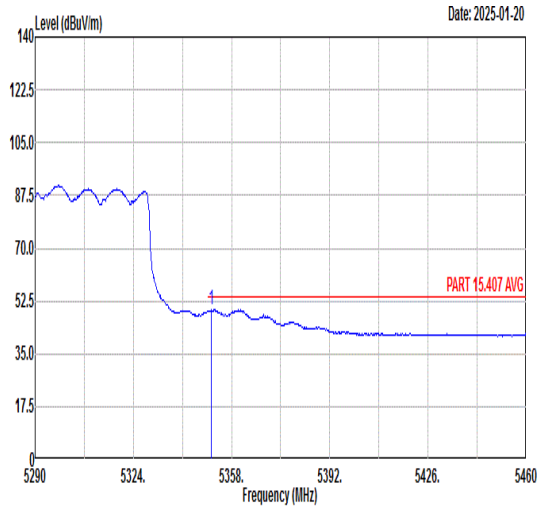 Freq Level Limit Line Margin Read Level Ant Factor Cable Loss Preamp Factor APos TPos Remark MHz dBuV/m dBuV/m dB dBuV dB/m dB dB cm deg 1 5351.03 49.56 54.00 -4.44 37.20 36.42 9.37 33.43 100 14 AVERAGE	Blank

Mode	27	
	Harmonic	
	U-NII-2A_5.25-5.35_802.11ax HE80_CH58_Full RU_5290MHz	
ANT	STBC 10+11	
Pol.	Horizontal	Vertical
Peak Avg	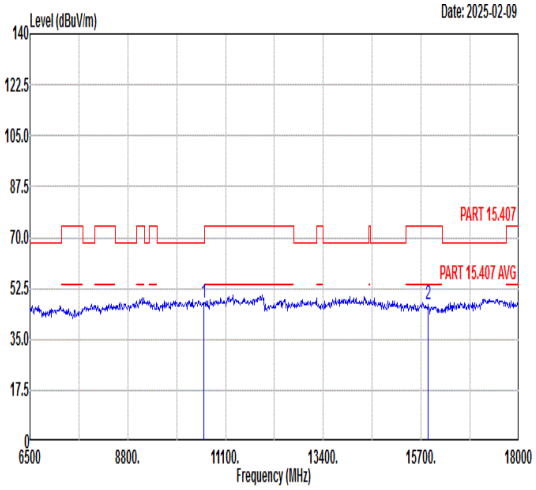 Freq Level Limit Line Margin Read Level Ant Factor Cable Loss Preamp Factor APos TPos Remark MHz dBuV/m dBuV/m dB dBuV dB/m dB dB cm deg 1 10580.00 47.63 68.30 -20.67 60.56 38.52 12.22 63.67 --- --- Peak 2 15870.00 46.79 74.00 -27.21 55.15 41.52 14.73 64.61 --- --- Peak	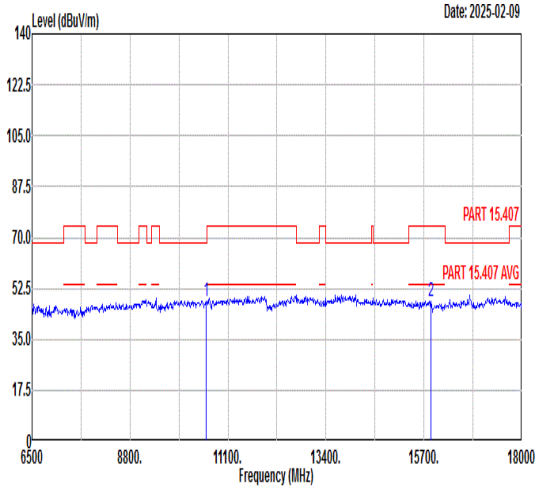 Freq Level Limit Line Margin Read Level Ant Factor Cable Loss Preamp Factor APos TPos Remark MHz dBuV/m dBuV/m dB dBuV dB/m dB dB cm deg 1 10580.00 48.12 68.30 -20.18 61.05 38.52 12.22 63.67 --- --- Peak 2 15870.00 48.12 74.00 -25.88 56.48 41.52 14.73 64.61 --- --- Peak

Mode	28	
	Band Edge - L	
	U-NII-2C_5.47-5.725_802.11ax HE80_CH106_Full RU_5530MHz	
ANT	STBC 10+11	
Pol.	Horizontal	Fundamental
Peak	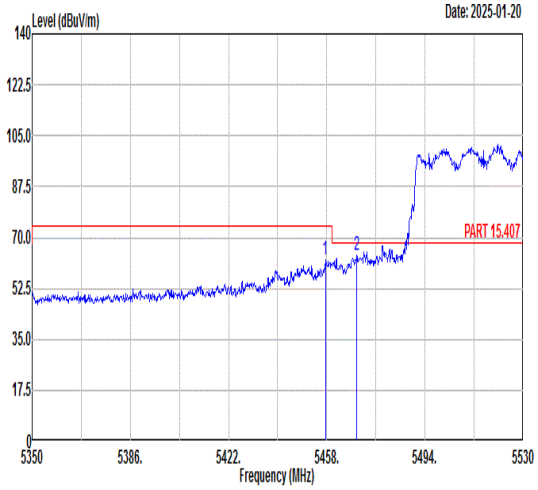 Freq Level Limit Line Margin Read Level Ant Factor Cable Loss Preamp Factor APos TPos Remark MHz dBuV/m dBuV/m dB dBuV dB/m dB dB cm deg 1 5457.46 62.51 74.00 -11.49 49.90 36.33 9.69 33.41 200 341 PEAK 2 5468.98 63.87 68.30 -4.43 51.27 36.32 9.69 33.41 200 341 PEAK	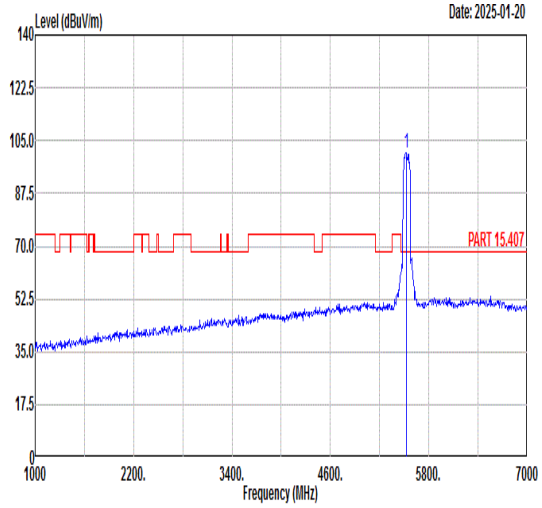 Freq Level Limit Line Margin Read Level Ant Factor Cable Loss Preamp Factor APos TPos Remark MHz dBuV/m dBuV/m dB dBuV dB/m dB dB cm deg 1 5530.00 100.98 ------ ------ 88.34 36.32 9.72 33.40 200 341 PEAK
Avg	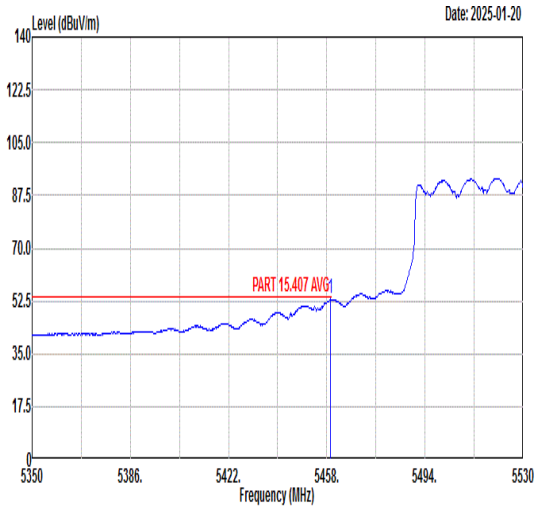 Freq Level Limit Line Margin Read Level Ant Factor Cable Loss Preamp Factor APos TPos Remark MHz dBuV/m dBuV/m dB dBuV dB/m dB dB cm deg 1 5459.44 53.32 54.00 -0.68 40.71 36.33 9.69 33.41 200 341 AVERAGE	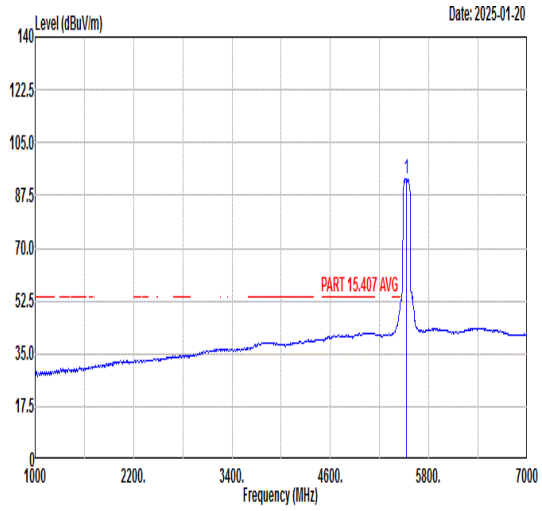 Freq Level Limit Line Margin Read Level Ant Factor Cable Loss Preamp Factor APos TPos Remark MHz dBuV/m dBuV/m dB dBuV dB/m dB dB cm deg 1 5530.00 93.12 ------ ------ 80.48 36.32 9.72 33.40 200 341 AVERAGE

Mode	28	
	Band Edge - R	
	U-NII-2C_5.47-5.725_802.11ax HE80_CH106_Full RU_5530MHz	
ANT	STBC 10+11	
Pol.	Horizontal	Fundamental
Peak	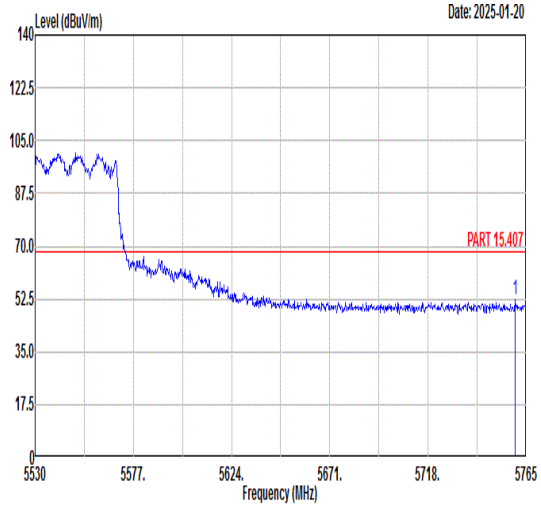 Freq Level Limit Line Margin Read Level Ant Factor Cable Loss Preamp Factor APos TPos Remark MHz dBuV/m dBuV/m dB dBuV dB/m dB dB cm deg 1 5759.83 52.34 68.30 -15.96 39.14 36.56 10.09 33.45 200 341 PEAK	Blank

Mode	28
	Band Edge - L
	U-NII-2C_5.47-5.725_802.11ax HE80_CH106_Full RU_5530MHz
ANT	STBC 10+11

Pol.	Vertical	Fundamental
Peak	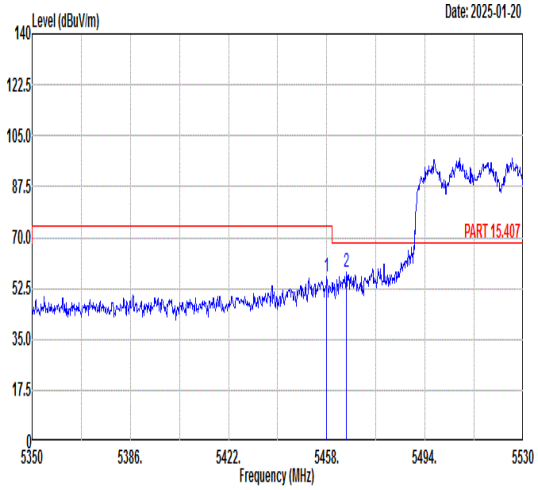 Freq Level Limit Line Margin Read Level Ant Factor Cable Loss Preamp Factor APos TPos Remark MHz dBuV/m dBuV/m dB dBuV dB/m dB dB cm deg 1 5458.00 56.48 74.00 -17.52 43.87 36.33 9.69 33.41 100 359 PEAK 2 5465.20 58.24 68.30 -10.06 45.63 36.33 9.69 33.41 100 359 PEAK	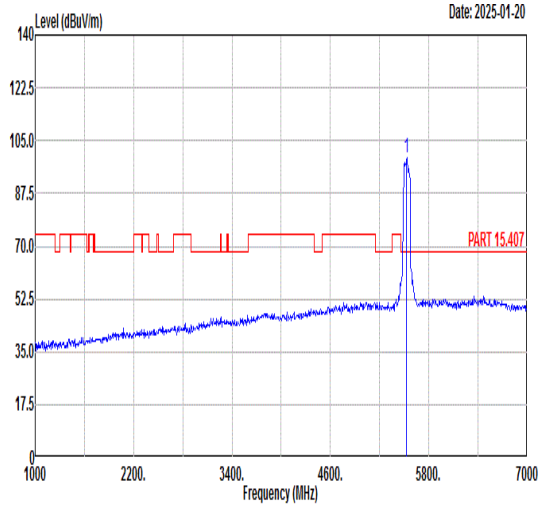 Freq Level Limit Line Margin Read Level Ant Factor Cable Loss Preamp Factor APos TPos Remark MHz dBuV/m dBuV/m dB dBuV dB/m dB dB cm deg 1 5530.00 99.06 ------ ------ 86.40 36.34 9.73 33.41 100 359 PEAK
Avg	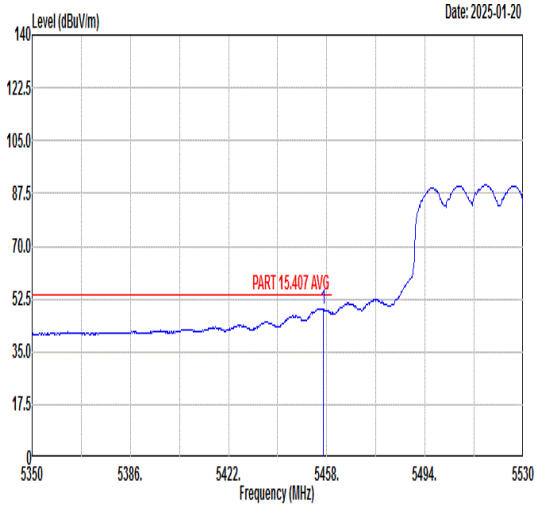 Freq Level Limit Line Margin Read Level Ant Factor Cable Loss Preamp Factor APos TPos Remark MHz dBuV/m dBuV/m dB dBuV dB/m dB dB cm deg 1 5456.74 49.39 54.00 -4.61 36.78 36.33 9.69 33.41 100 359 AVERAGE	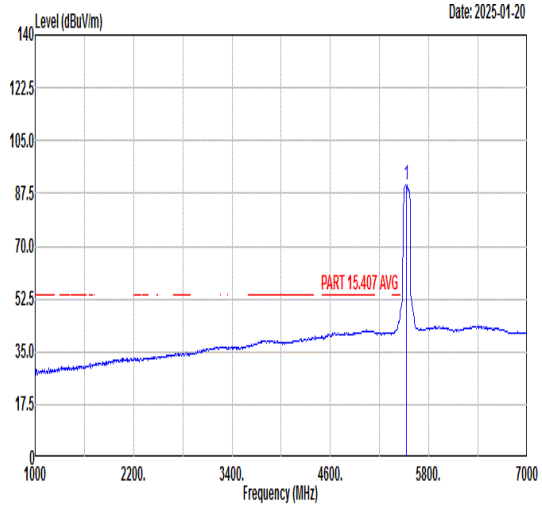 Freq Level Limit Line Margin Read Level Ant Factor Cable Loss Preamp Factor APos TPos Remark MHz dBuV/m dBuV/m dB dBuV dB/m dB dB cm deg 1 5530.00 90.44 ------ ------ 77.78 36.34 9.73 33.41 100 359 AVERAGE

Mode	28	
	Band Edge - R	
	U-NII-2C_5.47-5.725_802.11ax HE80_CH106_Full RU_5530MHz	
ANT	STBC 10+11	
Pol.	Vertical	Fundamental
Peak	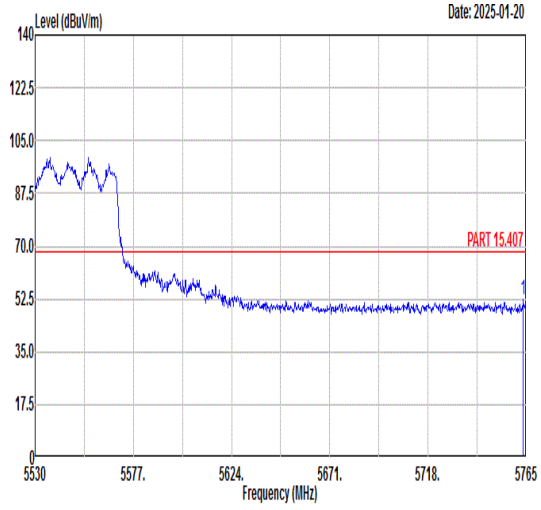 Freq Level Limit Line Margin Read Level Ant Factor Cable Loss Preamp Factor APos TPos Remark MHz dBuV/m dBuV/m dB dBuV dB/m dB dB cm deg 1 5763.59 52.12 68.30 -16.18 38.91 36.56 10.10 33.45 100 359 PEAK	Blank

Mode	28	
	Harmonic	
	U-NII-2C_5.47-5.725_802.11ax HE80_CH106_Full RU_5530MHz	
ANT	STBC 10+11	
Pol.	Horizontal	Vertical
Peak Avg	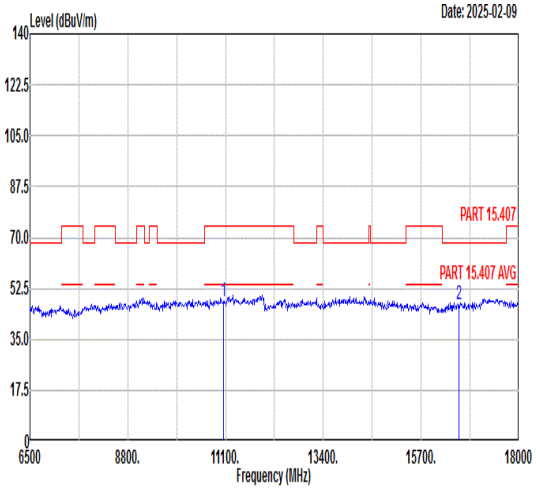 Freq Level Limit Line Margin Read Level Ant Factor Cable Loss Preamp Factor APos TPos Remark MHz dBuV/m dBuV/m dB dBuV dB/m dB dB cm deg 1 11060.00 48.07 74.00 -25.93 60.37 38.67 12.57 63.54 --- --- Peak 2 16590.00 46.96 68.30 -21.34 54.48 42.01 15.23 64.76 --- --- Peak	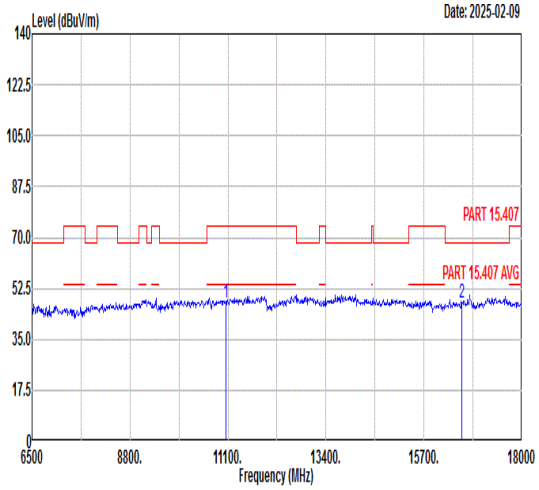 Freq Level Limit Line Margin Read Level Ant Factor Cable Loss Preamp Factor APos TPos Remark MHz dBuV/m dBuV/m dB dBuV dB/m dB dB cm deg 1 11060.00 47.57 74.00 -26.43 59.87 38.67 12.57 63.54 --- --- Peak 2 16590.00 47.44 68.30 -20.86 54.96 42.01 15.23 64.76 --- --- Peak

Mode	29
	Band Edge - L
	U-NII-2C_5.47-5.725_802.11ax HE80_CH122_Full RU_5610MHz
ANT	STBC 10+11

Pol.	Horizontal	Fundamental
Peak	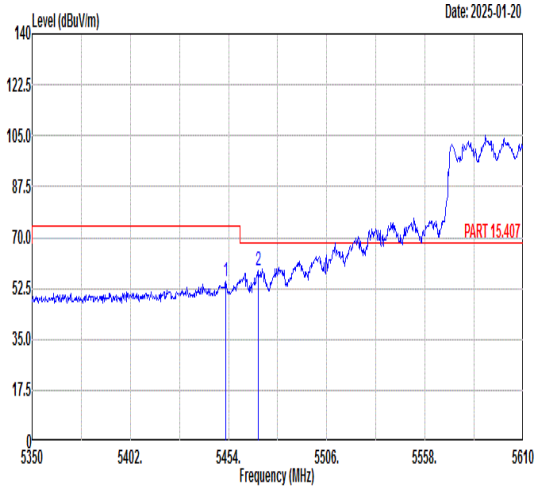 Freq Level Limit Line Margin Read Level Ant Factor Cable Loss Preamp Factor APos TPos Remark MHz dBuV/m dBuV/m dB dBuV dB/m dB dB cm deg 1 5452.44 54.98 74.00 -19.02 42.37 36.34 9.68 33.41 210 344 PEAK 2 5469.86 58.70 68.30 -9.60 46.10 36.32 9.69 33.41 210 344 PEAK	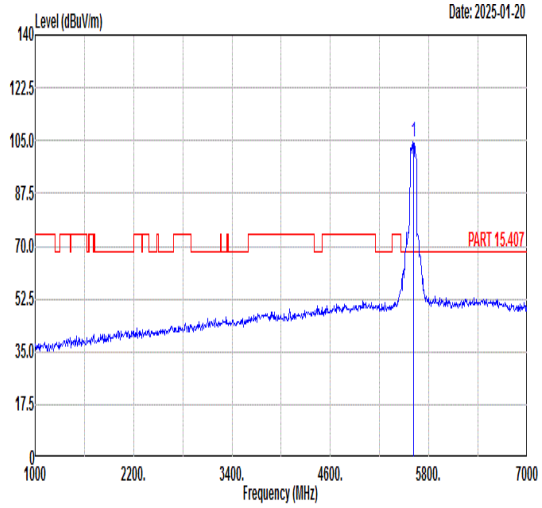 Freq Level Limit Line Margin Read Level Ant Factor Cable Loss Preamp Factor APos TPos Remark MHz dBuV/m dBuV/m dB dBuV dB/m dB dB cm deg 1 5610.00 104.48 ------ ------ 91.74 36.40 9.76 33.42 210 344 PEAK
Avg	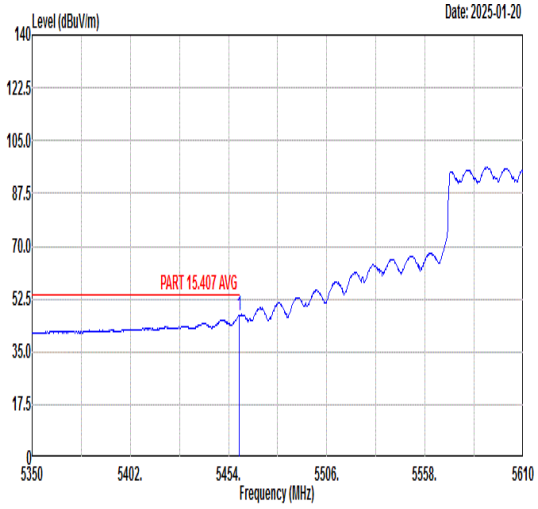 Freq Level Limit Line Margin Read Level Ant Factor Cable Loss Preamp Factor APos TPos Remark MHz dBuV/m dBuV/m dB dBuV dB/m dB dB cm deg 1 5459.72 47.10 54.00 -6.90 34.49 36.33 9.69 33.41 210 344 AVERAGE	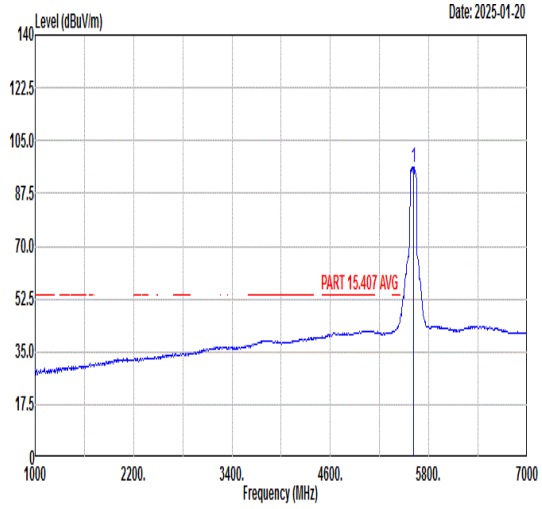 Freq Level Limit Line Margin Read Level Ant Factor Cable Loss Preamp Factor APos TPos Remark MHz dBuV/m dBuV/m dB dBuV dB/m dB dB cm deg 1 5610.00 96.25 ------ ------ 83.47 36.41 9.79 33.42 210 344 AVERAGE

Mode	29	
	Band Edge - R	
	U-NII-2C_5.47-5.725_802.11ax HE80_CH122_Full RU_5610MHz	
ANT	STBC 10+11	
Pol.	Horizontal	Fundamental
Peak	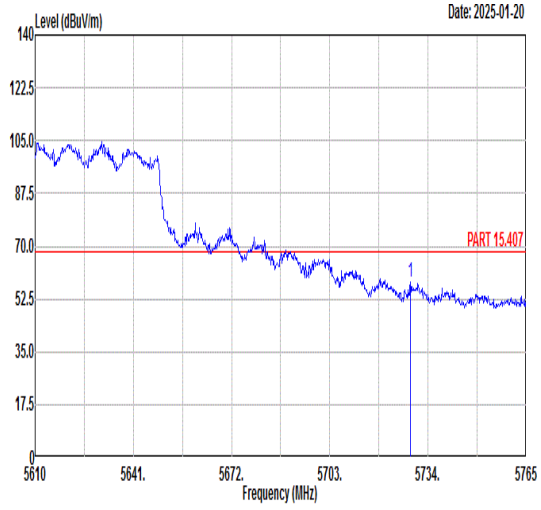 Freq Level Limit Line Margin Read Level Ant Factor Cable Loss Preamp Factor APos TPos Remark MHz dBuV/m dBuV/m dB dBuV dB/m dB dB cm deg 1 5728.42 57.89 68.30 -10.41 44.78 36.53 10.03 33.45 210 344 PEAK	Blank

Mode	29
	Band Edge - L
	U-NII-2C_5.47-5.725_802.11ax HE80_CH122_Full RU_5610MHz
ANT	STBC 10+11

Pol.	Vertical	Fundamental
Peak	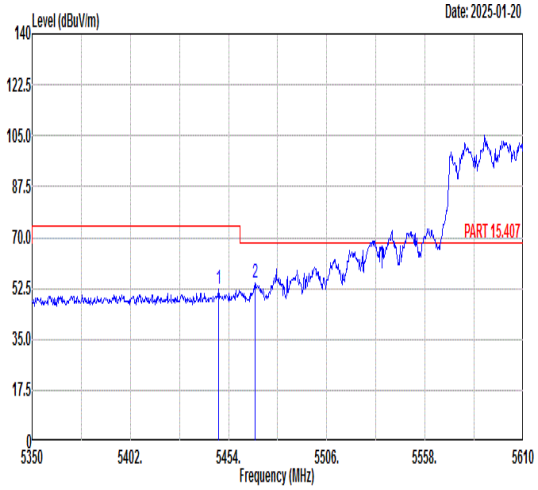 Freq Level Limit Line Margin Read Level Ant Factor Cable Loss Preamp Factor APos TPos Remark MHz dBuV/m dBuV/m dB dBuV dB/m dB dB cm deg 1 5448.54 52.16 74.00 -21.84 39.55 36.34 9.68 33.41 284 273 PEAK 2 5468.04 54.39 68.30 -13.91 41.78 36.33 9.69 33.41 284 273 PEAK	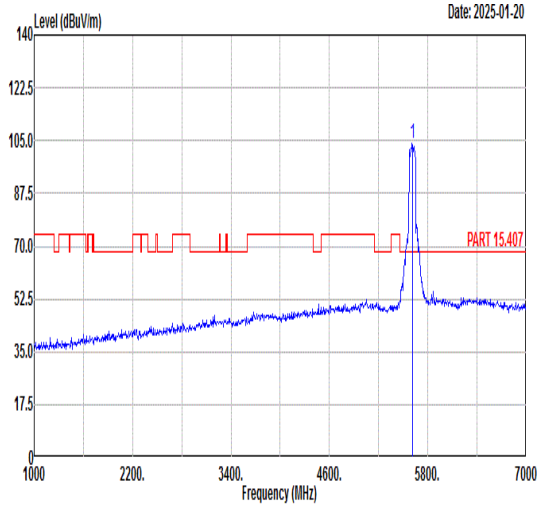 Freq Level Limit Line Margin Read Level Ant Factor Cable Loss Preamp Factor APos TPos Remark MHz dBuV/m dBuV/m dB dBuV dB/m dB dB cm deg 1 5610.00 104.28 ------ ------ 91.52 36.41 9.77 33.42 284 273 PEAK
Avg	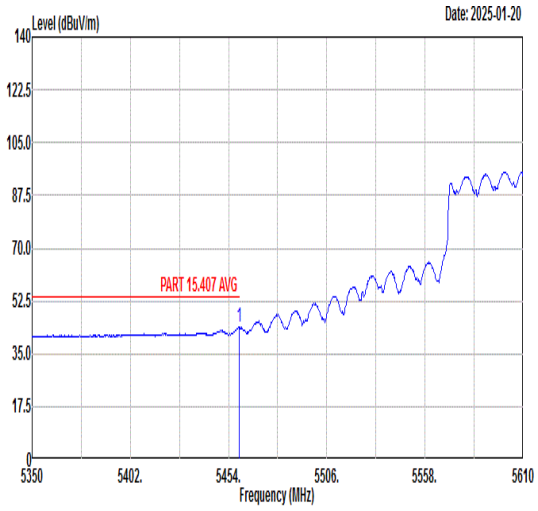 Freq Level Limit Line Margin Read Level Ant Factor Cable Loss Preamp Factor APos TPos Remark MHz dBuV/m dBuV/m dB dBuV dB/m dB dB cm deg 1 5459.46 44.09 54.00 -9.91 31.48 36.33 9.69 33.41 284 273 AVERAGE	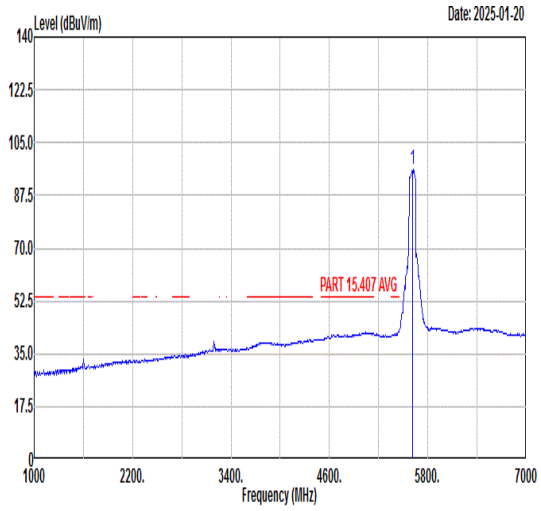 Freq Level Limit Line Margin Read Level Ant Factor Cable Loss Preamp Factor APos TPos Remark MHz dBuV/m dBuV/m dB dBuV dB/m dB dB cm deg 1 5610.00 96.02 ------ ------ 83.22 36.42 9.80 33.42 284 273 AVERAGE

Mode	29	
	Band Edge - R	
	U-NII-2C_5.47-5.725_802.11ax HE80_CH122_Full RU_5610MHz	
ANT	STBC 10+11	
Pol.	Vertical	Fundamental
Peak	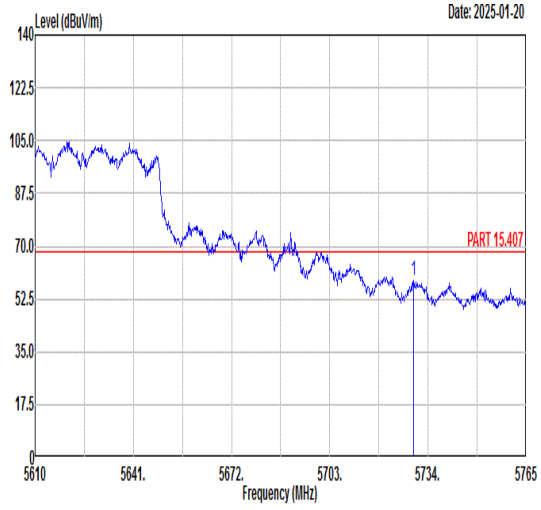 Freq Level Limit Line Margin Read Level Ant Factor Cable Loss Preamp Factor APos TPos Remark MHz dBuV/m dBuV/m dB dBuV dB/m dB dB cm deg 1 5729.35 58.38 68.30 -9.92 45.27 36.53 10.03 33.45 284 273 PEAK	Blank

Mode	29	
	Harmonic	
	U-NII-2C_5.47-5.725_802.11ax HE80_CH122_Full RU_5610MHz	
ANT	STBC 10+11	
Pol.	Horizontal	Vertical
Peak Avg	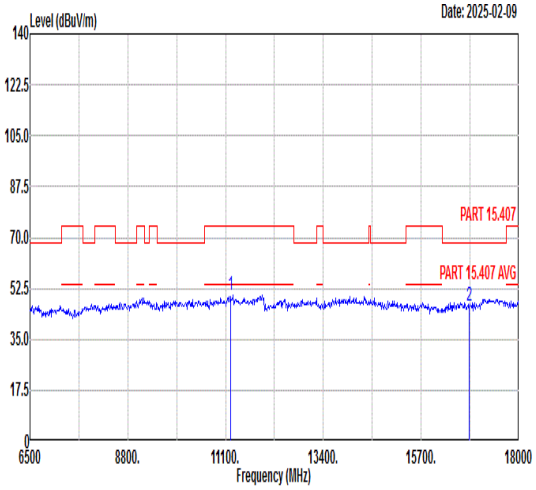 Freq Level Limit Line Margin Read Level Ant Factor Cable Loss Preamp Factor APos TPos Remark MHz dBuV/m dBuV/m dB dBuV dB/m dB dB cm deg 1 11220.00 50.22 74.00 -23.78 62.33 38.86 12.68 63.65 --- --- Peak 2 16830.00 46.33 68.30 -21.97 53.52 42.18 15.41 64.78 --- --- Peak	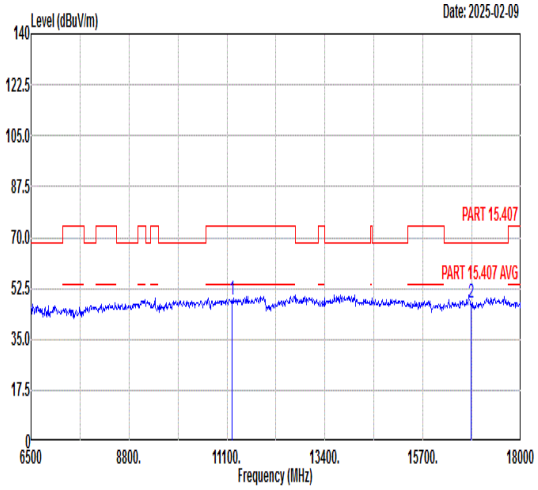 Freq Level Limit Line Margin Read Level Ant Factor Cable Loss Preamp Factor APos TPos Remark MHz dBuV/m dBuV/m dB dBuV dB/m dB dB cm deg 1 11220.00 48.65 74.00 -25.35 60.76 38.86 12.68 63.65 --- --- Peak 2 16830.00 47.62 68.30 -20.68 54.81 42.18 15.41 64.78 --- --- Peak

Mode	30	
	Band Edge - L	
	U-NII-1_5.15-5.35_802.11ax HE160_CH50_Full RU_5250MHz	
ANT	STBC 10+11	
Pol.	Horizontal	Fundamental
Peak	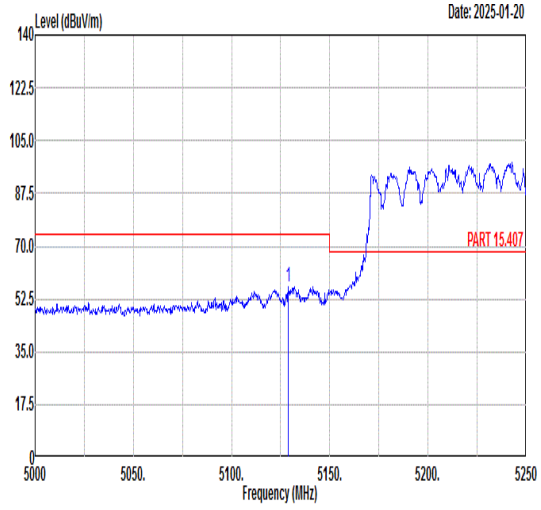 Freq Level Limit Line Margin Read Level Ant Factor Cable Loss Preamp Factor APos TPos Remark MHz dBuV/m dBuV/m dB dBuV dB/m dB dB cm deg 1 5128.75 56.63 74.00 -17.37 45.00 36.60 8.50 33.47 227 345 PEAK	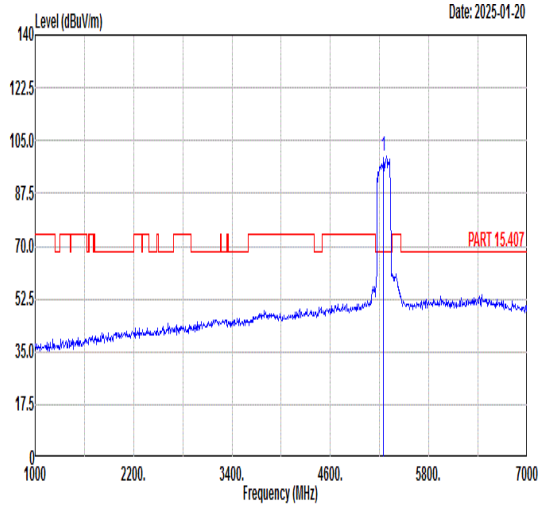 Freq Level Limit Line Margin Read Level Ant Factor Cable Loss Preamp Factor APos TPos Remark MHz dBuV/m dBuV/m dB dBuV dB/m dB dB cm deg 1 5250.00 99.92 ------ ------ 87.87 36.47 9.02 33.44 227 345 PEAK
Avg	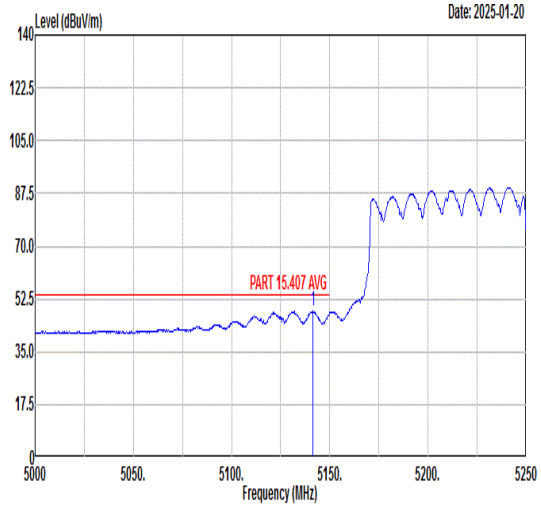 Freq Level Limit Line Margin Read Level Ant Factor Cable Loss Preamp Factor APos TPos Remark MHz dBuV/m dBuV/m dB dBuV dB/m dB dB cm deg 1 5141.25 48.52 54.00 -5.48 36.88 36.59 8.52 33.47 227 345 AVERAGE	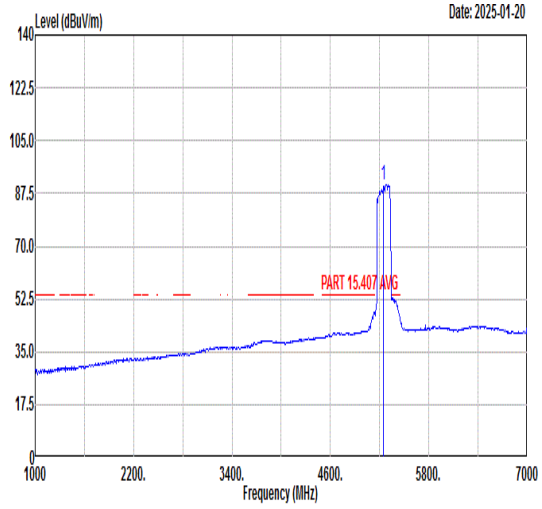 Freq Level Limit Line Margin Read Level Ant Factor Cable Loss Preamp Factor APos TPos Remark MHz dBuV/m dBuV/m dB dBuV dB/m dB dB cm deg 1 5250.00 90.33 ------ ------ 78.28 36.47 9.02 33.44 227 345 AVERAGE

Mode	30	
	Band Edge - R	
	U-NII-1_5.15-5.35_802.11ax HE160_CH50_Full RU_5250MHz	
ANT	STBC 10+11	
Pol.	Horizontal	Fundamental
Peak	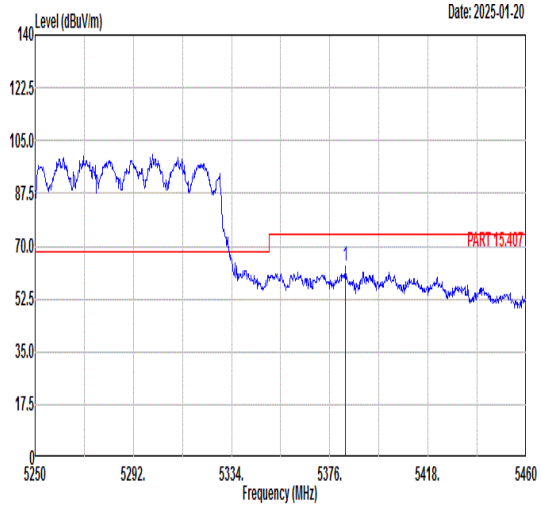 Freq Level Limit Line Margin Read Level Ant Factor Cable Loss Preamp Factor APos TPos Remark MHz dBuV/m dBuV/m dB dBuV dB/m dB dB cm deg 1 5382.72 63.38 74.00 -10.62 50.88 36.39 9.53 33.42 227 345 PEAK	Blank
Avg	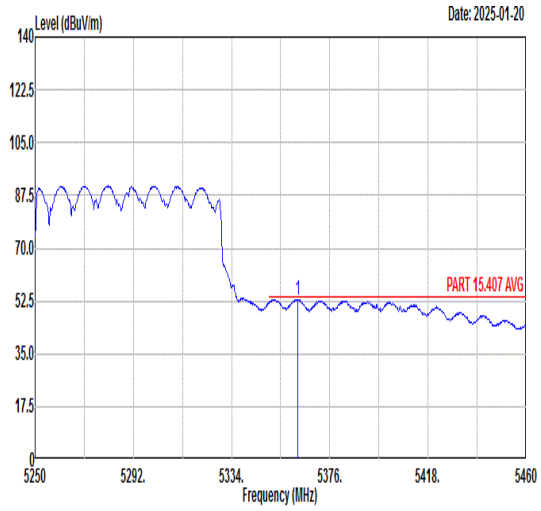 Freq Level Limit Line Margin Read Level Ant Factor Cable Loss Preamp Factor APos TPos Remark MHz dBuV/m dBuV/m dB dBuV dB/m dB dB cm deg 1 5362.14 53.01 54.00 -0.99 40.60 36.41 9.43 33.43 227 345 AVERAGE	Blank

Mode	30	
	Band Edge - L	
	U-NII-1_5.15-5.35_802.11ax HE160_CH50_Full RU_5250MHz	
ANT	STBC 10+11	
Pol.	Vertical	Fundamental
Peak	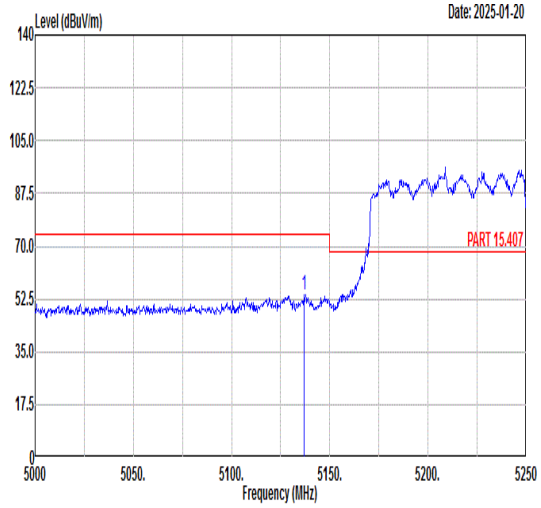 Freq Level Limit Line Margin Read Level Ant Factor Cable Loss Preamp Factor APos TPos Remark MHz dBuV/m dBuV/m dB dBuV dB/m dB dB cm deg 1 5137.00 54.07 74.00 -19.93 42.44 36.59 8.51 33.47 118 360 PEAK	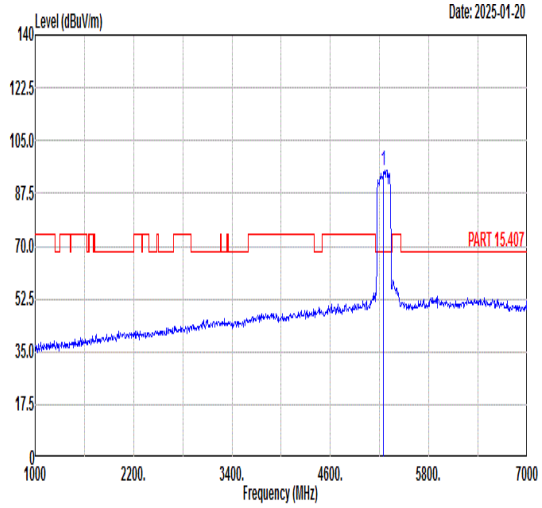 Freq Level Limit Line Margin Read Level Ant Factor Cable Loss Preamp Factor APos TPos Remark MHz dBuV/m dBuV/m dB dBuV dB/m dB dB cm deg 1 5250.00 95.33 ------ ------ 83.22 36.46 9.09 33.44 118 360 PEAK
Avg	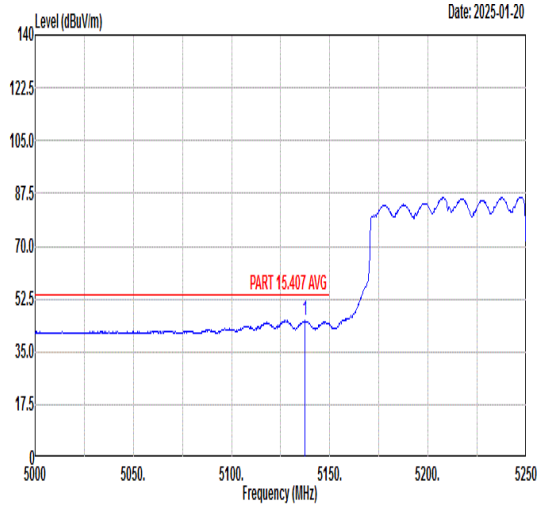 Freq Level Limit Line Margin Read Level Ant Factor Cable Loss Preamp Factor APos TPos Remark MHz dBuV/m dBuV/m dB dBuV dB/m dB dB cm deg 1 5137.50 45.25 54.00 -8.75 33.62 36.59 8.51 33.47 118 360 AVERAGE	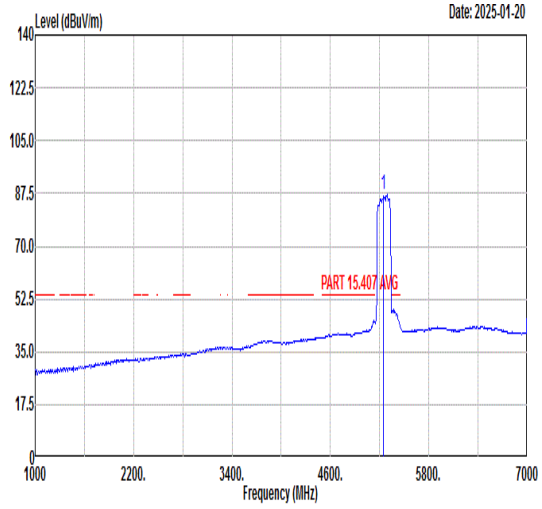 Freq Level Limit Line Margin Read Level Ant Factor Cable Loss Preamp Factor APos TPos Remark MHz dBuV/m dBuV/m dB dBuV dB/m dB dB cm deg 1 5250.00 86.94 ------ ------ 74.86 36.47 9.05 33.44 118 360 AVERAGE

Mode	30	
	Band Edge - R	
	U-NII-1_5.15-5.35_802.11ax HE160_CH50_Full RU_5250MHz	
ANT	STBC 10+11	
Pol.	Vertical	Fundamental
Peak	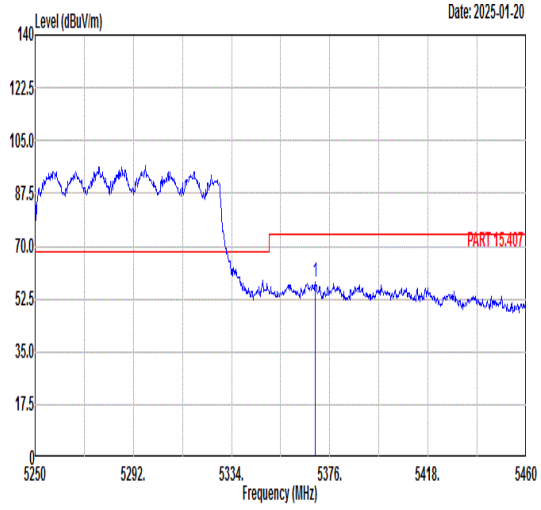 Limit Read Ant Cable Preamp APos TPos Freq Level Line Margin Level Factor Loss Factor Remark MHz dBuV/m dBuV/m dB dBuV dB/m dB dB cm deg 1 5369.70 58.08 74.00 -15.92 45.64 36.40 9.47 33.43 118 360 PEAK	Blank
Avg	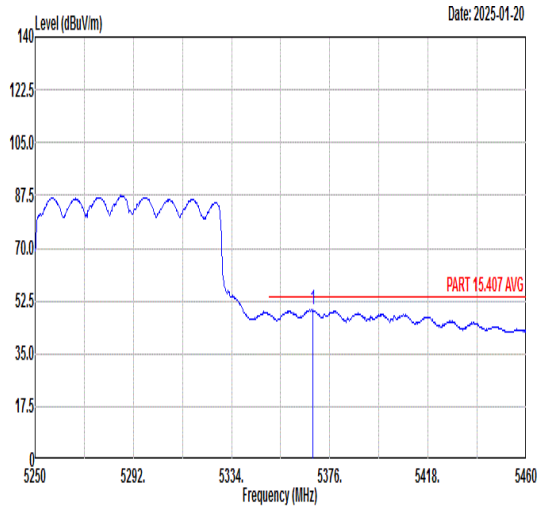 Limit Read Ant Cable Preamp APos TPos Freq Level Line Margin Level Factor Loss Factor Remark MHz dBuV/m dBuV/m dB dBuV dB/m dB dB cm deg 1 5368.86 49.57 54.00 -4.43 37.14 36.40 9.46 33.43 118 360 AVERAGE	Blank

Mode	30	
	Harmonic	
	U-NII-1_5.15-5.35_802.11ax HE160_CH50_Full RU_5250MHz	
ANT	STBC 10+11	
Pol.	Horizontal	Vertical
Peak Avg	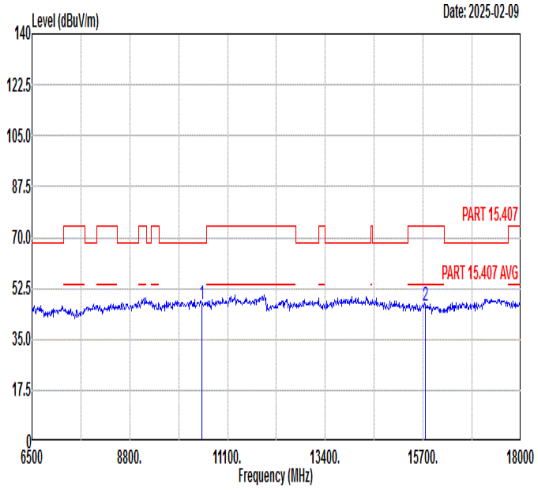 Freq Level Limit Line Margin Read Level Ant Factor Cable Loss Preamp Factor APos TPos Remark MHz dBuV/m dBuV/m dB dBuV dB/m dB dB cm deg 1 10500.00 47.21 68.30 -21.09 60.25 38.50 12.16 63.70 --- --- Peak 2 15750.00 46.72 74.00 -27.28 55.11 41.45 14.68 64.52 --- --- Peak	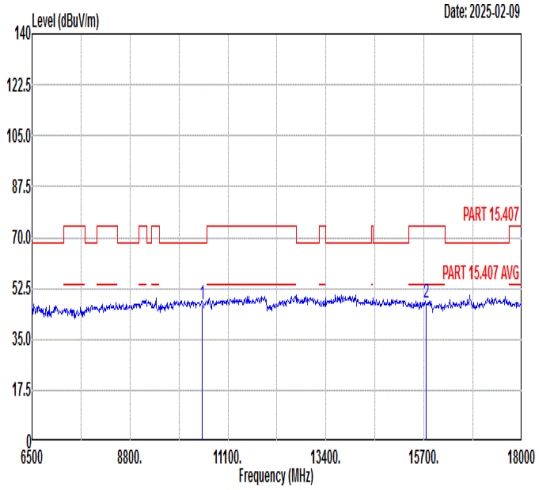 Freq Level Limit Line Margin Read Level Ant Factor Cable Loss Preamp Factor APos TPos Remark MHz dBuV/m dBuV/m dB dBuV dB/m dB dB cm deg 1 10500.00 47.21 68.30 -21.09 60.25 38.50 12.16 63.70 --- --- Peak 2 15750.00 47.56 74.00 -26.44 55.95 41.45 14.68 64.52 --- --- Peak

Mode	31
	Band Edge - L
	U-NII-2C_5.47-5.725_802.11ax HE160_CH114_Full RU_5570MHz
ANT	STBC 10+11

Pol.	Horizontal	Fundamental
Peak	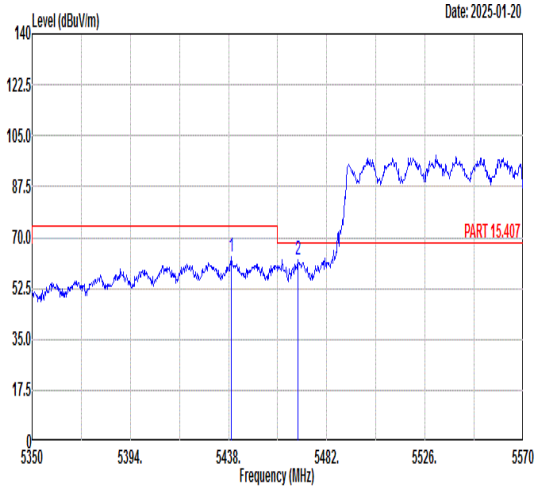 Freq Level Limit Line Margin Read Level Ant Factor Cable Loss Preamp Factor APos TPos Remark MHz dBuV/m dBuV/m dB dBuV dB/m dB dB cm deg 1 5439.10 63.31 74.00 -10.69 50.69 36.35 9.68 33.41 210 344 PEAK 2 5469.02 62.39 68.30 -5.91 49.79 36.32 9.69 33.41 210 344 PEAK	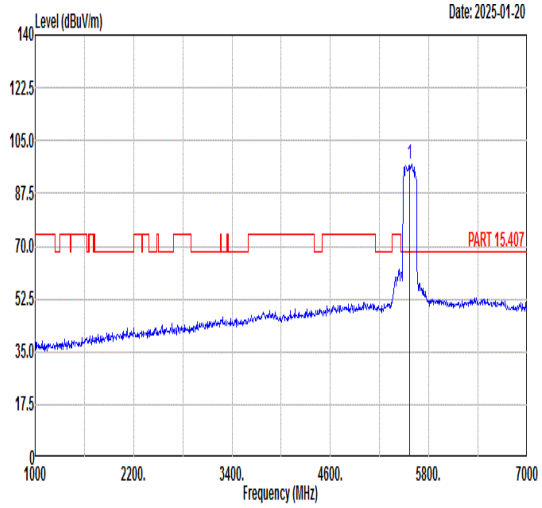 Freq Level Limit Line Margin Read Level Ant Factor Cable Loss Preamp Factor APos TPos Remark MHz dBuV/m dBuV/m dB dBuV dB/m dB dB cm deg 1 5570.00 96.98 ------ ------ 84.26 36.39 9.75 33.42 210 344 PEAK
Avg	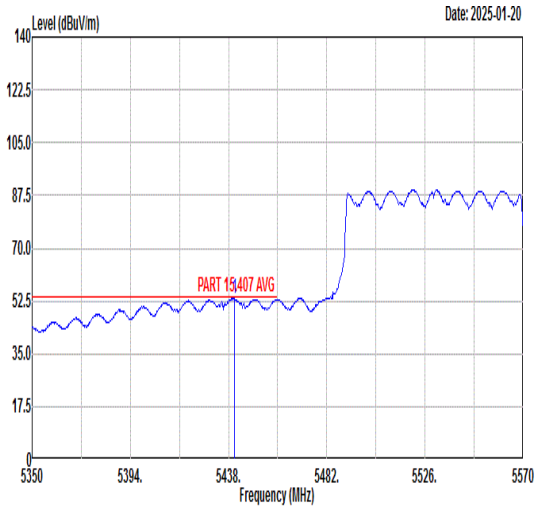 Freq Level Limit Line Margin Read Level Ant Factor Cable Loss Preamp Factor APos TPos Remark MHz dBuV/m dBuV/m dB dBuV dB/m dB dB cm deg 1 5440.64 53.44 54.00 -0.56 40.82 36.35 9.68 33.41 210 344 AVERAGE	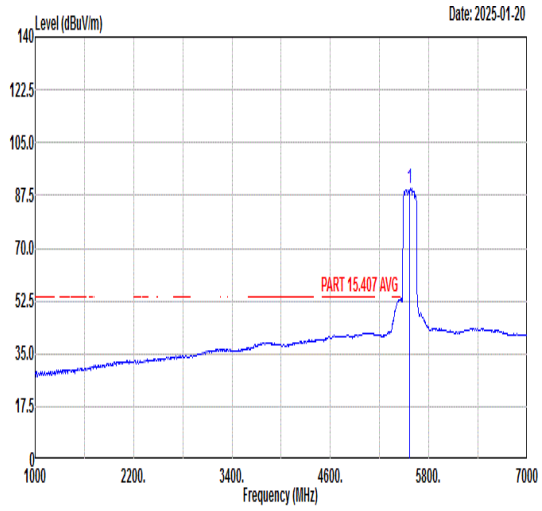 Freq Level Limit Line Margin Read Level Ant Factor Cable Loss Preamp Factor APos TPos Remark MHz dBuV/m dBuV/m dB dBuV dB/m dB dB cm deg 1 5570.00 89.73 ------ ------ 77.03 36.37 9.74 33.41 210 344 AVERAGE

Mode	31	
	Band Edge - R	
	U-NII-2C_5.47-5.725_802.11ax HE160_CH114_Full RU_5570MHz	
ANT	STBC 10+11	
Pol.	Horizontal	Fundamental
Peak	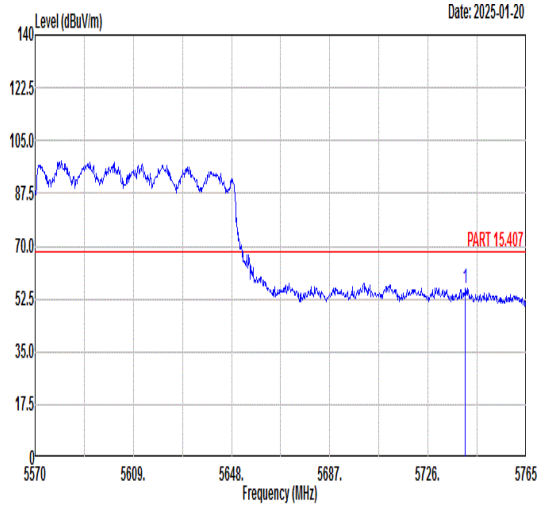 Freq Level Limit Line Margin Read Level Ant Factor Cable Loss Preamp Factor APos TPos Remark MHz dBuV/m dBuV/m dB dBuV dB/m dB dB cm deg 1 5740.82 55.97 68.30 -12.33 42.83 36.54 10.05 33.45 210 344 PEAK	Blank

Mode	31
	Band Edge - L
	U-NII-2C_5.47-5.725_802.11ax HE160_CH114_Full RU_5570MHz
ANT	STBC 10+11

Pol.	Vertical	Fundamental
Peak	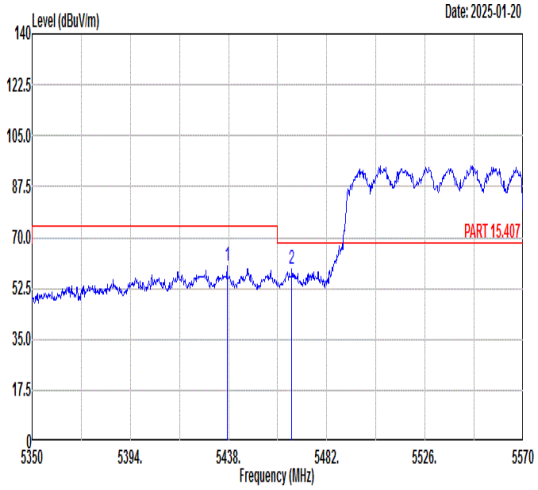 Freq Level Limit Line Margin Read Level Ant Factor Cable Loss Preamp Factor APos TPos Remark MHz dBuV/m dBuV/m dB dBuV dB/m dB dB cm deg 1 5437.34 60.15 74.00 -13.85 47.53 36.35 9.68 33.41 105 7 PEAK 2 5466.38 59.06 68.30 -9.24 46.45 36.33 9.69 33.41 105 7 PEAK	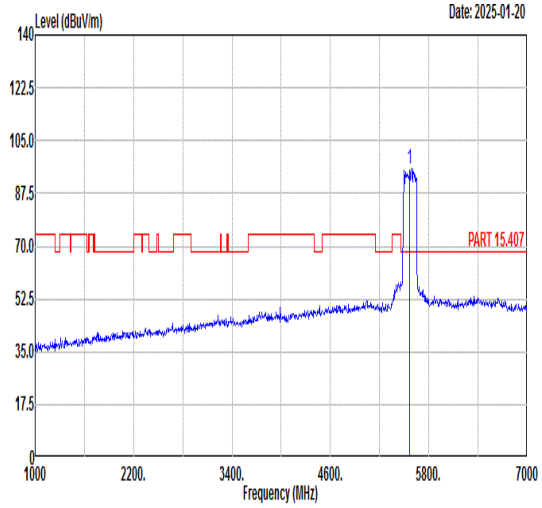 Freq Level Limit Line Margin Read Level Ant Factor Cable Loss Preamp Factor APos TPos Remark MHz dBuV/m dBuV/m dB dBuV dB/m dB dB cm deg 1 5570.00 95.81 ------ ------ 83.05 36.41 9.77 33.42 105 7 PEAK
Avg	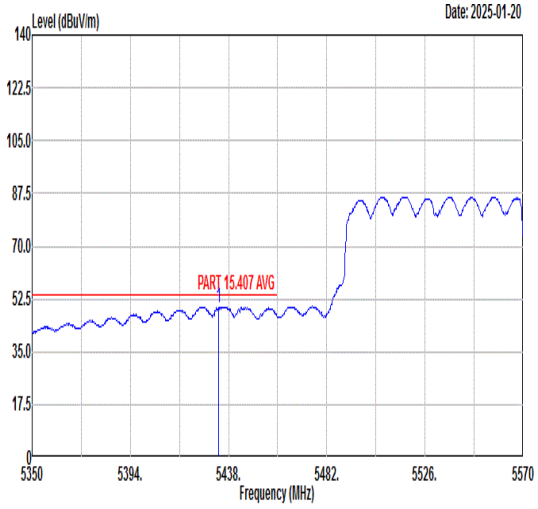 Freq Level Limit Line Margin Read Level Ant Factor Cable Loss Preamp Factor APos TPos Remark MHz dBuV/m dBuV/m dB dBuV dB/m dB dB cm deg 1 5433.60 49.91 54.00 -4.09 37.30 36.35 9.67 33.41 105 7 AVERAGE	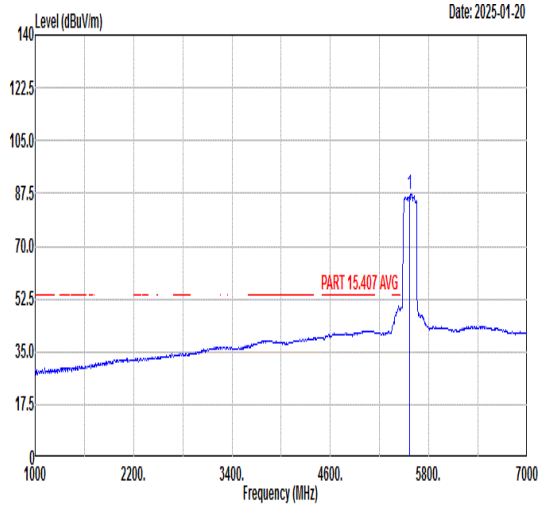 Freq Level Limit Line Margin Read Level Ant Factor Cable Loss Preamp Factor APos TPos Remark MHz dBuV/m dBuV/m dB dBuV dB/m dB dB cm deg 1 5570.00 87.27 ------ ------ 74.55 36.39 9.75 33.42 105 7 AVERAGE

Mode	31	
	Band Edge - R	
	U-NII-2C_5.47-5.725_802.11ax HE160_CH114_Full RU_5570MHz	
ANT	STBC 10+11	
Pol.	Vertical	Fundamental
Peak	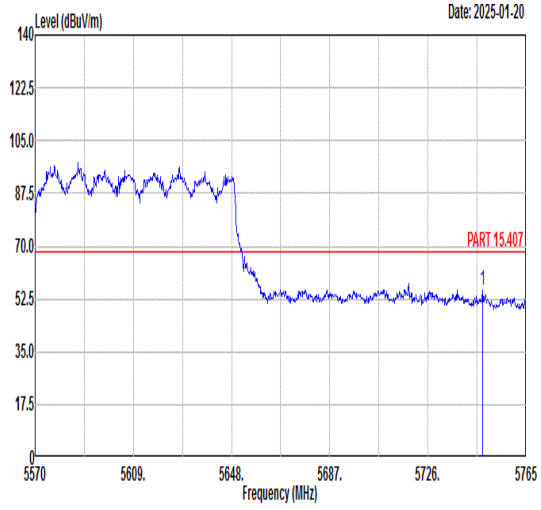 Freq Level Limit Line Margin Read Level Ant Factor Cable Loss Preamp Factor APos TPos Remark MHz dBuV/m dBuV/m dB dBuV dB/m dB dB cm deg 1 5747.65 55.34 68.30 -12.96 42.17 36.55 10.07 33.45 105 7 PEAK	Blank

Mode	31	
	Harmonic	
	U-NII-2C_5.47-5.725_802.11ax HE160_CH114_Full RU_5570MHz	
ANT	STBC 10+11	
Pol.	Horizontal	Vertical
Peak Avg	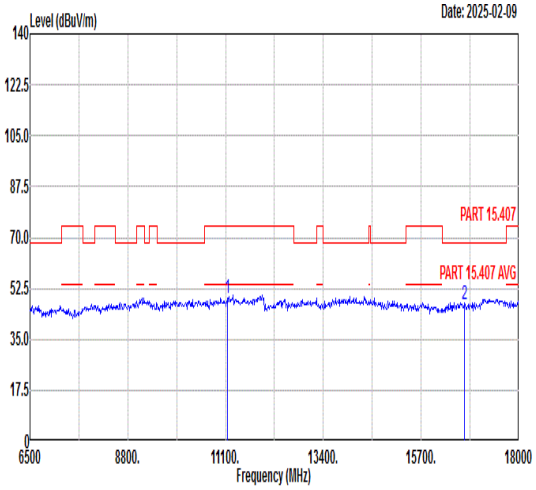 Freq Level Limit Line Margin Read Level Ant Factor Cable Loss Preamp Factor APos TPos Remark MHz dBuV/m dBuV/m dB dBuV dB/m dB dB cm deg 1 11140.00 49.03 74.00 -24.97 61.24 38.77 12.62 63.60 --- --- Peak 2 16710.00 47.09 68.30 -21.21 54.44 42.10 15.32 64.77 --- --- Peak	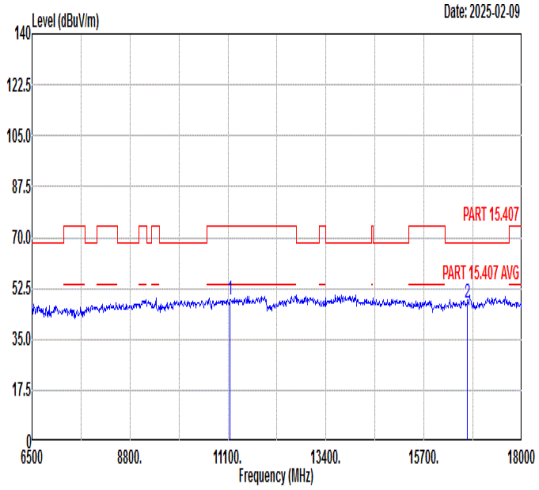 Freq Level Limit Line Margin Read Level Ant Factor Cable Loss Preamp Factor APos TPos Remark MHz dBuV/m dBuV/m dB dBuV dB/m dB dB cm deg 1 11140.00 48.74 74.00 -25.26 60.95 38.77 12.62 63.60 --- --- Peak 2 16710.00 47.56 68.30 -20.74 54.91 42.10 15.32 64.77 --- --- Peak