11N40MIMO_Ant11_2437_30~1000

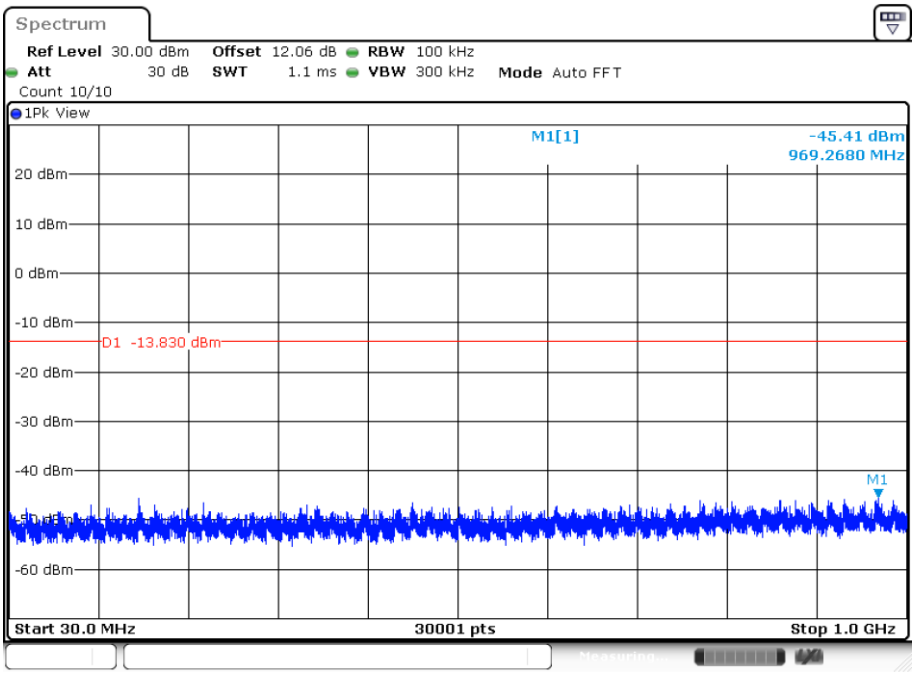

Date: 20.JAN.2025 10:29:05

11N40MIMO_Ant11_2437_1000~26500

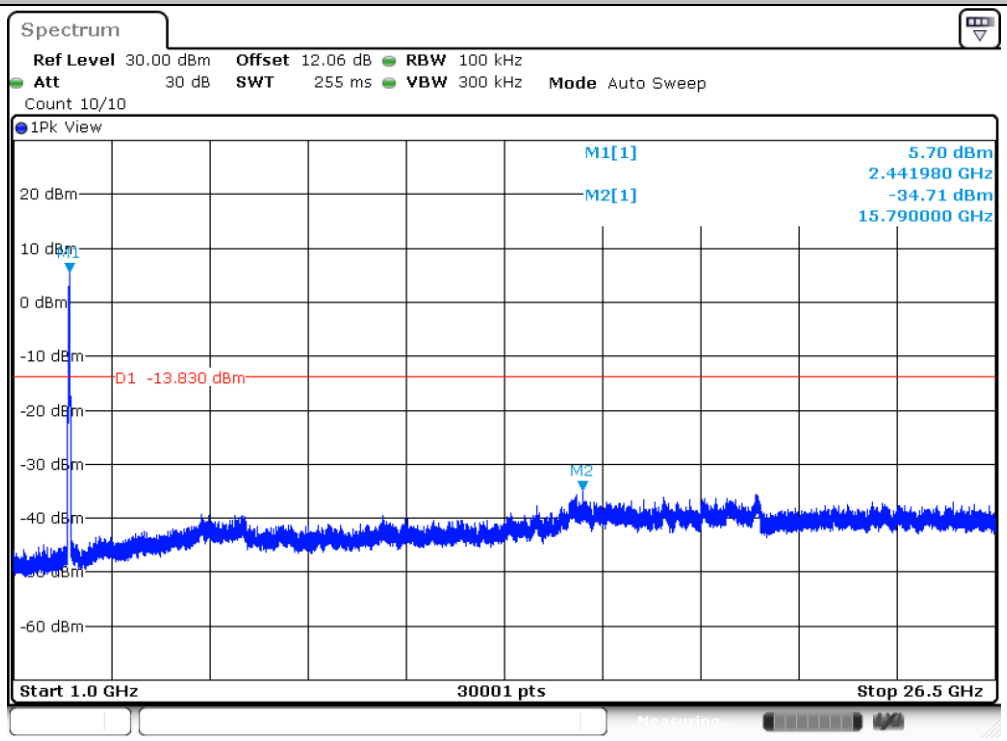

Date: 20.JAN.2025 10:30:13

11N40MIMO_Ant10_2437_30~1000

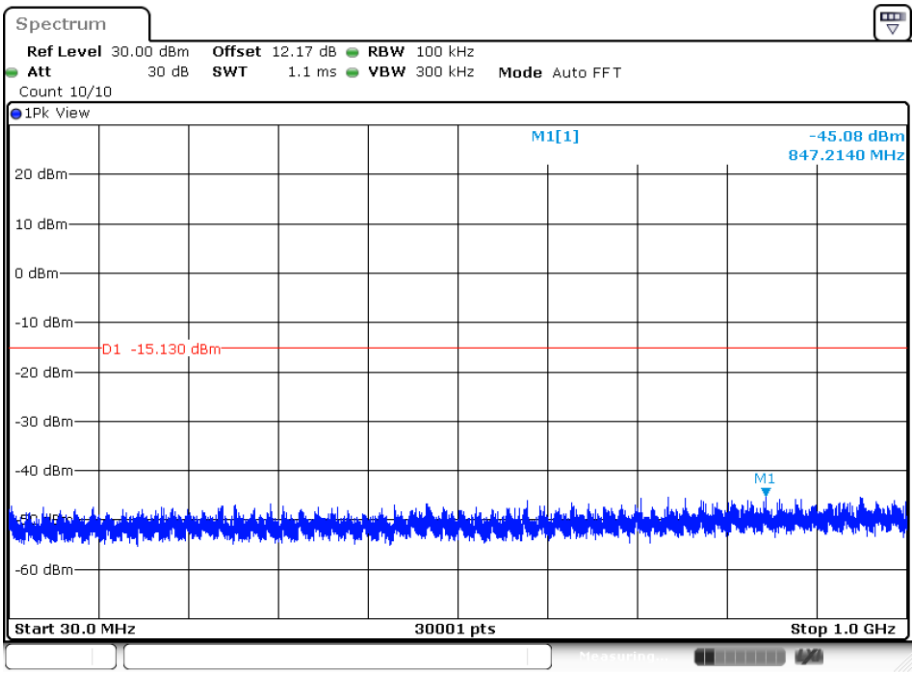

Date: 20.JAN.2025 10:30:53

11N40MIMO_Ant10_2437_1000~26500

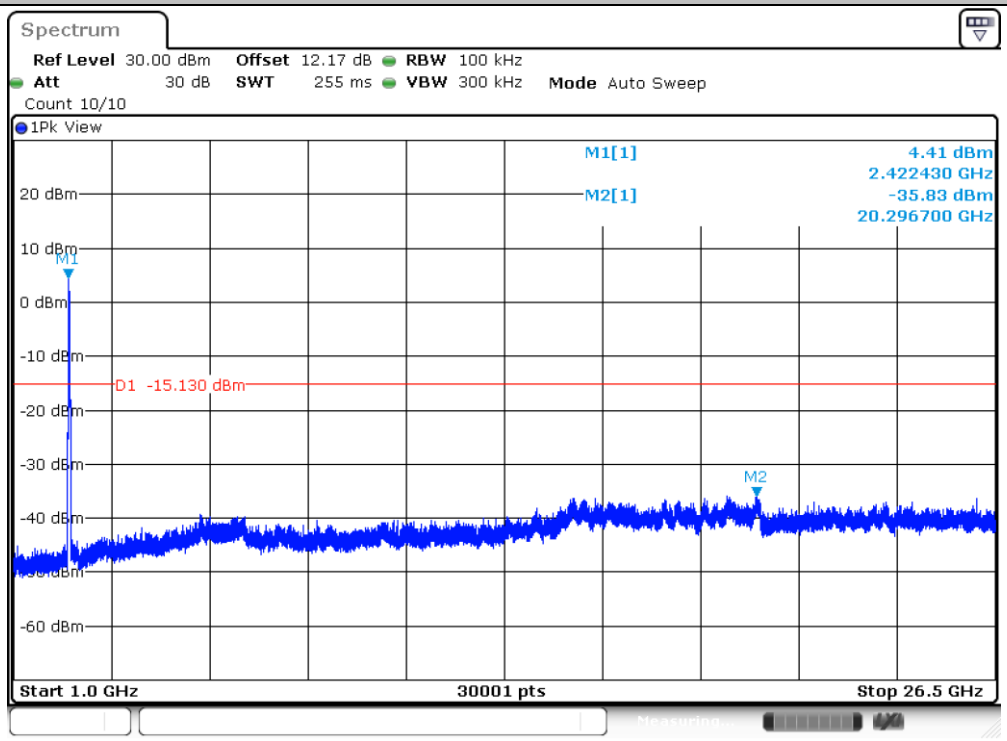

Date: 20.JAN.2025 10:31:48

11N40MIMO_Ant11_2452_30~1000

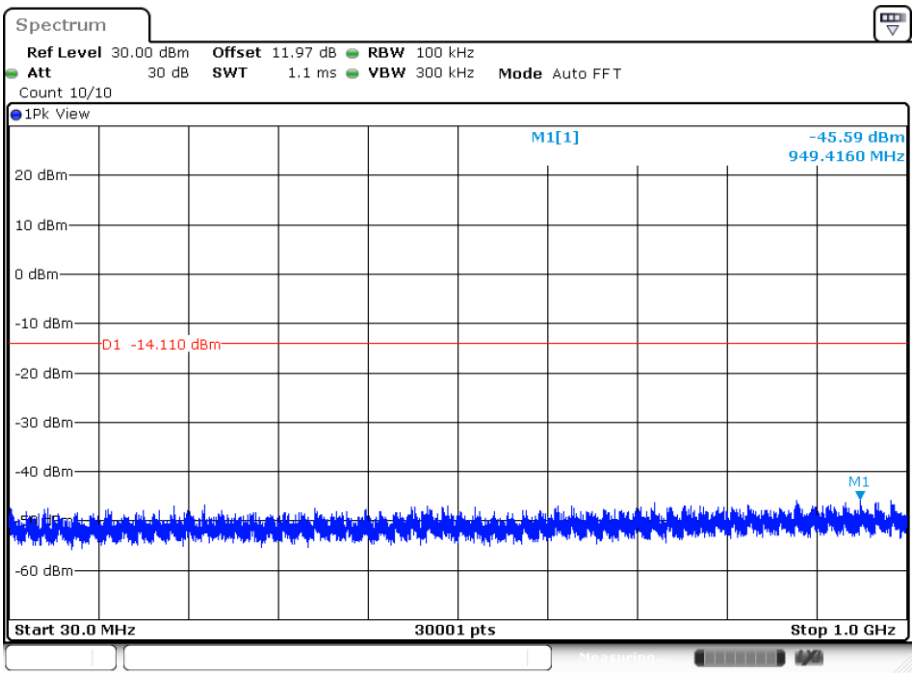

Date: 20.JAN.2025 09:48:23

11N40MIMO_Ant11_2452_1000~26500

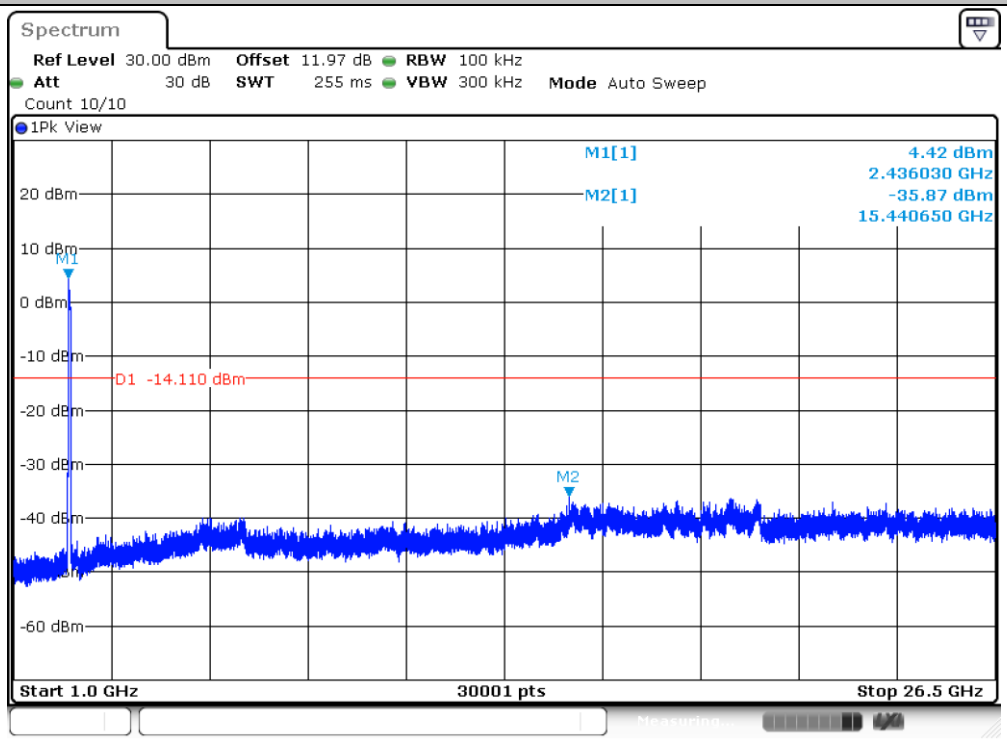

Date: 20.JAN.2025 09:48:45

11N40MIMO_Ant10_2452_30~1000

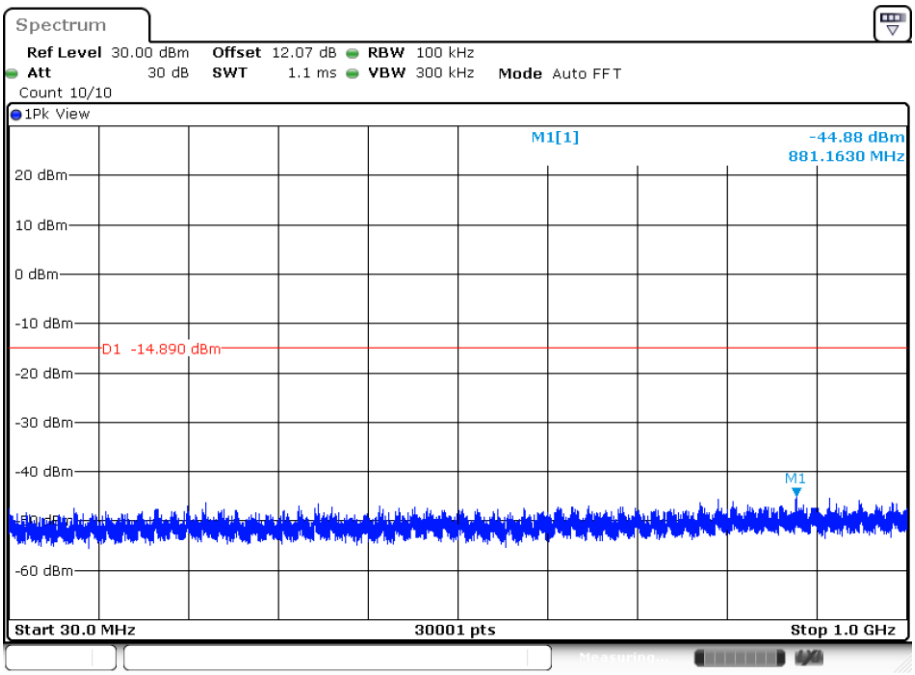

Date: 20.JAN.2025 09:49:36

11N40MIMO_Ant10_2452_1000~26500

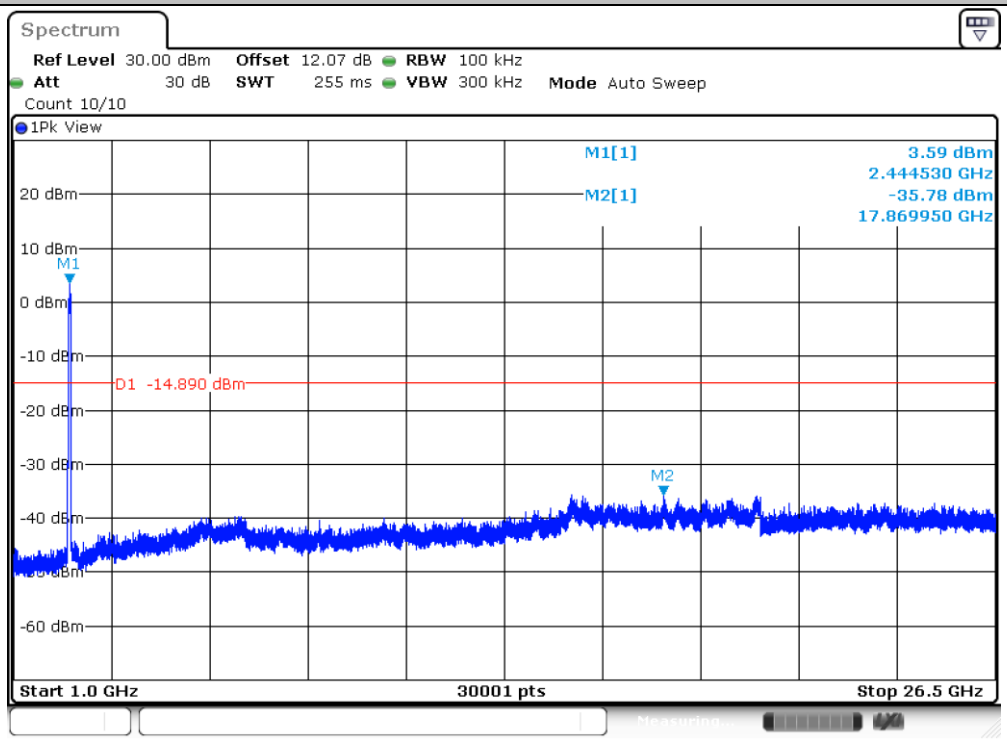

Date: 20.JAN.2025 09:50:41

11AX20MIMO_Ant11_2412_30~1000

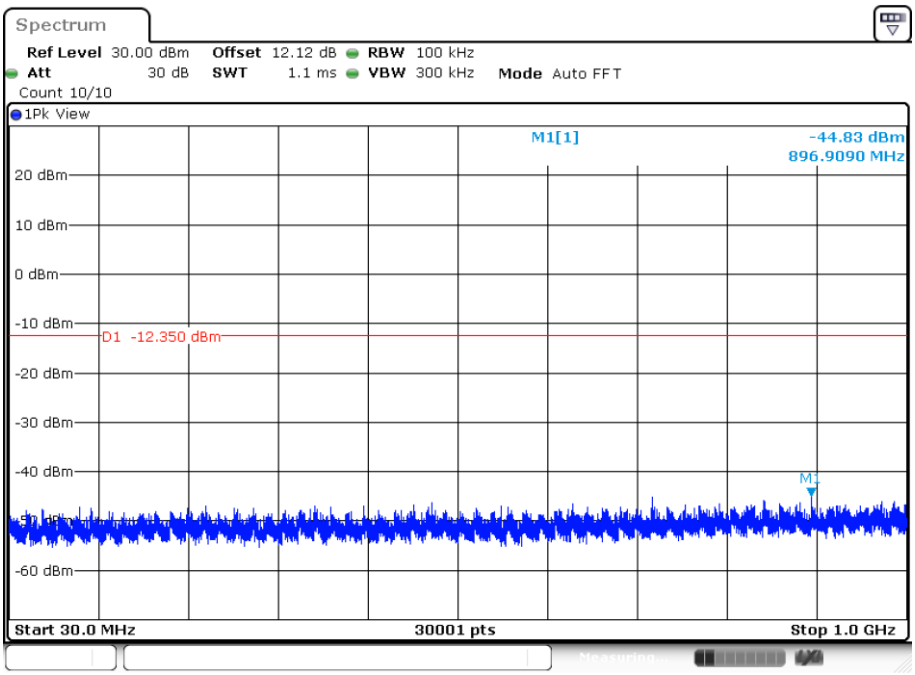

Date: 11.JAN.2025 22:59:29

11AX20MIMO_Ant11_2412_1000~26500

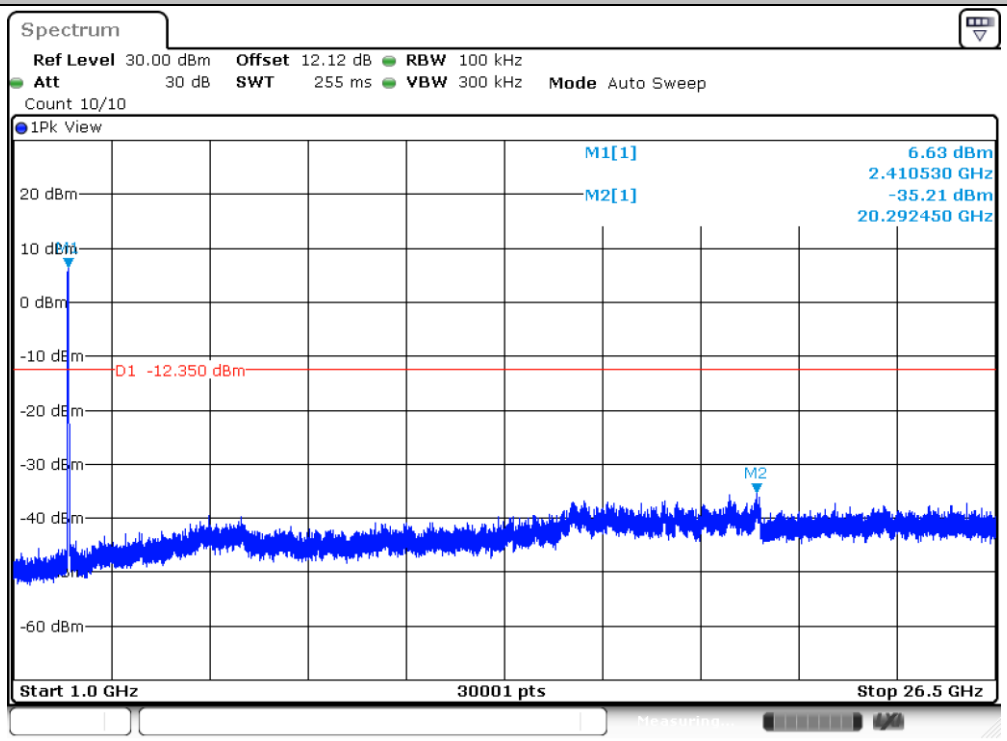

Date: 11.JAN.2025 22:59:51

11AX20MIMO_Ant10_2412_30~1000

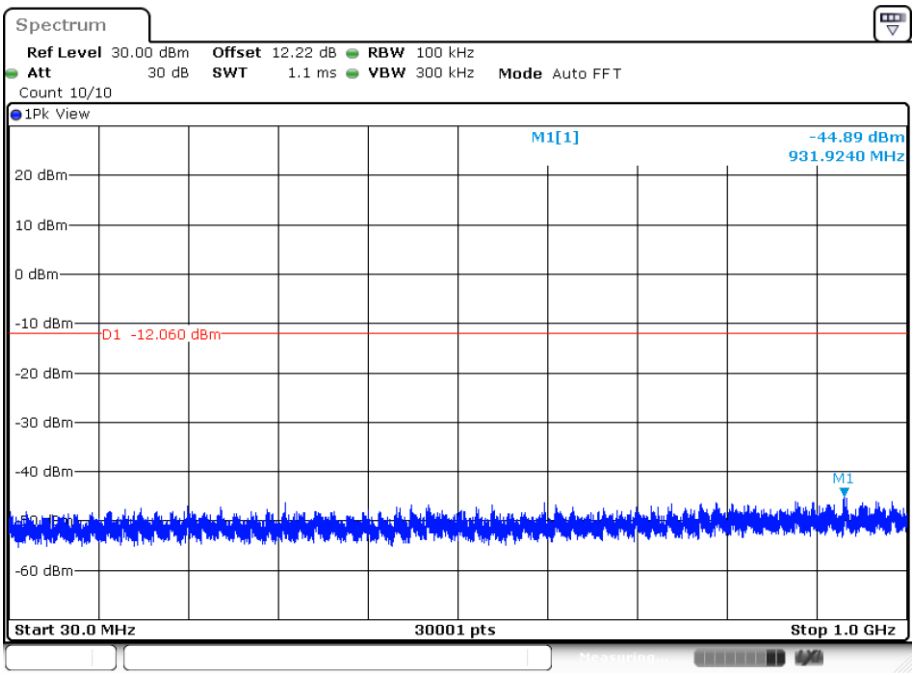

Date: 11.JAN.2025 23:48:47

11AX20MIMO_Ant10_2412_1000~26500

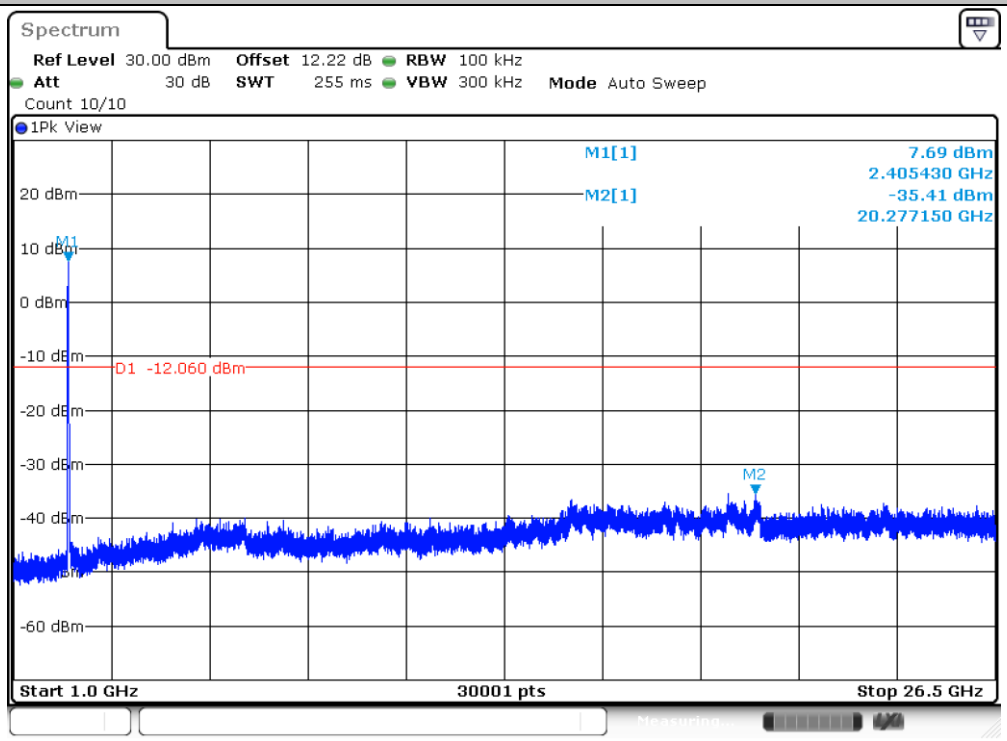

Date: 11.JAN.2025 23:49:09

11AX20MIMO_Ant11_2437_30~1000

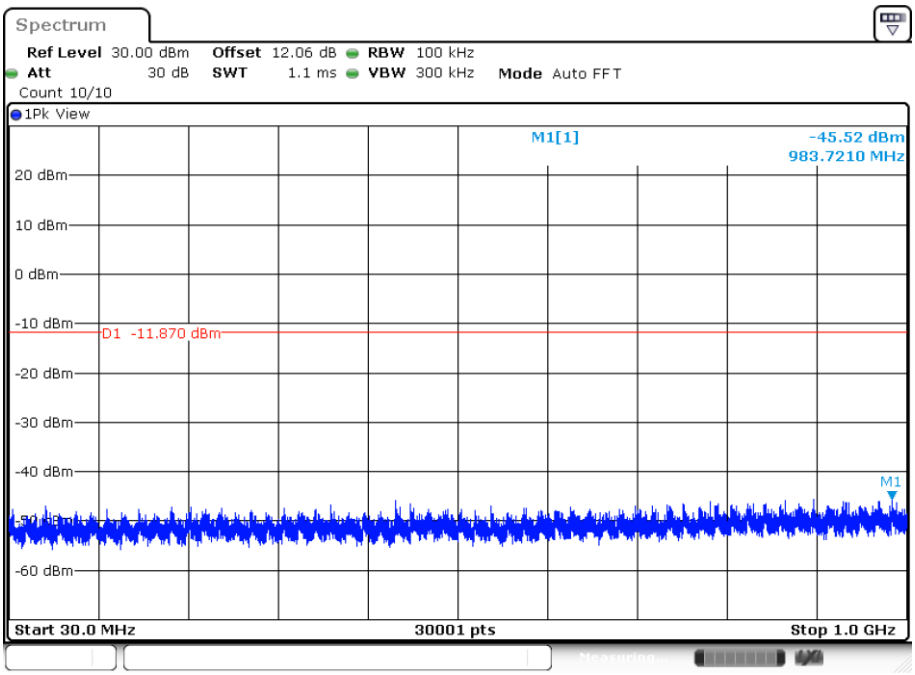

Date: 11.JAN.2025 23:50:03

11AX20MIMO_Ant11_2437_1000~26500

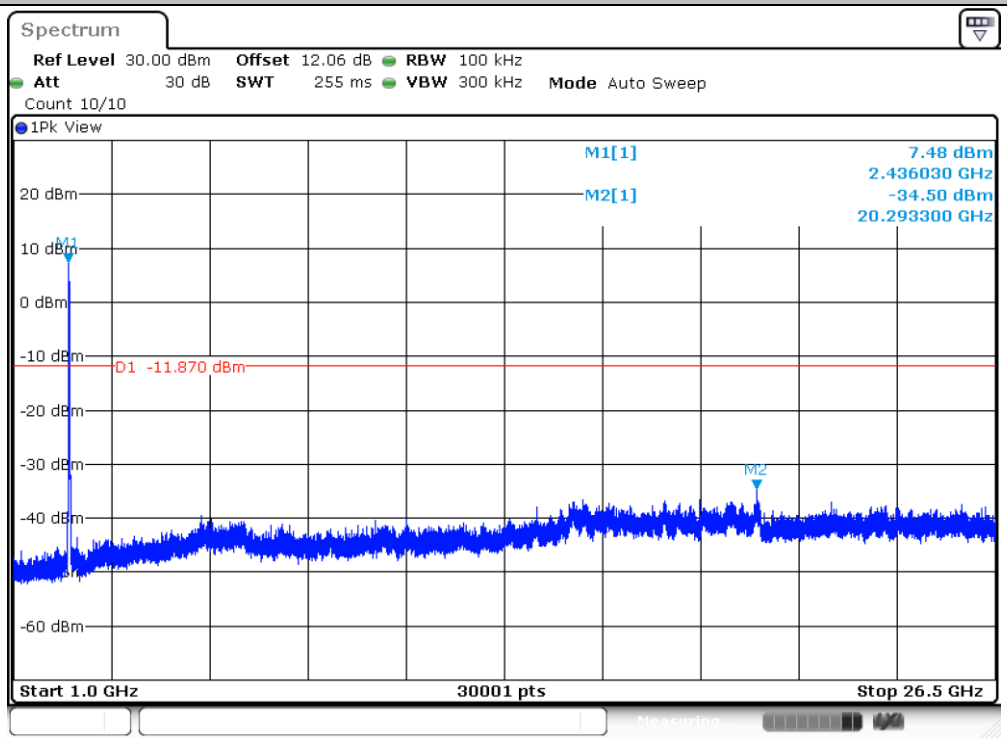

Date: 11.JAN.2025 23:50:25

11AX20MIMO_Ant10_2437_30~1000

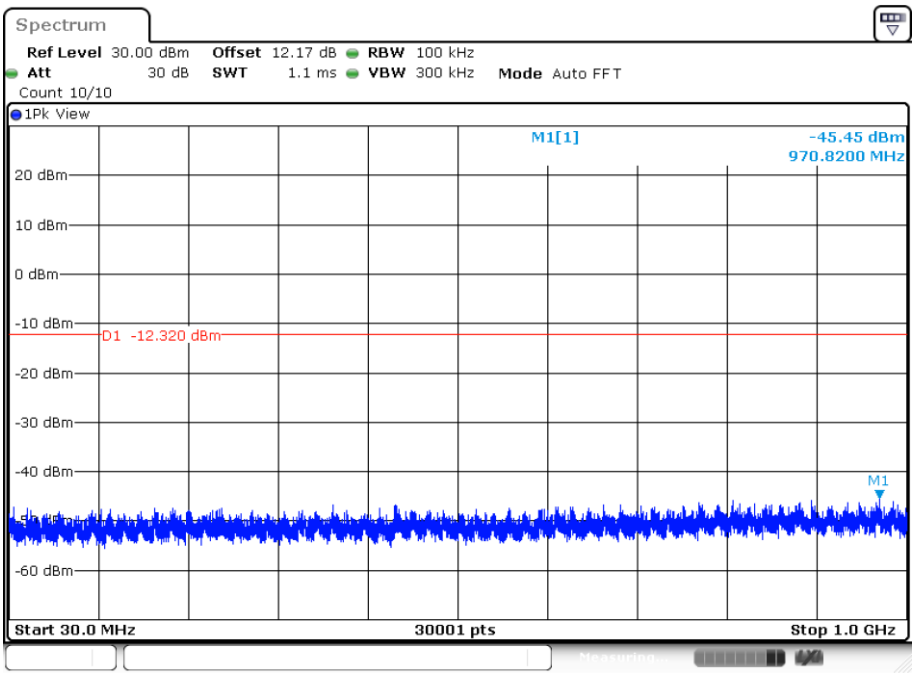

Date: 11.JAN.2025 23:51:05

11AX20MIMO_Ant10_2437_1000~26500

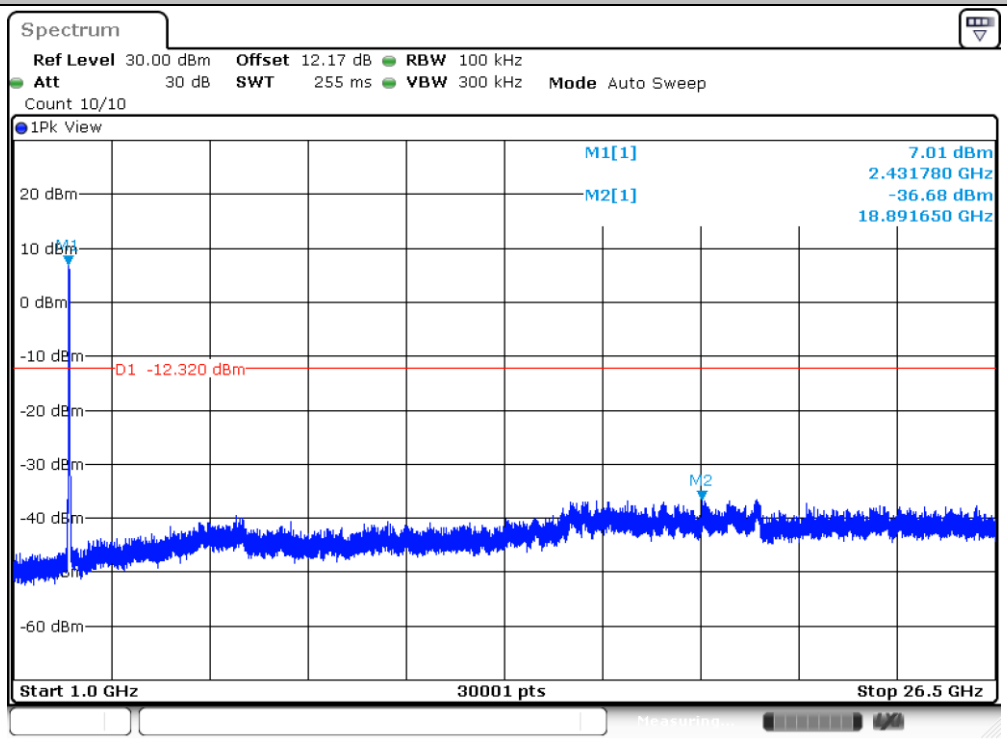

Date: 11.JAN.2025 23:51:27

11AX20MIMO_Ant11_2462_30~1000

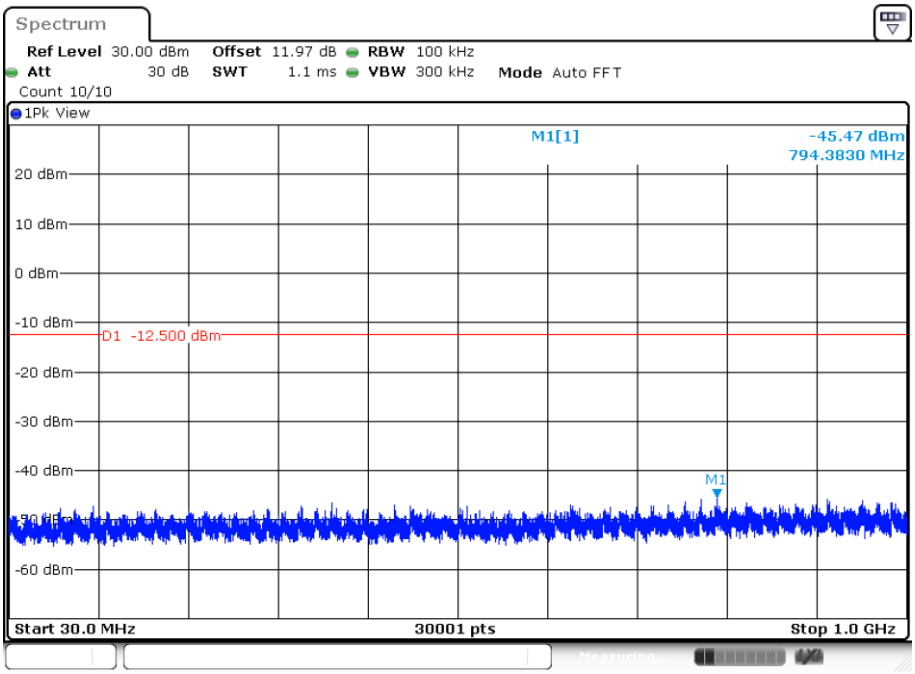

Date: 12.JAN.2025 00:17:53

11AX20MIMO_Ant11_2462_1000~26500

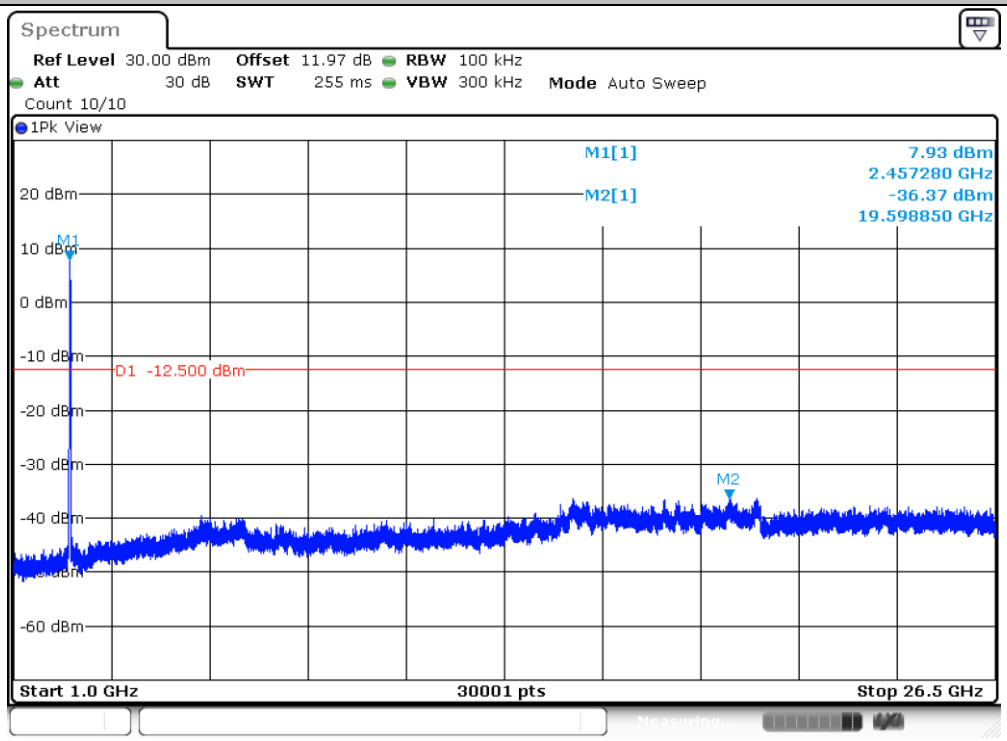

Date: 12.JAN.2025 00:18:45

11AX20MIMO_Ant10_2462_30~1000

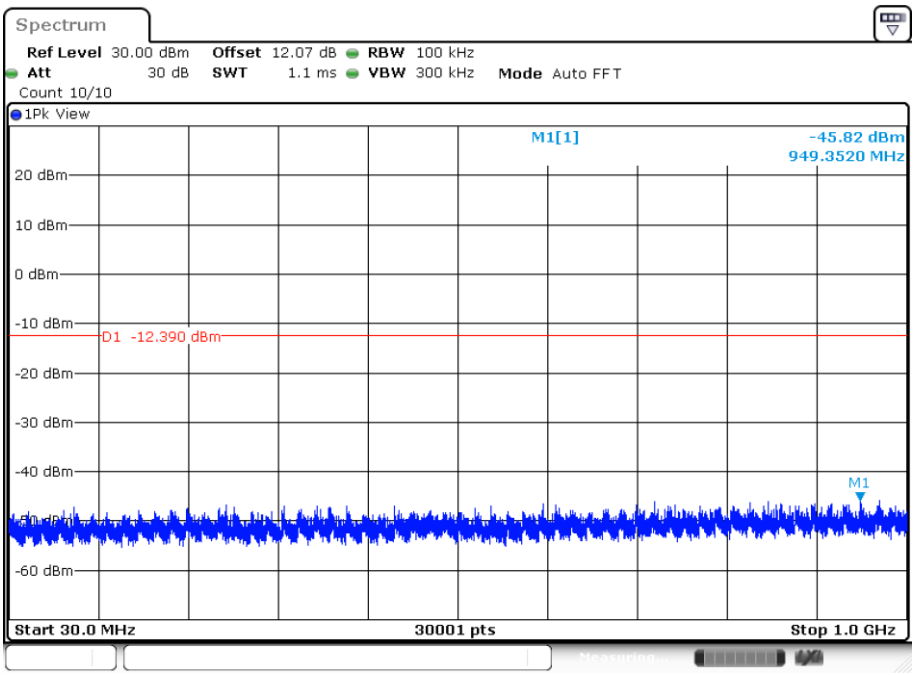

Date: 12.JAN.2025 00:18:53

11AX20MIMO_Ant10_2462_1000~26500

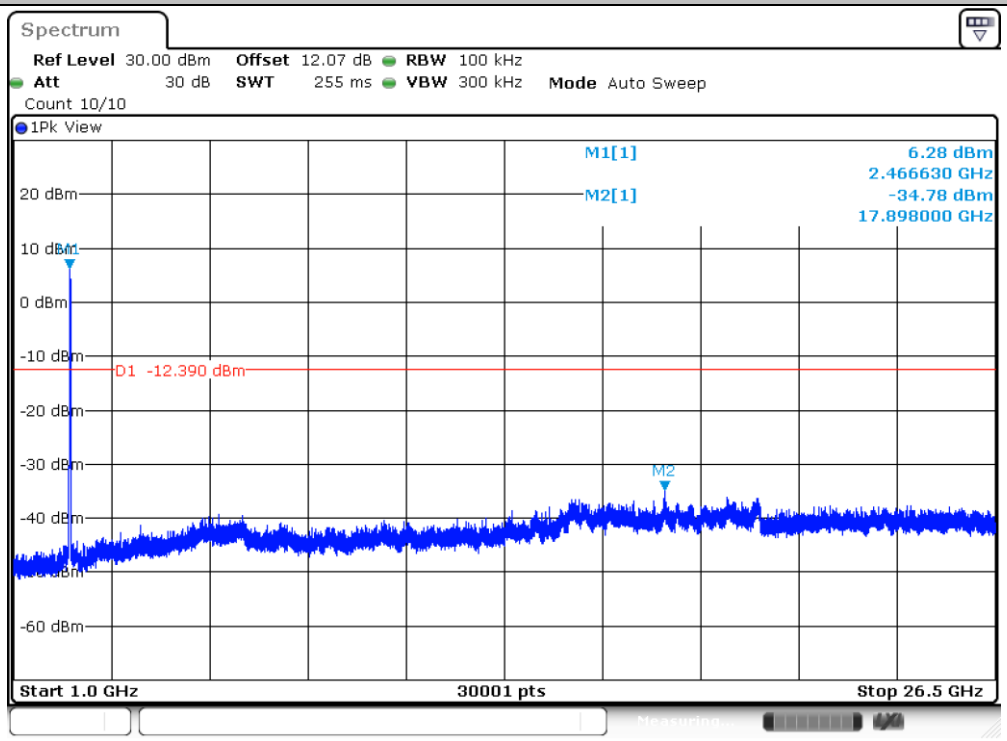

Date: 12.JAN.2025 00:19:46

11AX40MIMO_Ant11_2422_30~1000

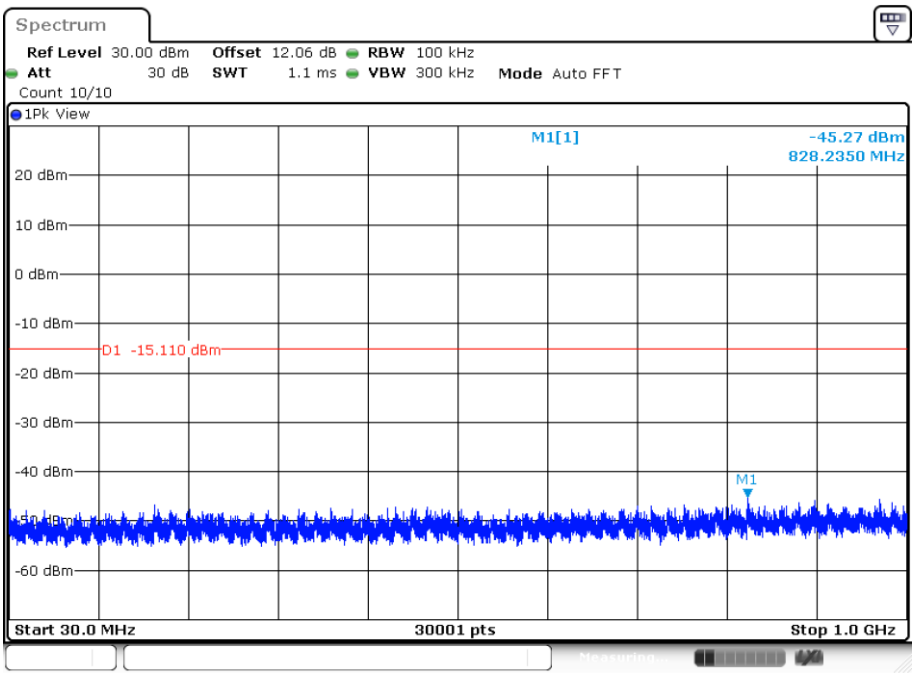

Date: 12.JAN.2025 00:38:03

11AX40MIMO_Ant11_2422_1000~26500

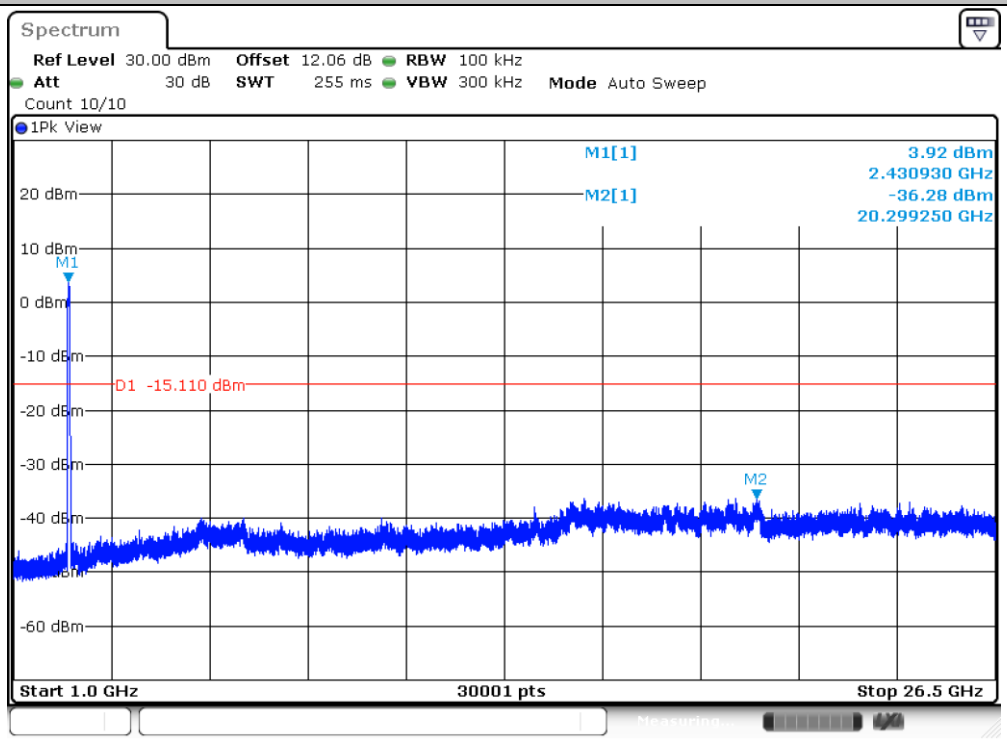

Date: 12.JAN.2025 00:38:38

11AX40MIMO_Ant10_2422_30~1000

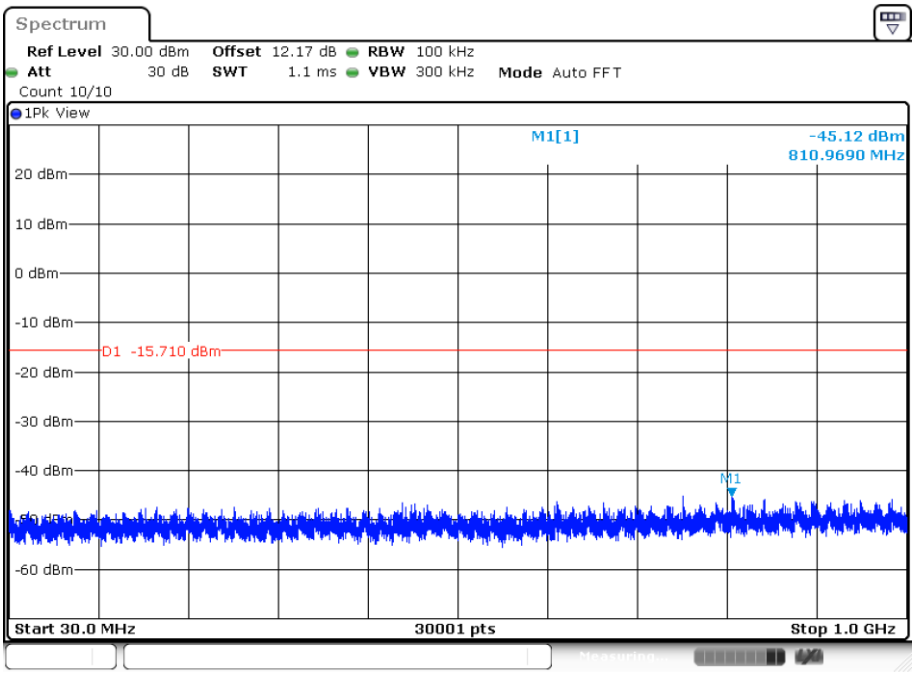

Date: 12.JAN.2025 00:39:27

11AX40MIMO_Ant10_2422_1000~26500

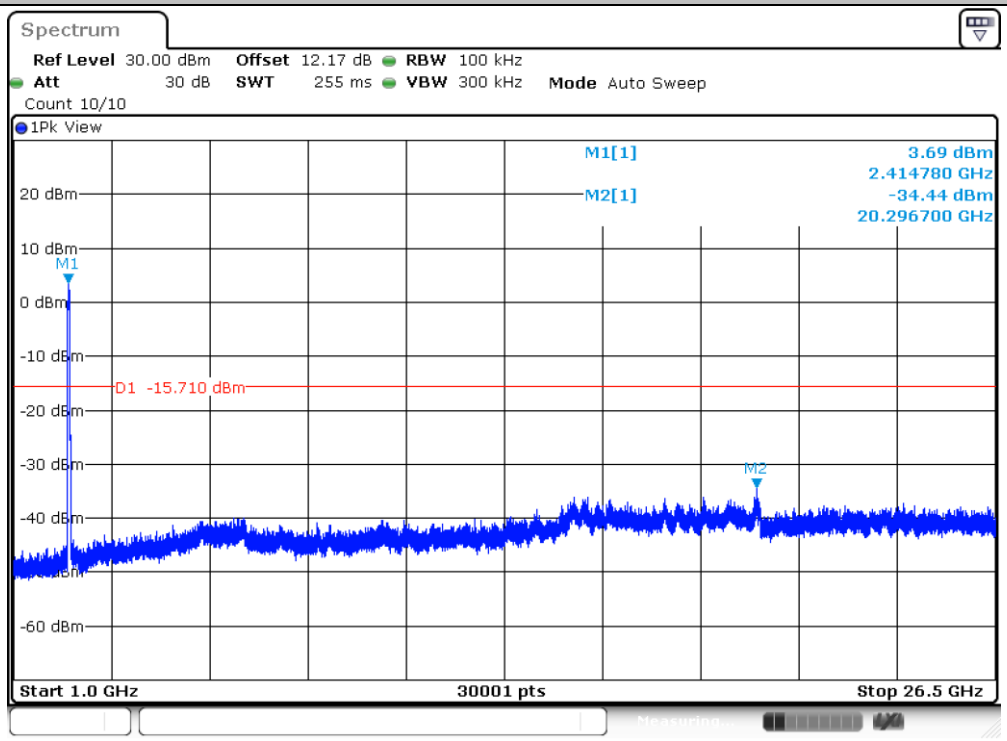

Date: 12.JAN.2025 00:40:03

11AX40MIMO_Ant11_2437_30~1000

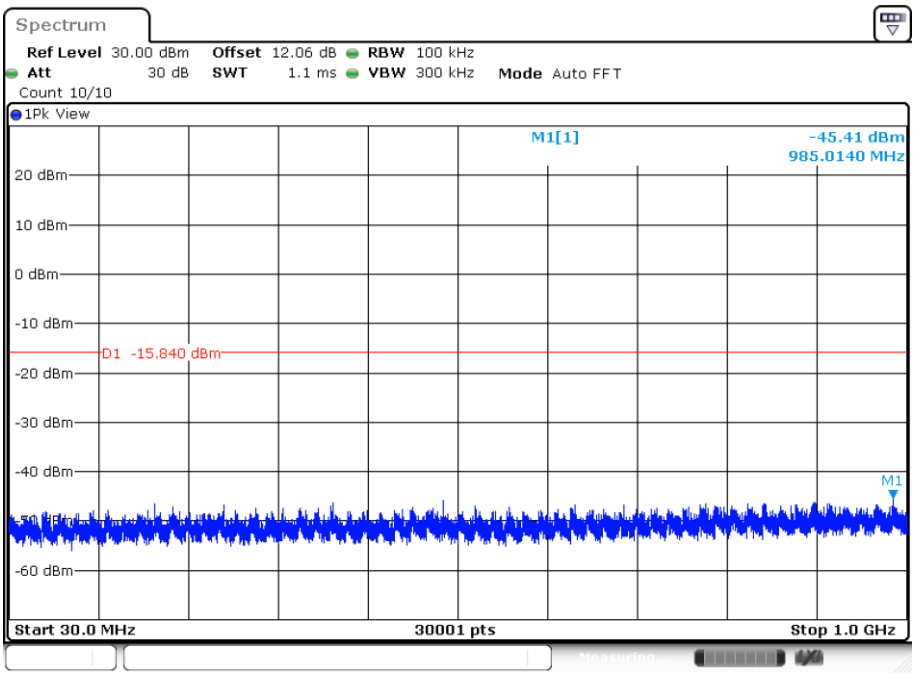

Date: 12.JAN.2025 00:41:56

11AX40MIMO_Ant11_2437_1000~26500

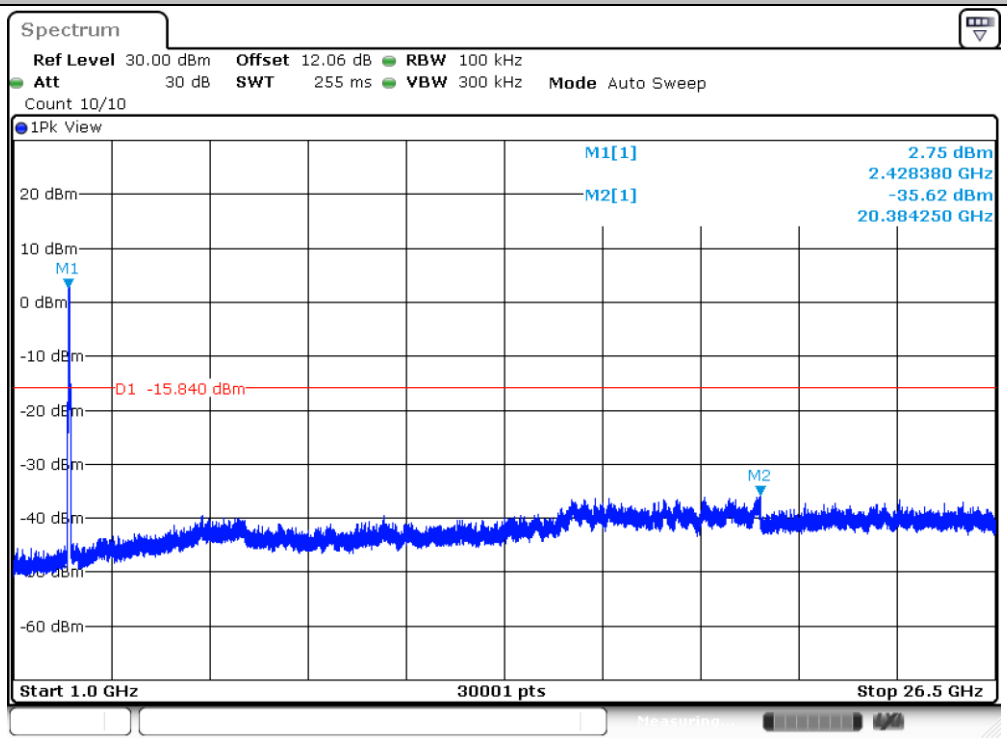

Date: 12.JAN.2025 00:43:14

11AX40MIMO_Ant10_2437_30~1000

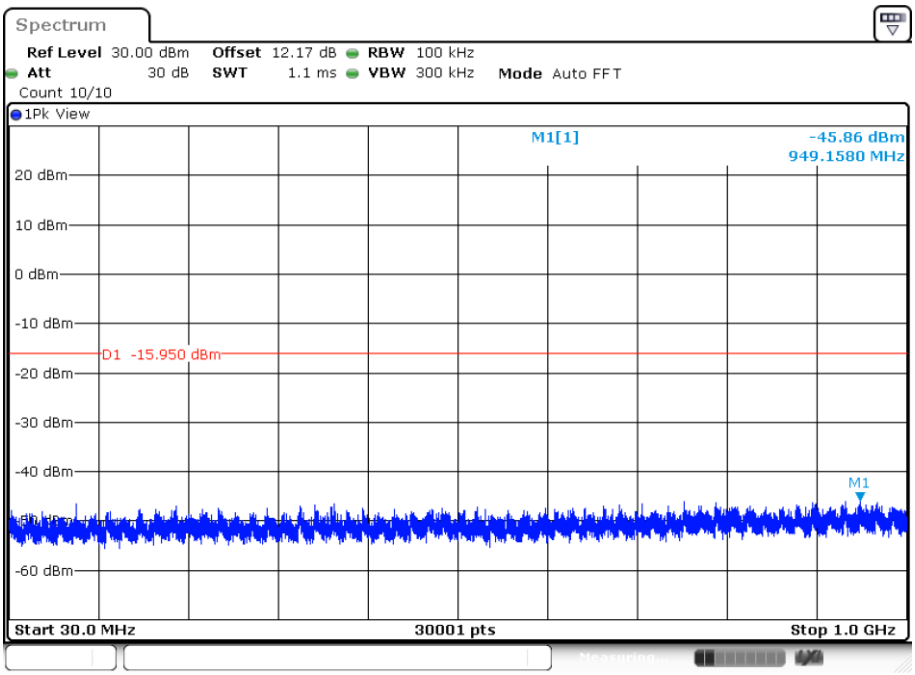

Date: 12.JAN.2025 00:44:55

11AX40MIMO_Ant10_2437_1000~26500

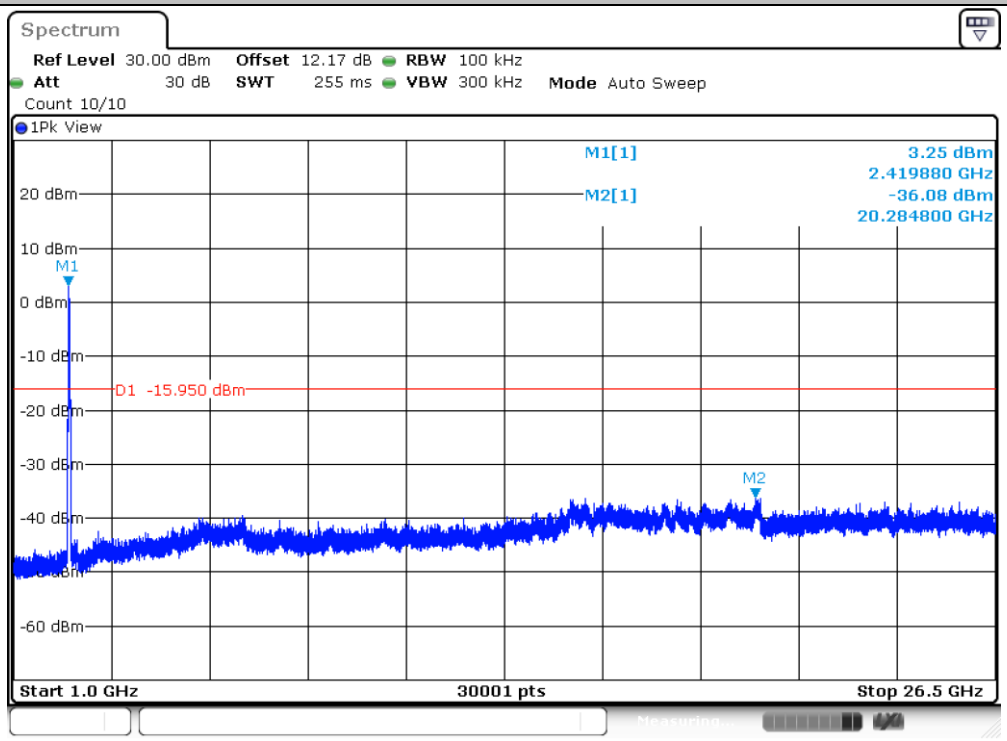

Date: 12.JAN.2025 00:45:37

11AX40MIMO_Ant11_2452_30~1000

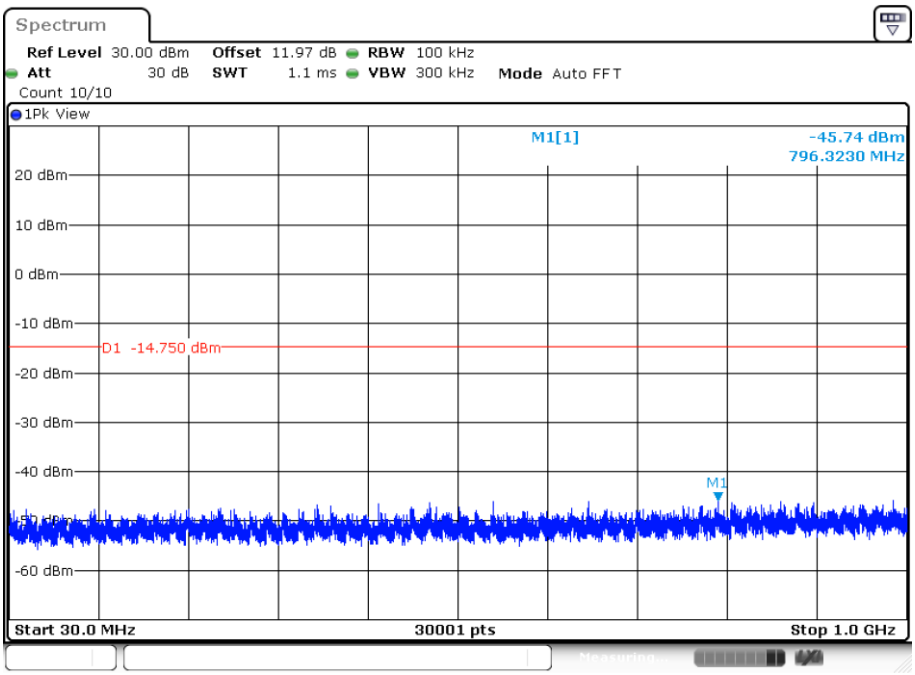

Date: 12.JAN.2025 00:46:44

11AX40MIMO_Ant11_2452_1000~26500

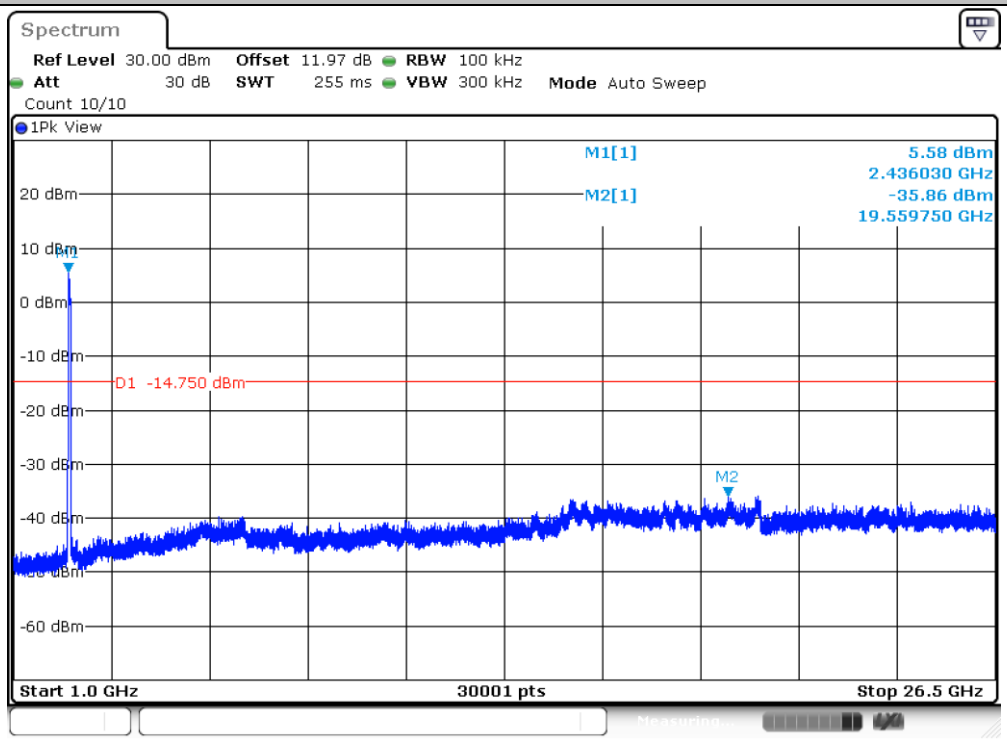

Date: 12.JAN.2025 00:48:17

11AX40MIMO_Ant10_2452_30~1000

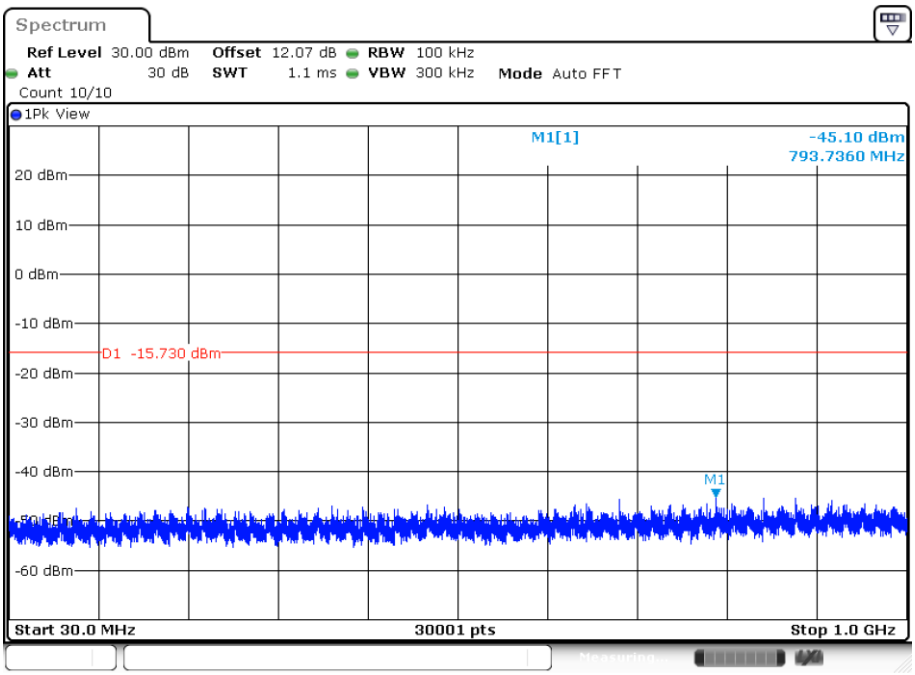

Date: 12.JAN.2025 00:49:07

11AX40MIMO_Ant10_2452_1000~26500

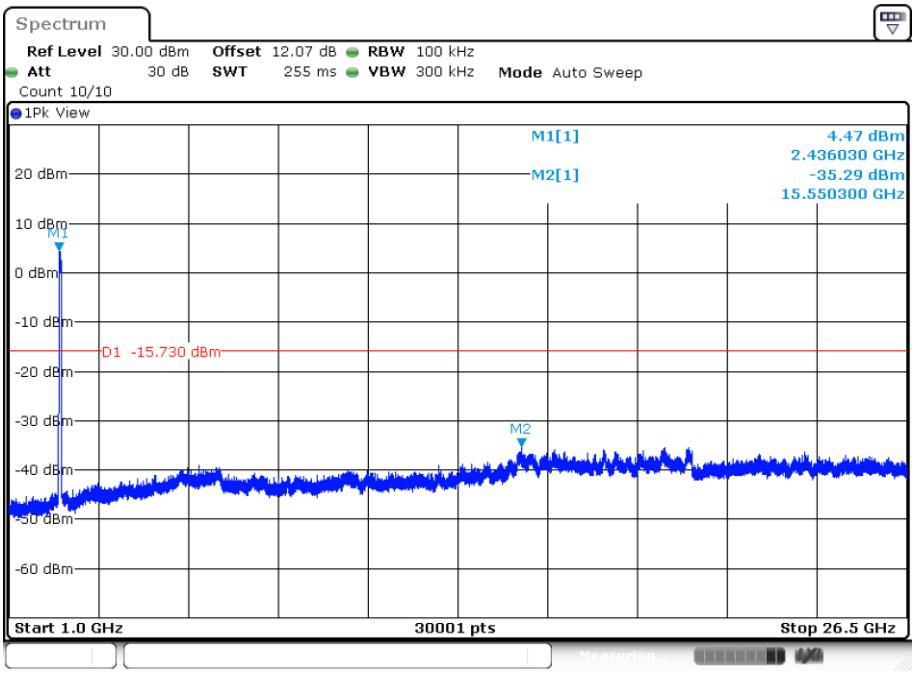

Date: 12.JAN.2025 00:54:10

Single RU

Maximum power spectral density

Test Result

TestMode	Antenna	Freq(MHz)	RuSize	RuIndex	Result [dBm/3kHz]	Limit [dBm/3kHz]	Verdict
11AX20MIMO	Ant11	2412	26Tone	RU0	-7.68	≤8.00	PASS
			52Tone	RU37	-7.79	≤8.00	PASS
			106Tone	RU53	-8.10	≤8.00	PASS
	Ant10	2412	26Tone	RU0	-8.21	≤8.00	PASS
			52Tone	RU37	-8.48	≤8.00	PASS
			106Tone	RU53	-8.25	≤8.00	PASS
	total	2412	26Tone	RU0	-4.93	≤8.00	PASS
			52Tone	RU37	-5.11	≤8.00	PASS
			106Tone	RU53	-5.16	≤8.00	PASS
	Ant11	2462	26Tone	RU8	-7.97	≤8.00	PASS
			52Tone	RU40	-8.07	≤8.00	PASS
			106Tone	RU54	-7.58	≤8.00	PASS
	Ant10	2462	26Tone	RU8	-8.01	≤8.00	PASS
			52Tone	RU40	-7.60	≤8.00	PASS
			106Tone	RU54	-7.78	≤8.00	PASS
	total	2462	26Tone	RU8	-4.98	≤8.00	PASS
			52Tone	RU40	-4.82	≤8.00	PASS
			106Tone	RU54	-4.67	≤8.00	PASS

Test Graphs

11AX20MIMO_Ant11_2412_26Tone_RU0

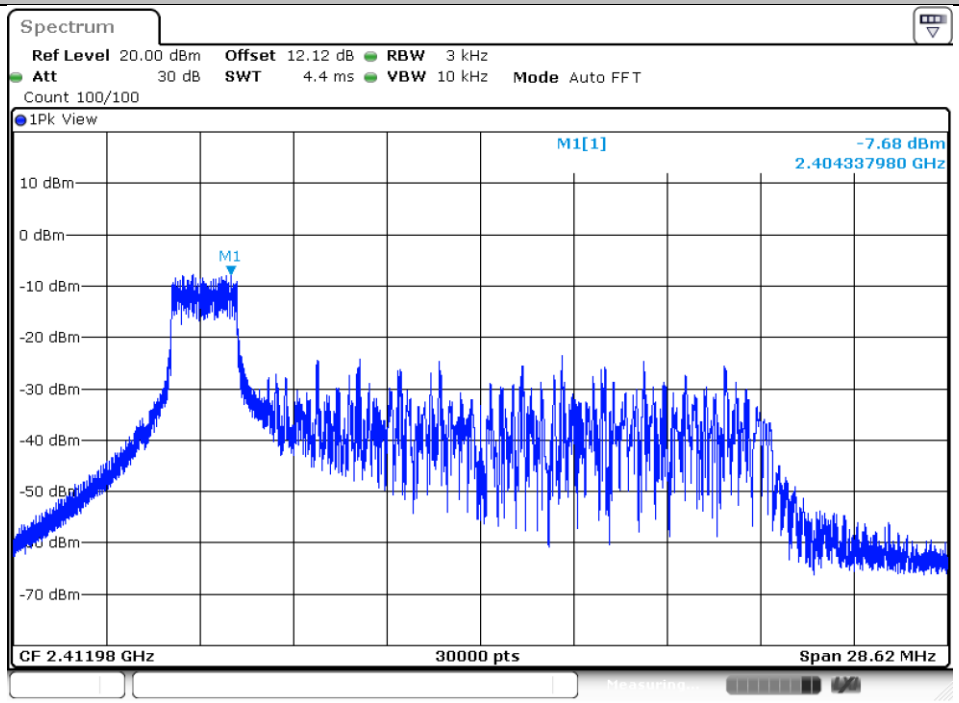

Date: 23.JAN.2025 09:57:21

11AX20MIMO_Ant11_2412_52Tone_RU37

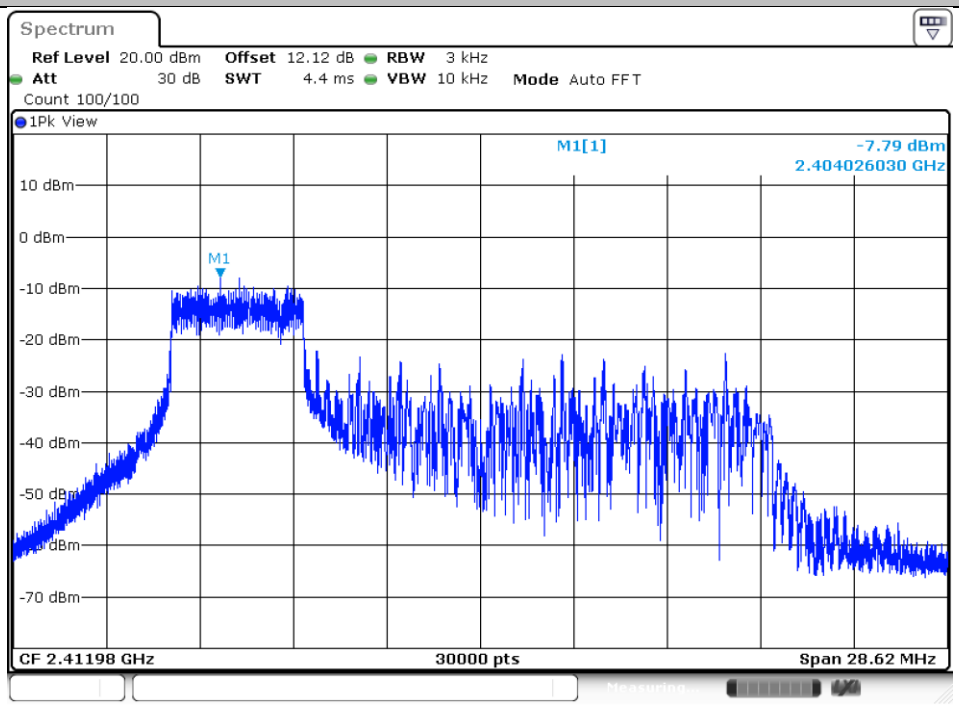

Date: 23.JAN.2025 10:03:27

11AX20MIMO_Ant11_2412_106Tone_RU53

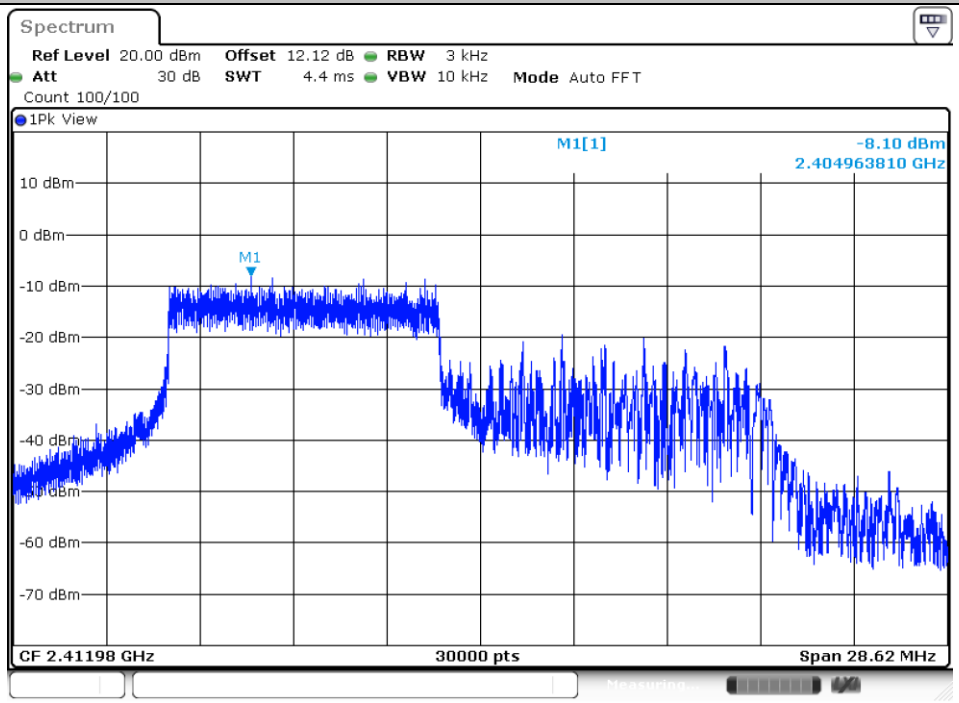

Date: 23.JAN.2025 10:08:19

11AX20MIMO_Ant10_2412_26Tone_RU0

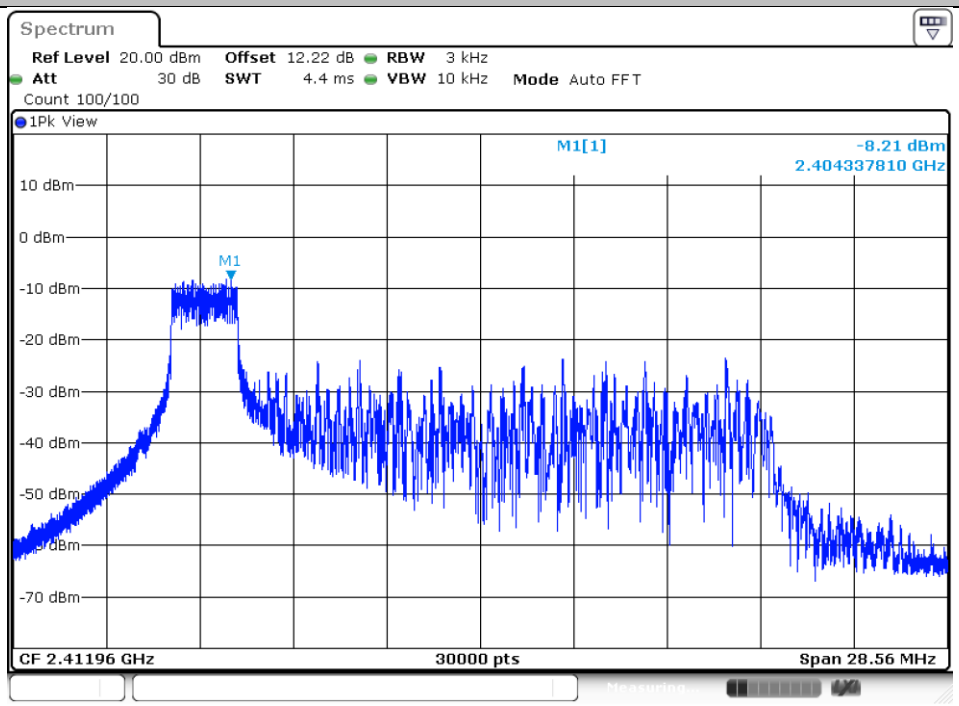

Date: 23.JAN.2025 09:57:29

11AX20MIMO_Ant10_2412_52Tone_RU37

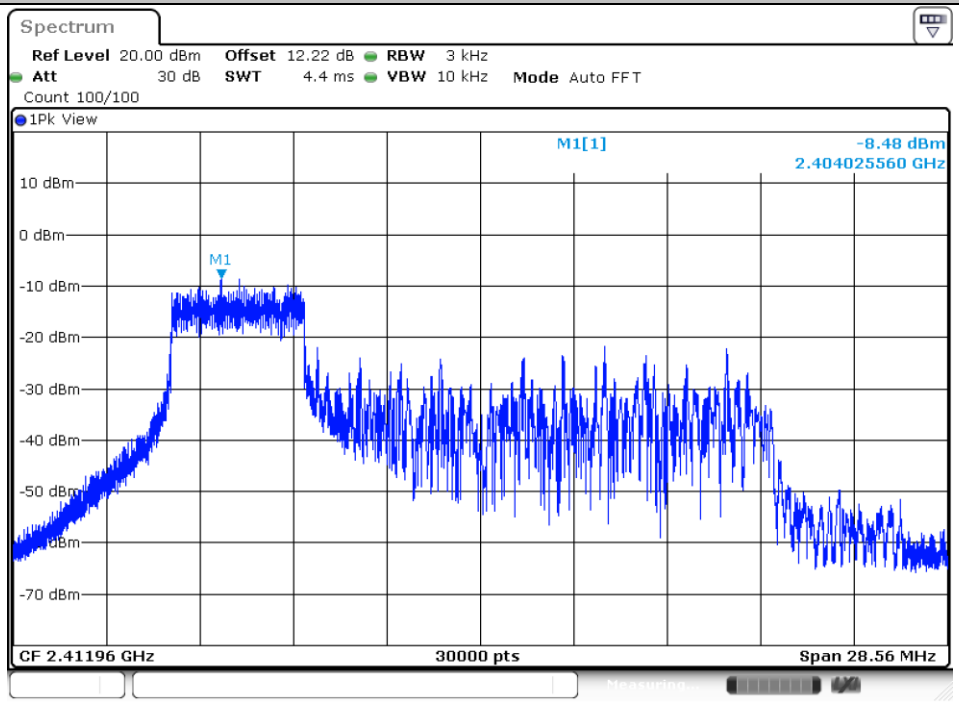

Date: 23.JAN.2025 10:03:35

11AX20MIMO_Ant10_2412_106Tone_RU53

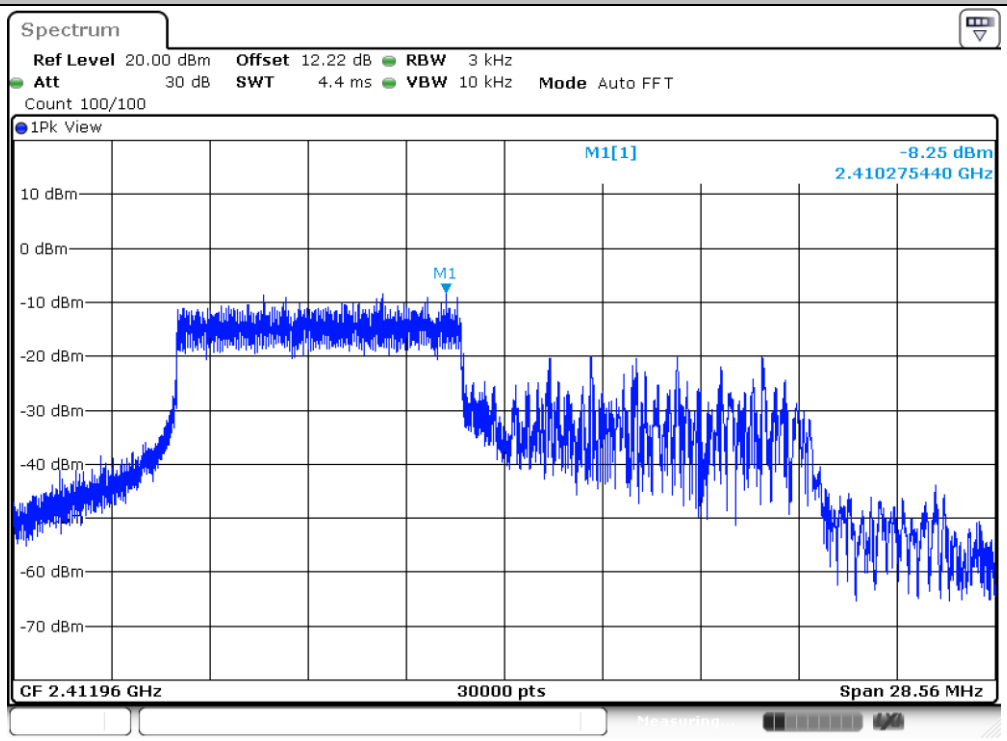

Date: 23.JAN.2025 10:09:01

11AX20MIMO_Ant11_2462_26Tone_RU8

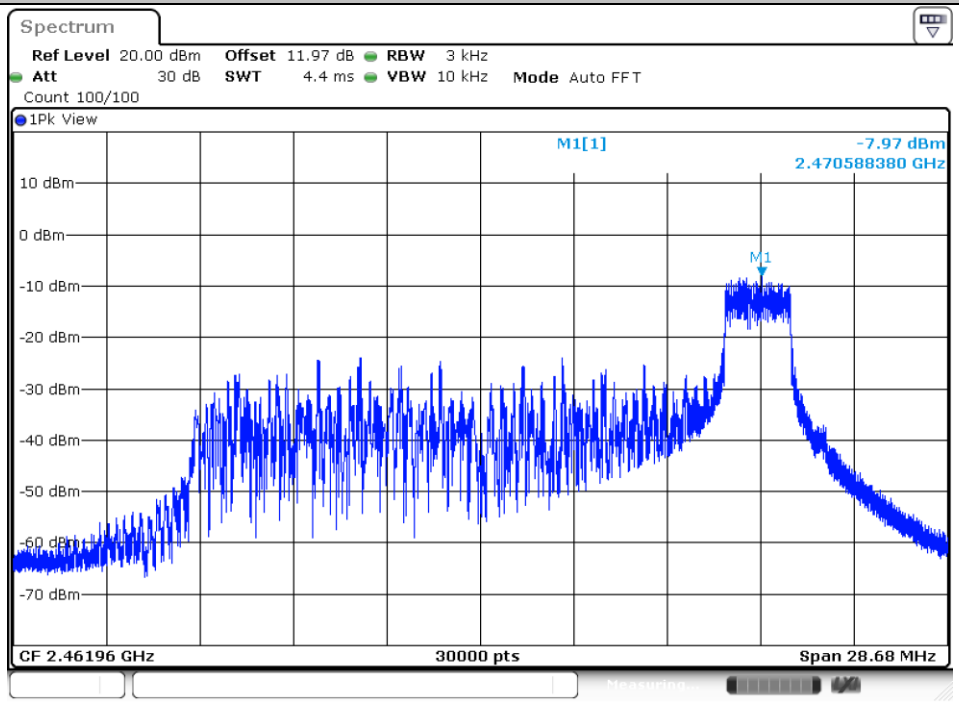

11AX20MIMO_Ant11_2462_52Tone_RU40

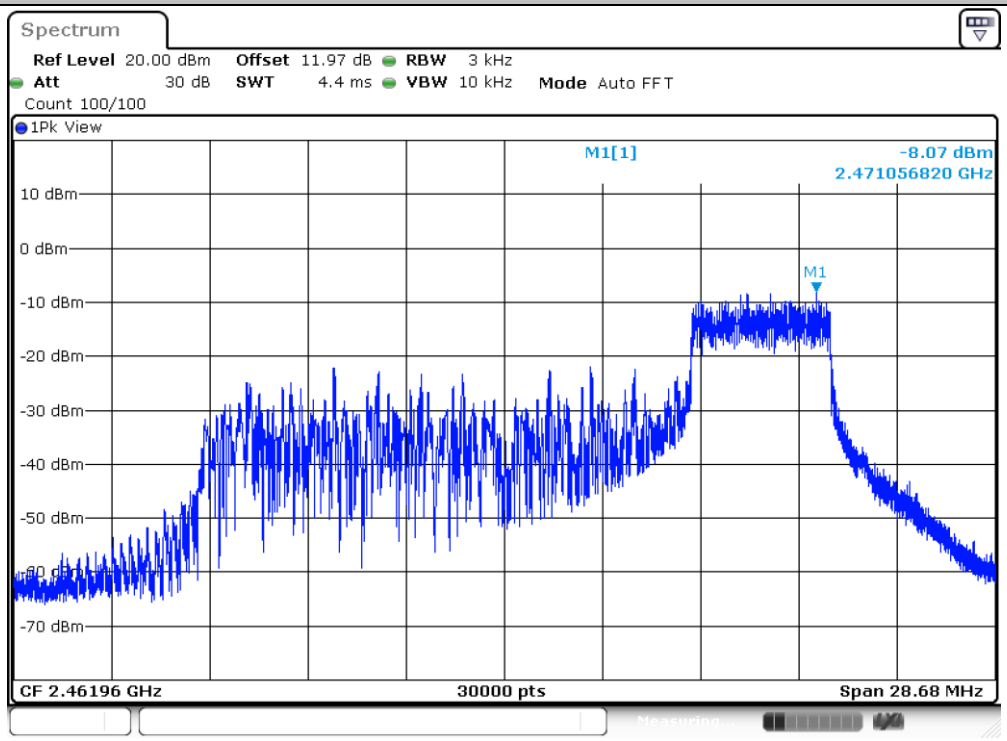

11AX20MIMO_Ant11_2462_106Tone_RU54

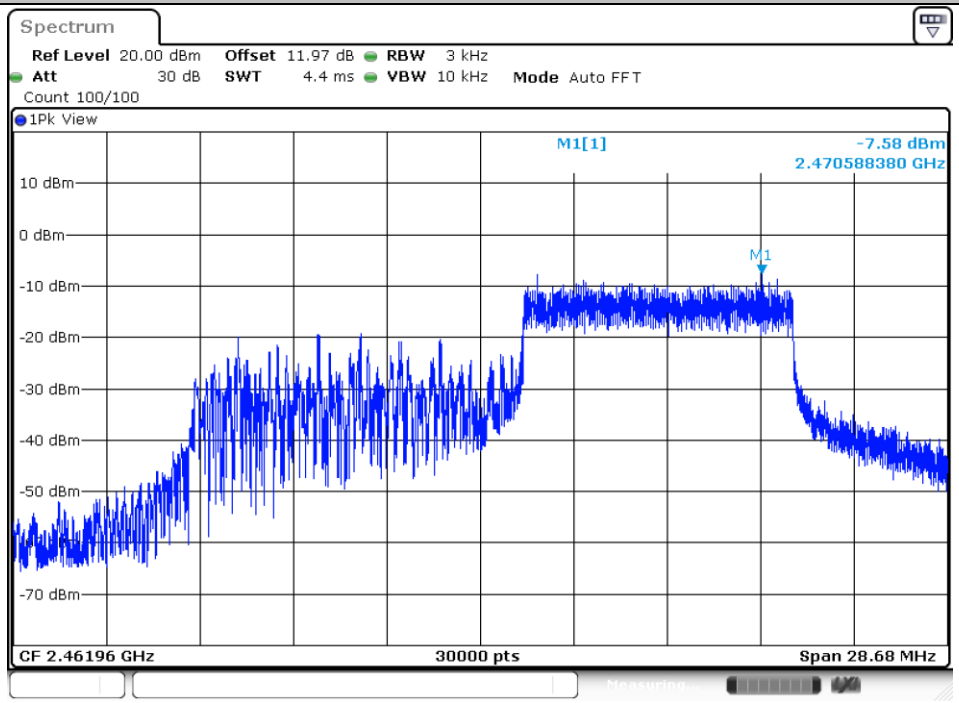

11AX20MIMO_Ant10_2462_26Tone_RU8

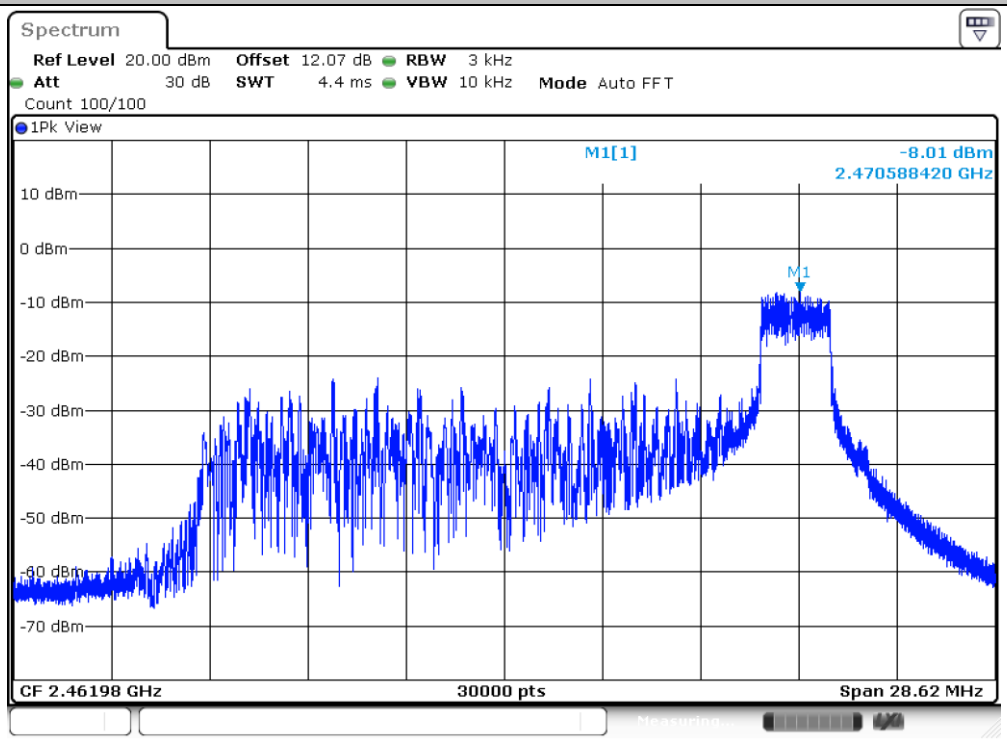

11AX20MIMO_Ant10_2462_52Tone_RU40

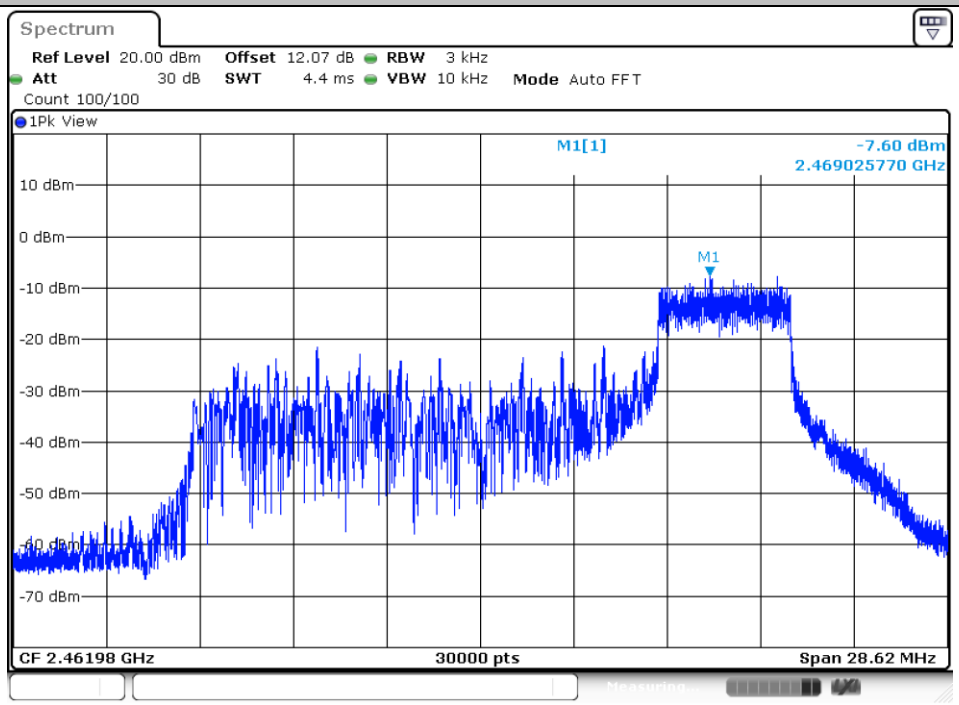

11AX20MIMO_Ant10_2462_106Tone_RU54

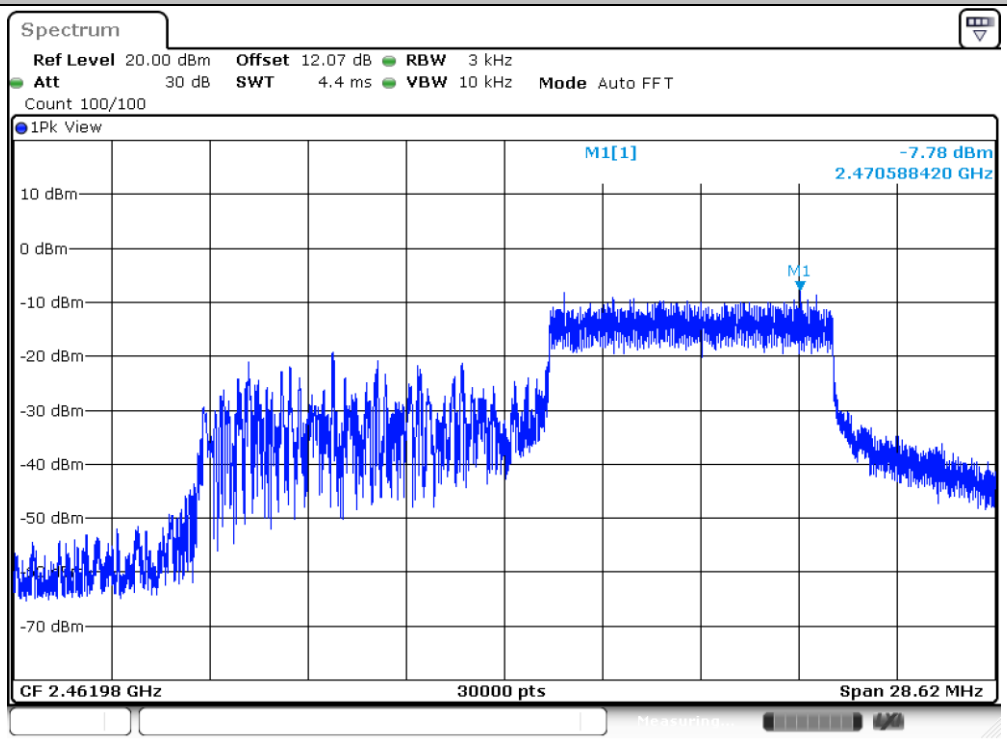

Appendix B. AC Conducted Emission Test Results

Test Engineer :	Yuki Tang	**Temperature :**	22~24℃
		Relative Humidity :	44~50%
Test Voltage :	120Vac / 60Hz	**Phase :**	Line
Remark :	All emissions not reported here are more than 10 dB below the prescribed limit.		

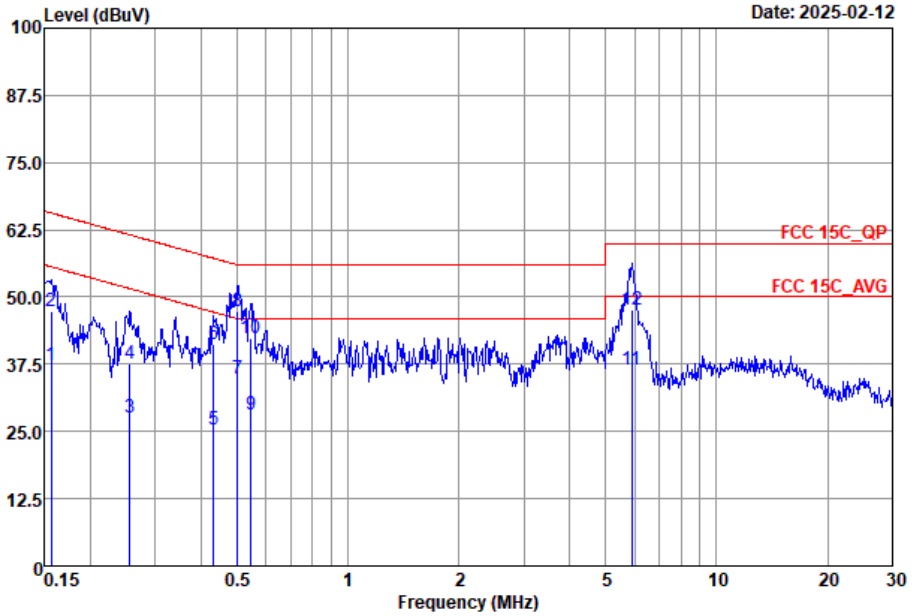

Site : CO02-SZ
Condition : FCC 15C_QP LISN_2024-L-1 LINE

		Freq	Level	Over Limit	Limit Line	Read Level	LISN Factor	Cable Loss	Remark
		MHz	dBuV	dB	dBuV	dBuV	dB	dB	
1		0.16	37.28	-18.37	55.65	17.60	9.67	10.01	Average
2		0.16	47.38	-18.27	65.65	27.70	9.67	10.01	QP
3		0.26	27.44	-24.12	51.56	7.70	9.70	10.04	Average
4		0.26	37.74	-23.82	61.56	18.00	9.70	10.04	QP
5		0.43	25.32	-21.88	47.20	5.60	9.63	10.09	Average
6		0.43	41.32	-15.88	57.20	21.60	9.63	10.09	QP
7		0.50	34.83	-11.17	46.00	15.10	9.62	10.11	Average
8	*	0.50	47.33	-8.67	56.00	27.60	9.62	10.11	QP
9		0.55	28.05	-17.95	46.00	8.30	9.63	10.12	Average
10		0.55	42.35	-13.65	56.00	22.60	9.63	10.12	QP
11		5.90	36.62	-13.38	50.00	16.71	9.61	10.30	Average
12		5.90	47.72	-12.28	60.00	27.81	9.61	10.30	QP

Test Engineer :	Yuki Tang	**Temperature :**	22~24℃
		Relative Humidity :	44~50%
Test Voltage :	120Vac / 60Hz	**Phase :**	Neutral
Remark :	All emissions not reported here are more than 10 dB below the prescribed limit.		

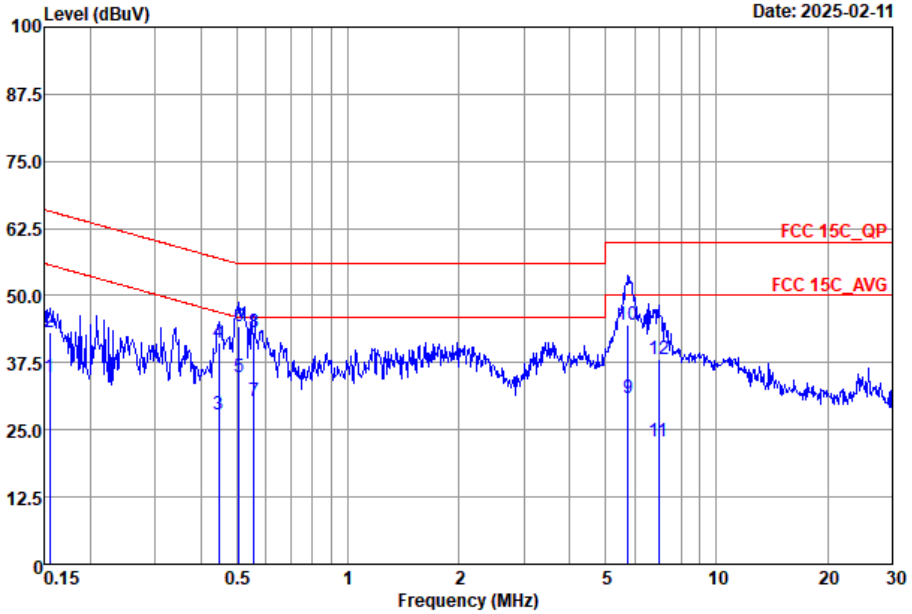

Site : CO02-SZ
Condition : FCC 15C_QP LISN_2024-N-1 NEUTRAL

		Freq	Level	Over Limit	Limit Line	Read Level	LISN Factor	Cable Loss	Remark
		MHz	dBuV	dB	dBuV	dBuV	dB	dB	
1		0.16	34.84	-20.85	55.69	15.10	9.73	10.01	Average
2		0.16	43.04	-22.65	65.69	23.30	9.73	10.01	QP
3		0.45	27.99	-18.94	46.93	8.20	9.70	10.09	Average
4		0.45	41.09	-15.84	56.93	21.30	9.70	10.09	QP
5		0.51	34.80	-11.20	46.00	15.00	9.69	10.11	Average
6	*	0.51	44.30	-11.70	56.00	24.50	9.69	10.11	QP
7		0.56	30.41	-15.59	46.00	10.60	9.69	10.12	Average
8		0.56	43.11	-12.89	56.00	23.30	9.69	10.12	QP
9		5.74	31.04	-18.96	50.00	11.10	9.65	10.29	Average
10		5.74	44.64	-15.36	60.00	24.70	9.65	10.29	QP
11		6.95	22.80	-27.20	50.00	2.80	9.64	10.36	Average
12		6.95	38.20	-21.80	60.00	18.20	9.64	10.36	QP

Note:

1. Level(dBμV) = Read Level(dBμV) + LISN Factor(dB) + Cable Loss(dB)
2. Over Limit(dB) = Level(dBμV) – Limit Line(dBμV)

Appendix C. Radiated Spurious Emission Test Data

Test Engineer :	Wenbo Xiao	Relative Humidity :	50%
		Temperature :	20℃~22℃

Radiated Spurious Emission Test Modes

Mode	Band (MHz)	Antenna	Modulation	Channel	Frequency	Data Rate	RU	Remark
Mode 19	2400-2483.5	STBC 10+11	802.11b	01	2412	1Mbps	-	-
Mode 20	2400-2483.5	STBC 10+11	802.11b	06	2437	1Mbps	-	-
Mode 21	2400-2483.5	STBC 10+11	802.11b	11	2462	1Mbps	-	-
Mode 22	2400-2483.5	STBC 10+11	802.11g	01	2412	6Mbps	-	-
Mode 23	2400-2483.5	STBC 10+11	802.11g	06	2437	6Mbps	-	-
Mode 24	2400-2483.5	STBC 10+11	802.11g	11	2462	6Mbps	-	-
Mode 25	2400-2483.5	STBC 10+11	802.11ax HE20	01	2412	MCS8	Full RU	-
Mode 26	2400-2483.5	STBC 10+11	802.11ax HE20	06	2437	MCS8	Full RU	-
Mode 27	2400-2483.5	STBC 10+11	802.11ax HE20	11	2462	MCS8	Full RU	-
Mode 28	2400-2483.5	STBC 10+11	802.11ax HE40	03	2422	MCS8	Full RU	-
Mode 29	2400-2483.5	STBC 10+11	802.11ax HE40	06	2437	MCS8	Full RU	-
Mode 30	2400-2483.5	STBC 10+11	802.11ax HE40	09	2452	MCS8	Full RU	-
Mode 31	2400-2483.5	STBC 10+11	802.11ax HE20	01	2412	MCS8	Single RU RU26/0	-
Mode 32	2400-2483.5	STBC 10+11	802.11ax HE20	11	2462	MCS8	Single RU RU106/54	-
Mode 33	2400-2483.5	STBC 10+11	802.11ax HE40-LF	09	2452	MCS8	Full RU	LF
Mode 34	2400-2483.5	STBC 10+11	802.11g	10	2457	6Mbps	-	-
Mode 35	2400-2483.5	STBC 10+11	802.11g	09	2452	6Mbps	-	-
Mode 36	2400-2483.5	STBC 10+11	802.11ax HE20	10	2457	MCS8	Full RU	-
Mode 37	2400-2483.5	STBC 10+11	802.11ax HE20	09	2452	MCS8	Full RU	-
Mode 38	2400-2483.5	STBC 10+11	802.11ax HE20	08	2447	MCS8	Full RU	-
Mode 39	2400-2483.5	STBC 10+11	802.11ax HE20	07	2442	MCS8	Full RU	-
Mode 40	2400-2483.5	STBC 10+11	802.11ax HE40	04	2427	MCS8	Full RU	-
Mode 41	2400-2483.5	STBC 10+11	802.11ax HE40	05	2432	MCS8	Full RU	-
Mode 42	2400-2483.5	STBC 10+11	802.11ax HE40	08	2447	MCS8	Full RU	-
Mode 43	2400-2483.5	STBC 10+11	802.11ax HE40	07	2442	MCS8	Full RU	-
Mode 44	2400-2483.5	STBC 10+11	802.11ax HE20	02	2417	MCS8	Full RU	-
Mode 45	2400-2483.5	STBC 10+11	802.11ax HE40	09	2452	MCS8	Full RU	-
		3	LTE	B48				

Summary of each worse mode

Mode	Modulation	Ch.	Freq. (MHz)	Level (dBuV/m)	Limit (dBuV/m)	Margin (dB)	Pol.	Peak Avg.	Result	Remark
19	802.11b	01	2386.31	49.06	54.00	-4.94	V	AVERAGE	Pass	Band Edge
19	802.11b	01	4824.00	36.06	54.00	-17.94	H	Average	Pass	Harmonic
20	802.11b	06	-	-	-	-	-	-	-	Band Edge
20	802.11b	06	7311.00	40.75	54.00	-13.25	H	Average	Pass	Harmonic
21	802.11b	11	2487.65	48.44	54.00	-5.56	V	AVERAGE	Pass	Band Edge
21	802.11b	11	7386.00	40.25	54.00	-13.75	H	Average	Pass	Harmonic
22	802.11g	01	2389.95	52.74	54.00	-1.26	V	AVERAGE	Pass	Band Edge
22	802.11g	01	4824.00	43.31	74.00	-30.69	H	Peak	Pass	Harmonic
23	802.11g	06	-	-	-	-	-	-	-	Band Edge
23	802.11g	06	7311.00	45.14	74.00	-28.86	V	Peak	Pass	Harmonic
24	802.11g	11	2483.51	52.84	54.00	-1.16	V	AVERAGE	Pass	Band Edge
24	802.11g	11	7386.00	45.85	74.00	-28.15	V	Peak	Pass	Harmonic
25	802.11ax HE20	01	2389.95	53.16	54.00	-0.84	V	AVERAGE	Pass	Band Edge
25	802.11ax HE20	01	4824.00	45.36	74.00	-28.64	V	Peak	Pass	Harmonic
26	802.11ax HE20	06	-	-	-	-	-	-	-	Band Edge
26	802.11ax HE20	06	4874.00	44.20	74.00	-29.80	H	Peak	Pass	Harmonic
27	802.11ax HE20	11	2483.51	51.70	54.00	-2.30	V	AVERAGE	Pass	Band Edge
27	802.11ax HE20	11	4924.00	45.28	74.00	-28.72	V	Peak	Pass	Harmonic
28	802.11ax HE40	03	2389.97	53.27	54.00	-0.73	V	AVERAGE	Pass	Band Edge
28	802.11ax HE40	03	7266.00	44.27	74.00	-29.73	H	Peak	Pass	Harmonic
29	802.11ax HE40	06	2483.62	52.66	54.00	-1.34	H	AVERAGE	Pass	Band Edge
29	802.11ax HE40	06	7311.00	43.70	74.00	-30.30	H	Peak	Pass	Harmonic
30	802.11ax HE40	09	2483.54	53.59	54.00	-0.41	V	AVERAGE	Pass	Band Edge
30	802.11ax HE40	09	7356.00	44.06	74.00	-29.94	V	Peak	Pass	Harmonic
31	802.11ax HE20	01	2389.82	35.19	54.00	-18.81	V	AVERAGE	Pass	Band Edge
31	802.11ax HE20	01	-	-	-	-	-	-	-	Harmonic
32	802.11ax HE20	11	2483.55	49.27	54.00	-4.73	V	AVERAGE	Pass	Band Edge
32	802.11ax HE20	11	-	-	-	-	-	-	-	Harmonic
33	802.11ax HE40-LF	09	30.00	28.97	40.00	-11.03	V	PEAK	PASS	LF
34	802.11g	10	2483.53	53.04	54.00	-0.96	H	AVERAGE	Pass	Band Edge
34	802.11g	10	-	-	-	-	-	-	-	Harmonic
35	802.11g	09	2483.54	53.39	54.00	-0.61	V	AVERAGE	Pass	Band Edge
35	802.11g	09	-	-	-	-	-	-	-	Harmonic
36	802.11ax HE20	10	2483.70	52.54	54.00	-1.46	V	AVERAGE	Pass	Band Edge
36	802.11ax HE20	10	-	-	-	-	-	-	-	Harmonic
37	802.11ax HE20	09	2483.54	52.12	54.00	-1.88	V	AVERAGE	Pass	Band Edge
37	802.11ax HE20	09	-	-	-	-	-	-	-	Harmonic
38	802.11ax HE20	08	2483.62	51.83	54.00	-2.17	V	AVERAGE	Pass	Band Edge
38	802.11ax HE20	08	-	-	-	-	-	-	-	Harmonic
39	802.11ax HE20	07	2483.56	53.12	54.00	-0.88	V	AVERAGE	Pass	Band Edge
39	802.11ax HE20	07	-	-	-	-	-	-	-	Harmonic
40	802.11ax HE40	04	2389.74	53.48	54.00	-0.52	V	AVERAGE	Pass	Band Edge
40	802.11ax HE40	04	-	-	-	-	-	-	-	Harmonic

Mode	Modulation	Ch.	Freq. (MHz)	Level (dBuV/m)	Limit (dBuV/m)	Margin (dB)	Pol.	Peak Avg.	Result	Remark
41	802.11ax HE40	05	2389.88	53.10	54.00	-0.90	V	AVERAGE	Pass	Band Edge
41	802.11ax HE40	05	-	-	-	-	-	-	-	Harmonic
42	802.11ax HE40	08	2484.21	51.69	54.00	-2.31	V	AVERAGE	Pass	Band Edge
42	802.11ax HE40	08	-	-	-	-	-	-	-	Harmonic
43	802.11ax HE40	07	2483.56	53.50	54.00	-0.50	H	AVERAGE	Pass	Band Edge
43	802.11ax HE40	07	-	-	-	-	-	-	-	Harmonic
44	802.11ax HE20	02	2389.95	52.94	54.00	-1.06	V	AVERAGE	Pass	Band Edge
44	802.11ax HE20	02	-	-	-	-	-	-	-	Harmonic
45	802.11ax HE40	09	2483.73	51.45	54.00	-2.55	H	AVERAGE	Pass	Band Edge
	802.11ax HE40	09	4904.00	46.96	74.00	-27.04	H	Peak	Pass	Harmonic

Mode	19	
	Band Edge	
	2400-2483.5_802.11b_CH01_2412MHz	
ANT	STBC 10+11	
Pol.	Horizontal	Fundamental
Peak	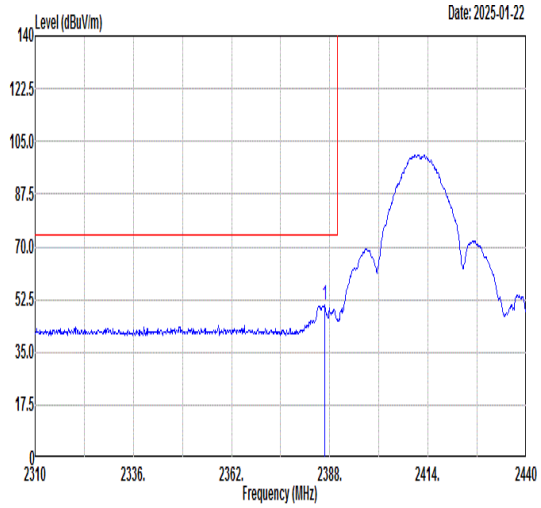 Freq Level Limit Line Margin (dB) Read Level Ant Factor Cable Loss Preamp Factor APos TPos Remark MHz dBuV/m dBuV/m dBuV dB/m dB dB cm deg 1 2386.57 50.71 74.00 -23.29 48.72 30.78 5.36 34.15 266 13 PEAK	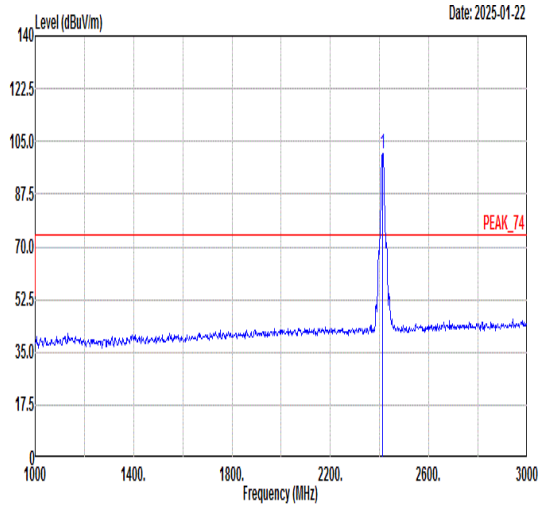 Freq Level Limit Line Margin (dB) Read Level Ant Factor Cable Loss Preamp Factor APos TPos Remark MHz dBuV/m dBuV/m dBuV dB/m dB dB cm deg 1 2412.00 101.04 ------ ------ 99.02 30.78 5.38 34.14 266 13 PEAK
Avg	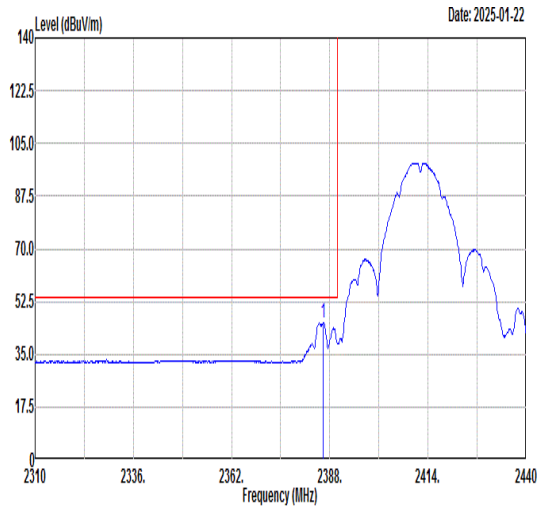 Freq Level Limit Line Margin (dB) Read Level Ant Factor Cable Loss Preamp Factor APos TPos Remark MHz dBuV/m dBuV/m dBuV dB/m dB dB cm deg 1 2386.31 45.55 54.00 -8.45 43.56 30.78 5.36 34.15 266 13 AVERAGE	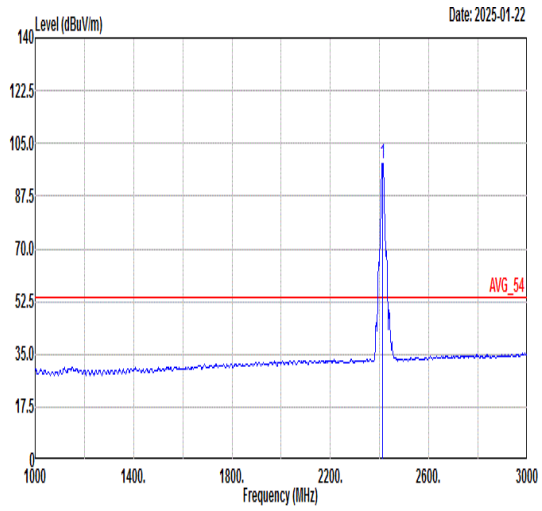 Freq Level Limit Line Margin (dB) Read Level Ant Factor Cable Loss Preamp Factor APos TPos Remark MHz dBuV/m dBuV/m dBuV dB/m dB dB cm deg 1 2412.00 98.47 ------ ------ 96.44 30.78 5.38 34.13 266 13 AVERAGE

Mode	19	
	Band Edge	
	2400-2483.5_802.11b_CH01_2412MHz	
ANT	STBC 10+11	
Pol.	Vertical	Fundamental
Peak	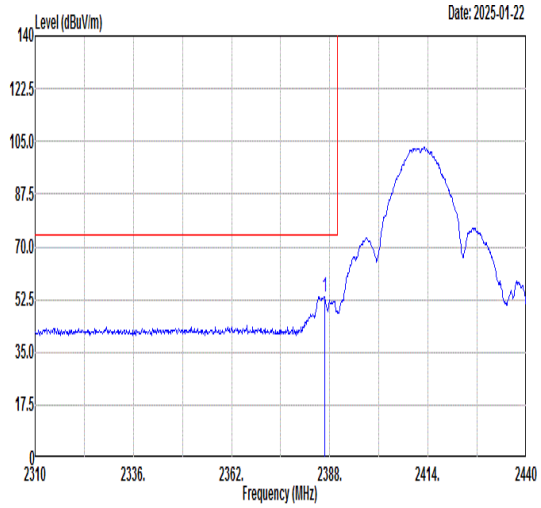 Freq Level Limit Line Margin (dB) Read Level Ant Factor Cable Loss Preamp Factor APos TPos Remark 1 2386.57 53.45 74.00 -20.55 51.46 30.78 5.36 34.15 223 267 PEAK	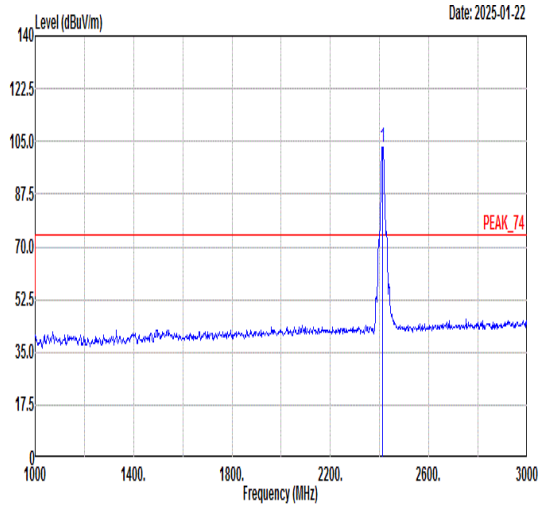 Freq Level Limit Line Margin (dB) Read Level Ant Factor Cable Loss Preamp Factor APos TPos Remark 1 2412.00 103.13 ------ ------ 101.11 30.78 5.38 34.14 223 267 PEAK
Avg	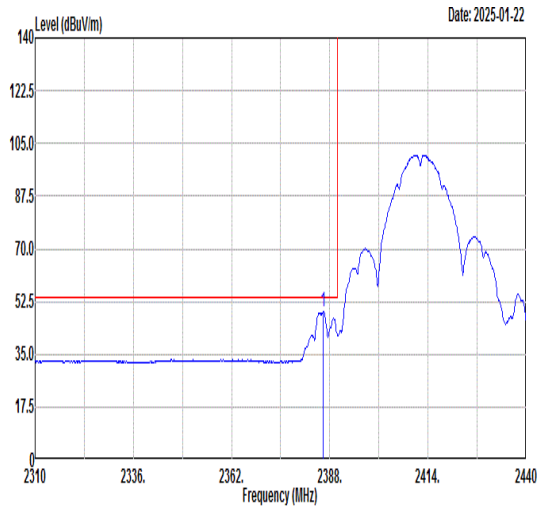 Freq Level Limit Line Margin (dB) Read Level Ant Factor Cable Loss Preamp Factor APos TPos Remark 1 2386.31 49.06 54.00 -4.94 47.07 30.78 5.36 34.15 223 267 AVERAGE	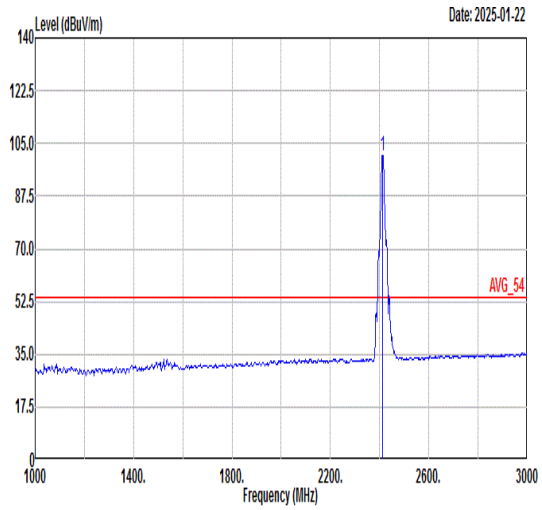 Freq Level Limit Line Margin (dB) Read Level Ant Factor Cable Loss Preamp Factor APos TPos Remark 1 2412.00 100.90 ------ ------ 98.87 30.78 5.38 34.13 223 267 AVERAGE

Mode	19	
	Harmonic	
	2400-2483.5_802.11b_CH01_2412MHz	
ANT	STBC 10+11	
Pol.	Horizontal	Vertical
Peak Avg	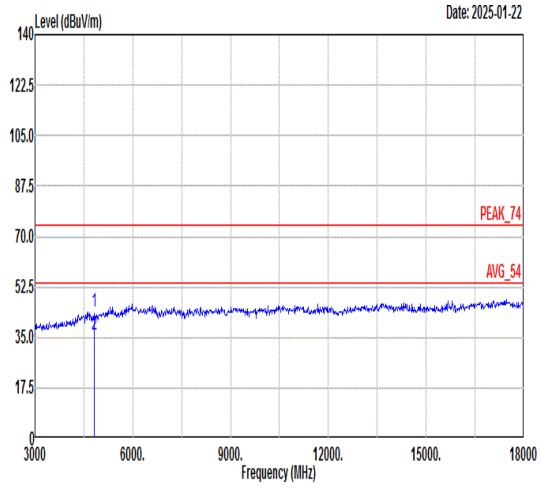 Freq Level Limit Line Margin Read Level Ant Factor Cable Loss Preamp Factor APos TPos Remark MHz dBuV/m dBuV/m dB dBuV dB/m dB dB cm deg 1 4824.00 44.04 74.00 -29.96 63.58 36.42 8.88 64.84 146 89 Peak 2 4824.00 36.06 54.00 -17.94 55.60 36.42 8.88 64.84 146 89 Average	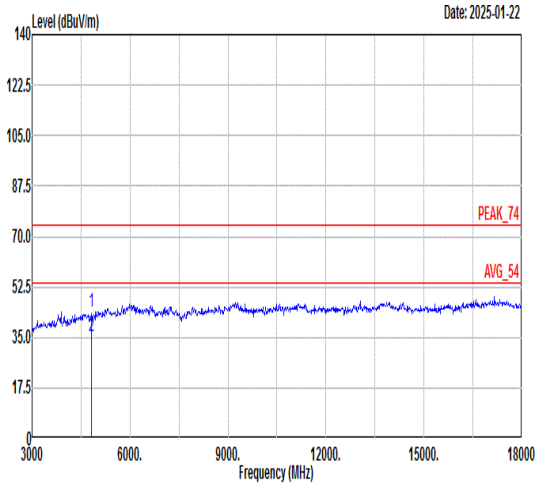 Freq Level Limit Line Margin Read Level Ant Factor Cable Loss Preamp Factor APos TPos Remark MHz dBuV/m dBuV/m dB dBuV dB/m dB dB cm deg 1 4824.00 43.87 74.00 -30.13 63.41 36.42 8.88 64.84 186 213 Peak 2 4824.00 35.29 54.00 -18.71 54.83 36.42 8.88 64.84 186 213 Average

Mode	20	
	Harmonic	
	2400-2483.5_802.11b_CH06_2437MHz	
ANT	STBC 10+11	
Pol.	Horizontal	Vertical
Peak Avg	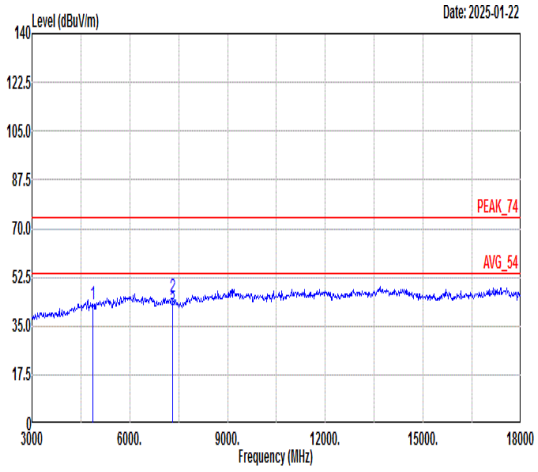 Freq Level Limit Line Margin Read Level Ant Factor Cable Loss Preamp Factor APos TPos Remark MHz dBuV/m dBuV/m dB dBuV dB/m dB dB cm deg 1 4874.00 42.63 74.00 -31.37 62.24 36.50 8.72 64.83 --- --- Peak 2 7311.00 45.18 74.00 -28.82 63.12 36.89 10.18 65.01 301 127 Peak 3 7311.00 40.75 54.00 -13.25 58.69 36.89 10.18 65.01 301 127 Average	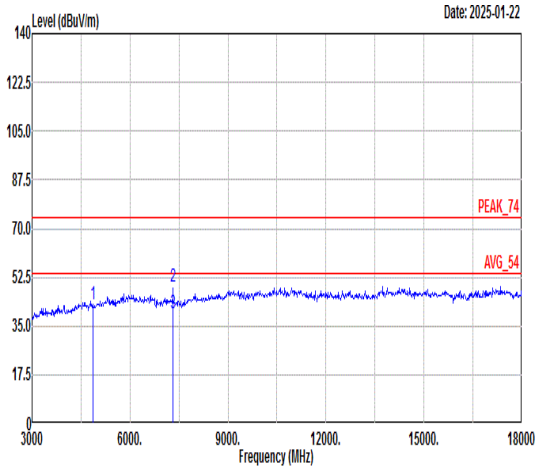 Freq Level Limit Line Margin Read Level Ant Factor Cable Loss Preamp Factor APos TPos Remark MHz dBuV/m dBuV/m dB dBuV dB/m dB dB cm deg 1 4874.00 42.78 74.00 -31.22 62.39 36.50 8.72 64.83 --- --- Peak 2 7311.00 48.90 74.00 -25.10 66.84 36.89 10.18 65.01 189 210 Peak 3 7311.00 39.83 54.00 -14.17 57.77 36.89 10.18 65.01 189 210 Average

Mode	21	
	Band Edge	
	2400-2483.5_802.11b_CH11_2462MHz	
ANT	STBC 10+11	
Pol.	Horizontal	Fundamental
Peak	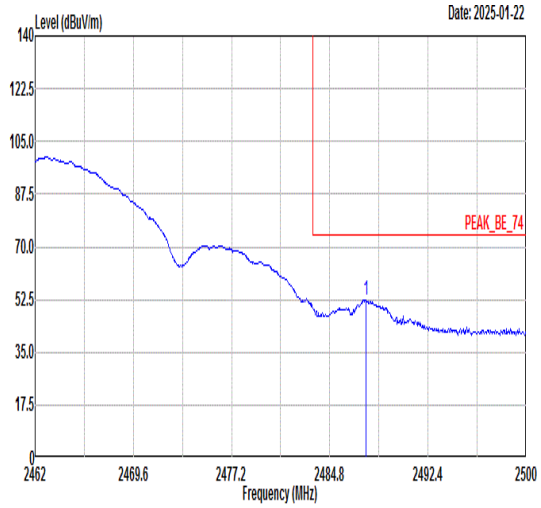 Freq Level Limit Line Margin (dB) Read Level Ant Factor Cable Loss Preamp Factor APos TPos Remark MHz dBuV/m dBuV/m dBuV dB/m dB dB cm deg 1 2487.57 52.30 74.00 -21.70 50.14 30.80 5.46 34.10 310 0 PEAK	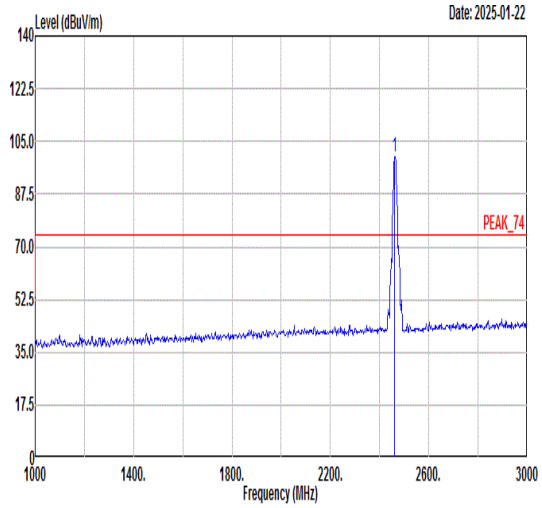 Freq Level Limit Line Margin (dB) Read Level Ant Factor Cable Loss Preamp Factor APos TPos Remark MHz dBuV/m dBuV/m dBuV dB/m dB dB cm deg 1 2462.00 100.09 ------ ------ 97.97 30.79 5.44 34.11 310 0 PEAK
Avg	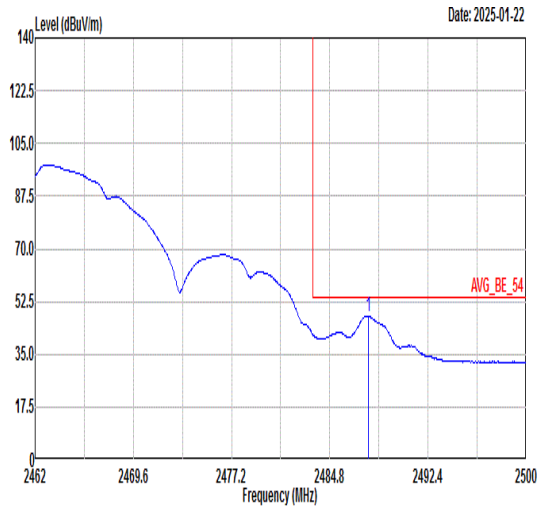 Freq Level Limit Line Margin (dB) Read Level Ant Factor Cable Loss Preamp Factor APos TPos Remark MHz dBuV/m dBuV/m dBuV dB/m dB dB cm deg 1 2487.76 47.62 54.00 -6.38 45.46 30.80 5.46 34.10 310 0 AVERAGE	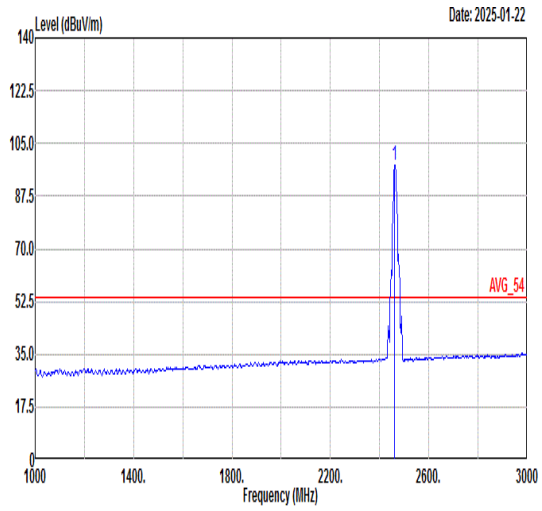 Freq Level Limit Line Margin (dB) Read Level Ant Factor Cable Loss Preamp Factor APos TPos Remark MHz dBuV/m dBuV/m dBuV dB/m dB dB cm deg 1 2462.00 97.88 ------ ------ 95.76 30.79 5.44 34.11 310 0 AVERAGE

Mode	21	
	Band Edge	
	2400-2483.5_802.11b_CH11_2462MHz	
ANT	STBC 10+11	
Pol.	Vertical	Fundamental
Peak	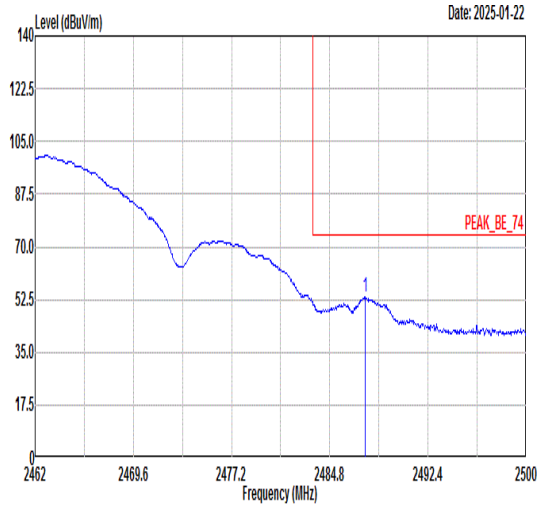 Freq Level Limit Line Margin (dB) Read Level Ant Factor Cable Loss Preamp Factor APos TPos Remark MHz dBuV/m dBuV/m dBuV dB/m dB dB cm deg 1 2487.54 53.48 74.00 -20.52 51.32 30.80 5.46 34.10 132 266 PEAK	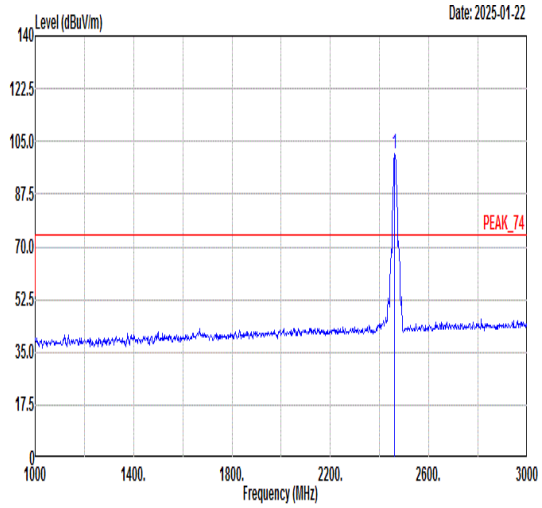 Freq Level Limit Line Margin (dB) Read Level Ant Factor Cable Loss Preamp Factor APos TPos Remark MHz dBuV/m dBuV/m dBuV dB/m dB dB cm deg 1 2462.00 100.79 ------ ------ 98.68 30.79 5.44 34.12 132 266 PEAK
Avg	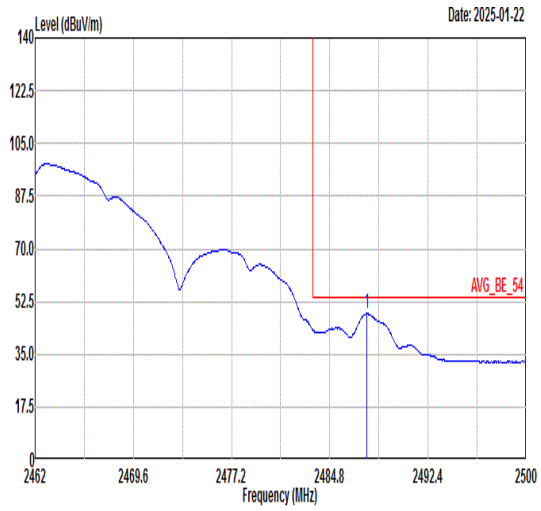 Freq Level Limit Line Margin (dB) Read Level Ant Factor Cable Loss Preamp Factor APos TPos Remark MHz dBuV/m dBuV/m dBuV dB/m dB dB cm deg 1 2487.65 48.44 54.00 -5.56 46.28 30.80 5.46 34.10 132 266 AVERAGE	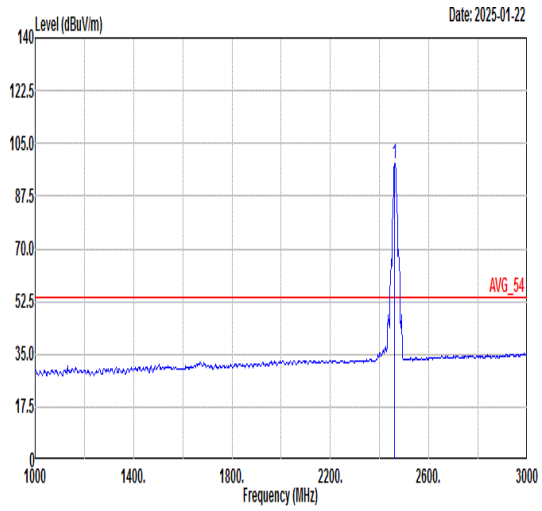 Freq Level Limit Line Margin (dB) Read Level Ant Factor Cable Loss Preamp Factor APos TPos Remark MHz dBuV/m dBuV/m dBuV dB/m dB dB cm deg 1 2462.00 98.32 ------ ------ 96.22 30.79 5.43 34.12 132 266 AVERAGE

Mode	21	
	Harmonic	
	2400-2483.5_802.11b_CH11_2462MHz	
ANT	STBC 10+11	
Pol.	Horizontal	Vertical
Peak Avg	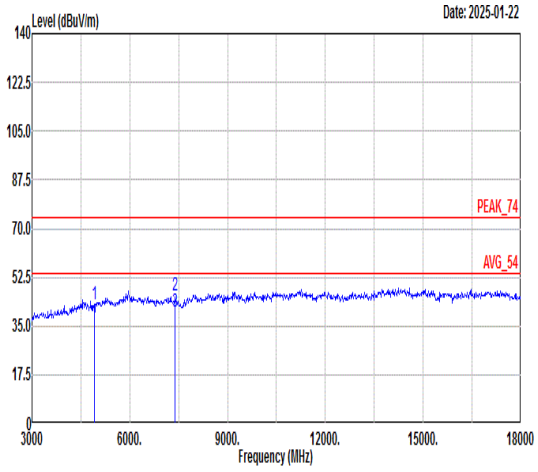 Freq Level Limit Line Margin Read Level Ant Factor Cable Loss Preamp Factor APos TPos Remark MHz dBuV/m dBuV/m dB dBuV dB/m dB dB cm deg 1 4924.00 42.93 74.00 -31.07 62.60 36.58 8.57 64.82 --- --- Peak 2 7386.00 45.81 74.00 -28.19 63.80 36.81 10.18 64.98 302 219 Peak 3 7386.00 40.25 54.00 -13.75 58.24 36.81 10.18 64.98 302 219 Average	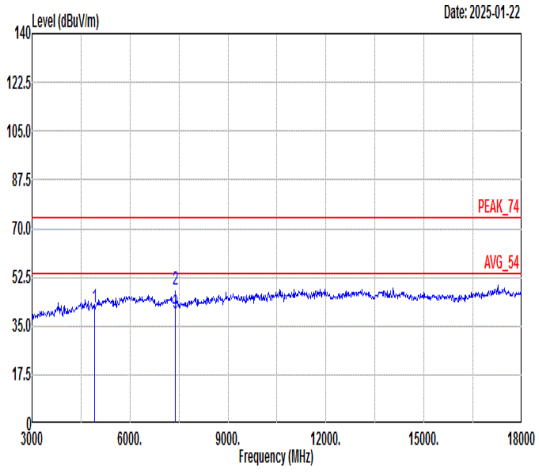 Freq Level Limit Line Margin Read Level Ant Factor Cable Loss Preamp Factor APos TPos Remark MHz dBuV/m dBuV/m dB dBuV dB/m dB dB cm deg 1 4924.00 41.87 74.00 -32.13 61.54 36.58 8.57 64.82 --- --- Peak 2 7386.00 48.15 74.00 -25.85 66.14 36.81 10.18 64.98 186 206 Peak 3 7386.00 39.67 54.00 -14.33 57.66 36.81 10.18 64.98 186 206 Average

Mode	22	
	Band Edge	
	2400-2483.5_802.11g_CH01_2412MHz	
ANT	STBC 10+11	
Pol.	Horizontal	Fundamental
Peak	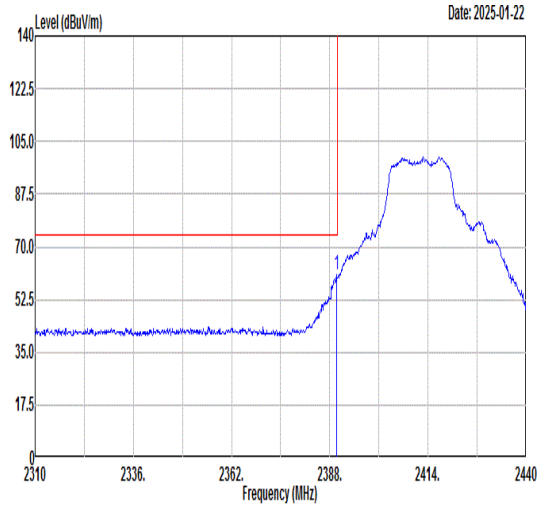 Freq Level Limit Line Margin (dB) Read Level Ant Factor Cable Loss Preamp Factor APos TPos Remark MHz dBuV/m dBuV/m dBuV dB/m dB dB cm deg 1 2389.82 60.49 74.00 -13.51 58.49 30.78 5.36 34.14 400 218 PEAK	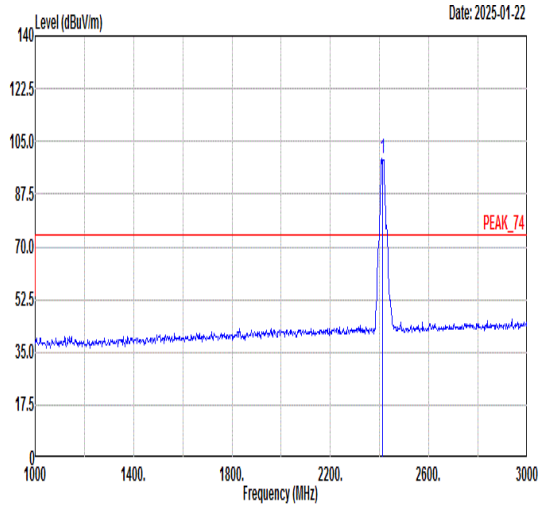 Freq Level Limit Line Margin (dB) Read Level Ant Factor Cable Loss Preamp Factor APos TPos Remark MHz dBuV/m dBuV/m dBuV dB/m dB dB cm deg 1 2412.00 99.07 ------ ------ 97.06 30.78 5.37 34.14 400 218 PEAK
Avg	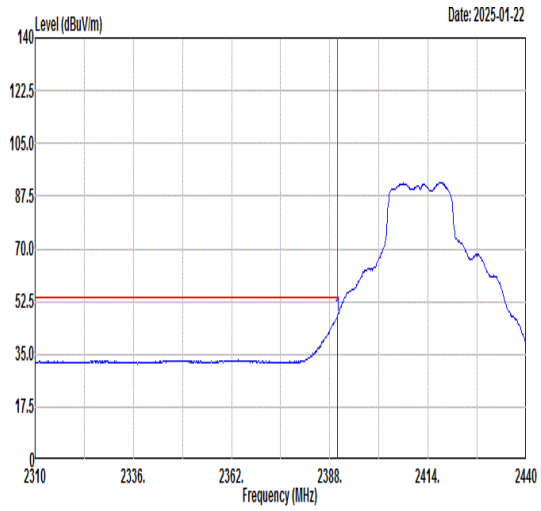 Freq Level Limit Line Margin (dB) Read Level Ant Factor Cable Loss Preamp Factor APos TPos Remark MHz dBuV/m dBuV/m dBuV dB/m dB dB cm deg 1 2389.95 47.48 54.00 -6.52 45.48 30.78 5.36 34.14 400 218 AVERAGE	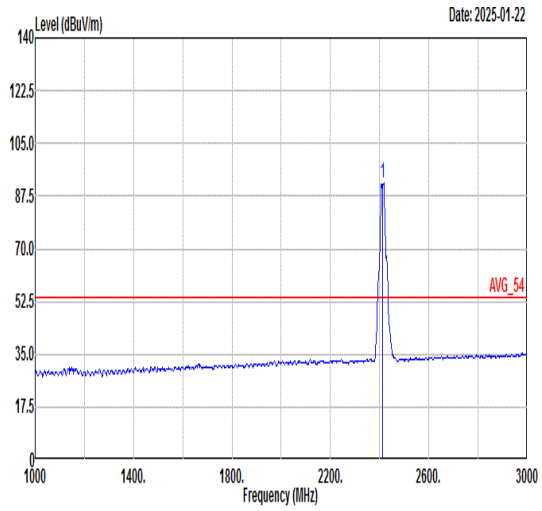 Freq Level Limit Line Margin (dB) Read Level Ant Factor Cable Loss Preamp Factor APos TPos Remark MHz dBuV/m dBuV/m dBuV dB/m dB dB cm deg 1 2412.00 91.96 ------ ------ 89.92 30.78 5.39 34.13 400 218 AVERAGE

Mode	22	
	Band Edge	
	2400-2483.5_802.11g_CH01_2412MHz	
ANT	STBC 10+11	
Pol.	Vertical	Fundamental
Peak	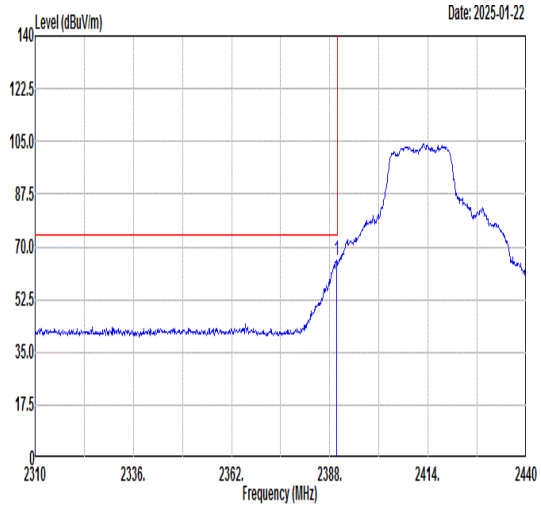 Freq Level Limit Line Margin (dB) Read Level Ant Factor Cable Loss Preamp Factor APos TPos Remark MHz dBuV/m dBuV/m dBuV dB/m dB dB cm deg 1 2389.82 65.58 74.00 -8.42 63.58 30.78 5.36 34.14 241 270 PEAK	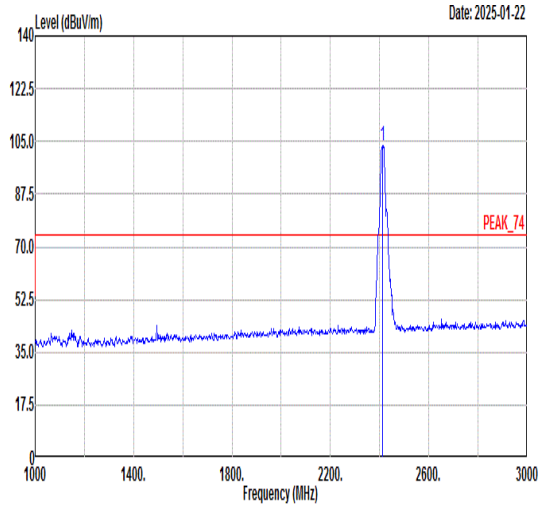 Freq Level Limit Line Margin (dB) Read Level Ant Factor Cable Loss Preamp Factor APos TPos Remark MHz dBuV/m dBuV/m dBuV dB/m dB dB cm deg 1 2412.00 103.33 ------ ------ 101.31 30.78 5.38 34.14 241 270 PEAK
Avg	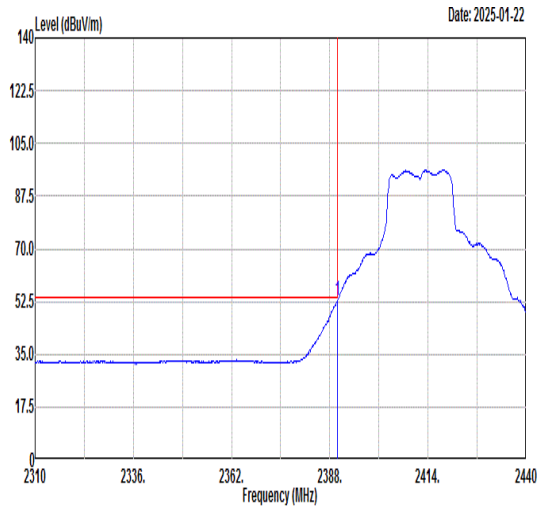 Freq Level Limit Line Margin (dB) Read Level Ant Factor Cable Loss Preamp Factor APos TPos Remark MHz dBuV/m dBuV/m dBuV dB/m dB dB cm deg 1 2389.95 52.74 54.00 -1.26 50.74 30.78 5.36 34.14 241 270 AVERAGE	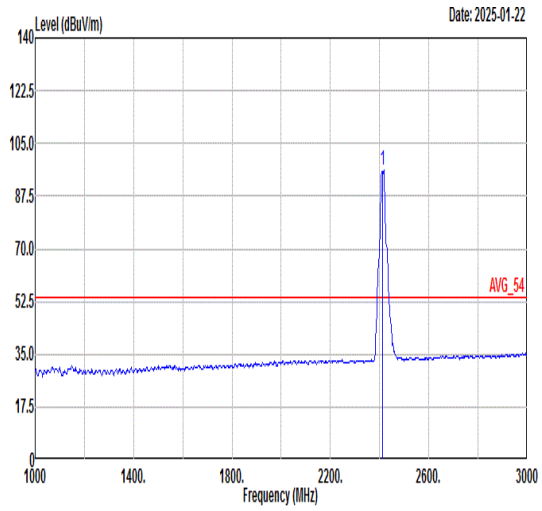 Freq Level Limit Line Margin (dB) Read Level Ant Factor Cable Loss Preamp Factor APos TPos Remark MHz dBuV/m dBuV/m dBuV dB/m dB dB cm deg 1 2412.00 95.94 ------ ------ 93.90 30.78 5.39 34.13 241 270 AVERAGE

Mode	22	
	Harmonic	
	2400-2483.5_802.11g_CH01_2412MHz	
ANT	STBC 10+11	
Pol.	Horizontal	Vertical
Peak Avg	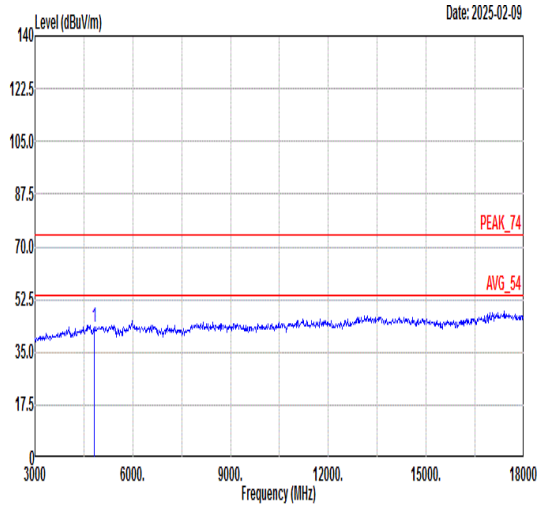 Freq Level Limit Line Margin Read Level Ant Factor Cable Loss Preamp Factor APos TPos Remark MHz dBuV/m dBuV/m dB dBuV dB/m dB dB cm deg 1 4824.00 43.31 74.00 -30.69 62.85 36.42 8.88 64.84 --- --- Peak	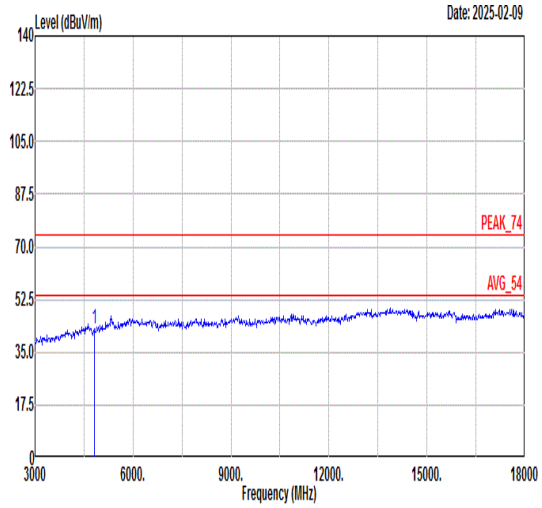 Freq Level Limit Line Margin Read Level Ant Factor Cable Loss Preamp Factor APos TPos Remark MHz dBuV/m dBuV/m dB dBuV dB/m dB dB cm deg 1 4824.00 42.61 74.00 -31.39 62.15 36.42 8.88 64.84 --- --- Peak

Mode	23	
	Harmonic	
	2400-2483.5_802.11g_CH06_2437MHz	
ANT	STBC 10+11	
Pol.	Horizontal	Vertical
Peak Avg	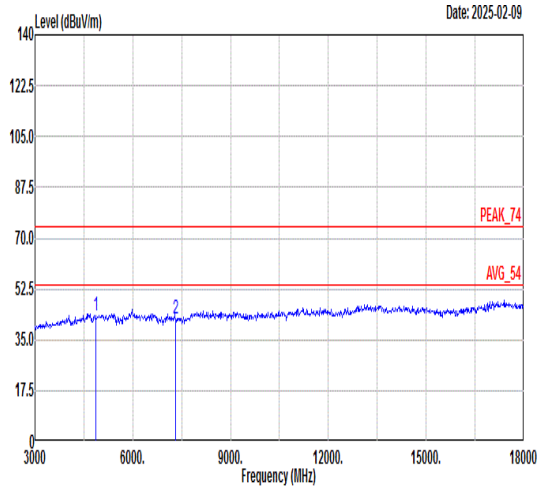 Freq Level Limit Line Margin Read Level Ant Factor Cable Loss Preamp Factor APos TPos Remark MHz dBuV/m dBuV/m dB dBuV dB/m dB dB cm deg 1 4874.00 43.53 74.00 -30.47 63.14 36.50 8.72 64.83 --- --- Peak 2 7311.00 42.23 74.00 -31.77 60.17 36.89 10.18 65.01 --- --- Peak	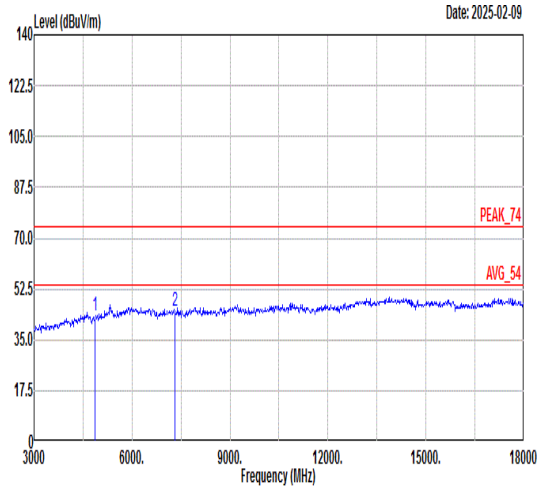 Freq Level Limit Line Margin Read Level Ant Factor Cable Loss Preamp Factor APos TPos Remark MHz dBuV/m dBuV/m dB dBuV dB/m dB dB cm deg 1 4874.00 43.17 74.00 -30.83 62.78 36.50 8.72 64.83 --- --- Peak 2 7311.00 45.14 74.00 -28.86 63.08 36.89 10.18 65.01 --- --- Peak

Mode	24	
	Band Edge	
	2400-2483.5_802.11g_CH11_2462MHz	
ANT	STBC 10+11	
Pol.	Horizontal	Fundamental
Peak	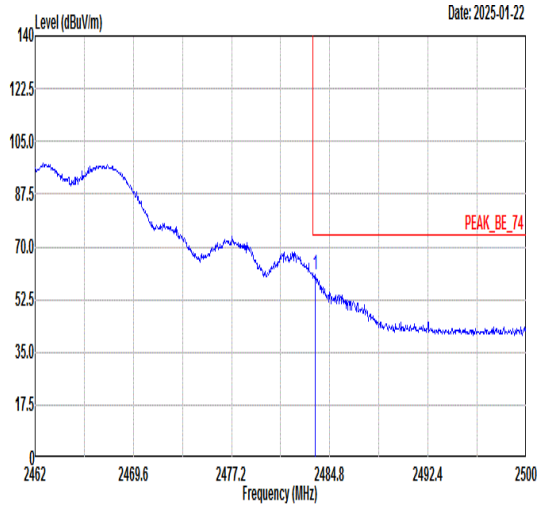 Freq Level Limit Line Margin (dB) Read Level Ant Factor Cable Loss Preamp Factor APos TPos Remark MHz dBuV/m dBuV/m dBuV dB/m dB dB cm deg 1 2483.70 60.67 74.00 -13.33 58.52 30.80 5.46 34.11 391 0 PEAK	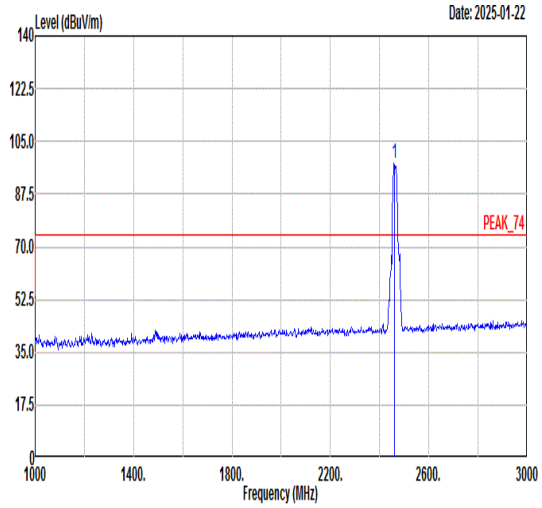 Freq Level Limit Line Margin (dB) Read Level Ant Factor Cable Loss Preamp Factor APos TPos Remark MHz dBuV/m dBuV/m dBuV dB/m dB dB cm deg 1 2462.00 97.70 ------ ------ 95.60 30.79 5.43 34.12 391 0 PEAK
Avg	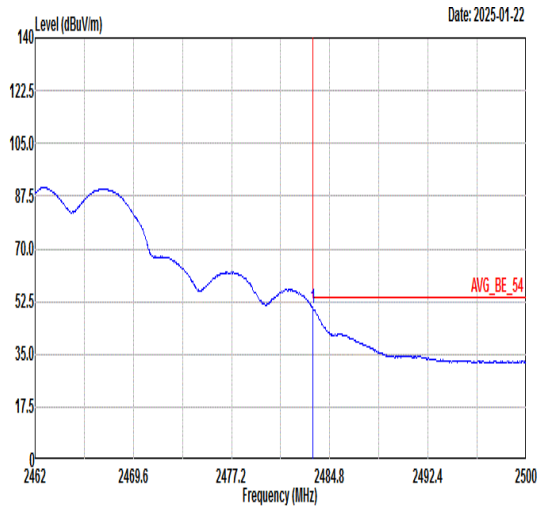 Freq Level Limit Line Margin (dB) Read Level Ant Factor Cable Loss Preamp Factor APos TPos Remark MHz dBuV/m dBuV/m dBuV dB/m dB dB cm deg 1 2483.51 50.31 54.00 -3.69 48.16 30.80 5.46 34.11 391 0 AVERAGE	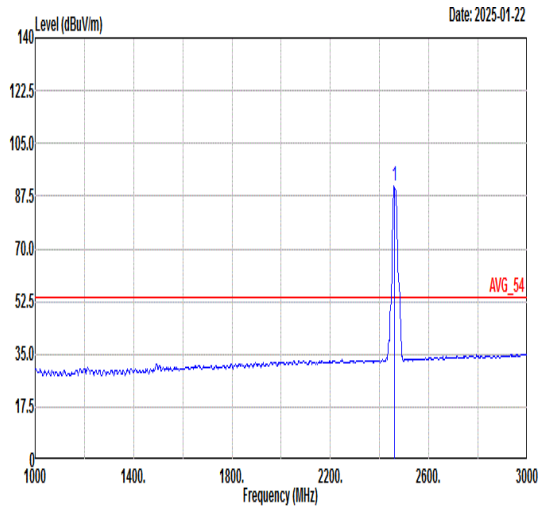 Freq Level Limit Line Margin (dB) Read Level Ant Factor Cable Loss Preamp Factor APos TPos Remark MHz dBuV/m dBuV/m dBuV dB/m dB dB cm deg 1 2462.00 90.65 ------ ------ 88.55 30.79 5.43 34.12 391 0 AVERAGE

Mode	24	
	Band Edge	
	2400-2483.5_802.11g_CH11_2462MHz	
ANT	STBC 10+11	
Pol.	Vertical	Fundamental
Peak	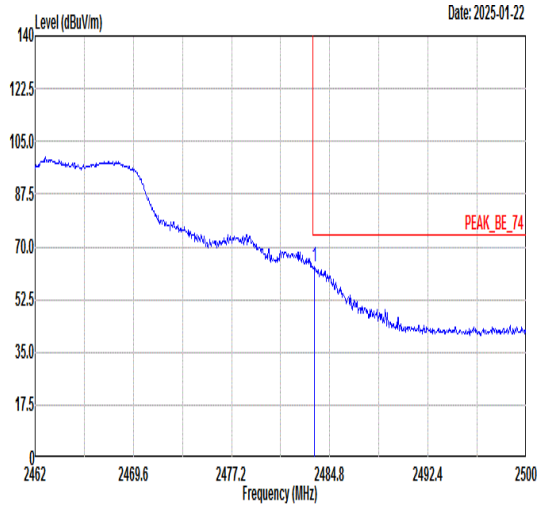 Freq Level Limit Line Margin (dB) Read Level Ant Factor Cable Loss Preamp Factor APos TPos Remark MHz dBuV/m dBuV/m dBuV dB/m dB dB cm deg 1 2483.58 63.63 74.00 -10.37 61.48 30.80 5.46 34.11 205 271 PEAK	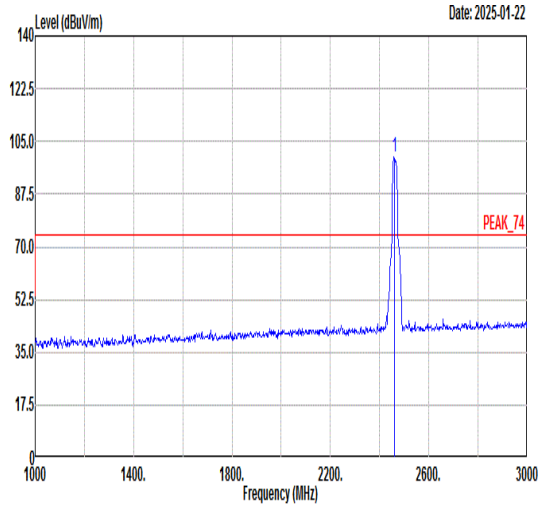 Freq Level Limit Line Margin (dB) Read Level Ant Factor Cable Loss Preamp Factor APos TPos Remark MHz dBuV/m dBuV/m dBuV dB/m dB dB cm deg 1 2462.00 99.65 ------ ------ 97.55 30.79 5.43 34.12 205 271 PEAK
Avg	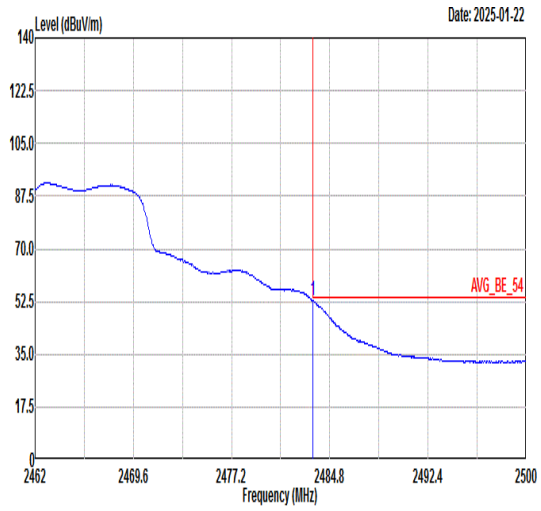 Freq Level Limit Line Margin (dB) Read Level Ant Factor Cable Loss Preamp Factor APos TPos Remark MHz dBuV/m dBuV/m dBuV dB/m dB dB cm deg 1 2483.51 52.84 54.00 -1.16 50.69 30.80 5.46 34.11 205 271 AVERAGE	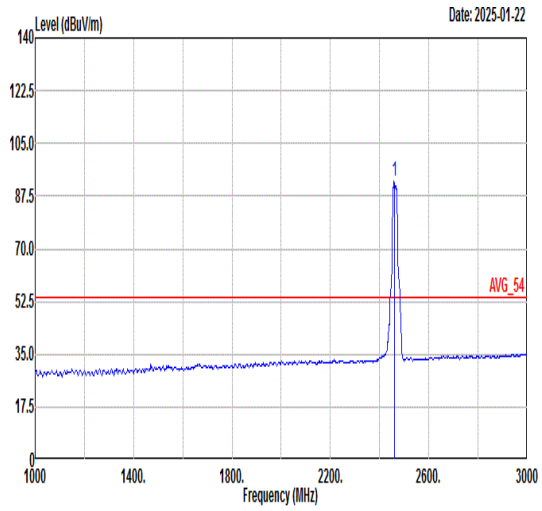 Freq Level Limit Line Margin (dB) Read Level Ant Factor Cable Loss Preamp Factor APos TPos Remark MHz dBuV/m dBuV/m dBuV dB/m dB dB cm deg 1 2462.00 92.29 ------ ------ 90.19 30.79 5.43 34.12 205 271 AVERAGE

Mode	24	
	Harmonic	
	2400-2483.5_802.11g_CH11_2462MHz	
ANT	STBC 10+11	
Pol.	Horizontal	Vertical
Peak Avg	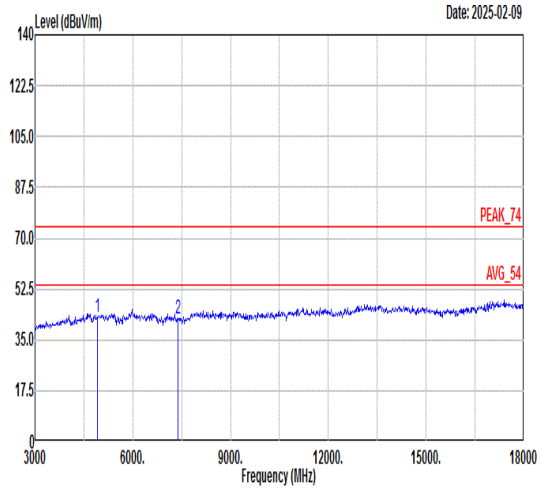 Freq Level Limit Line Margin Read Level Ant Factor Cable Loss Preamp Factor APos TPos Remark MHz dBuV/m dBuV/m dB dBuV dB/m dB dB cm deg 1 4924.00 42.78 74.00 -31.22 62.45 36.58 8.57 64.82 --- --- Peak 2 7386.00 42.12 74.00 -31.88 60.11 36.81 10.18 64.98 --- --- Peak	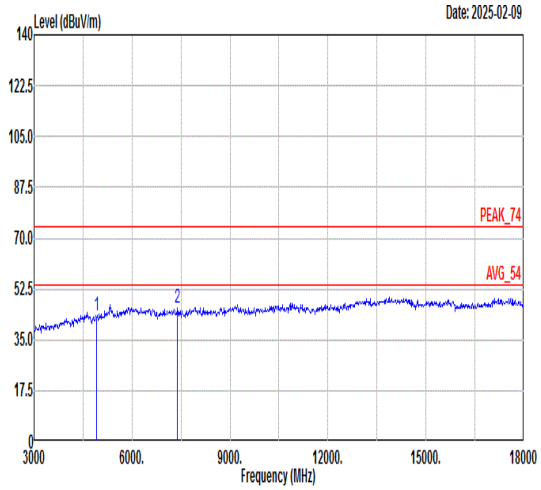 Freq Level Limit Line Margin Read Level Ant Factor Cable Loss Preamp Factor APos TPos Remark MHz dBuV/m dBuV/m dB dBuV dB/m dB dB cm deg 1 4924.00 43.22 74.00 -30.78 62.89 36.58 8.57 64.82 --- --- Peak 2 7386.00 45.85 74.00 -28.15 63.84 36.81 10.18 64.98 --- --- Peak

Mode	25	
	Band Edge	
	2400-2483.5_802.11ax HE20_CH01_Full RU_2412MHz	
ANT	STBC 10+11	
Pol.	Horizontal	Fundamental
Peak	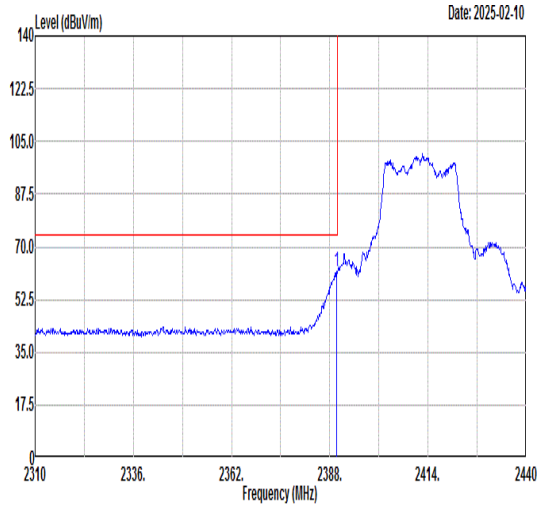 Freq Level Limit Line Margin (dB) Read Level Ant Factor Cable Loss Preamp Factor APos TPos Remark MHz dBuV/m dBuV/m dBuV dB/m dB dB cm deg 1 2389.82 61.77 74.00 -12.23 59.77 30.78 5.36 34.14 304 0 PEAK	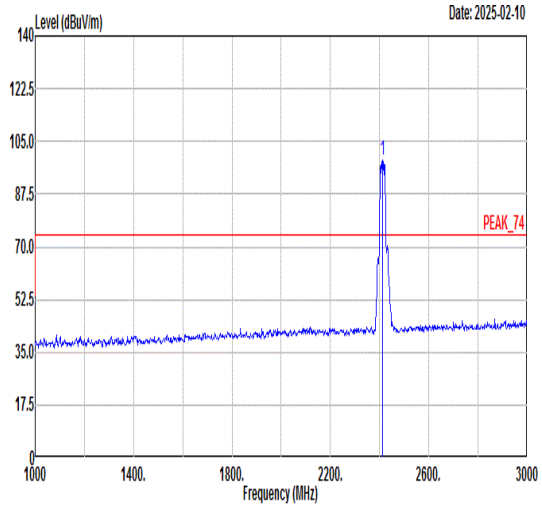 Freq Level Limit Line Margin (dB) Read Level Ant Factor Cable Loss Preamp Factor APos TPos Remark MHz dBuV/m dBuV/m dBuV dB/m dB dB cm deg 1 2412.00 98.77 ------ ------ 96.75 30.78 5.38 34.14 304 0 PEAK
Avg	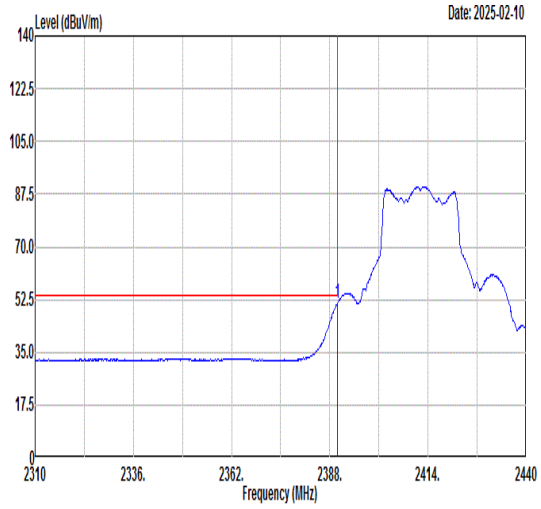 Freq Level Limit Line Margin (dB) Read Level Ant Factor Cable Loss Preamp Factor APos TPos Remark MHz dBuV/m dBuV/m dBuV dB/m dB dB cm deg 1 2389.95 51.23 54.00 -2.77 49.23 30.78 5.36 34.14 304 0 AVERAGE	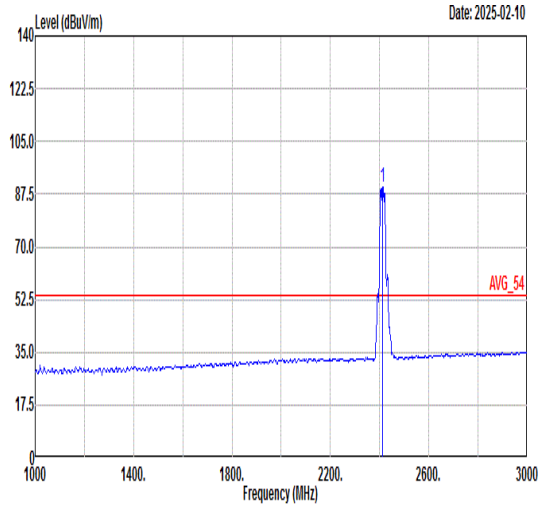 Freq Level Limit Line Margin (dB) Read Level Ant Factor Cable Loss Preamp Factor APos TPos Remark MHz dBuV/m dBuV/m dBuV dB/m dB dB cm deg 1 2412.00 90.07 ------ ------ 88.05 30.78 5.38 34.14 304 0 AVERAGE

Mode	25	
	Band Edge	
	2400-2483.5_802.11ax HE20_CH01_Full RU_2412MHz	
ANT	STBC 10+11	
Pol.	Vertical	Fundamental
Peak	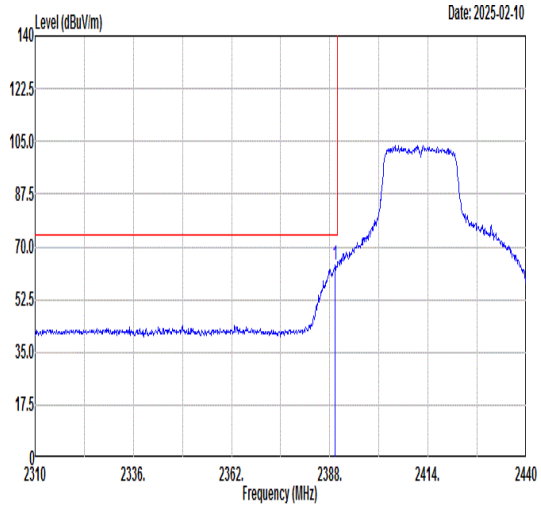 Freq Level Limit Line Margin (dB) Read Level Ant Factor Cable Loss Preamp Factor APos TPos Remark MHz dBuV/m dBuV/m dBuV dB/m dB dB cm deg 1 2389.43 63.87 74.00 -10.13 61.87 30.78 5.36 34.14 139 239 PEAK	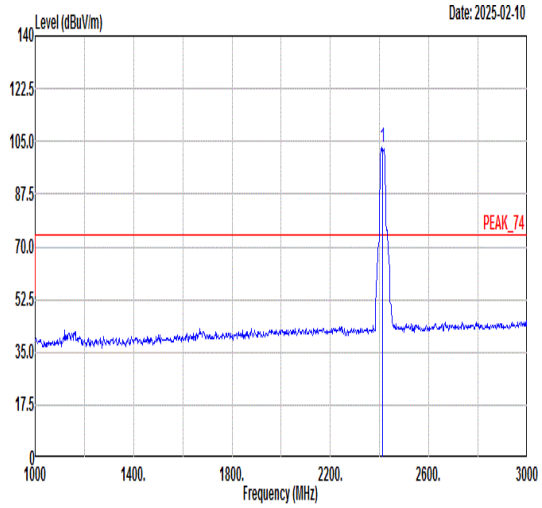 Freq Level Limit Line Margin (dB) Read Level Ant Factor Cable Loss Preamp Factor APos TPos Remark MHz dBuV/m dBuV/m dBuV dB/m dB dB cm deg 1 2412.00 103.25 ------ ------ 101.23 30.78 5.38 34.14 139 239 PEAK
Avg	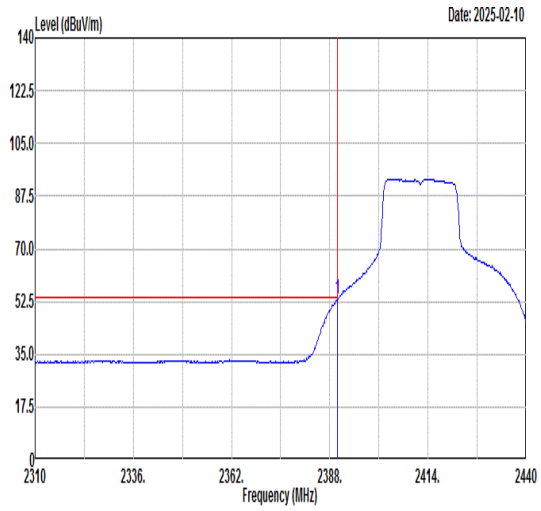 Freq Level Limit Line Margin (dB) Read Level Ant Factor Cable Loss Preamp Factor APos TPos Remark MHz dBuV/m dBuV/m dBuV dB/m dB dB cm deg 1 2389.95 53.16 54.00 -0.84 51.16 30.78 5.36 34.14 139 239 AVERAGE	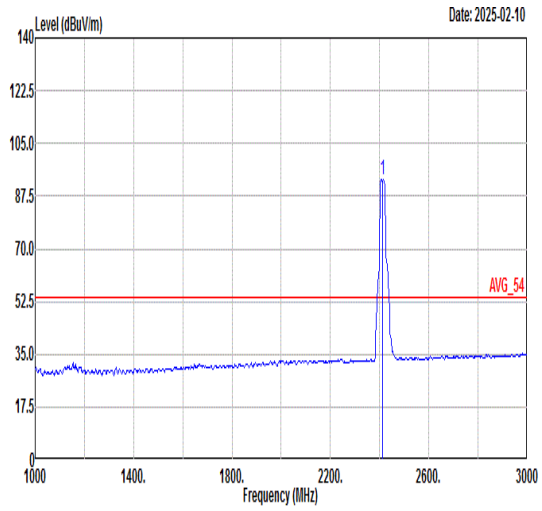 Freq Level Limit Line Margin (dB) Read Level Ant Factor Cable Loss Preamp Factor APos TPos Remark MHz dBuV/m dBuV/m dBuV dB/m dB dB cm deg 1 2412.00 92.96 ------ ------ 90.95 30.78 5.37 34.14 139 239 AVERAGE

Mode	25	
	Harmonic	
	2400-2483.5_802.11ax HE20_CH01_Full RU_2412MHz	
ANT	STBC 10+11	
Pol.	Horizontal	Vertical
Peak Avg	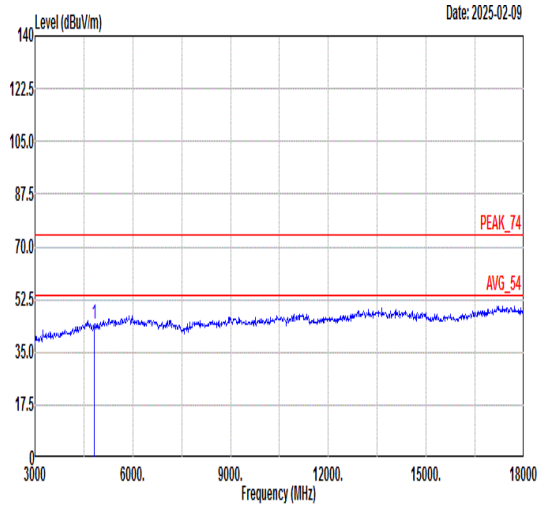 Freq Level Limit Line Margin Read Level Ant Factor Cable Loss Preamp Factor APos TPos Remark MHz dBuV/m dBuV/m dB dBuV dB/m dB dB cm deg 1 4824.00 44.17 74.00 -29.83 63.71 36.42 8.88 64.84 --- --- Peak	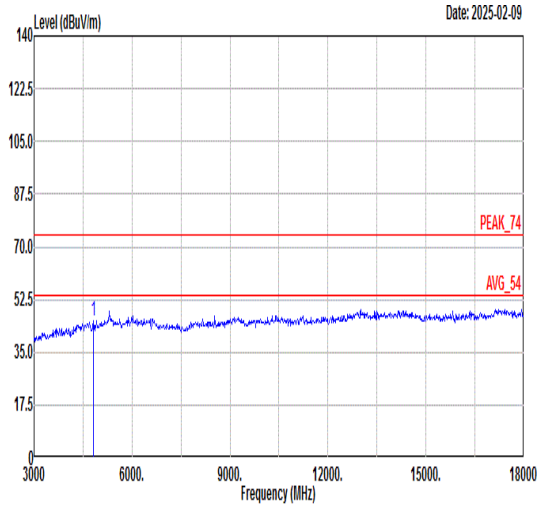 Freq Level Limit Line Margin Read Level Ant Factor Cable Loss Preamp Factor APos TPos Remark MHz dBuV/m dBuV/m dB dBuV dB/m dB dB cm deg 1 4824.00 45.36 74.00 -28.64 64.90 36.42 8.88 64.84 --- --- Peak

Mode	26	
	Harmonic	
	2400-2483.5_802.11ax HE20_CH06_Full RU_2437MHz	
ANT	STBC 10+11	
Pol.	Horizontal	Vertical
Peak Avg	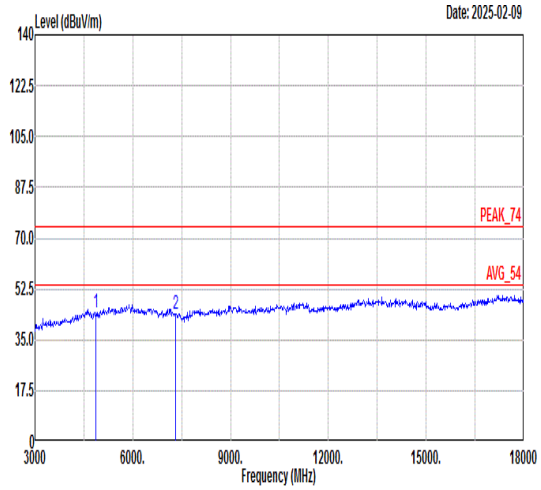 Freq Level Limit Line Margin Read Level Ant Factor Cable Loss Preamp Factor APos TPos Remark MHz dBuV/m dBuV/m dB dBuV dB/m dB dB cm deg 1 4874.00 44.20 74.00 -29.80 63.81 36.50 8.72 64.83 --- --- Peak 2 7311.00 43.63 74.00 -30.37 61.57 36.89 10.18 65.01 --- --- Peak	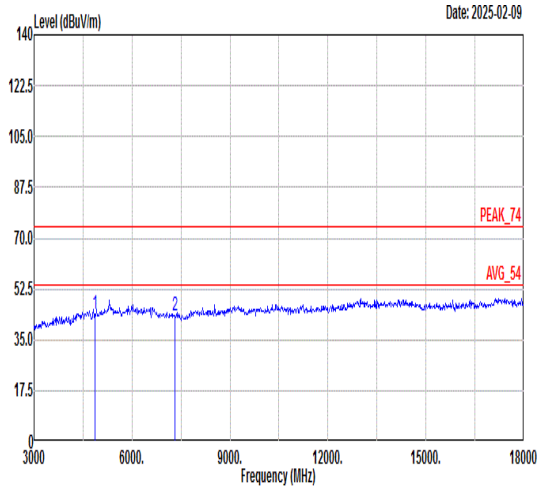 Freq Level Limit Line Margin Read Level Ant Factor Cable Loss Preamp Factor APos TPos Remark MHz dBuV/m dBuV/m dB dBuV dB/m dB dB cm deg 1 4874.00 43.73 74.00 -30.27 63.34 36.50 8.72 64.83 --- --- Peak 2 7311.00 43.30 74.00 -30.70 61.24 36.89 10.18 65.01 --- --- Peak

Mode	27	
	Band Edge	
	2400-2483.5_802.11ax HE20_CH11_Full RU_2462MHz	
ANT	STBC 10+11	
Pol.	Horizontal	Fundamental
Peak	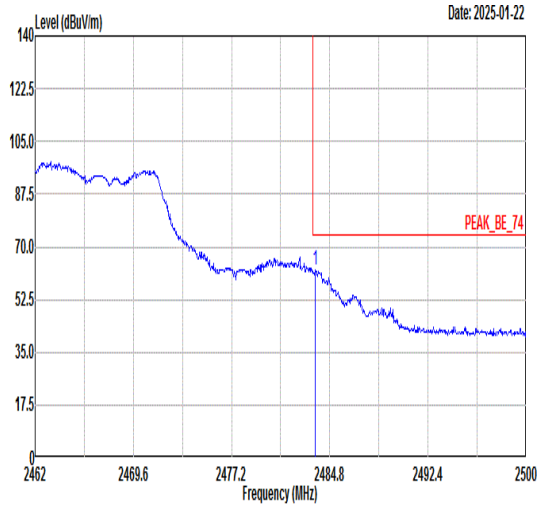 Freq Level Limit Line Margin (dB) Read Level Ant Factor Cable Loss Preamp Factor APos TPos Remark MHz dBuV/m dBuV/m dBuV dB/m dB dB cm deg 1 2483.70 62.39 74.00 -11.61 60.24 30.80 5.46 34.11 308 0 PEAK	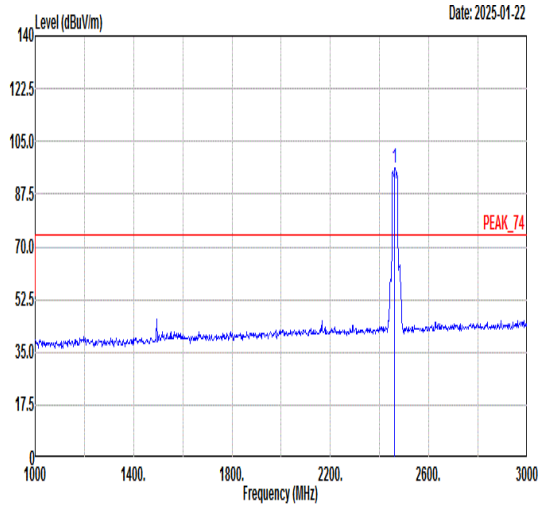 Freq Level Limit Line Margin (dB) Read Level Ant Factor Cable Loss Preamp Factor APos TPos Remark MHz dBuV/m dBuV/m dBuV dB/m dB dB cm deg 1 2462.00 96.11 ------ ------ 93.99 30.79 5.44 34.11 308 0 PEAK
Avg	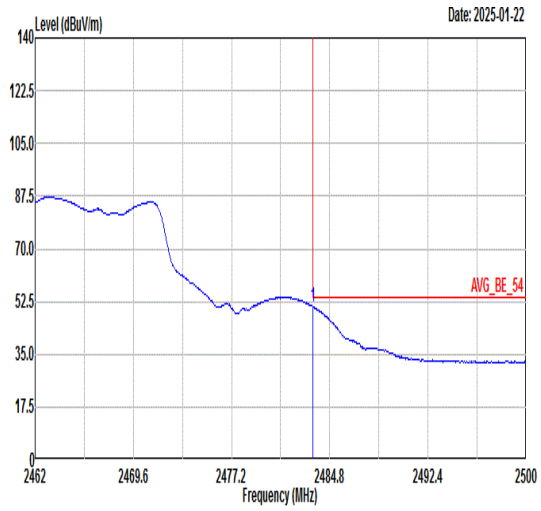 Freq Level Limit Line Margin (dB) Read Level Ant Factor Cable Loss Preamp Factor APos TPos Remark MHz dBuV/m dBuV/m dBuV dB/m dB dB cm deg 1 2483.51 50.79 54.00 -3.21 48.64 30.80 5.46 34.11 308 0 AVERAGE	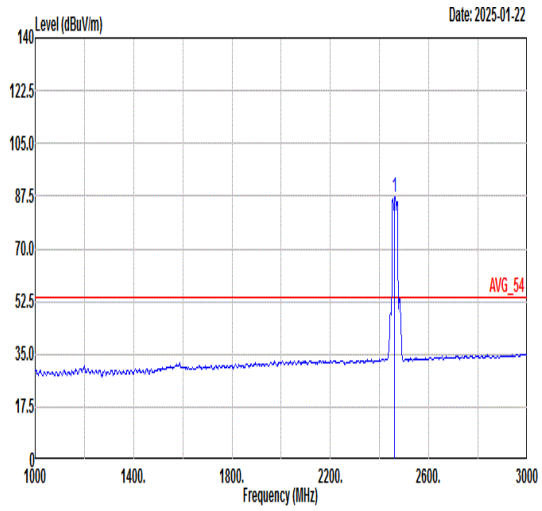 Freq Level Limit Line Margin (dB) Read Level Ant Factor Cable Loss Preamp Factor APos TPos Remark MHz dBuV/m dBuV/m dBuV dB/m dB dB cm deg 1 2462.00 87.12 ------ ------ 85.00 30.79 5.44 34.11 308 0 AVERAGE

Mode	27	
	Band Edge	
	2400-2483.5_802.11ax HE20_CH11_Full RU_2462MHz	
ANT	STBC 10+11	
Pol.	Vertical	Fundamental
Peak	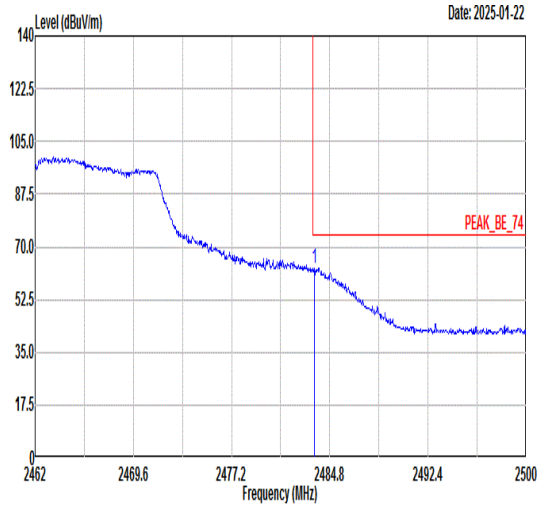 Freq Level Limit Line Margin (dB) Read Level Ant Factor Cable Loss Preamp Factor APos TPos Remark MHz dBuV/m dBuV/m dBuV dB/m dB dB cm deg 1 2483.58 63.10 74.00 -10.90 60.95 30.80 5.46 34.11 202 273 PEAK	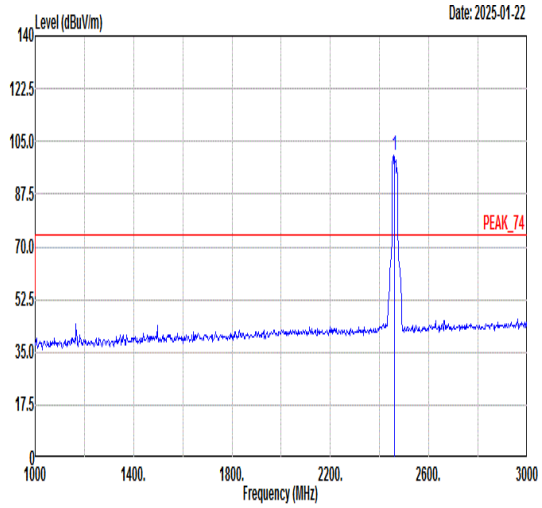 Freq Level Limit Line Margin (dB) Read Level Ant Factor Cable Loss Preamp Factor APos TPos Remark MHz dBuV/m dBuV/m dBuV dB/m dB dB cm deg 1 2462.00 100.24 ------ ------ 98.14 30.79 5.43 34.12 202 273 PEAK
Avg	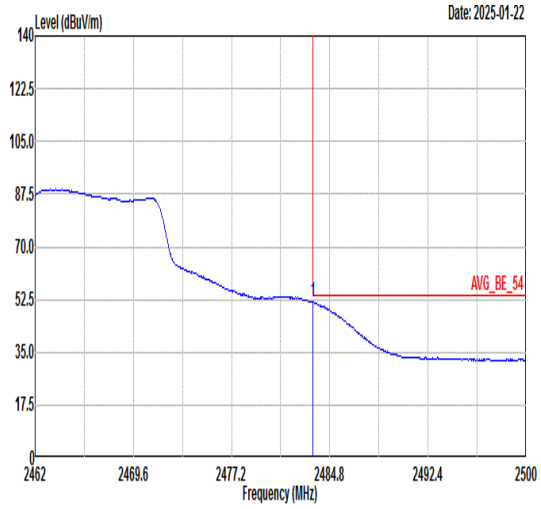 Freq Level Limit Line Margin (dB) Read Level Ant Factor Cable Loss Preamp Factor APos TPos Remark MHz dBuV/m dBuV/m dBuV dB/m dB dB cm deg 1 2483.51 51.70 54.00 -2.30 49.55 30.80 5.46 34.11 202 273 AVERAGE	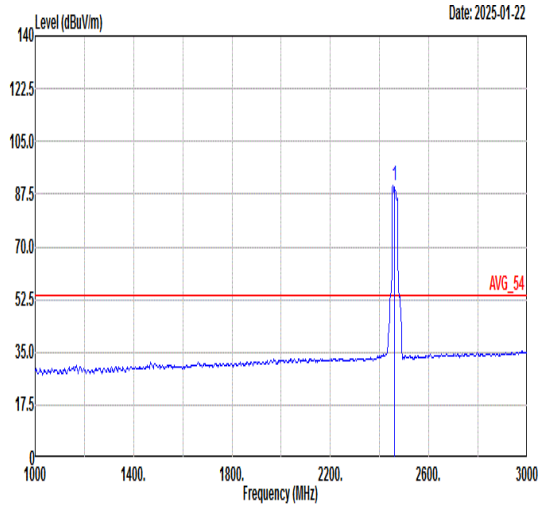 Freq Level Limit Line Margin (dB) Read Level Ant Factor Cable Loss Preamp Factor APos TPos Remark MHz dBuV/m dBuV/m dBuV dB/m dB dB cm deg 1 2462.00 90.25 ------ ------ 88.15 30.79 5.43 34.12 202 273 AVERAGE

Mode	27	
	Harmonic	
	2400-2483.5_802.11ax HE20_CH11_Full RU_2462MHz	
ANT	STBC 10+11	
Pol.	Horizontal	Vertical
Peak Avg	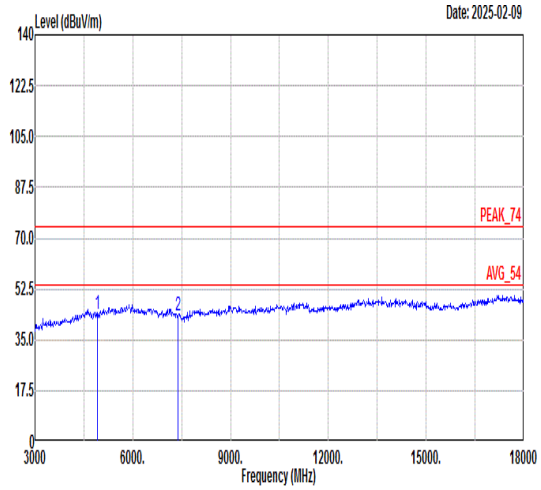 Freq Level Limit Line Margin Read Level Ant Factor Cable Loss Preamp Factor APos TPos Remark MHz dBuV/m dBuV/m dB dBuV dB/m dB dB cm deg 1 4924.00 43.59 74.00 -30.41 63.26 36.58 8.57 64.82 --- --- Peak 2 7386.00 43.54 74.00 -30.46 61.53 36.81 10.18 64.98 --- --- Peak	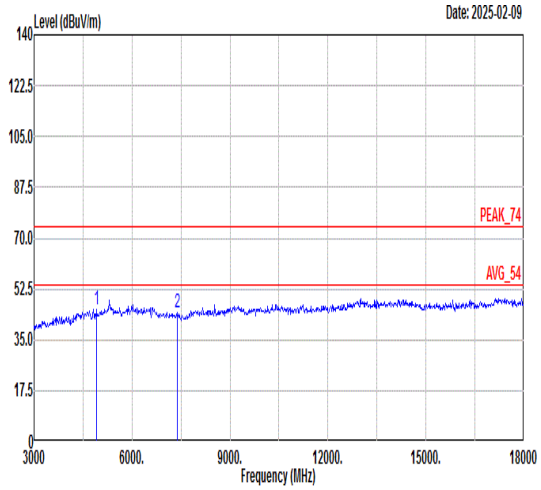 Freq Level Limit Line Margin Read Level Ant Factor Cable Loss Preamp Factor APos TPos Remark MHz dBuV/m dBuV/m dB dBuV dB/m dB dB cm deg 1 4924.00 45.28 74.00 -28.72 64.95 36.58 8.57 64.82 --- --- Peak 2 7386.00 44.25 74.00 -29.75 62.24 36.81 10.18 64.98 --- --- Peak

Mode	28	
	Band Edge - L	
	2400-2483.5_802.11ax HE40_CH03_Full RU_2422MHz	
ANT	STBC 10+11	
Pol.	Horizontal	Fundamental
Peak	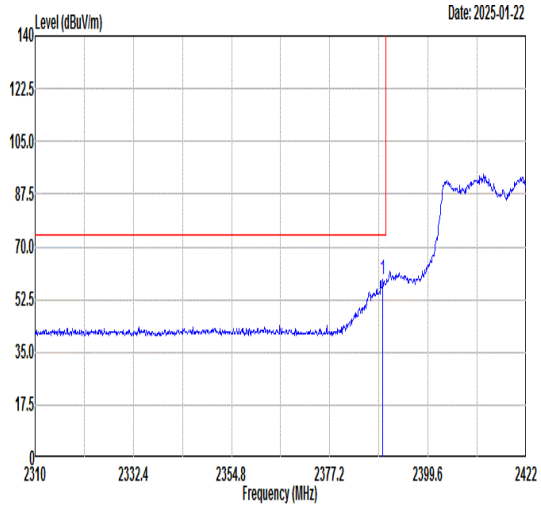 Freq Level Limit Line Margin (dB) Read Level Ant Factor Cable Loss Preamp Factor APos TPos Remark MHz dBuV/m dBuV/m dBuV dB/m dB dB cm deg 1 2389.30 59.12 74.00 -14.88 57.12 30.78 5.36 34.14 211 0 PEAK	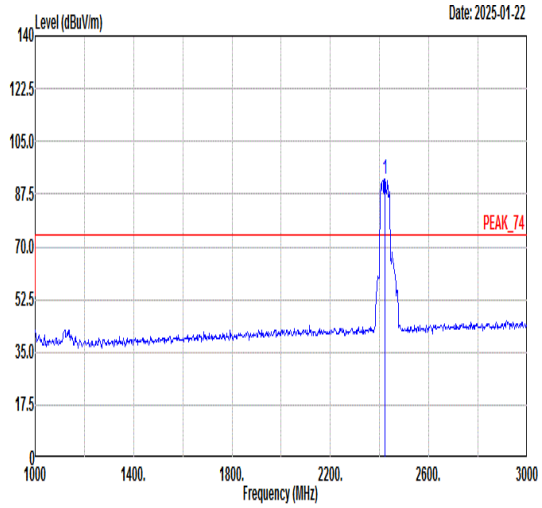 Freq Level Limit Line Margin (dB) Read Level Ant Factor Cable Loss Preamp Factor APos TPos Remark MHz dBuV/m dBuV/m dBuV dB/m dB dB cm deg 1 2422.00 92.27 ------ ------ 90.23 30.78 5.39 34.13 211 0 PEAK
Avg	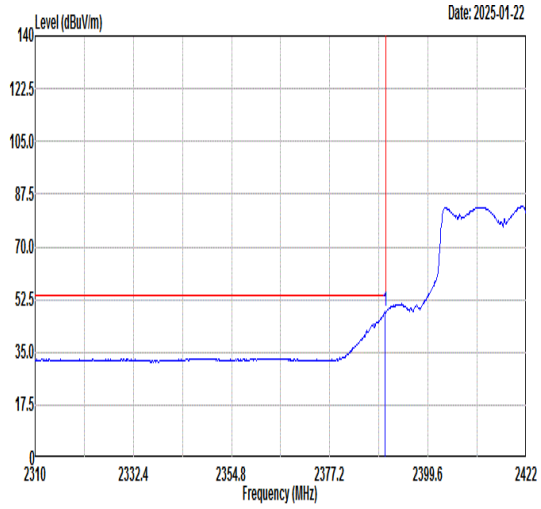 Freq Level Limit Line Margin (dB) Read Level Ant Factor Cable Loss Preamp Factor APos TPos Remark MHz dBuV/m dBuV/m dBuV dB/m dB dB cm deg 1 2389.86 48.50 54.00 -5.50 46.50 30.78 5.36 34.14 211 0 AVERAGE	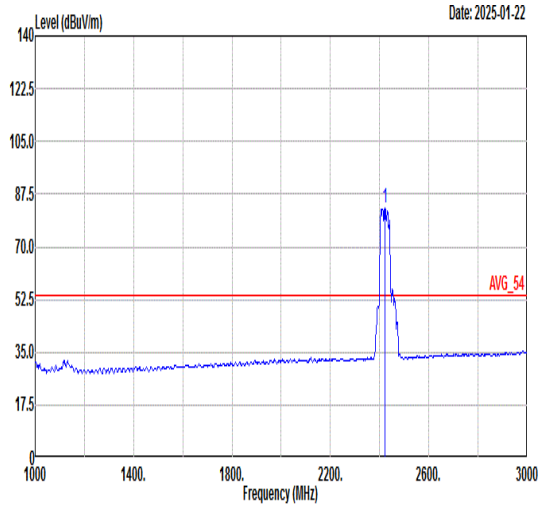 Freq Level Limit Line Margin (dB) Read Level Ant Factor Cable Loss Preamp Factor APos TPos Remark MHz dBuV/m dBuV/m dBuV dB/m dB dB cm deg 1 2422.00 82.72 ------ ------ 80.68 30.78 5.39 34.13 211 0 AVERAGE

Mode	28	
	Band Edge - R	
	2400-2483.5_802.11ax HE40_CH03_Full RU_2422MHz	
ANT	STBC 10+11	
Pol.	Horizontal	Fundamental
Peak	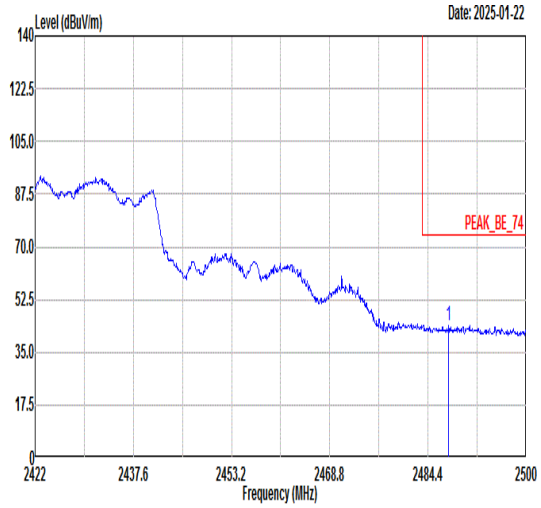 Freq Level Limit Line Margin (dB) Read Level Ant Factor Cable Loss Preamp Factor APos TPos Remark MHz dBuV/m dBuV/m dBuV dB/m dB dB cm deg 1 2487.68 43.79 74.00 -30.21 41.63 30.80 5.46 34.10 211 0 PEAK	Blank
Avg	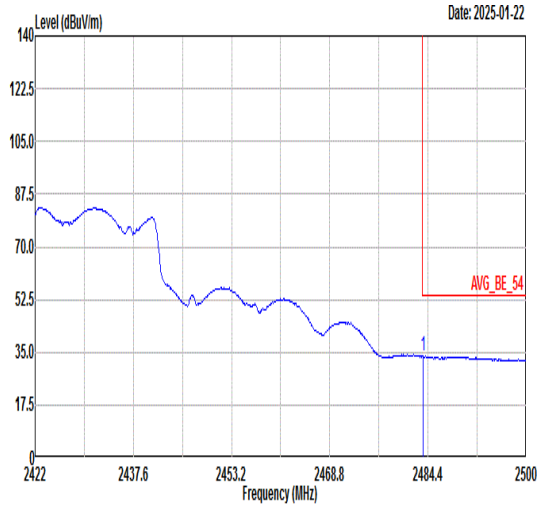 Freq Level Limit Line Margin (dB) Read Level Ant Factor Cable Loss Preamp Factor APos TPos Remark MHz dBuV/m dBuV/m dBuV dB/m dB dB cm deg 1 2483.62 33.76 54.00 -20.24 31.61 30.80 5.46 34.11 211 0 AVERAGE	Blank

Mode	28	
	Band Edge - L	
	2400-2483.5_802.11ax HE40_CH03_Full RU_2422MHz	
ANT	STBC 10+11	
Pol.	Vertical	Fundamental
Peak	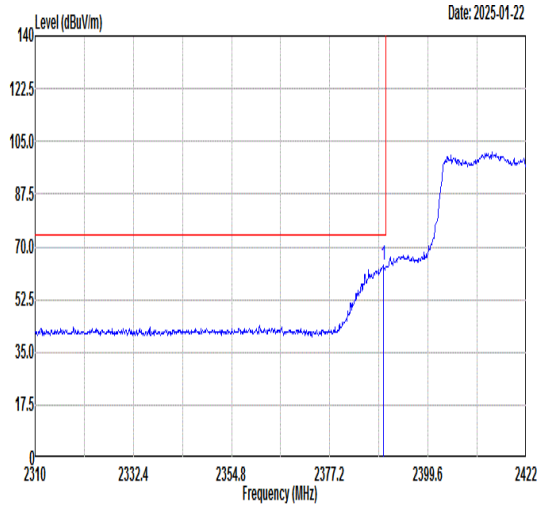 Freq Level Limit Line Margin (dB) Read Level Ant Factor Cable Loss Preamp Factor APos TPos Remark MHz dBuV/m dBuV/m dBuV dB/m dB dB cm deg 1 2389.52 64.06 74.00 -9.94 62.06 30.78 5.36 34.14 248 270 PEAK	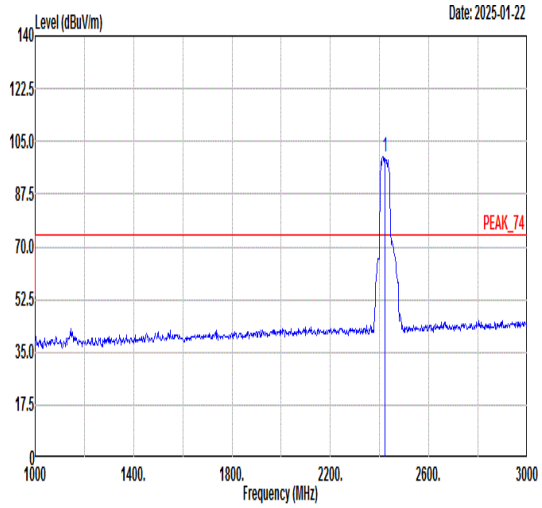 Freq Level Limit Line Margin (dB) Read Level Ant Factor Cable Loss Preamp Factor APos TPos Remark MHz dBuV/m dBuV/m dBuV dB/m dB dB cm deg 1 2422.00 99.80 ------ ------ 97.78 30.78 5.38 34.14 248 270 PEAK
Avg	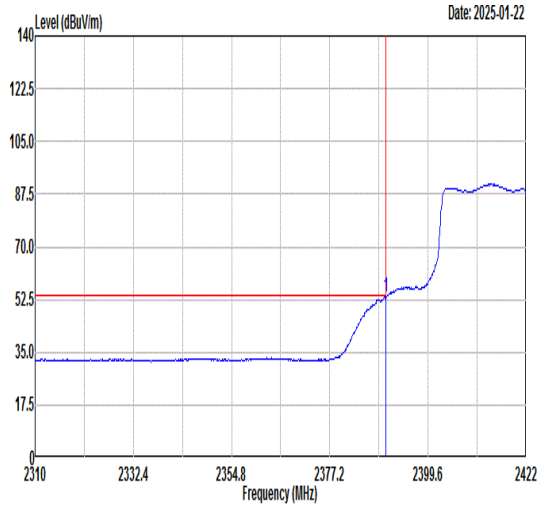 Freq Level Limit Line Margin (dB) Read Level Ant Factor Cable Loss Preamp Factor APos TPos Remark MHz dBuV/m dBuV/m dBuV dB/m dB dB cm deg 1 2389.97 53.27 54.00 -0.73 51.27 30.78 5.36 34.14 248 270 AVERAGE	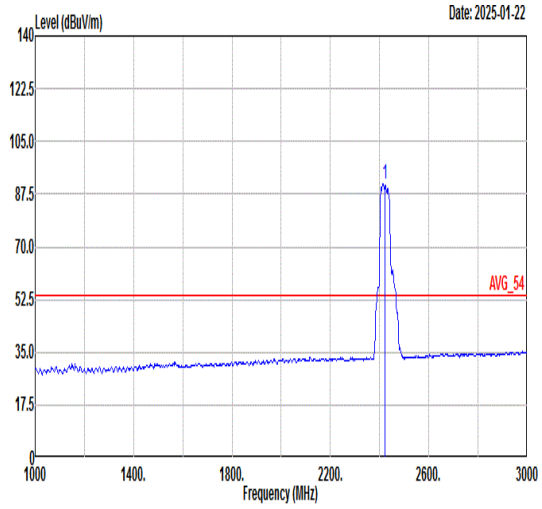 Freq Level Limit Line Margin (dB) Read Level Ant Factor Cable Loss Preamp Factor APos TPos Remark MHz dBuV/m dBuV/m dBuV dB/m dB dB cm deg 1 2422.00 90.85 ------ ------ 88.82 30.78 5.38 34.13 248 270 AVERAGE

Mode	28	
	Band Edge - R	
	2400-2483.5_802.11ax HE40_CH03_Full RU_2422MHz	
ANT	STBC 10+11	
Pol.	Vertical	Fundamental
Peak	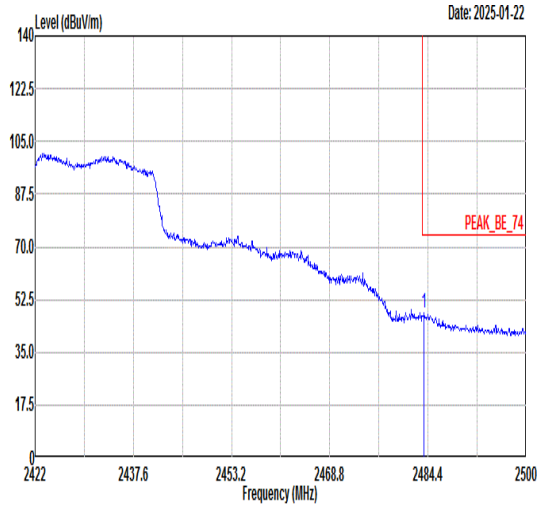 Freq Level Limit Line Margin (dB) Read Level Ant Factor Cable Loss Preamp Factor APos TPos Remark MHz dBuV/m dBuV/m dBuV dB/m dB dB cm deg 1 2483.78 48.22 74.00 -25.78 46.07 30.80 5.46 34.11 248 270 PEAK	Blank
Avg	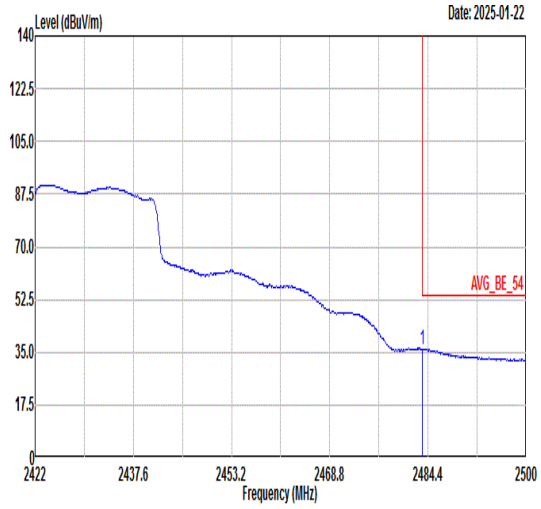 Freq Level Limit Line Margin (dB) Read Level Ant Factor Cable Loss Preamp Factor APos TPos Remark MHz dBuV/m dBuV/m dBuV dB/m dB dB cm deg 1 2483.54 36.05 54.00 -17.95 33.90 30.80 5.46 34.11 248 270 AVERAGE	Blank

Mode	28	
	Harmonic	
	2400-2483.5_802.11ax HE40_CH03_Full RU_2422MHz	
ANT	STBC 10+11	
Pol.	Horizontal	Vertical
Peak Avg	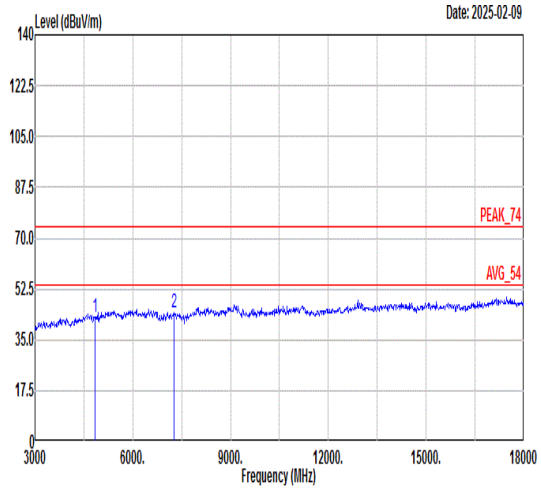 Freq Level Limit Line Margin Read Level Ant Factor Cable Loss Preamp Factor APos TPos Remark MHz dBuV/m dBuV/m dB dBuV dB/m dB dB cm deg 1 4844.00 42.84 74.00 -31.16 62.41 36.45 8.81 64.83 --- --- Peak 2 7266.00 44.27 74.00 -29.73 62.18 36.93 10.18 65.02 --- --- Peak	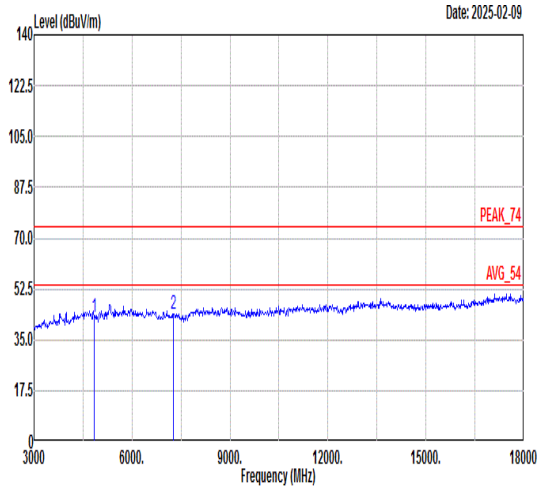 Freq Level Limit Line Margin Read Level Ant Factor Cable Loss Preamp Factor APos TPos Remark MHz dBuV/m dBuV/m dB dBuV dB/m dB dB cm deg 1 4844.00 42.88 74.00 -31.12 62.45 36.45 8.81 64.83 --- --- Peak 2 7266.00 43.86 74.00 -30.14 61.77 36.93 10.18 65.02 --- --- Peak

Mode	29	
	Band Edge - L	
	2400-2483.5_802.11ax HE40_CH06_Full RU_2437MHz	
ANT	STBC 10+11	
Pol.	Horizontal	Fundamental
Peak	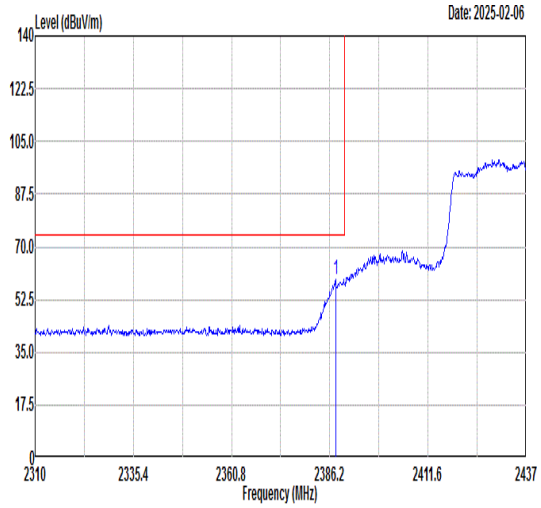 Freq Level Limit Line Margin (dB) Read Level Ant Factor Cable Loss Preamp Factor APos TPos Remark MHz dBuV/m dBuV/m dBuV dB/m dB dB cm deg 1 2387.72 59.20 74.00 -14.80 57.20 30.78 5.36 34.14 308 209 PEAK	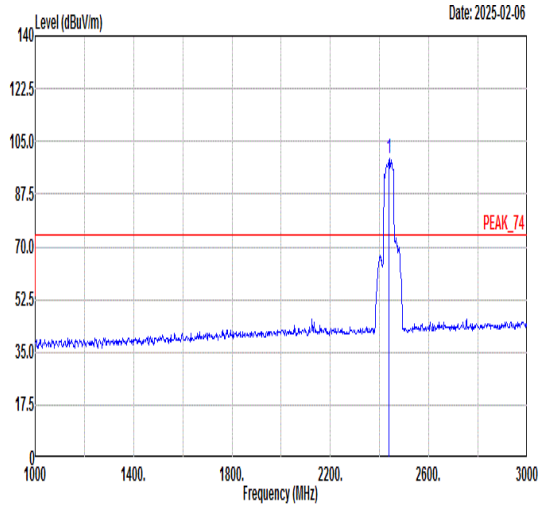 Freq Level Limit Line Margin (dB) Read Level Ant Factor Cable Loss Preamp Factor APos TPos Remark MHz dBuV/m dBuV/m dBuV dB/m dB dB cm deg 1 2437.00 99.45 ------ ------ 97.37 30.79 5.41 34.12 308 209 PEAK
Avg	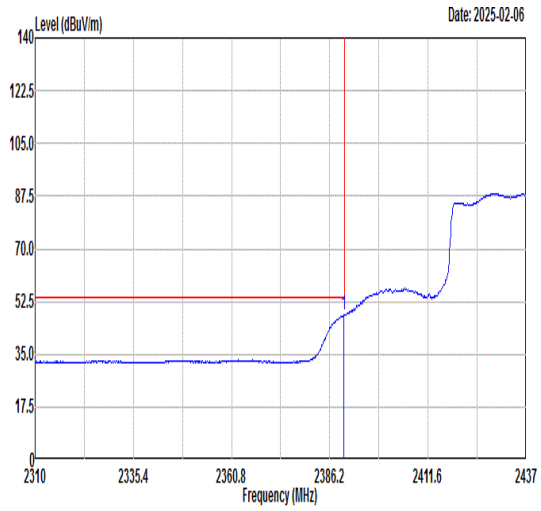 Freq Level Limit Line Margin (dB) Read Level Ant Factor Cable Loss Preamp Factor APos TPos Remark MHz dBuV/m dBuV/m dBuV dB/m dB dB cm deg 1 2389.76 47.92 54.00 -6.08 45.92 30.78 5.36 34.14 308 209 AVERAGE	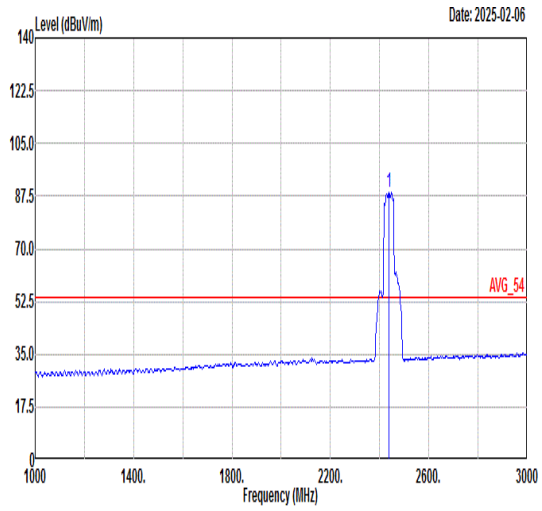 Freq Level Limit Line Margin (dB) Read Level Ant Factor Cable Loss Preamp Factor APos TPos Remark MHz dBuV/m dBuV/m dBuV dB/m dB dB cm deg 1 2437.00 88.58 ------ ------ 86.49 30.79 5.42 34.12 308 209 AVERAGE

Mode	29	
	Band Edge - R	
	2400-2483.5_802.11ax HE40_CH06_Full RU_2437MHz	
ANT	STBC 10+11	
Pol.	Horizontal	Fundamental
Peak	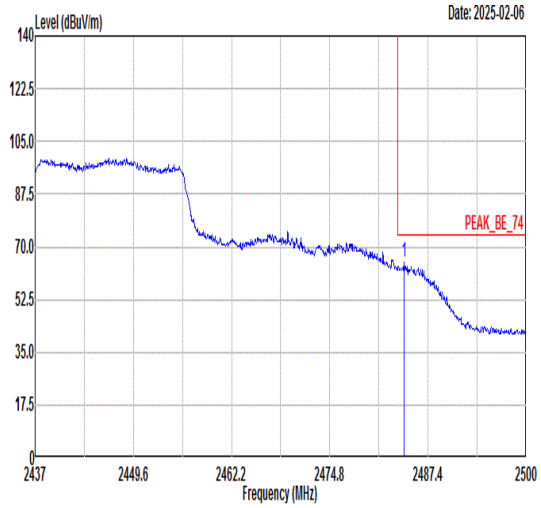 Freq Level Limit Line Margin (dB) Read Level Ant Factor Cable Loss Preamp Factor APos TPos Remark MHz dBuV/m dBuV/m dBuV dB/m dB dB cm deg 1 2484.31 65.00 74.00 -9.00 62.85 30.80 5.46 34.11 308 209 PEAK	Blank
Avg	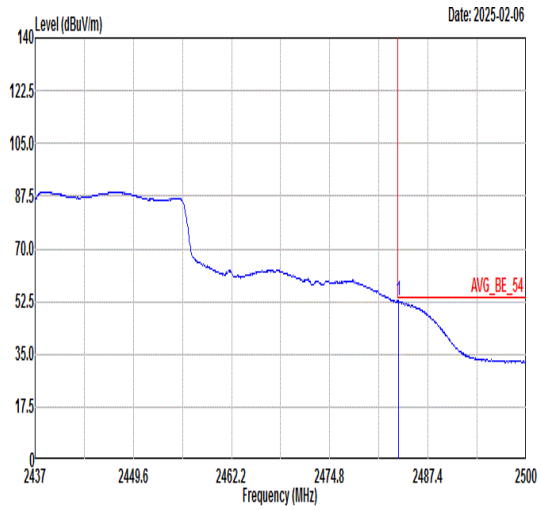 Freq Level Limit Line Margin (dB) Read Level Ant Factor Cable Loss Preamp Factor APos TPos Remark MHz dBuV/m dBuV/m dBuV dB/m dB dB cm deg 1 2483.62 52.66 54.00 -1.34 50.51 30.80 5.46 34.11 308 209 AVERAGE	Blank