BLE_1M_Ant10_2440_30~1000

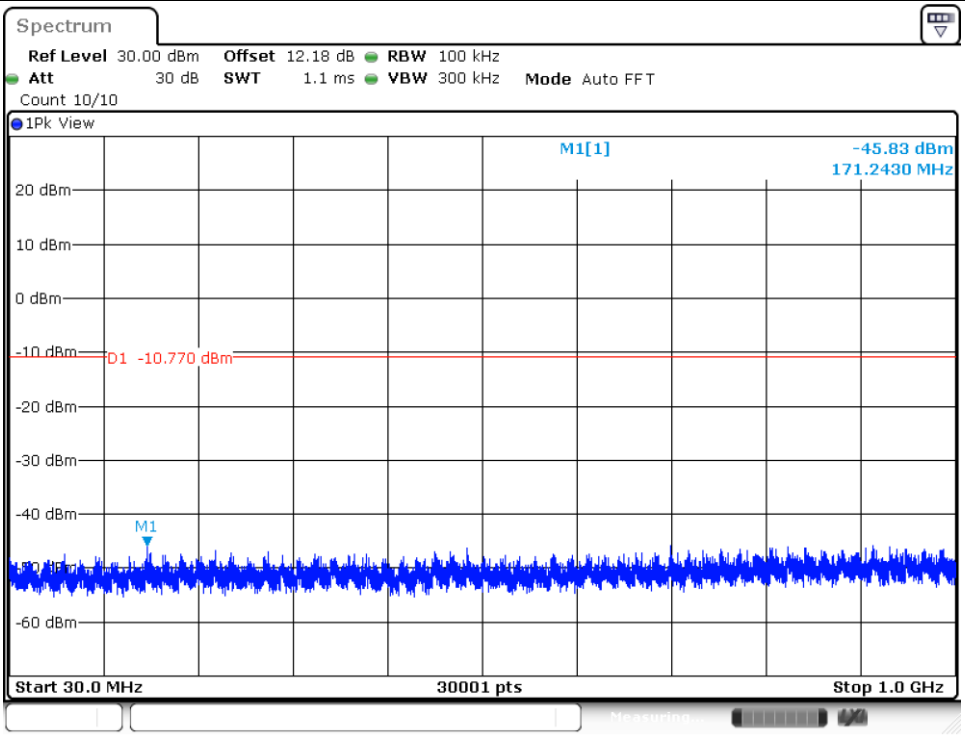

Date: 12.JAN.2025 01:38:41

BLE_1M_Ant10_2440_1000~26500

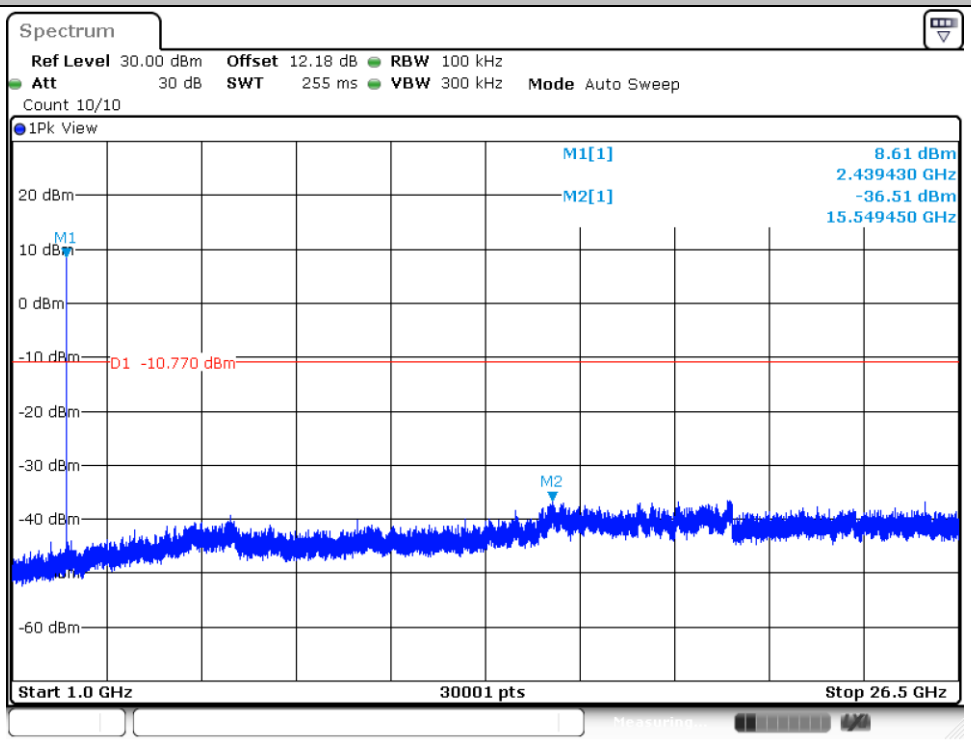

Date: 12.JAN.2025 01:39:03

BLE_1M_Ant11_2480_30~1000

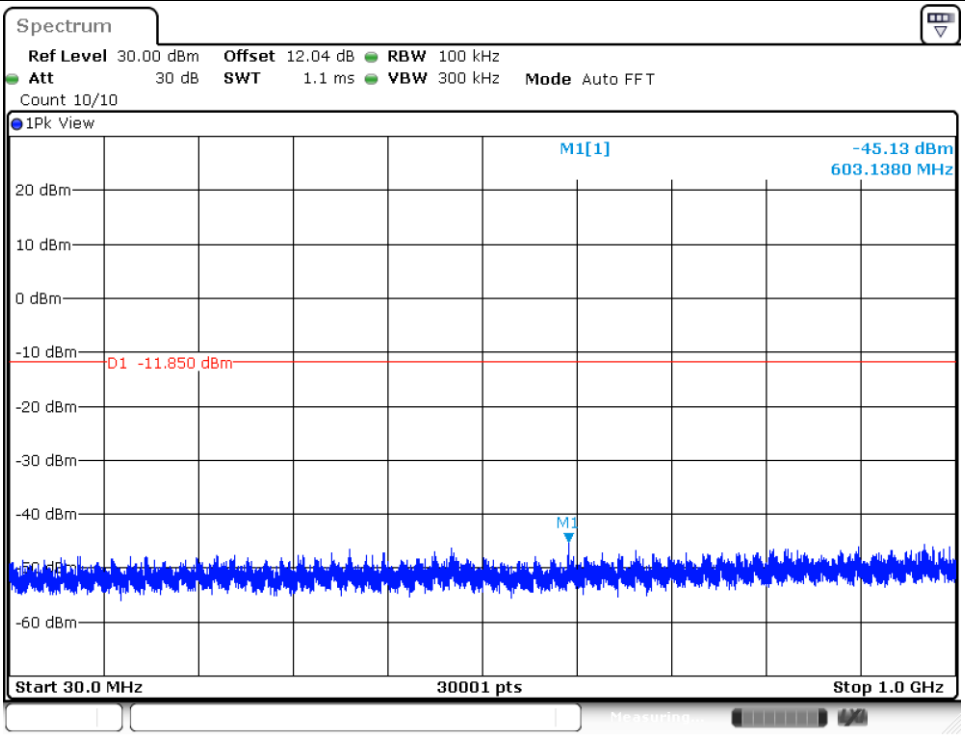

Date: 12.JAN.2025 01:58:34

BLE_1M_Ant11_2480_1000~26500

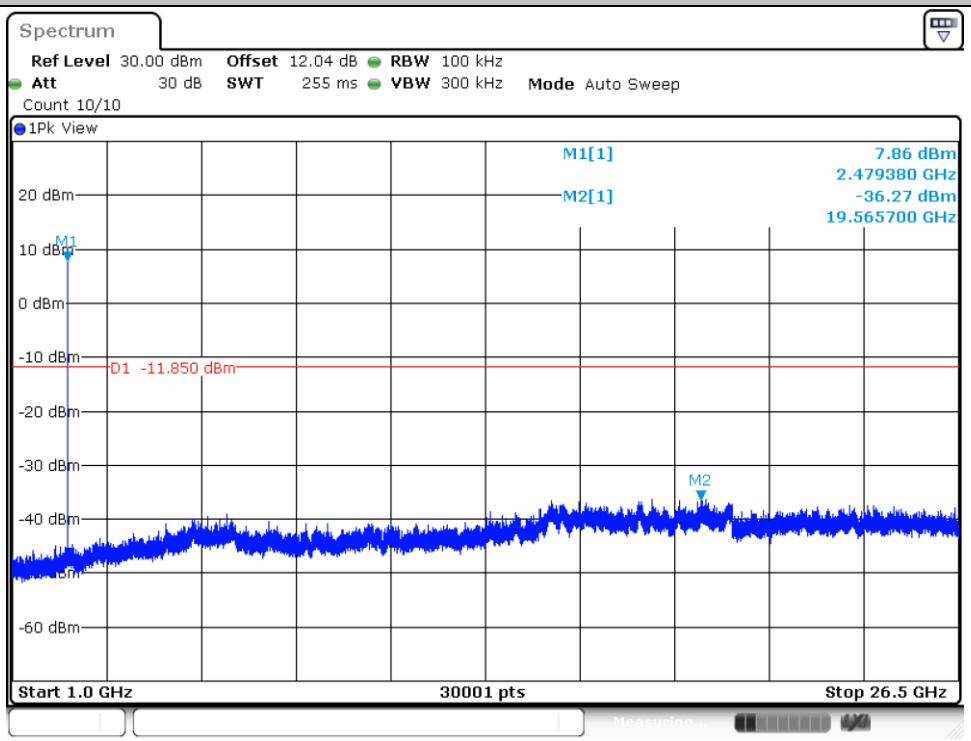

Date: 12.JAN.2025 01:59:18

BLE_1M_Ant10_2480_30~1000

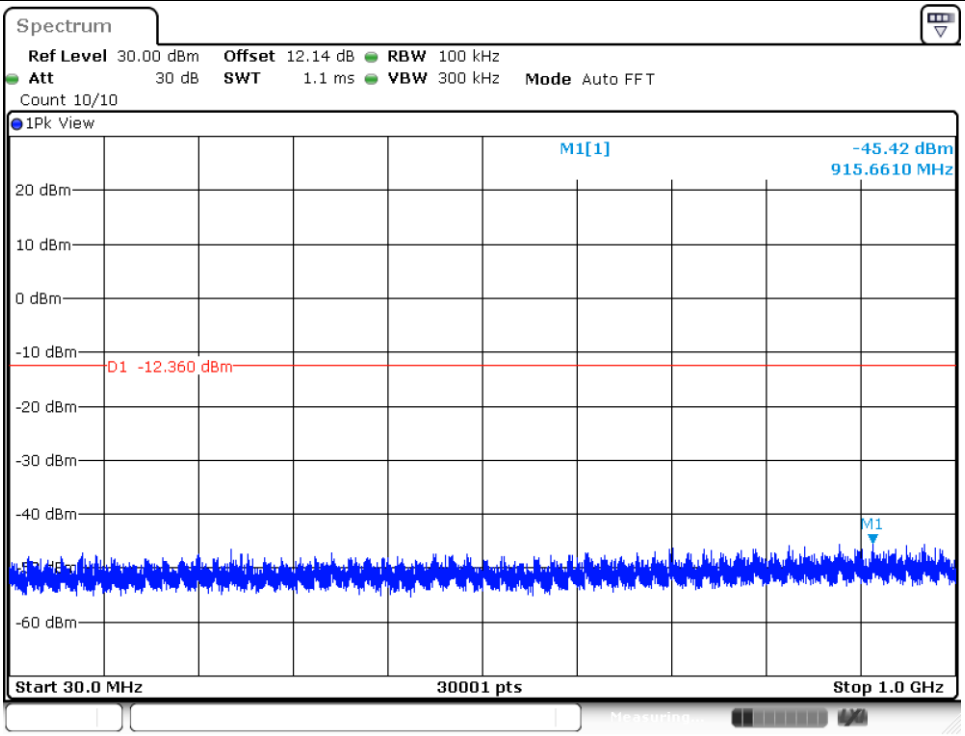

Date: 12.JAN.2025 01:40:08

BLE_1M_Ant10_2480_1000~26500

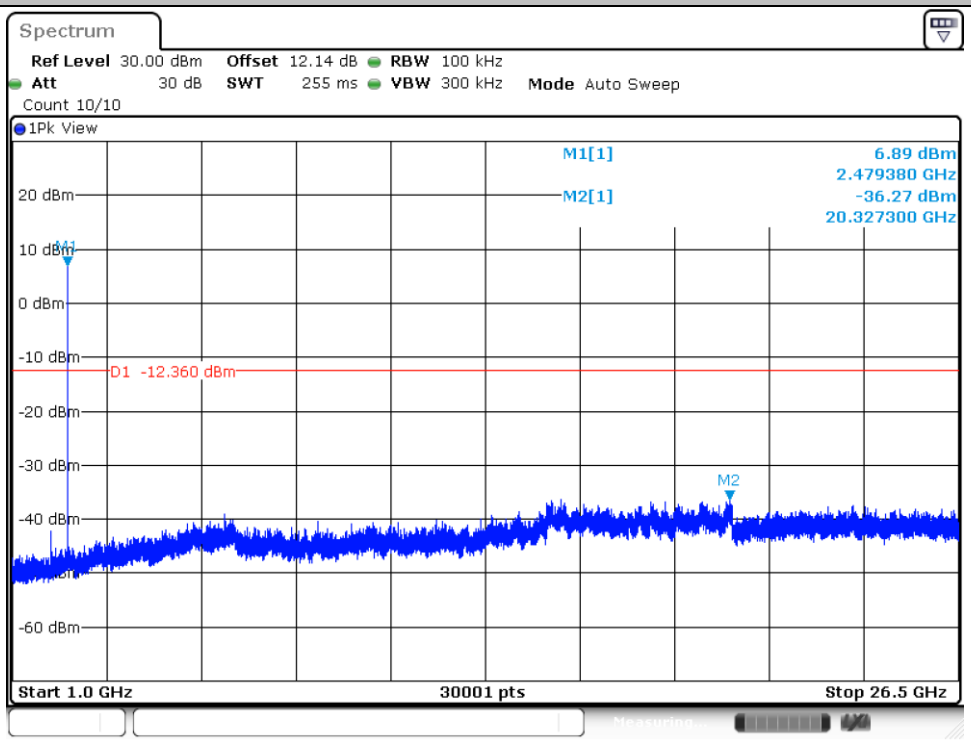

Date: 12.JAN.2025 01:40:30

BLE_2M_Ant11_2402_30~1000

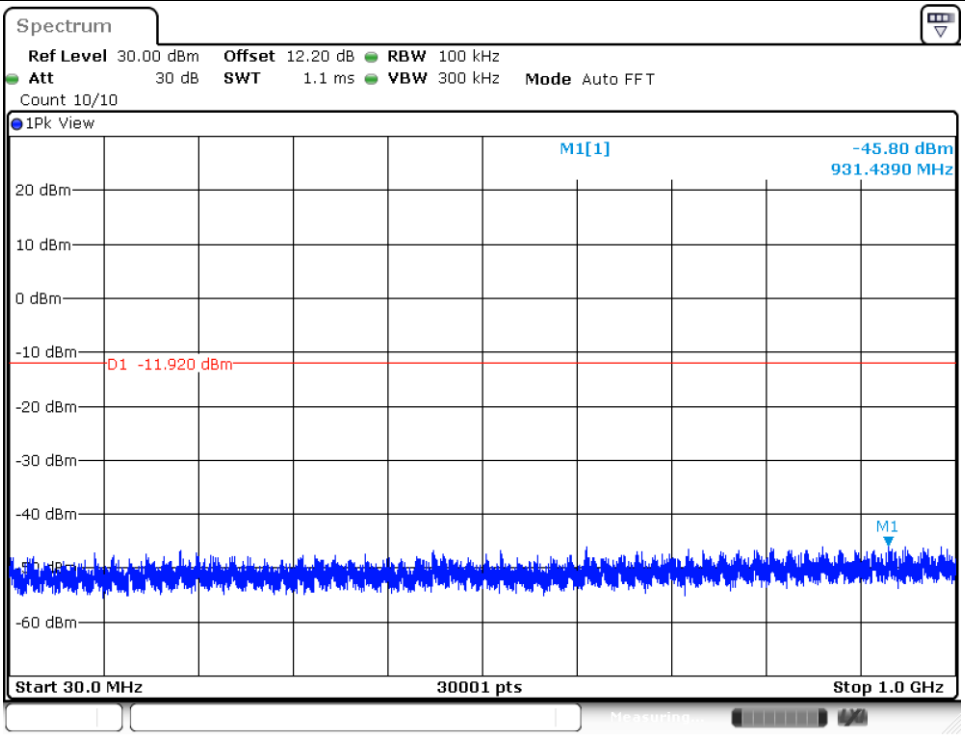

Date: 12.JAN.2025 01:29:48

BLE_2M_Ant11_2402_1000~26500

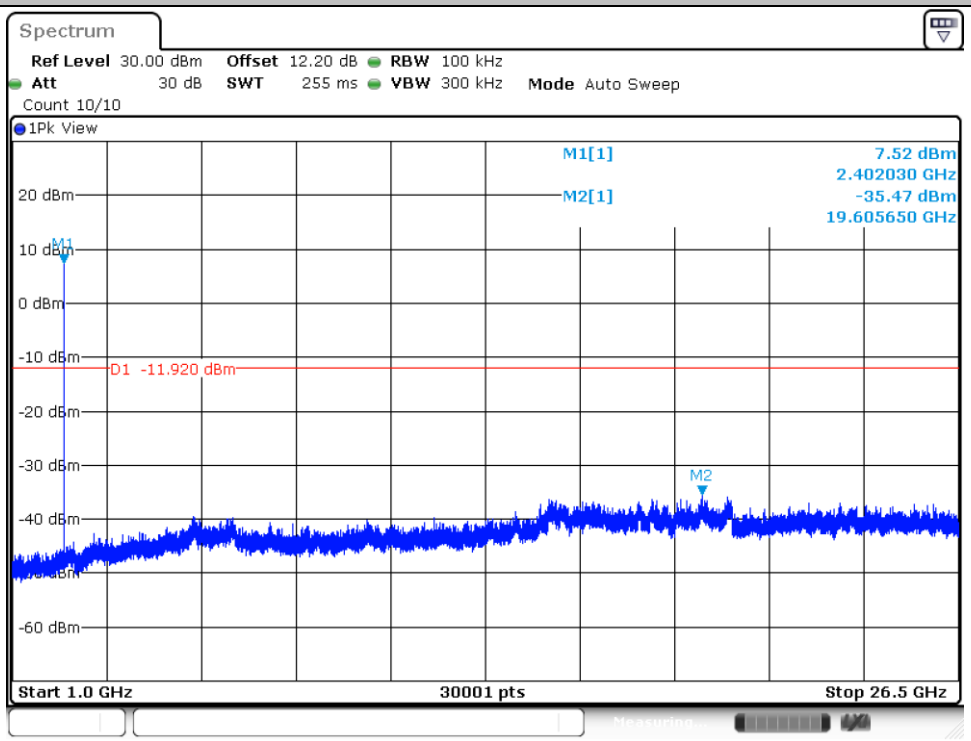

Date: 12.JAN.2025 01:30:30

BLE_2M_Ant10_2402_30~1000

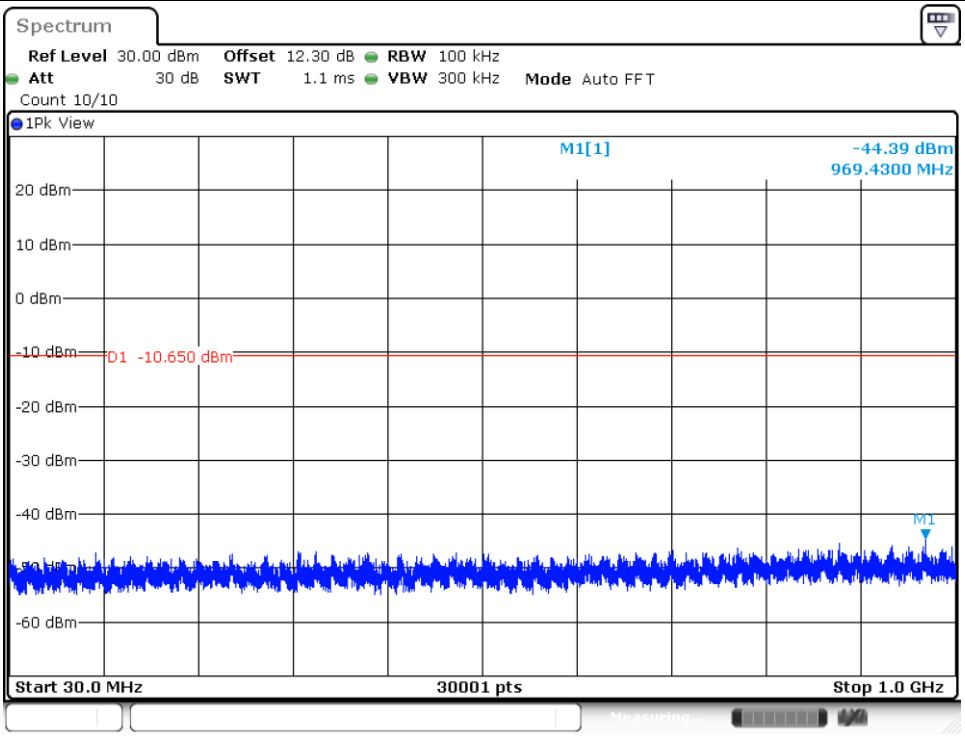

Date: 12.JAN.2025 01:47:46

BLE_2M_Ant10_2402_1000~26500

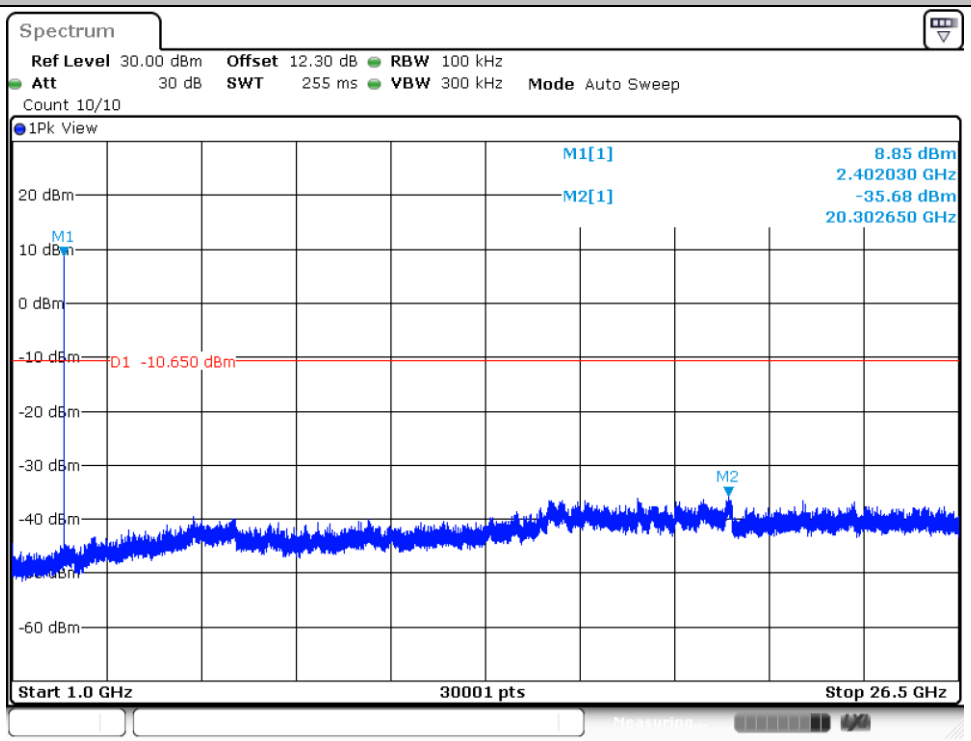

Date: 12.JAN.2025 01:48:32

BLE_2M_Ant11_2440_30~1000

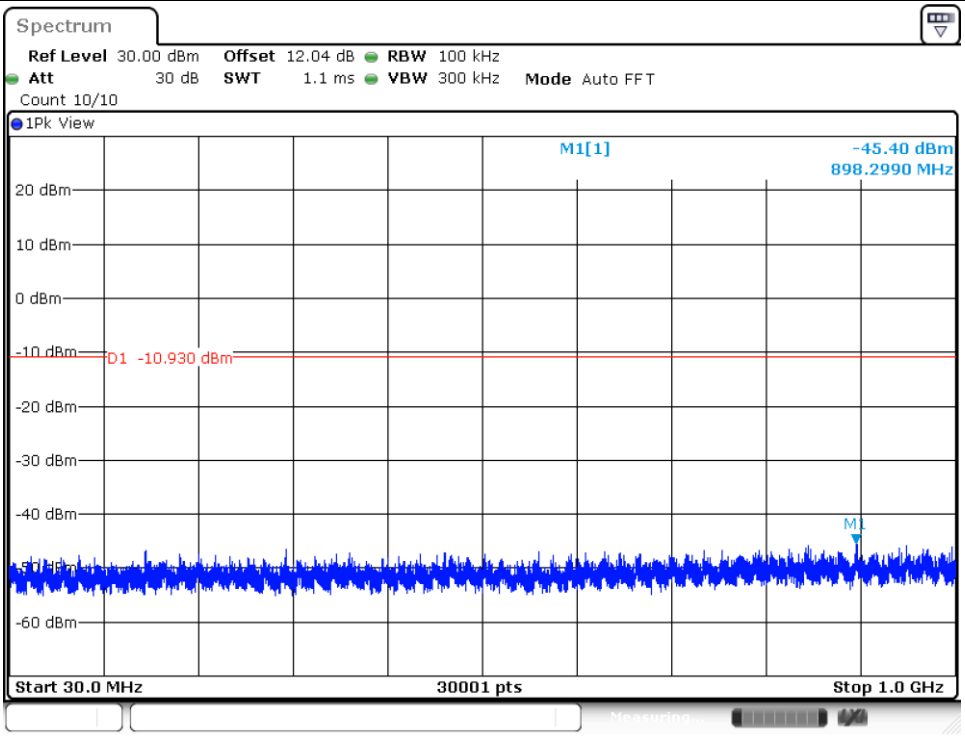

Date: 12.JAN.2025 01:31:18

BLE_2M_Ant11_2440_1000~26500

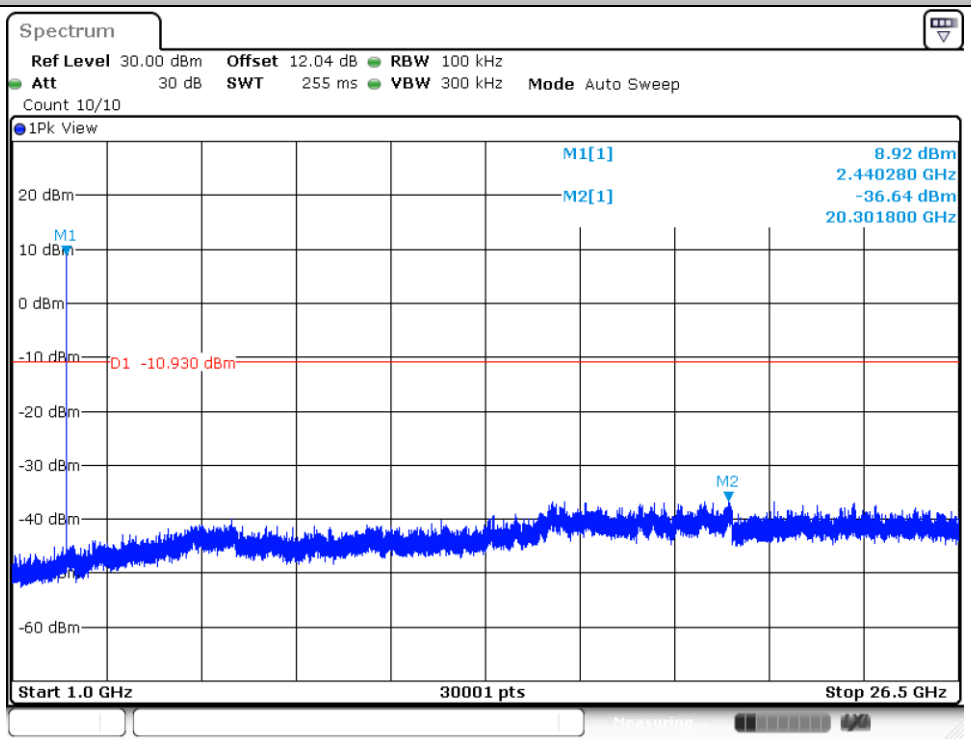

Date: 12.JAN.2025 01:31:40

BLE_2M_Ant10_2440_30~1000

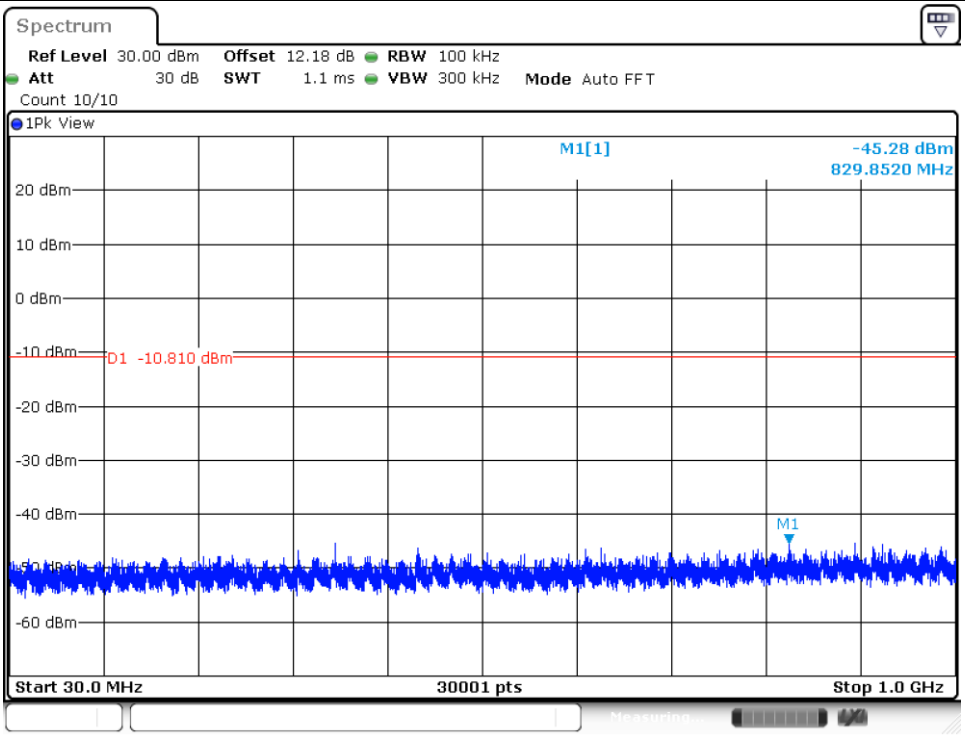

Date: 12.JAN.2025 01:45:15

BLE_2M_Ant10_2440_1000~26500

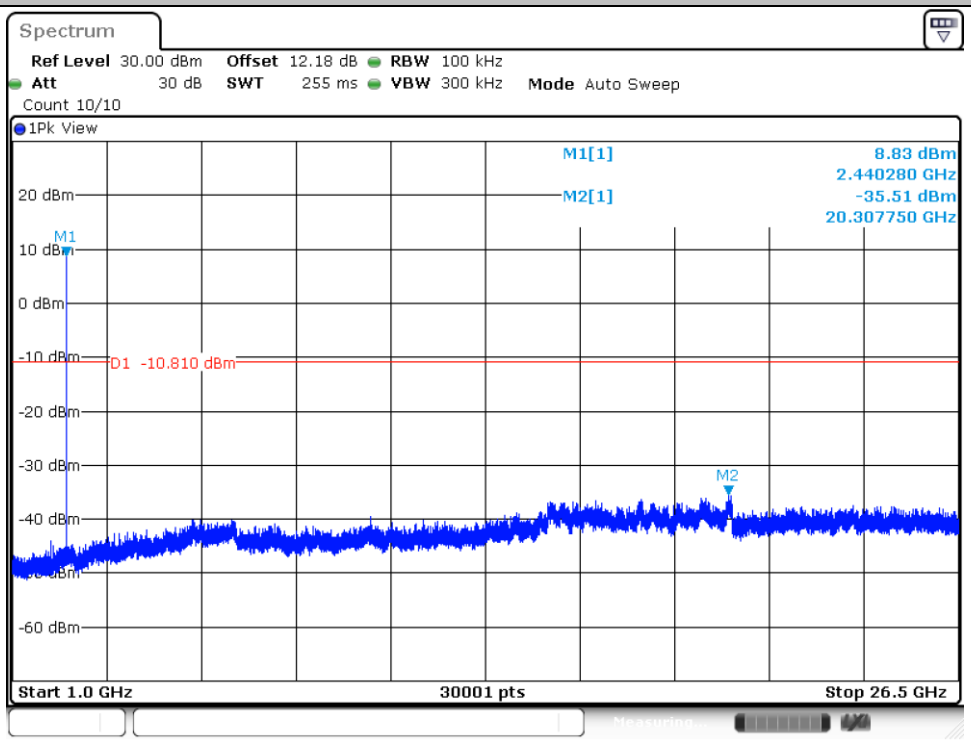

Date: 12.JAN.2025 01:46:07

BLE_2M_Ant11_2480_30~1000

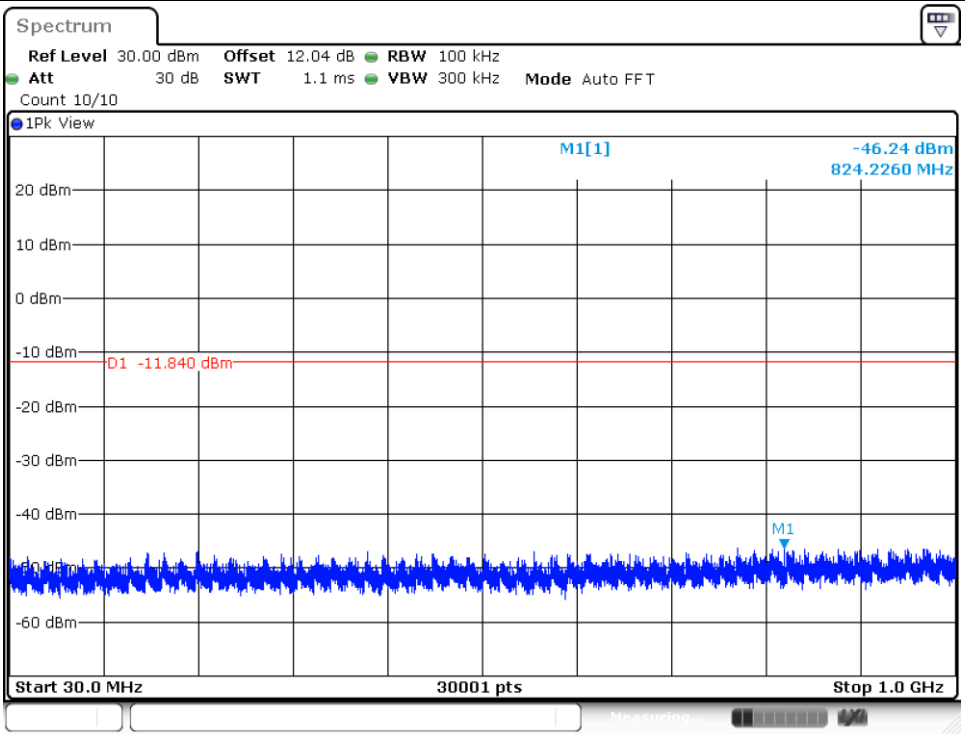

Date: 12.JAN.2025 01:32:48

BLE_2M_Ant11_2480_1000~26500

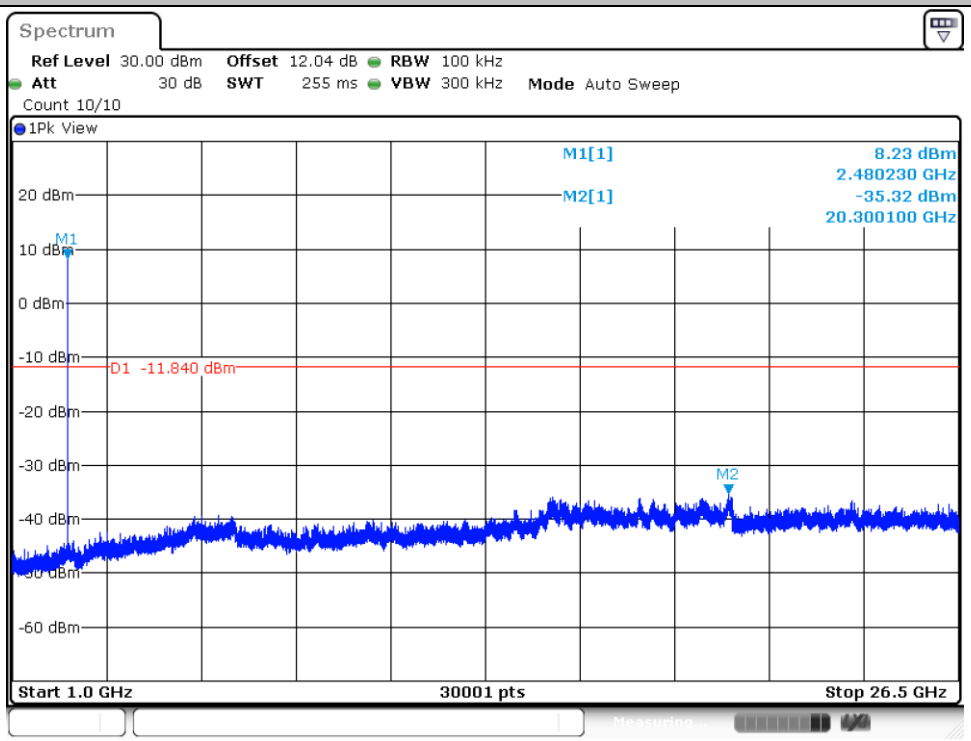

Date: 12.JAN.2025 01:34:52

BLE_2M_Ant10_2480_30~1000

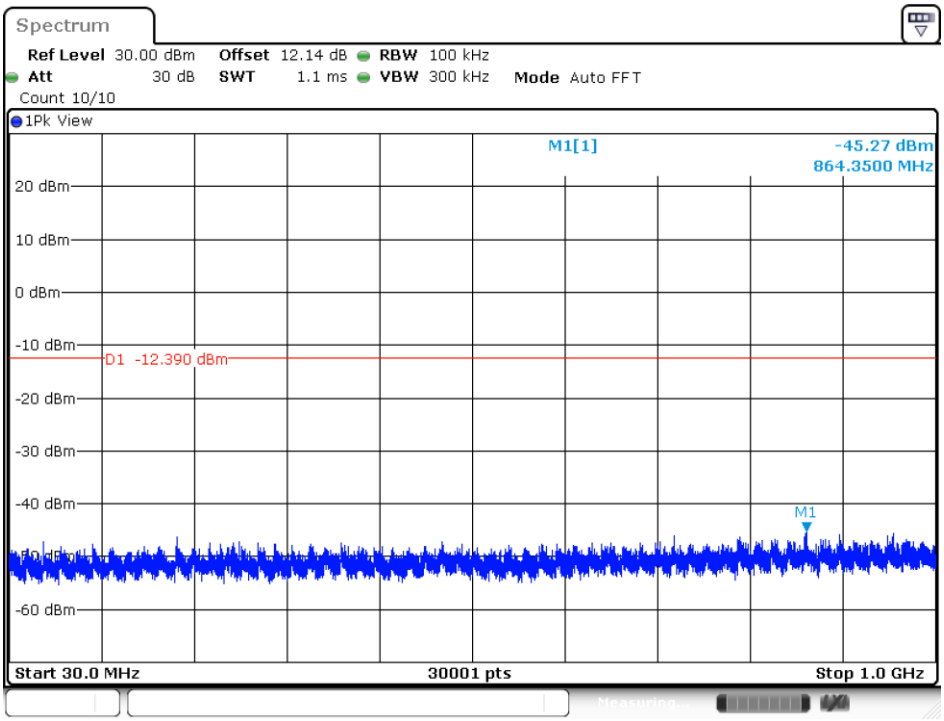

Date: 12.JAN.2025 01:49:50

BLE_2M_Ant10_2480_1000~26500

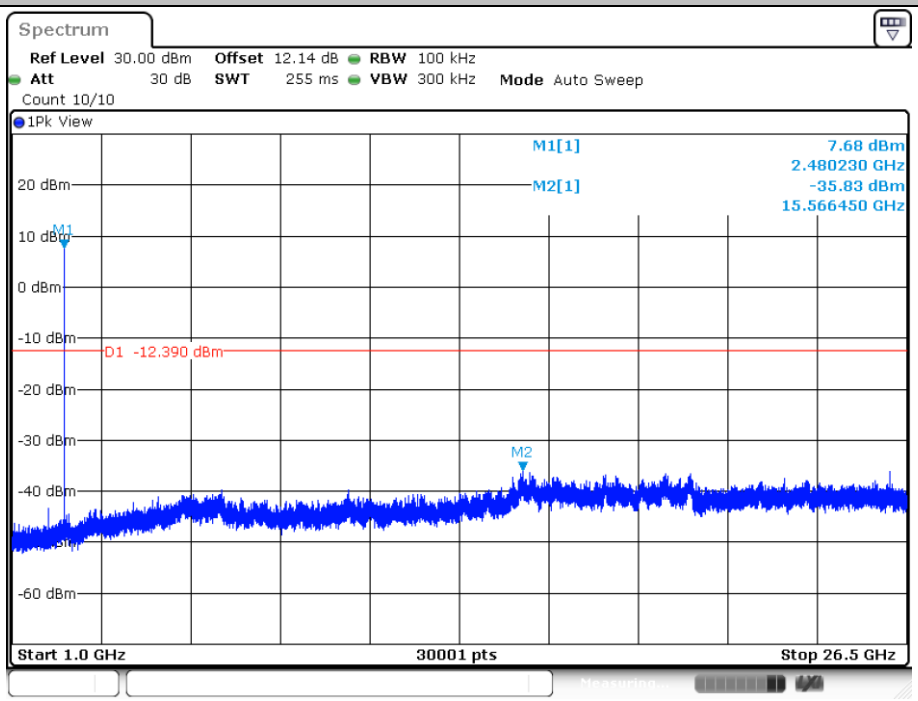

Date: 12.JAN.2025 01:50:12

Appendix B. AC Conducted Emission Test Results

Test Engineer :	Yuki Tang	**Temperature :**	22~24℃
		Relative Humidity :	44~50%
Test Voltage :	120Vac / 60Hz	**Phase :**	Line
Remark :	All emissions not reported here are more than 10 dB below the prescribed limit.		

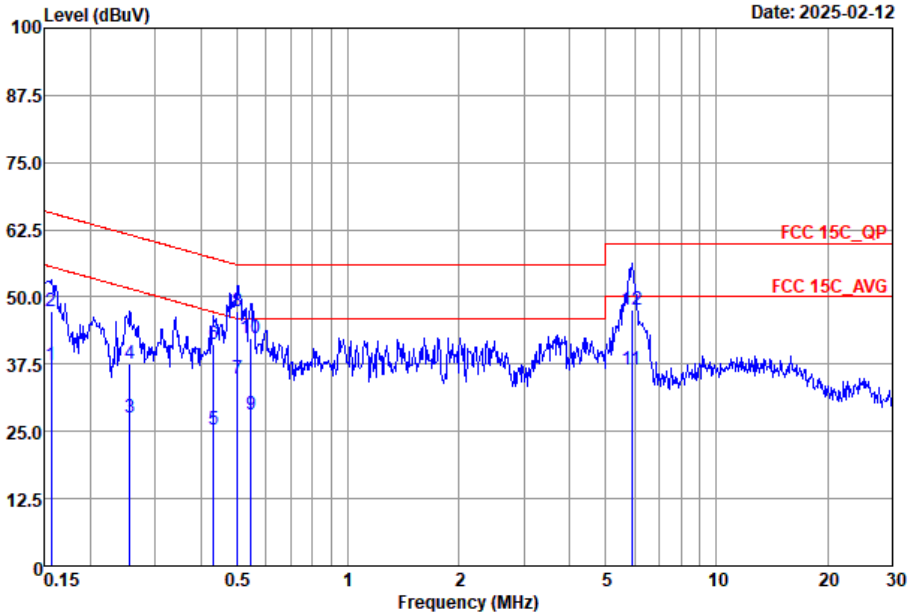

Site : CO02-SZ
Condition : FCC 15C_QP LISN_2024-L-1 LINE

		Freq MHz	Level dBuV	Over Limit dB	Limit Line dBuV	Read Level dBuV	LISN Factor dB	Cable Loss dB	Remark
1		0.16	37.28	-18.37	55.65	17.60	9.67	10.01	Average
2		0.16	47.38	-18.27	65.65	27.70	9.67	10.01	QP
3		0.26	27.44	-24.12	51.56	7.70	9.70	10.04	Average
4		0.26	37.74	-23.82	61.56	18.00	9.70	10.04	QP
5		0.43	25.32	-21.88	47.20	5.60	9.63	10.09	Average
6		0.43	41.32	-15.88	57.20	21.60	9.63	10.09	QP
7		0.50	34.83	-11.17	46.00	15.10	9.62	10.11	Average
8	*	0.50	47.33	-8.67	56.00	27.60	9.62	10.11	QP
9		0.55	28.05	-17.95	46.00	8.30	9.63	10.12	Average
10		0.55	42.35	-13.65	56.00	22.60	9.63	10.12	QP
11		5.90	36.62	-13.38	50.00	16.71	9.61	10.30	Average
12		5.90	47.72	-12.28	60.00	27.81	9.61	10.30	QP

Test Engineer :	Yuki Tang	**Temperature :**	22~24℃
		Relative Humidity :	44~50%
Test Voltage :	120Vac / 60Hz	**Phase :**	Neutral
Remark :	All emissions not reported here are more than 10 dB below the prescribed limit.		

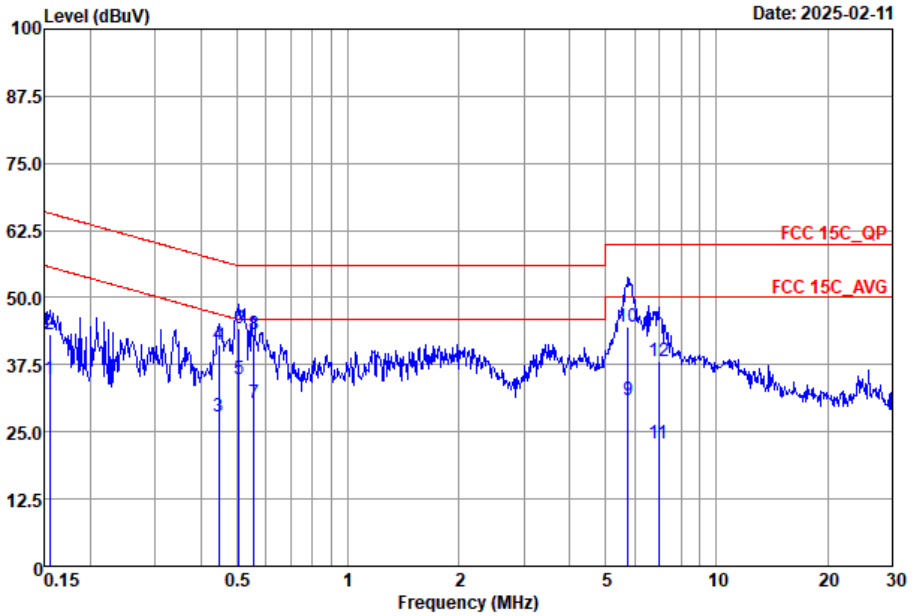

Site : CO02-SZ
Condition : FCC 15C_QP LISN_2024-N-1 NEUTRAL

		Freq MHz	Level dBuV	Over Limit dB	Limit Line dBuV	Read Level dBuV	LISN Factor dB	Cable Loss dB	Remark
1		0.16	34.84	-20.85	55.69	15.10	9.73	10.01	Average
2		0.16	43.04	-22.65	65.69	23.30	9.73	10.01	QP
3		0.45	27.99	-18.94	46.93	8.20	9.70	10.09	Average
4		0.45	41.09	-15.84	56.93	21.30	9.70	10.09	QP
5		0.51	34.80	-11.20	46.00	15.00	9.69	10.11	Average
6	*	0.51	44.30	-11.70	56.00	24.50	9.69	10.11	QP
7		0.56	30.41	-15.59	46.00	10.60	9.69	10.12	Average
8		0.56	43.11	-12.89	56.00	23.30	9.69	10.12	QP
9		5.74	31.04	-18.96	50.00	11.10	9.65	10.29	Average
10		5.74	44.64	-15.36	60.00	24.70	9.65	10.29	QP
11		6.95	22.80	-27.20	50.00	2.80	9.64	10.36	Average
12		6.95	38.20	-21.80	60.00	18.20	9.64	10.36	QP

Note:

1. Level(dBμV) = Read Level(dBμV) + LISN Factor(dB) + Cable Loss(dB)
2. Over Limit(dB) = Level(dBμV) – Limit Line(dBμV)

Appendix C. Radiated Spurious Emission Test Data

Test Engineer :	Wenbo Xiao	**Relative Humidity :**	50%
		Temperature :	20℃~22℃

Radiated Spurious Emission Test Modes

Mode	Band (MHz)	Antenna	Modulation	Channel	Frequency	Data Rate	RU	Remark
Mode 4	2400-2483.5	10	Bluetooth-LE	00	2402	1Mbps	-	-
Mode 5	2400-2483.5	10	Bluetooth-LE	19	2440	1Mbps	-	-
Mode 6	2400-2483.5	10	Bluetooth-LE	39	2480	1Mbps	-	-
Mode 7	2400-2483.5	10	Bluetooth-LE	00	2402	2Mbps	-	-
Mode 8	2400-2483.5	10	Bluetooth-LE	19	2440	2Mbps	-	-
Mode 9	2400-2483.5	10	Bluetooth-LE	39	2480	2Mbps	-	-
Mode 13	2400-2483.5	11	Bluetooth-LE	00	2402	1Mbps	-	-
Mode 14	2400-2483.5	11	Bluetooth-LE	19	2440	1Mbps	-	-
Mode 15	2400-2483.5	11	Bluetooth-LE	39	2480	1Mbps	-	-
Mode 16	2400-2483.5	11	Bluetooth-LE	00	2402	2Mbps	-	-
Mode 17	2400-2483.5	11	Bluetooth-LE	19	2440	2Mbps	-	-
Mode 18	2400-2483.5	11	Bluetooth-LE	39	2480	2Mbps	-	-
Mode 34	2400-2483.5	10	Bluetooth-LE-LF	00	2402	2Mbps	-	LF
Mode 35	2400-2483.5	10	Bluetooth-LE	00	2402	2Mbps	-	-
		3	LTE	B48				

Summary of each worse mode

Mode	Modulation	Ch.	Freq. (MHz)	Level (dBuV/m	Limit (dBuV/m)	Margin (dB)	Pol.	Peak Avg.	Result	Remark
4	Bluetooth-LE	00	2389.80	38.35	54.00	-15.65	V	AVERAGE	Pass	Band Edge
4	Bluetooth-LE	00	4804.00	44.83	74.00	-29.17	H	Peak	Pass	Harmonic
5	Bluetooth-LE	19	-	-	-	-	-	-	-	Band Edge
5	Bluetooth-LE	19	4880.00	44.44	74.00	-29.56	H	Peak	Pass	Harmonic
6	Bluetooth-LE	39	2483.78	35.31	54.00	-18.69	V	AVERAGE	Pass	Band Edge
6	Bluetooth-LE	39	4960.00	44.62	74.00	-29.38	V	Peak	Pass	Harmonic
7	Bluetooth-LE	00	2389.91	40.90	54.00	-13.10	V	AVERAGE	Pass	Band Edge
7	Bluetooth-LE	00	4804.00	44.27	74.00	-29.73	V	Peak	Pass	Harmonic
8	Bluetooth-LE	19	-	-	-	-	-	-	-	Band Edge
8	Bluetooth-LE	19	4880.00	43.94	74.00	-30.06	V	Peak	Pass	Harmonic
9	Bluetooth-LE	39	2491.22	37.66	54.00	-16.34	H	AVERAGE	Pass	Band Edge
9	Bluetooth-LE	39	4960.00	44.27	74.00	-29.73	V	Peak	Pass	Harmonic
13	Bluetooth-LE	00	2344.02	36.22	54.00	-17.78	V	AVERAGE	Pass	Band Edge
13	Bluetooth-LE	00	4804.00	42.65	74.00	-31.35	V	Peak	Pass	Harmonic
14	Bluetooth-LE	19	-	-	-	-	-	-	-	Band Edge
14	Bluetooth-LE	19	4880.00	43.66	74.00	-30.34	V	Peak	Pass	Harmonic
15	Bluetooth-LE	39	2488.90	34.37	54.00	-19.63	H	AVERAGE	Pass	Band Edge
15	Bluetooth-LE	39	4960.00	43.14	74.00	-30.86	V	Peak	Pass	Harmonic
16	Bluetooth-LE	00	2389.80	37.33	54.00	-16.67	V	AVERAGE	Pass	Band Edge
16	Bluetooth-LE	00	4804.00	43.69	74.00	-30.31	V	Peak	Pass	Harmonic
17	Bluetooth-LE	19	-	-	-	-	-	-	-	Band Edge
17	Bluetooth-LE	19	7320.00	45.24	74.00	-28.76	V	Peak	Pass	Harmonic
18	Bluetooth-LE	39	2483.64	36.21	54.00	-17.79	H	AVERAGE	Pass	Band Edge
18	Bluetooth-LE	39	7440.00	45.08	74.00	-28.92	V	Peak	Pass	Harmonic
34	Bluetooth-LE-LF	00	31.94	29.50	40.00	-10.50	V	Peak	Pass	LF
35	Bluetooth-LE	00	2389.91	41.39	54.00	-12.61	H	AVERAGE	Pass	Band Edge
35	Bluetooth-LE	00	4804.00	46.52	74.00	-27.48	V	Peak	Pass	Harmonic

Mode	4	
	Band Edge	
	2400-2483.5_Bluetooth-LE_CH00_2402MHz	
ANT	10	
Pol.	Horizontal	Fundamental
Peak	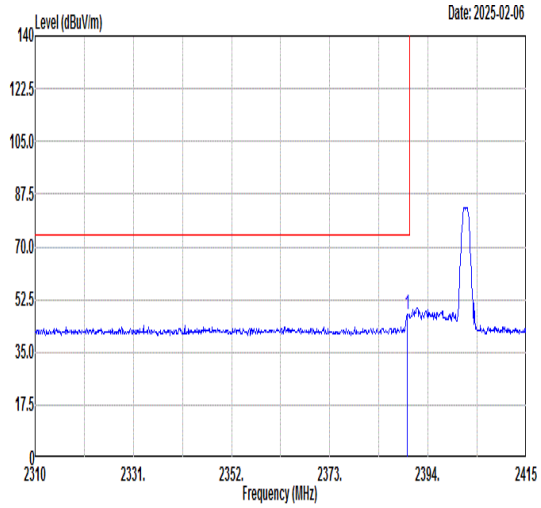 Freq Level Limit Line Margin (dB) Read Level Ant Factor Cable Loss Preamp Factor APos TPos Remark MHz dBuV/m dBuV/m dBuV dB/m dB dB cm deg 1 2389.59 47.78 74.00 -26.22 45.78 30.78 5.36 34.14 300 99 PEAK	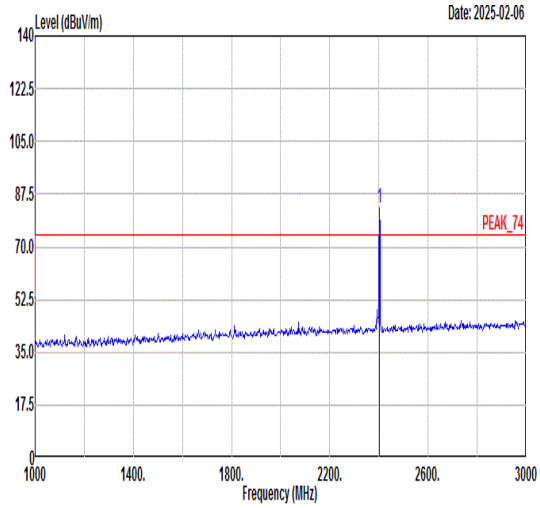 Freq Level Limit Line Margin (dB) Read Level Ant Factor Cable Loss Preamp Factor APos TPos Remark MHz dBuV/m dBuV/m dBuV dB/m dB dB cm deg 1 2402.00 82.99 ------ ------ 80.98 30.78 5.37 34.14 300 99 PEAK
Avg	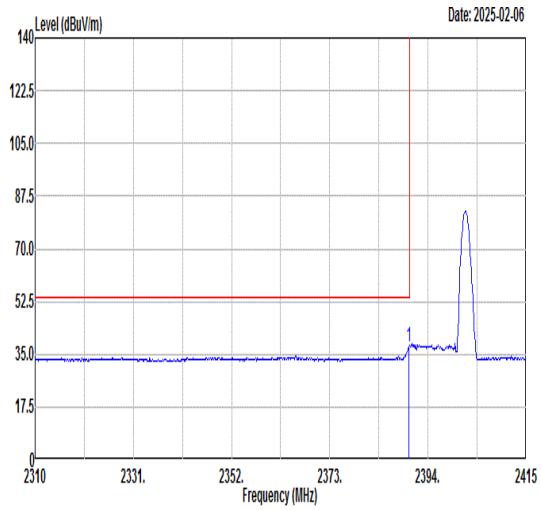 Freq Level Limit Line Margin (dB) Read Level Ant Factor Cable Loss Preamp Factor APos TPos Remark MHz dBuV/m dBuV/m dBuV dB/m dB dB cm deg 1 2389.91 37.55 54.00 -16.45 35.55 30.78 5.36 34.14 300 99 AVERAGE	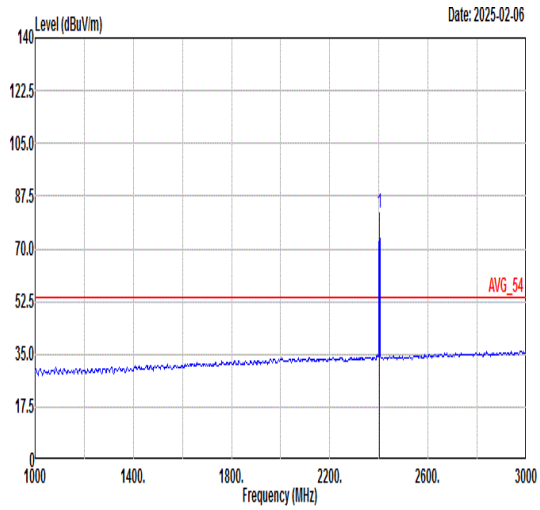 Freq Level Limit Line Margin (dB) Read Level Ant Factor Cable Loss Preamp Factor APos TPos Remark MHz dBuV/m dBuV/m dBuV dB/m dB dB cm deg 1 2402.00 81.89 ------ ------ 79.88 30.78 5.37 34.14 300 99 AVERAGE

Mode	4	
	Band Edge	
	2400-2483.5_Bluetooth-LE_CH00_2402MHz	
ANT	10	
Pol.	Vertical	Fundamental
Peak	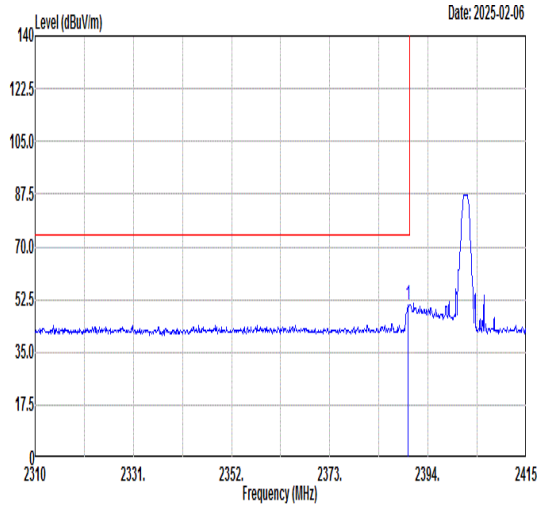 Freq Level Limit Line Margin (dB) Read Level Ant Factor Cable Loss Preamp Factor APos TPos Remark MHz dBuV/m dBuV/m dBuV dB/m dB dB cm deg 1 2389.70 50.56 74.00 -23.44 48.56 30.78 5.36 34.14 373 184 PEAK	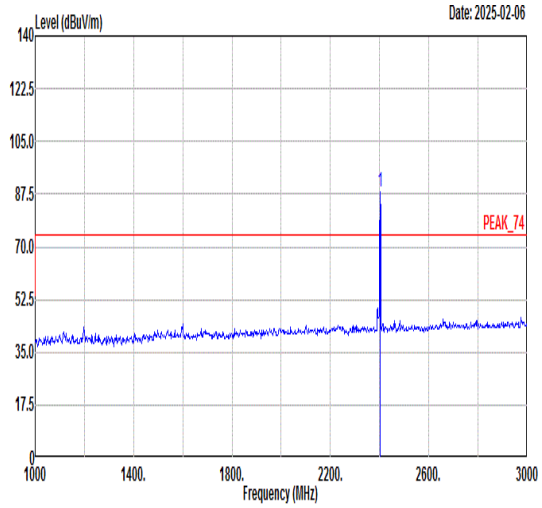 Freq Level Limit Line Margin (dB) Read Level Ant Factor Cable Loss Preamp Factor APos TPos Remark MHz dBuV/m dBuV/m dBuV dB/m dB dB cm deg 1 2402.00 88.18 ------ ------ 86.17 30.78 5.37 34.14 373 184 PEAK
Avg	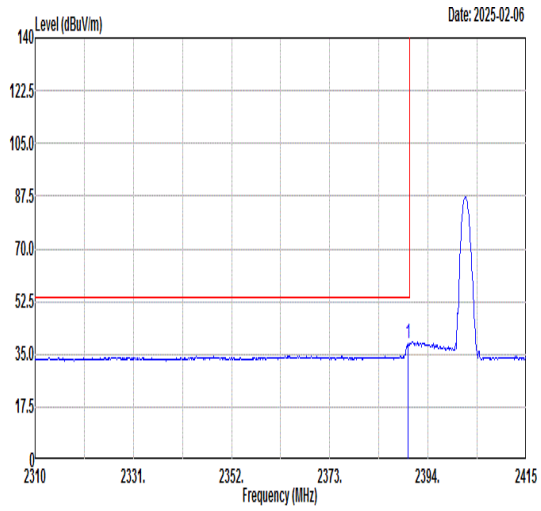 Freq Level Limit Line Margin (dB) Read Level Ant Factor Cable Loss Preamp Factor APos TPos Remark MHz dBuV/m dBuV/m dBuV dB/m dB dB cm deg 1 2389.80 38.35 54.00 -15.65 36.35 30.78 5.36 34.14 373 184 AVERAGE	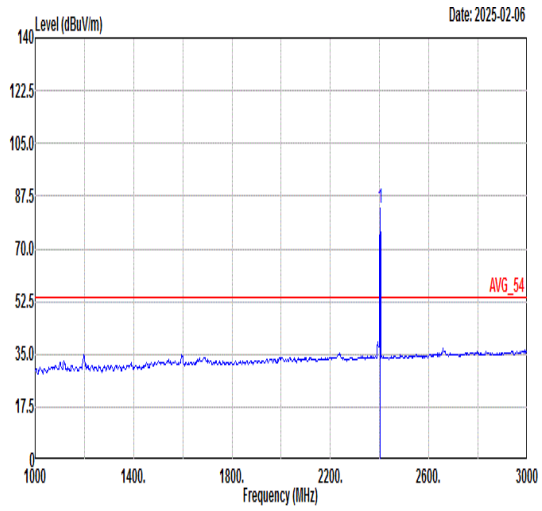 Freq Level Limit Line Margin (dB) Read Level Ant Factor Cable Loss Preamp Factor APos TPos Remark MHz dBuV/m dBuV/m dBuV dB/m dB dB cm deg 1 2402.00 83.38 ------ ------ 81.37 30.78 5.37 34.14 373 184 AVERAGE

Mode	4	
	Harmonic	
	2400-2483.5_Bluetooth-LE_CH00_2402MHz	
ANT	10	
Pol.	Horizontal	Vertical
Peak Avg	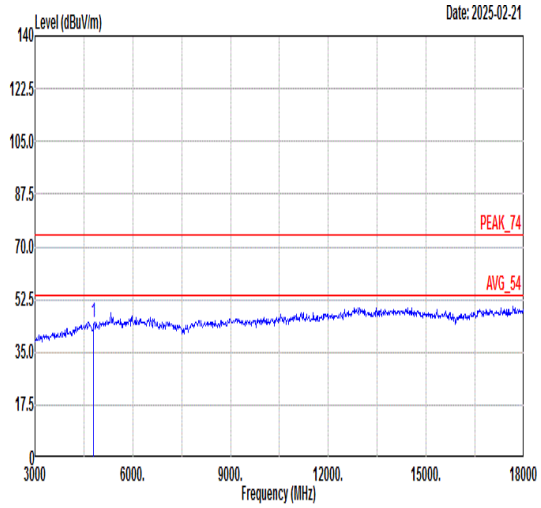 Freq Level Limit Line Margin Read Level Ant Factor Cable Loss Preamp Factor APos TPos Remark MHz dBuV/m dBuV/m dB dBuV dB/m dB dB cm deg 1 4804.00 44.83 74.00 -29.17 64.34 36.39 8.94 64.84 --- --- Peak	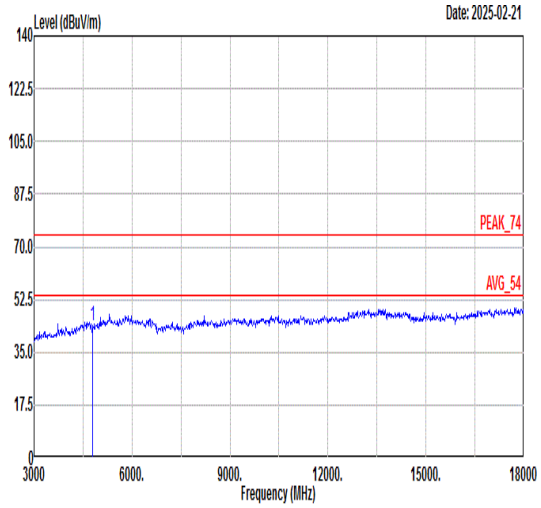 Freq Level Limit Line Margin Read Level Ant Factor Cable Loss Preamp Factor APos TPos Remark MHz dBuV/m dBuV/m dB dBuV dB/m dB dB cm deg 1 4804.00 43.63 74.00 -30.37 63.14 36.39 8.94 64.84 --- --- Peak

Mode	5	
	Harmonic	
	2400-2483.5_Bluetooth-LE_CH19_2440MHz	
ANT	10	
Pol.	Horizontal	Vertical
Peak Avg	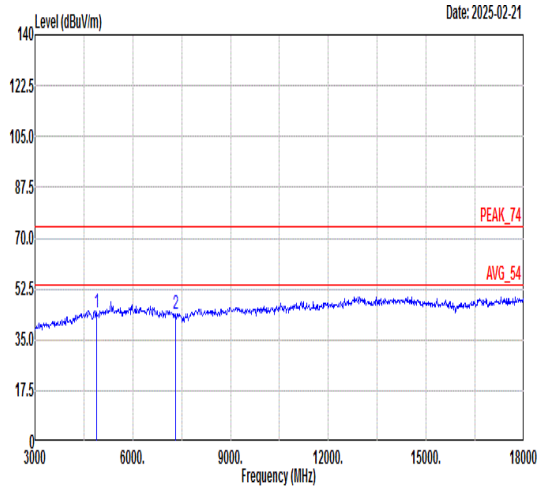 Freq Level Limit Line Margin Read Level Ant Factor Cable Loss Preamp Factor APos TPos Remark MHz dBuV/m dBuV/m dB dBuV dB/m dB dB cm deg 1 4880.00 44.44 74.00 -29.56 64.04 36.51 8.71 64.82 --- --- Peak 2 7320.00 44.09 74.00 -29.91 62.03 36.88 10.18 65.00 --- --- Peak	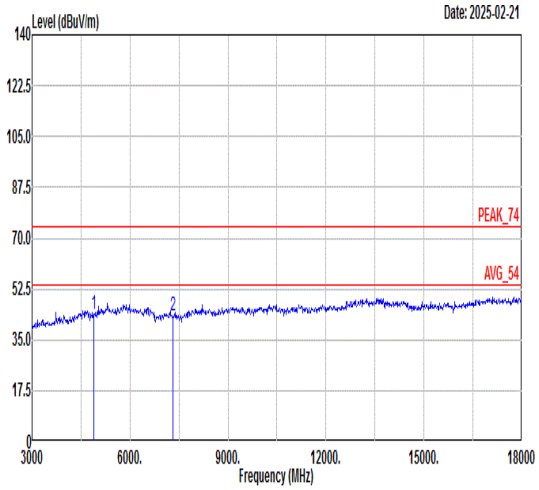 Freq Level Limit Line Margin Read Level Ant Factor Cable Loss Preamp Factor APos TPos Remark MHz dBuV/m dBuV/m dB dBuV dB/m dB dB cm deg 1 4880.00 43.92 74.00 -30.08 63.52 36.51 8.71 64.82 --- --- Peak 2 7320.00 43.41 74.00 -30.59 61.35 36.88 10.18 65.00 --- --- Peak

Mode	6	
	Band Edge	
	2400-2483.5_Bluetooth-LE_CH39_2480MHz	
ANT	10	
Pol.	Horizontal	Fundamental
Peak	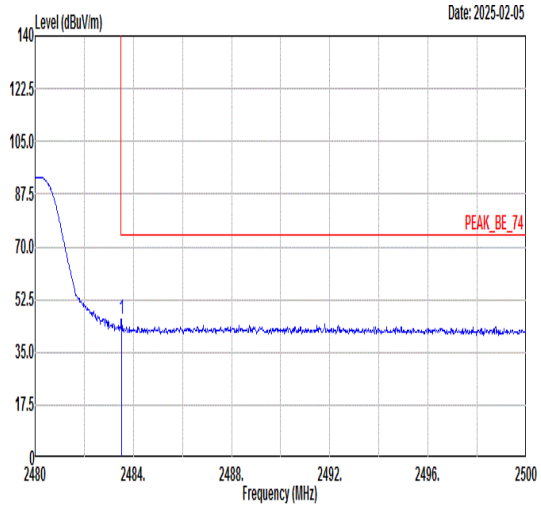 Freq Level Limit Line Margin (dB) Read Level Ant Factor Cable Loss Preamp Factor APos TPos Remark MHz dBuV/m dBuV/m dBuV dB/m dB dB cm deg 1 2483.52 45.95 74.00 -28.05 43.80 30.80 5.46 34.11 279 360 PEAK	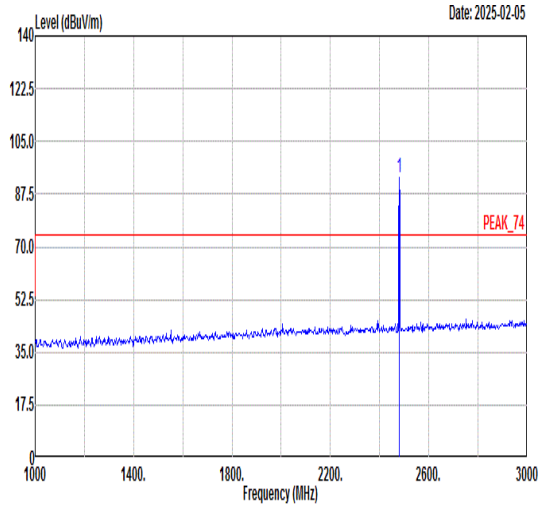 Freq Level Limit Line Margin (dB) Read Level Ant Factor Cable Loss Preamp Factor APos TPos Remark MHz dBuV/m dBuV/m dBuV dB/m dB dB cm deg 1 2480.00 93.23 ------ ------ 91.08 30.80 5.46 34.11 279 360 PEAK
Avg	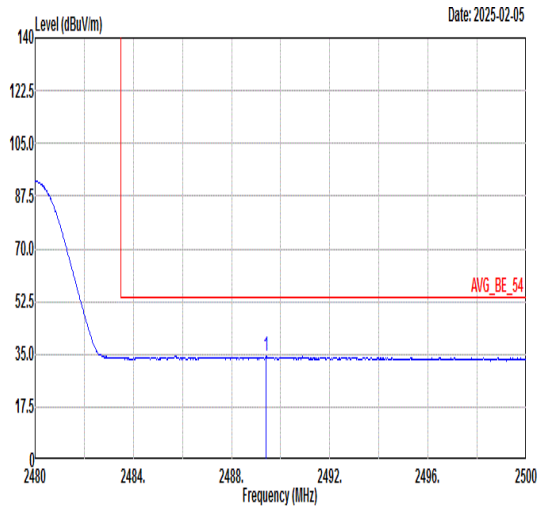 Freq Level Limit Line Margin (dB) Read Level Ant Factor Cable Loss Preamp Factor APos TPos Remark MHz dBuV/m dBuV/m dBuV dB/m dB dB cm deg 1 2489.40 34.24 54.00 -19.76 32.07 30.80 5.47 34.10 279 360 AVERAGE	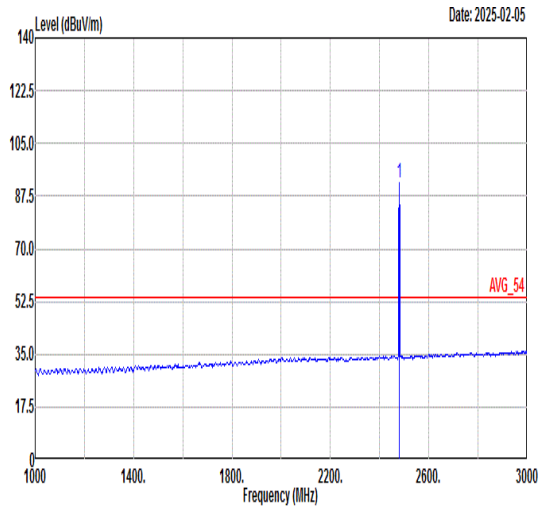 Freq Level Limit Line Margin (dB) Read Level Ant Factor Cable Loss Preamp Factor APos TPos Remark MHz dBuV/m dBuV/m dBuV dB/m dB dB cm deg 1 2480.00 91.91 ------ ------ 89.76 30.80 5.46 34.11 279 360 AVERAGE

Mode	6	
	Band Edge	
	2400-2483.5_Bluetooth-LE_CH39_2480MHz	
ANT	10	
Pol.	Vertical	Fundamental
Peak	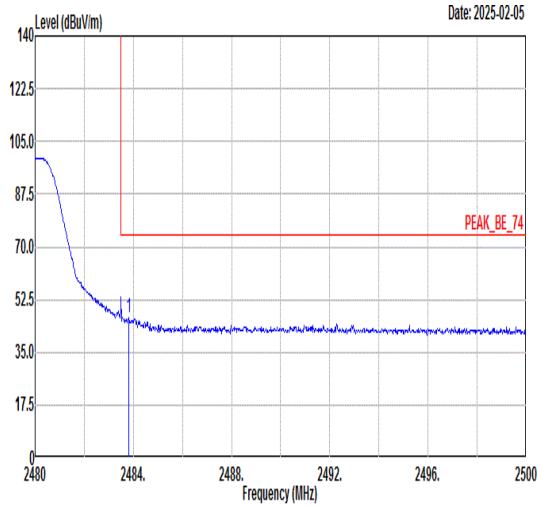 Freq Level Limit Line Margin (dB) Read Level Ant Factor Cable Loss Preamp Factor APos TPos Remark MHz dBuV/m dBuV/m dBuV dB/m dB dB cm deg 1 2483.80 46.73 74.00 -27.27 44.58 30.80 5.46 34.11 100 281 PEAK	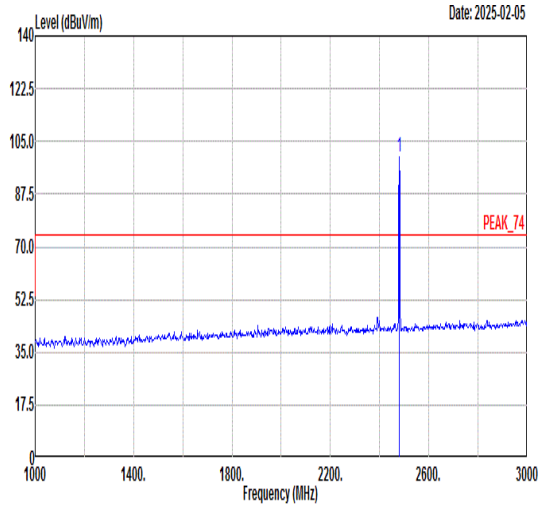 Freq Level Limit Line Margin (dB) Read Level Ant Factor Cable Loss Preamp Factor APos TPos Remark MHz dBuV/m dBuV/m dBuV dB/m dB dB cm deg 1 2480.00 99.64 ------ ------ 97.49 30.80 5.46 34.11 100 281 PEAK
Avg	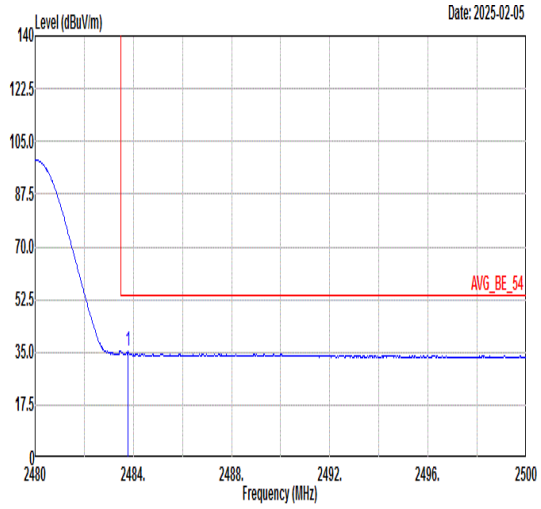 Freq Level Limit Line Margin (dB) Read Level Ant Factor Cable Loss Preamp Factor APos TPos Remark MHz dBuV/m dBuV/m dBuV dB/m dB dB cm deg 1 2483.78 35.31 54.00 -18.69 33.16 30.80 5.46 34.11 100 281 AVERAGE	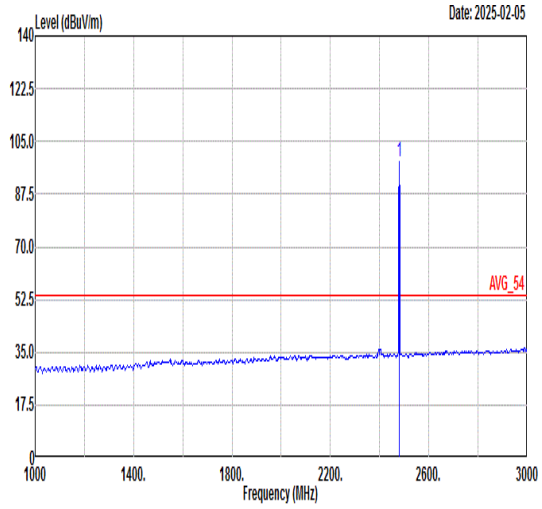 Freq Level Limit Line Margin (dB) Read Level Ant Factor Cable Loss Preamp Factor APos TPos Remark MHz dBuV/m dBuV/m dBuV dB/m dB dB cm deg 1 2480.00 98.49 ------ ------ 96.34 30.80 5.46 34.11 100 281 AVERAGE

Mode	6	
	Harmonic	
	2400-2483.5_Bluetooth-LE_CH39_2480MHz	
ANT	10	
Pol.	Horizontal	Vertical
Peak Avg	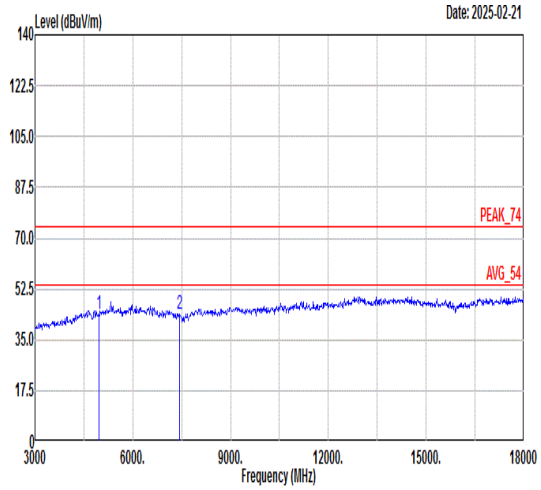 Freq Level Limit Line Margin Read Level Ant Factor Cable Loss Preamp Factor APos TPos Remark MHz dBuV/m dBuV/m dB dBuV dB/m dB dB cm deg 1 4960.00 43.95 74.00 -30.05 63.66 36.64 8.46 64.81 --- --- Peak 2 7440.00 43.94 74.00 -30.06 61.98 36.76 10.17 64.97 --- --- Peak	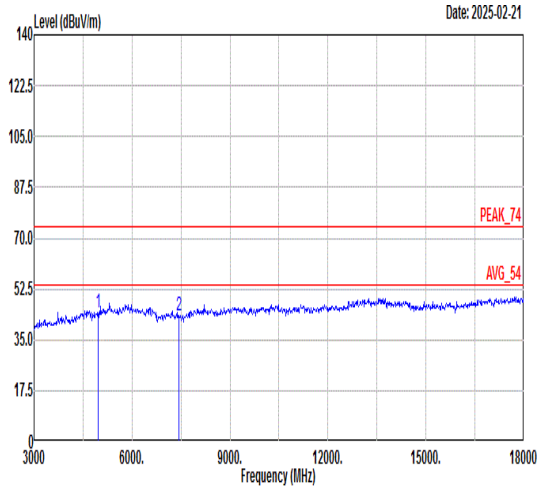 Freq Level Limit Line Margin Read Level Ant Factor Cable Loss Preamp Factor APos TPos Remark MHz dBuV/m dBuV/m dB dBuV dB/m dB dB cm deg 1 4960.00 44.62 74.00 -29.38 64.33 36.64 8.46 64.81 --- --- Peak 2 7440.00 43.08 74.00 -30.92 61.12 36.76 10.17 64.97 --- --- Peak

Mode	7	
	Band Edge	
	2400-2483.5_Bluetooth-LE_CH00_2402MHz	
ANT	10	
Pol.	Horizontal	Fundamental
Peak	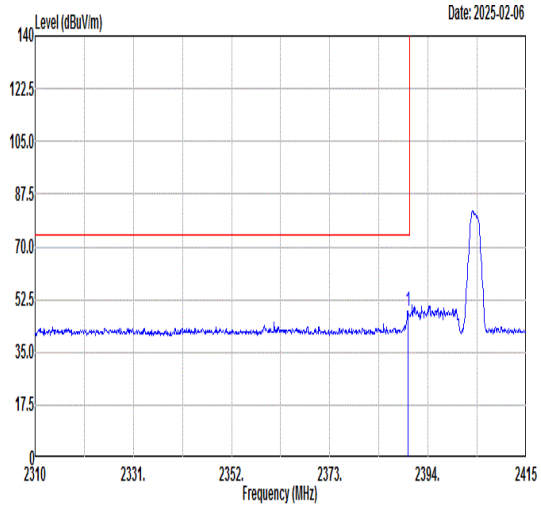 Freq Level Limit Line Margin (dB) Read Level Ant Factor Cable Loss Preamp Factor APos TPos Remark MHz dBuV/m dBuV/m dBuV dB/m dB dB cm deg 1 2389.70 48.65 74.00 -25.35 46.65 30.78 5.36 34.14 300 76 PEAK	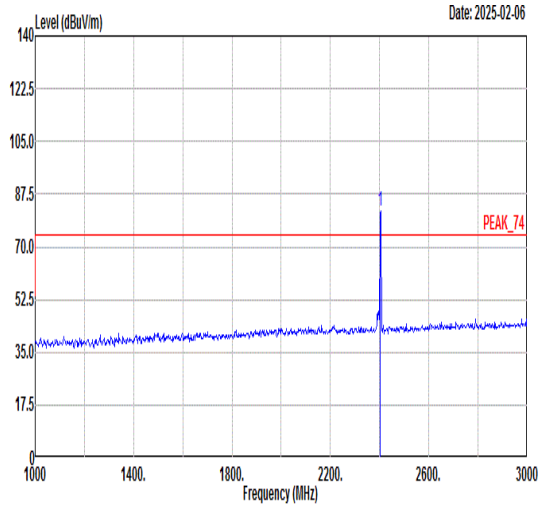 Freq Level Limit Line Margin (dB) Read Level Ant Factor Cable Loss Preamp Factor APos TPos Remark MHz dBuV/m dBuV/m dBuV dB/m dB dB cm deg 1 2402.00 81.72 ------ ------ 79.71 30.78 5.37 34.14 300 76 PEAK
Avg	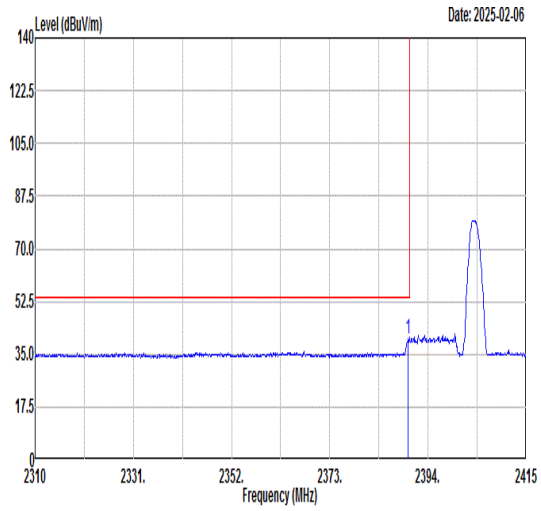 Freq Level Limit Line Margin (dB) Read Level Ant Factor Cable Loss Preamp Factor APos TPos Remark MHz dBuV/m dBuV/m dBuV dB/m dB dB cm deg 1 2389.80 40.13 54.00 -13.87 38.13 30.78 5.36 34.14 300 76 AVERAGE	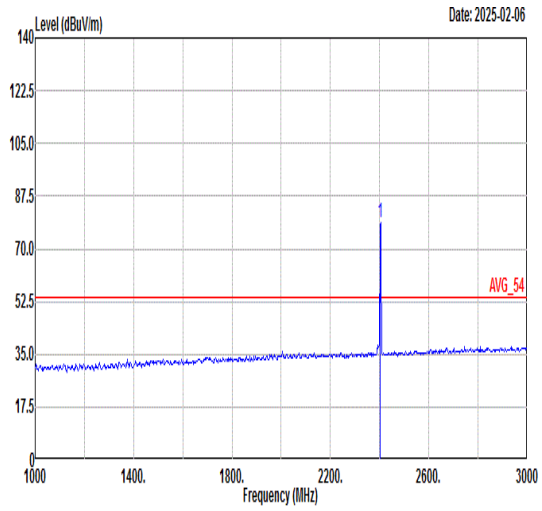 Freq Level Limit Line Margin (dB) Read Level Ant Factor Cable Loss Preamp Factor APos TPos Remark MHz dBuV/m dBuV/m dBuV dB/m dB dB cm deg 1 2402.00 78.69 ------ ------ 76.68 30.78 5.37 34.14 300 76 AVERAGE

Mode	7	
	Band Edge	
	2400-2483.5_Bluetooth-LE_CH00_2402MHz	
ANT	10	
Pol.	Vertical	Fundamental
Peak	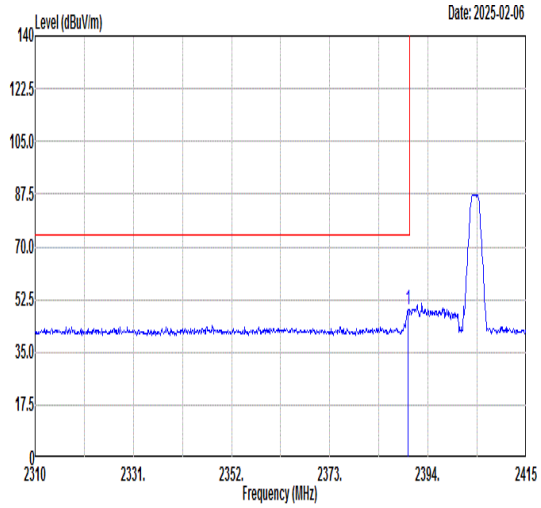 Freq Level Limit Line Margin (dB) Read Level Ant Factor Cable Loss Preamp Factor APos TPos Remark MHz dBuV/m dBuV/m dBuV dB/m dB dB cm deg 1 2389.70 49.31 74.00 -24.69 47.31 30.78 5.36 34.14 400 207 PEAK	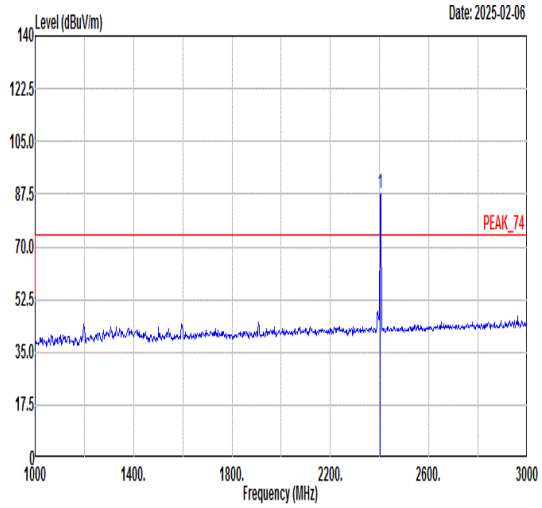 Freq Level Limit Line Margin (dB) Read Level Ant Factor Cable Loss Preamp Factor APos TPos Remark MHz dBuV/m dBuV/m dBuV dB/m dB dB cm deg 1 2402.00 87.44 ------ ------ 85.43 30.78 5.37 34.14 400 207 PEAK
Avg	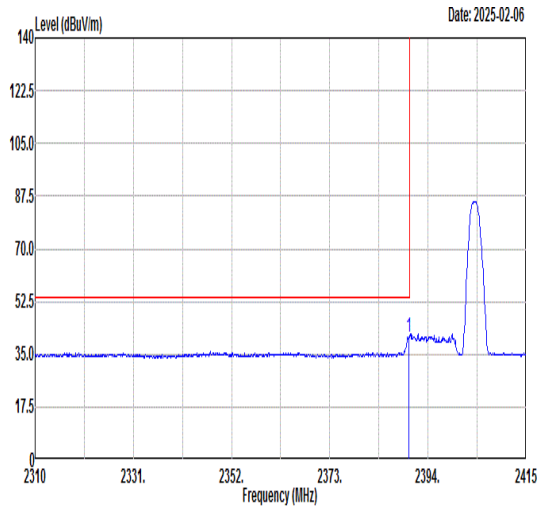 Freq Level Limit Line Margin (dB) Read Level Ant Factor Cable Loss Preamp Factor APos TPos Remark MHz dBuV/m dBuV/m dBuV dB/m dB dB cm deg 1 2389.91 40.90 54.00 -13.10 38.90 30.78 5.36 34.14 400 207 AVERAGE	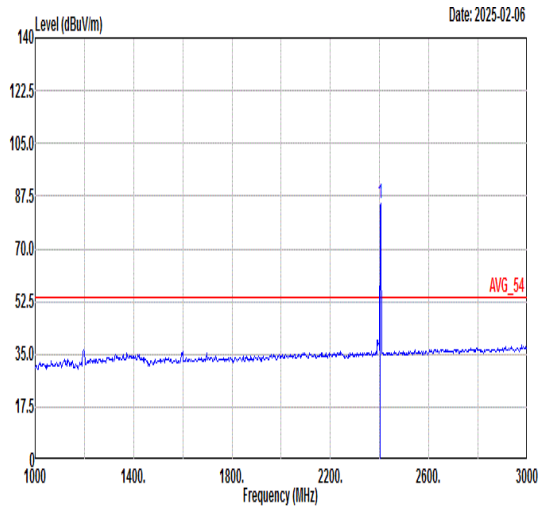 Freq Level Limit Line Margin (dB) Read Level Ant Factor Cable Loss Preamp Factor APos TPos Remark MHz dBuV/m dBuV/m dBuV dB/m dB dB cm deg 1 2402.00 85.08 ------ ------ 83.07 30.78 5.37 34.14 400 207 AVERAGE

Mode	7	
	Harmonic	
	2400-2483.5_Bluetooth-LE_CH00_2402MHz	
ANT	10	
Pol.	Horizontal	Vertical
Peak Avg	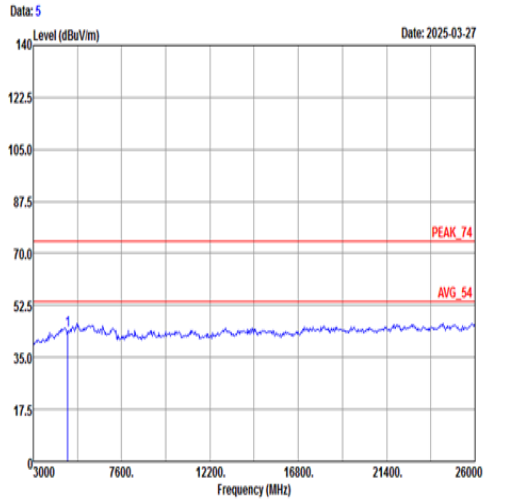 Freq Level Over Limit Limit Line ReadLevel Antenna Factor Cable Loss Preamp Factor A/Pos T/Pos Remark MHz dBuV/m dB dBuV/m dBuV dB/m dB dB cm deg 1 * 4804.00 43.89 -30.11 74.00 63.46 36.39 8.88 64.84 --- --- Peak	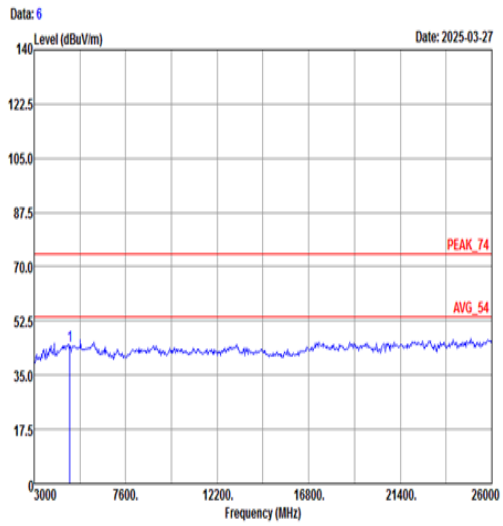 Freq Level Over Limit Limit Line ReadLevel Antenna Factor Cable Loss Preamp Factor A/Pos T/Pos Remark MHz dBuV/m dB dBuV/m dBuV dB/m dB dB cm deg 1 * 4804.00 44.27 -29.73 74.00 63.84 36.39 8.88 64.84 --- --- Peak

Mode	8	
	Harmonic	
	2400-2483.5_Bluetooth-LE_CH19_2440MHz	
ANT	10	
Pol.	Horizontal	Vertical
Peak Avg	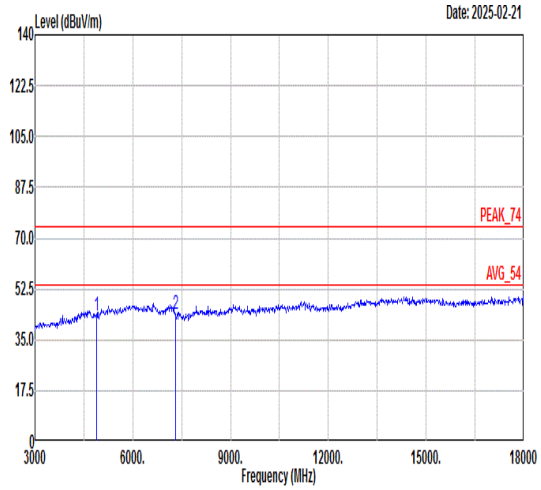 Freq Level Limit Line Margin Read Level Ant Factor Cable Loss Preamp Factor APos TPos Remark MHz dBuV/m dBuV/m dB dBuV dB/m dB dB cm deg 1 4880.00 43.55 74.00 -30.45 63.15 36.51 8.71 64.82 --- --- Peak 2 7320.00 43.68 74.00 -30.32 61.62 36.88 10.18 65.00 --- --- Peak	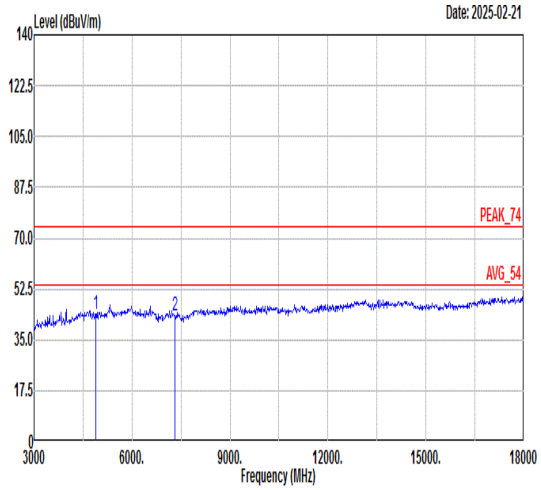 Freq Level Limit Line Margin Read Level Ant Factor Cable Loss Preamp Factor APos TPos Remark MHz dBuV/m dBuV/m dB dBuV dB/m dB dB cm deg 1 4880.00 43.94 74.00 -30.06 63.54 36.51 8.71 64.82 --- --- Peak 2 7320.00 43.23 74.00 -30.77 61.17 36.88 10.18 65.00 --- --- Peak

Mode	9	
	Band Edge	
	2400-2483.5_Bluetooth-LE_CH39_2480MHz	
ANT	10	
Pol.	Horizontal	Fundamental
Peak	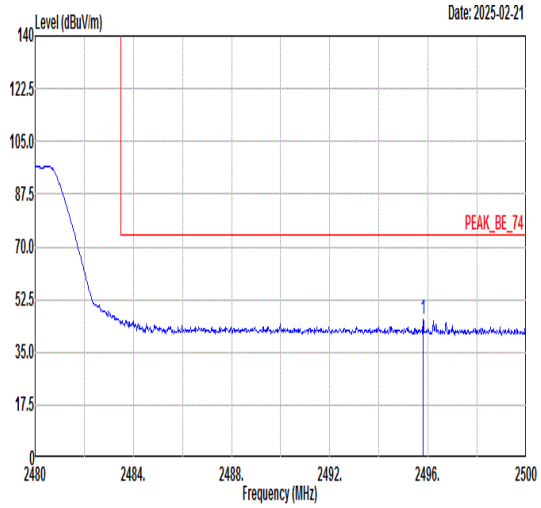 Freq Level Limit Line Margin Read Level Ant Factor Cable Loss Preamp Factor APos TPos Remark MHz dBuV/m dBuV/m dB dBuV dB/m dB dB cm deg 1 2495.80 46.04 74.00 -27.96 43.87 30.80 5.47 34.10 190 312 PEAK	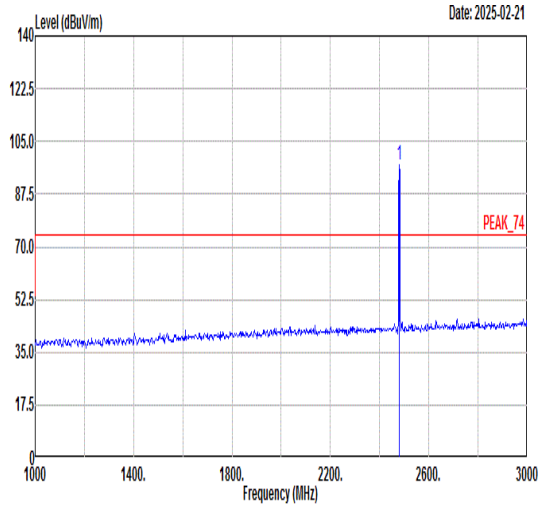 Freq Level Limit Line Margin Read Level Ant Factor Cable Loss Preamp Factor APos TPos Remark MHz dBuV/m dBuV/m dB dBuV dB/m dB dB cm deg 1 2480.00 97.10 ------ ------ 94.95 30.80 5.46 34.11 190 312 PEAK
Avg	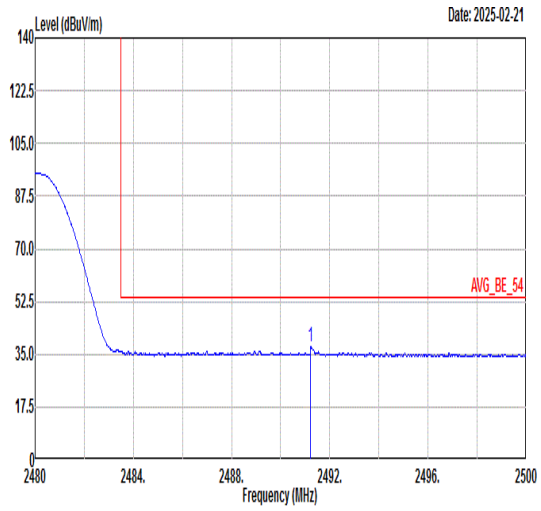 Freq Level Limit Line Margin Read Level Ant Factor Cable Loss Preamp Factor APos TPos Remark MHz dBuV/m dBuV/m dB dBuV dB/m dB dB cm deg 1 2491.22 37.66 54.00 -16.34 35.49 30.80 5.47 34.10 190 312 AVERAGE	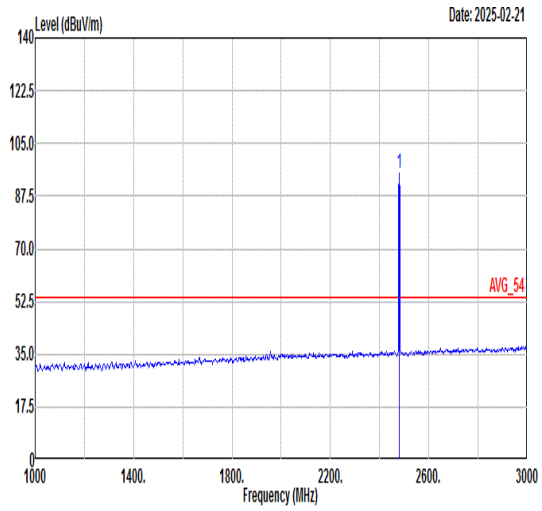 Freq Level Limit Line Margin Read Level Ant Factor Cable Loss Preamp Factor APos TPos Remark MHz dBuV/m dBuV/m dB dBuV dB/m dB dB cm deg 1 2480.00 95.16 ------ ------ 93.01 30.80 5.46 34.11 190 312 AVERAGE

Mode	9	
	Band Edge	
	2400-2483.5_Bluetooth-LE_CH39_2480MHz	
ANT	10	
Pol.	Vertical	Fundamental
Peak	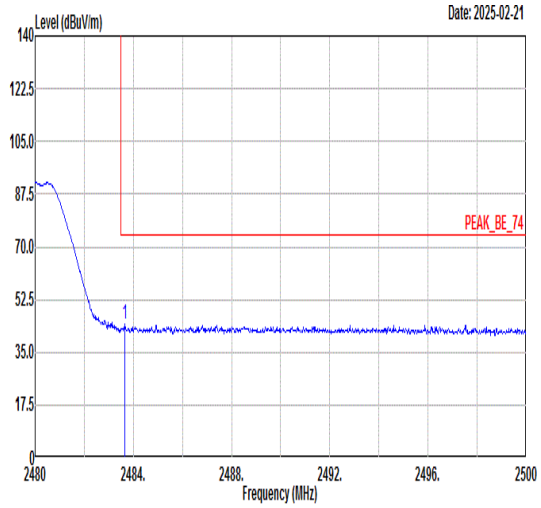 Freq Level Limit Line Margin Read Level Ant Factor Cable Loss Preamp Factor APos TPos Remark MHz dBuV/m dBuV/m dB dBuV dB/m dB dB cm deg 1 2483.66 44.60 74.00 -29.40 42.45 30.80 5.46 34.11 100 303 PEAK	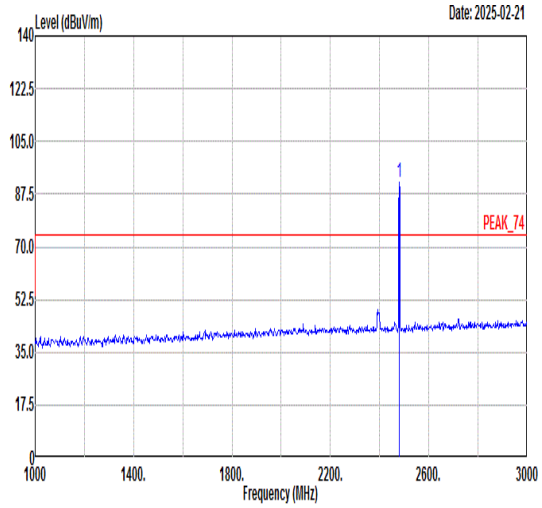 Freq Level Limit Line Margin Read Level Ant Factor Cable Loss Preamp Factor APos TPos Remark MHz dBuV/m dBuV/m dB dBuV dB/m dB dB cm deg 1 2480.00 91.31 ------ ------ 89.16 30.80 5.46 34.11 100 303 PEAK
Avg	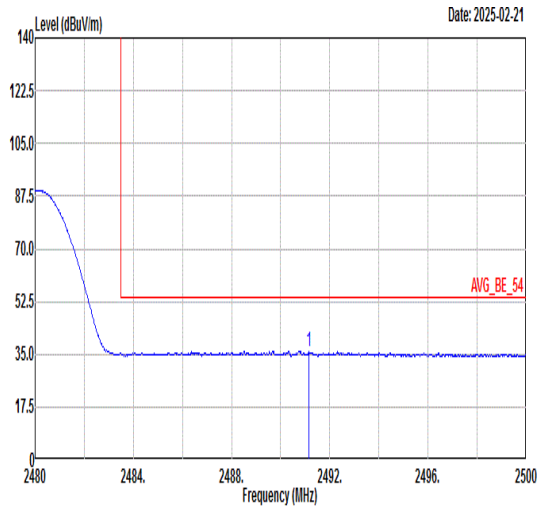 Freq Level Limit Line Margin Read Level Ant Factor Cable Loss Preamp Factor APos TPos Remark MHz dBuV/m dBuV/m dB dBuV dB/m dB dB cm deg 1 2491.14 36.01 54.00 -17.99 33.84 30.80 5.47 34.10 100 303 AVERAGE	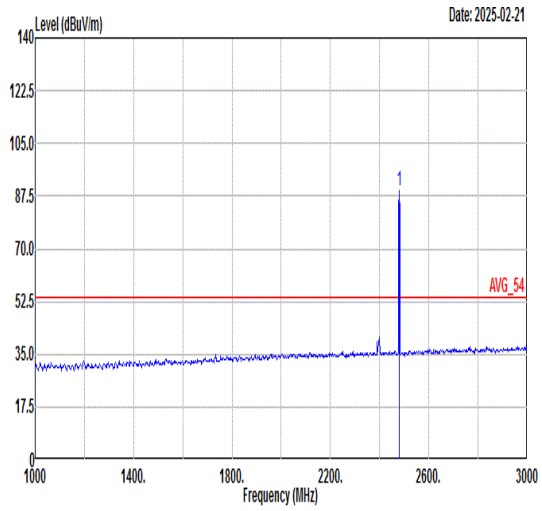 Freq Level Limit Line Margin Read Level Ant Factor Cable Loss Preamp Factor APos TPos Remark MHz dBuV/m dBuV/m dB dBuV dB/m dB dB cm deg 1 2480.00 89.39 ------ ------ 87.24 30.80 5.46 34.11 100 303 AVERAGE

Mode	9	
	Harmonic	
	2400-2483.5_Bluetooth-LE_CH39_2480MHz	
ANT	10	
Pol.	Horizontal	Vertical
Peak Avg	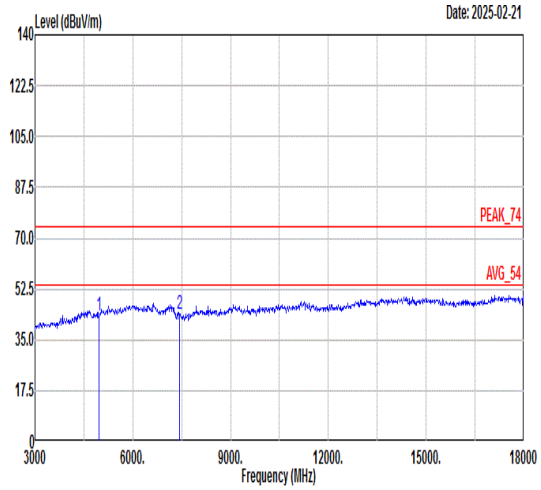 Freq Level Limit Line Margin Read Level Ant Factor Cable Loss Preamp Factor APos TPos Remark MHz dBuV/m dBuV/m dB dBuV dB/m dB dB cm deg 1 4960.00 43.37 74.00 -30.63 63.08 36.64 8.46 64.81 --- --- Peak 2 7440.00 43.61 74.00 -30.39 61.65 36.76 10.17 64.97 --- --- Peak	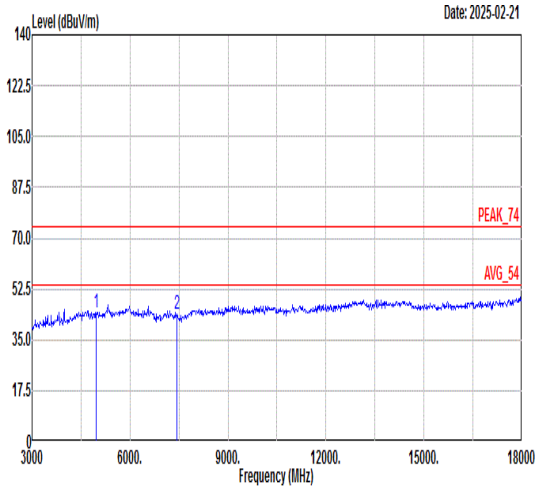 Freq Level Limit Line Margin Read Level Ant Factor Cable Loss Preamp Factor APos TPos Remark MHz dBuV/m dBuV/m dB dBuV dB/m dB dB cm deg 1 4960.00 44.27 74.00 -29.73 63.98 36.64 8.46 64.81 --- --- Peak 2 7440.00 44.03 74.00 -29.97 62.07 36.76 10.17 64.97 --- --- Peak

Mode	13	
	Band Edge	
	2400-2483.5_Bluetooth-LE_CH00_2402MHz	
ANT	11	
Pol.	Horizontal	Fundamental
Peak	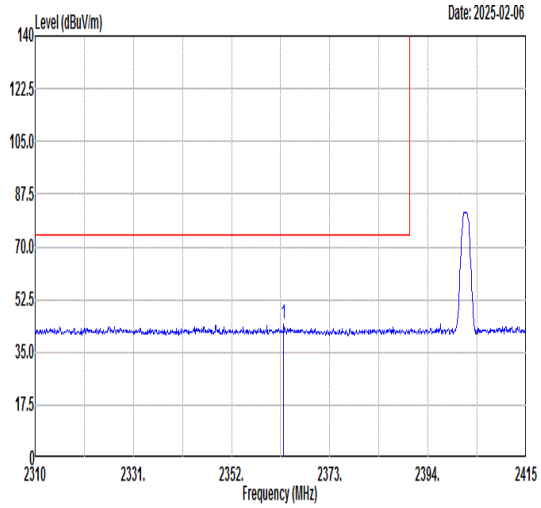 Freq Level Limit Line Margin (dB) Read Level Ant Factor Cable Loss Preamp Factor APos TPos Remark MHz dBuV/m dBuV/m dBuV dB/m dB dB cm deg 1 2363.13 44.38 74.00 -29.62 42.42 30.77 5.34 34.15 300 93 PEAK	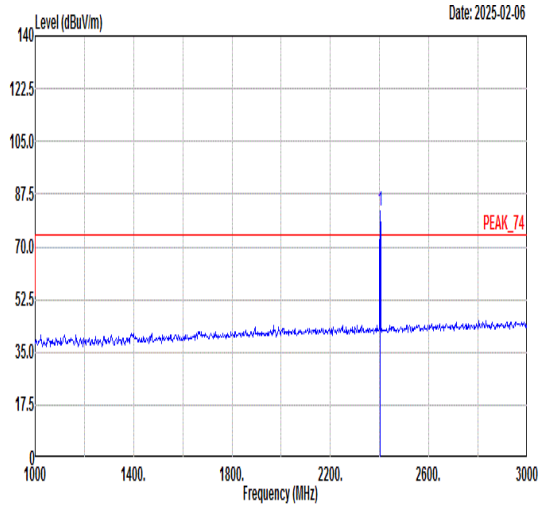 Freq Level Limit Line Margin (dB) Read Level Ant Factor Cable Loss Preamp Factor APos TPos Remark MHz dBuV/m dBuV/m dBuV dB/m dB dB cm deg 1 2402.00 81.65 ------ ------ 79.64 30.78 5.37 34.14 300 93 PEAK
Avg	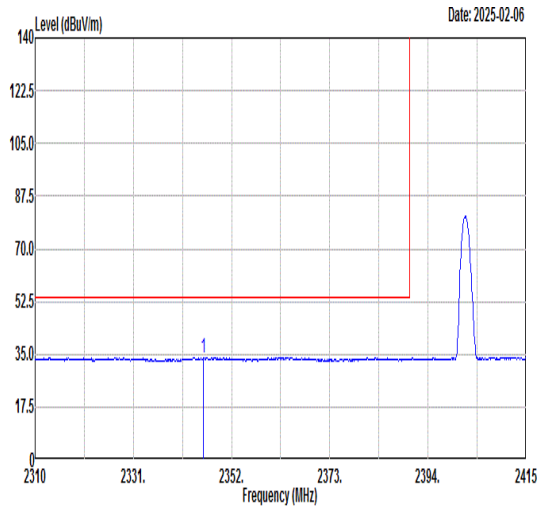 Freq Level Limit Line Margin (dB) Read Level Ant Factor Cable Loss Preamp Factor APos TPos Remark MHz dBuV/m dBuV/m dBuV dB/m dB dB cm deg 1 2345.91 34.06 54.00 -19.94 32.13 30.77 5.32 34.16 300 93 AVERAGE	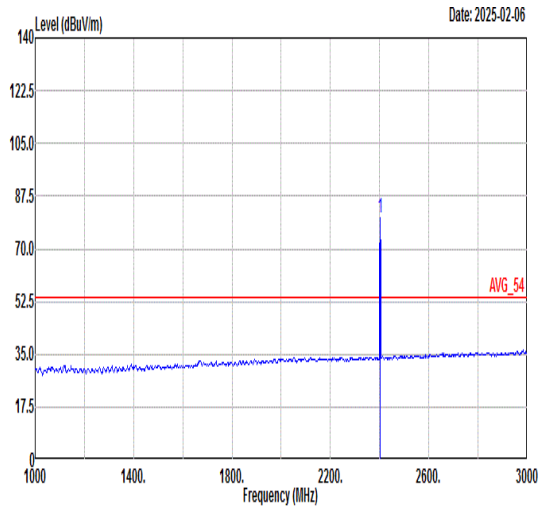 Freq Level Limit Line Margin (dB) Read Level Ant Factor Cable Loss Preamp Factor APos TPos Remark MHz dBuV/m dBuV/m dBuV dB/m dB dB cm deg 1 2402.00 80.29 ------ ------ 78.28 30.78 5.37 34.14 300 93 AVERAGE

Mode	13	
	Band Edge	
	2400-2483.5_Bluetooth-LE_CH00_2402MHz	
ANT	11	
Pol.	Vertical	Fundamental
Peak	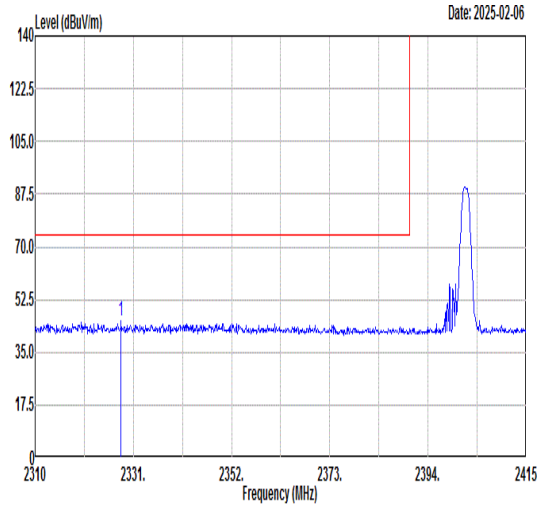 Freq Level Limit Line Margin (dB) Read Level Ant Factor Cable Loss Preamp Factor APos TPos Remark MHz dBuV/m dBuV/m dBuV dB/m dB dB cm deg 1 2328.38 45.32 74.00 -28.68 43.41 30.77 5.31 34.17 300 187 PEAK	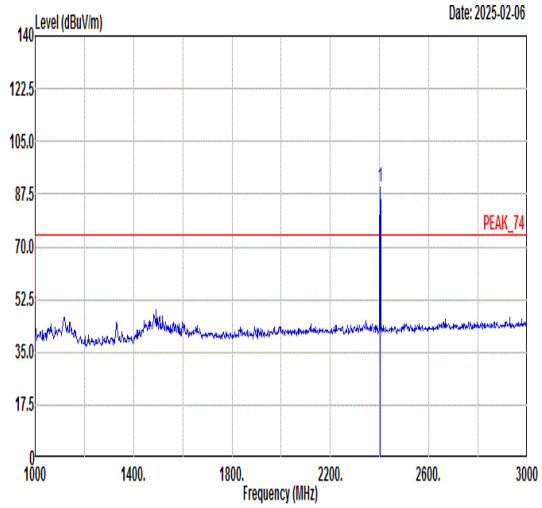 Freq Level Limit Line Margin (dB) Read Level Ant Factor Cable Loss Preamp Factor APos TPos Remark MHz dBuV/m dBuV/m dBuV dB/m dB dB cm deg 1 2402.00 89.87 ------ ------ 87.86 30.78 5.37 34.14 300 187 PEAK
Avg	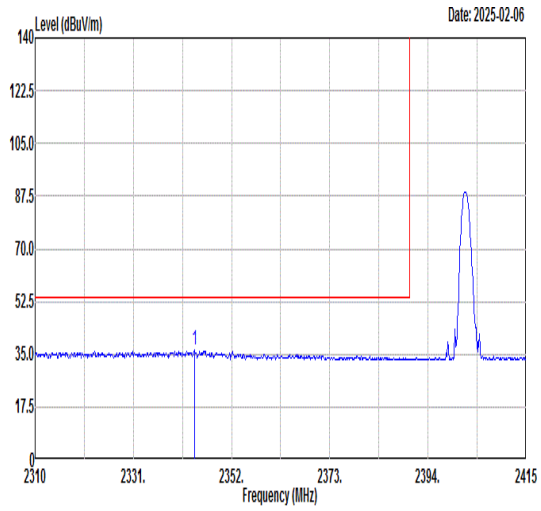 Freq Level Limit Line Margin (dB) Read Level Ant Factor Cable Loss Preamp Factor APos TPos Remark MHz dBuV/m dBuV/m dBuV dB/m dB dB cm deg 1 2344.02 36.22 54.00 -17.78 34.29 30.77 5.32 34.16 300 187 AVERAGE	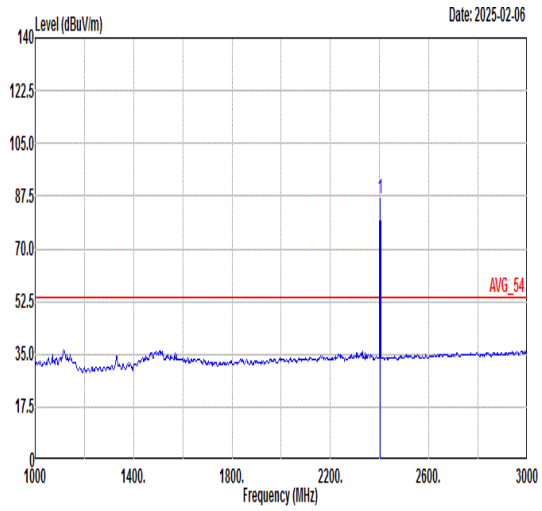 Freq Level Limit Line Margin (dB) Read Level Ant Factor Cable Loss Preamp Factor APos TPos Remark MHz dBuV/m dBuV/m dBuV dB/m dB dB cm deg 1 2402.00 86.83 ------ ------ 84.82 30.78 5.37 34.14 300 187 AVERAGE

Mode	13	
	Harmonic	
	2400-2483.5_Bluetooth-LE_CH00_2402MHz	
ANT	11	
Pol.	Horizontal	Vertical
Peak Avg	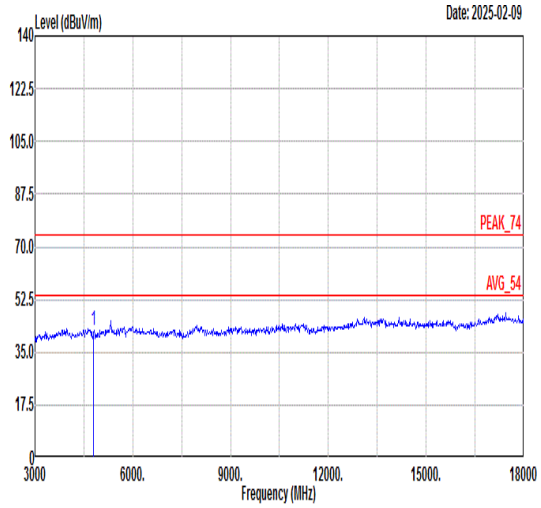 Freq Level Limit Line Margin Read Level Ant Factor Cable Loss Preamp Factor APos TPos Remark MHz dBuV/m dBuV/m dB dBuV dB/m dB dB cm deg 1 4804.00 42.33 74.00 -31.67 61.84 36.39 8.94 64.84 --- --- Peak	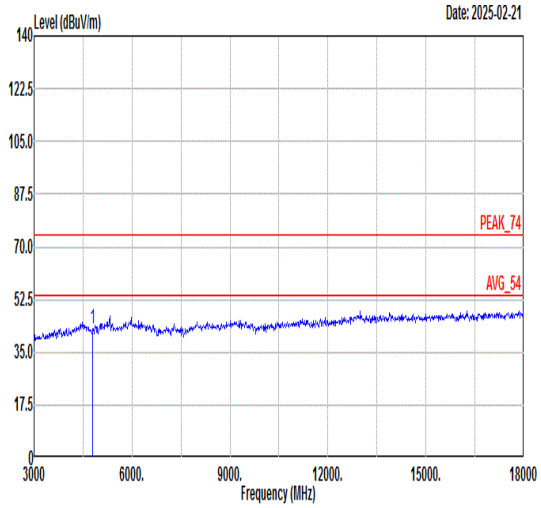 Freq Level Limit Line Margin Read Level Ant Factor Cable Loss Preamp Factor APos TPos Remark MHz dBuV/m dBuV/m dB dBuV dB/m dB dB cm deg 1 4804.00 42.65 74.00 -31.35 62.16 36.39 8.94 64.84 --- --- Peak

Mode	14	
	Harmonic	
	2400-2483.5_Bluetooth-LE_CH19_2440MHz	
ANT	11	
Pol.	Horizontal	Vertical
Peak Avg	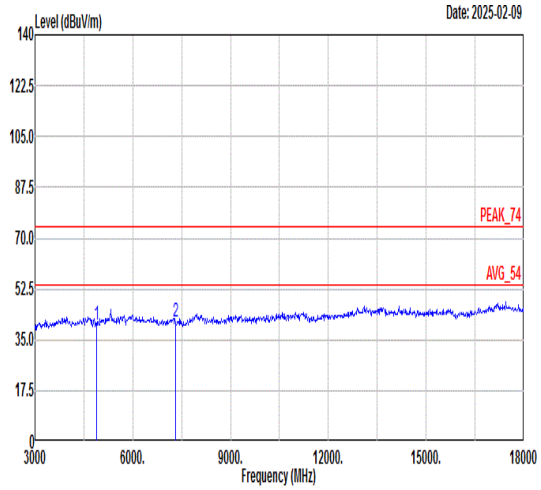 Freq Level Limit Line Margin Read Level Ant Factor Cable Loss Preamp Factor APos TPos Remark MHz dBuV/m dBuV/m dB dBuV dB/m dB dB cm deg 1 4880.00 40.28 74.00 -33.72 59.88 36.51 8.71 64.82 --- --- Peak 2 7320.00 40.98 74.00 -33.02 58.92 36.88 10.18 65.00 --- --- Peak	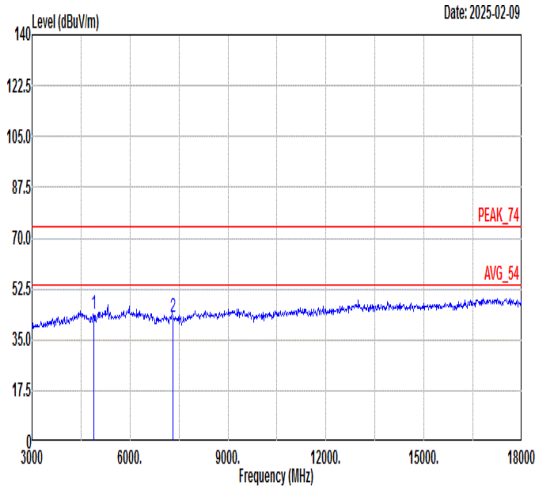 Freq Level Limit Line Margin Read Level Ant Factor Cable Loss Preamp Factor APos TPos Remark MHz dBuV/m dBuV/m dB dBuV dB/m dB dB cm deg 1 4880.00 43.66 74.00 -30.34 63.26 36.51 8.71 64.82 --- --- Peak 2 7320.00 43.05 74.00 -30.95 60.99 36.88 10.18 65.00 --- --- Peak

Mode	15	
	Band Edge	
	2400-2483.5_Bluetooth-LE_CH39_2480MHz	
ANT	11	
Pol.	Horizontal	Fundamental
Peak	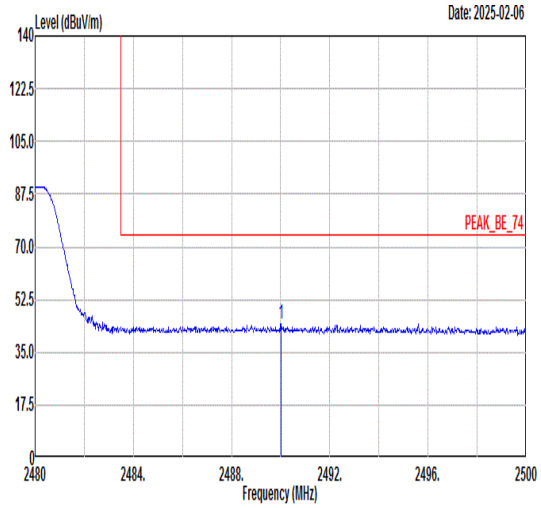 Freq Level Limit Line Margin (dB) Read Level Ant Factor Cable Loss Preamp Factor APos TPos Remark MHz dBuV/m dBuV/m dBuV dB/m dB dB cm deg 1 2490.02 44.54 74.00 -29.46 42.37 30.80 5.47 34.10 100 26 PEAK	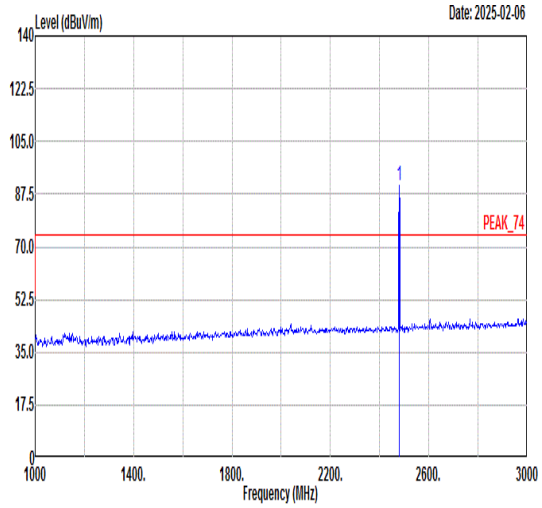 Freq Level Limit Line Margin (dB) Read Level Ant Factor Cable Loss Preamp Factor APos TPos Remark MHz dBuV/m dBuV/m dBuV dB/m dB dB cm deg 1 2480.00 90.24 ------ ------ 88.09 30.80 5.46 34.11 100 26 PEAK
Avg	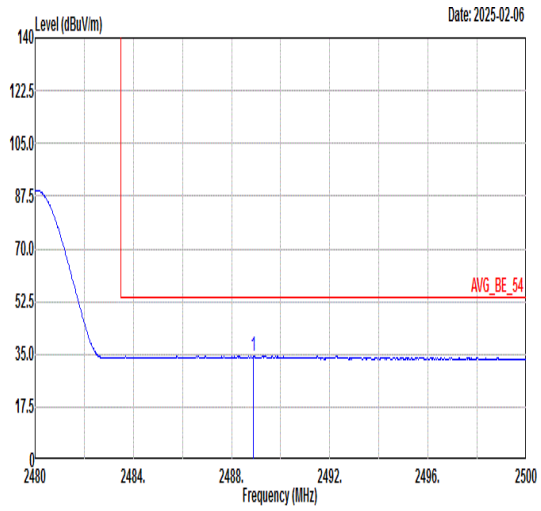 Freq Level Limit Line Margin (dB) Read Level Ant Factor Cable Loss Preamp Factor APos TPos Remark MHz dBuV/m dBuV/m dBuV dB/m dB dB cm deg 1 2488.90 34.37 54.00 -19.63 32.20 30.80 5.47 34.10 100 26 AVERAGE	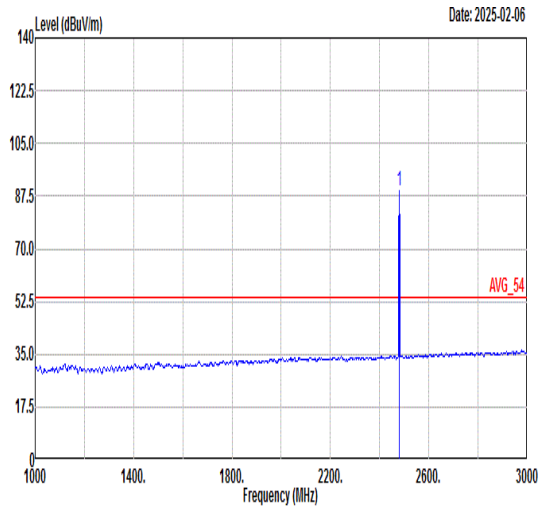 Freq Level Limit Line Margin (dB) Read Level Ant Factor Cable Loss Preamp Factor APos TPos Remark MHz dBuV/m dBuV/m dBuV dB/m dB dB cm deg 1 2480.00 89.17 ------ ------ 87.02 30.80 5.46 34.11 100 26 AVERAGE

Mode	15	
	Band Edge	
	2400-2483.5_Bluetooth-LE_CH39_2480MHz	
ANT	11	
Pol.	Vertical	Fundamental
Peak	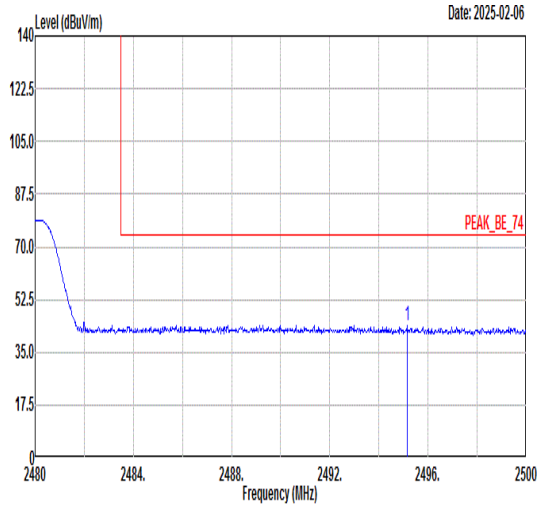 Freq Level Limit Line Margin (dB) Read Level Ant Factor Cable Loss Preamp Factor APos TPos Remark MHz dBuV/m dBuV/m dBuV dB/m dB dB cm deg 1 2495.14 44.04 74.00 -29.96 41.87 30.80 5.47 34.10 400 4 PEAK	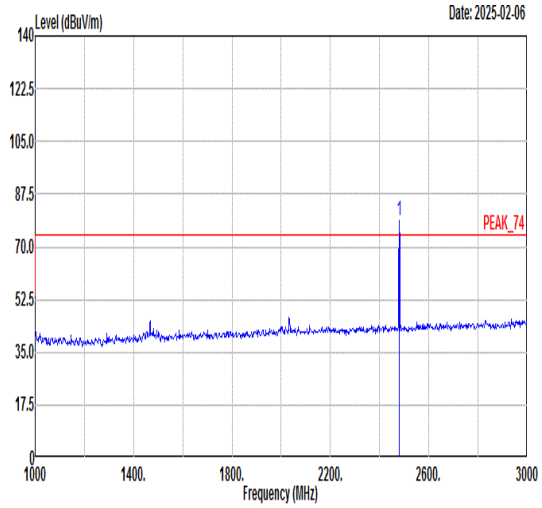 Freq Level Limit Line Margin (dB) Read Level Ant Factor Cable Loss Preamp Factor APos TPos Remark MHz dBuV/m dBuV/m dBuV dB/m dB dB cm deg 1 2480.00 78.83 ------ ------ 76.68 30.80 5.46 34.11 400 4 PEAK
Avg	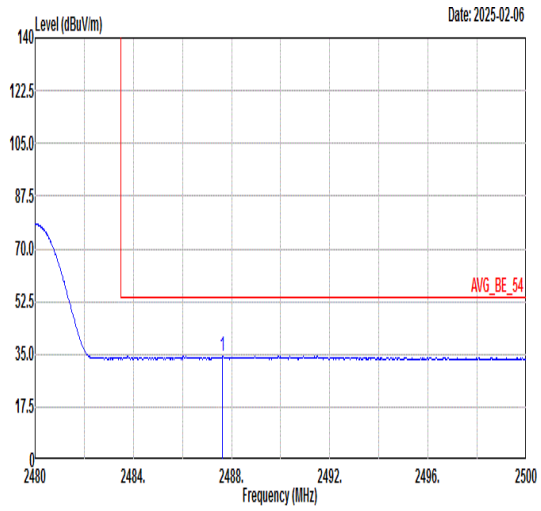 Freq Level Limit Line Margin (dB) Read Level Ant Factor Cable Loss Preamp Factor APos TPos Remark MHz dBuV/m dBuV/m dBuV dB/m dB dB cm deg 1 2487.64 34.27 54.00 -19.73 32.11 30.80 5.46 34.10 400 4 AVERAGE	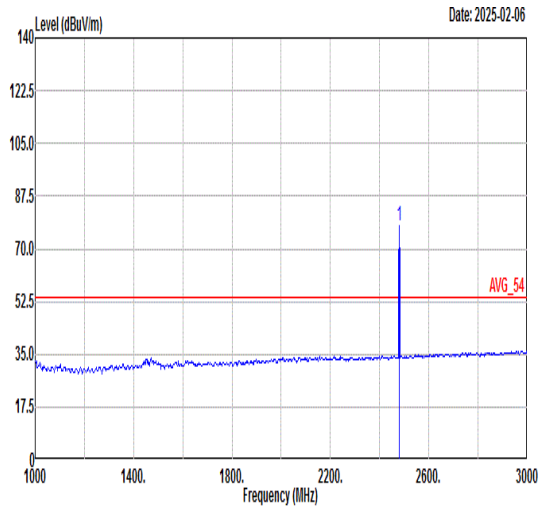 Freq Level Limit Line Margin (dB) Read Level Ant Factor Cable Loss Preamp Factor APos TPos Remark MHz dBuV/m dBuV/m dBuV dB/m dB dB cm deg 1 2480.00 77.81 ------ ------ 75.66 30.80 5.46 34.11 400 4 AVERAGE

Mode	15	
	Harmonic	
	2400-2483.5_Bluetooth-LE_CH39_2480MHz	
ANT	11	
Pol.	Horizontal	Vertical
Peak Avg	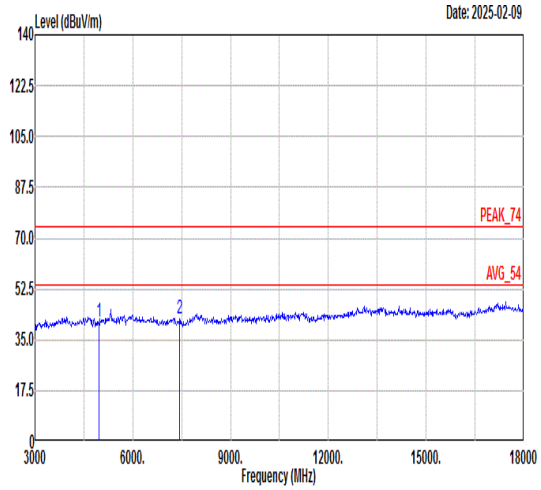 Freq Level Limit Line Margin Read Level Ant Factor Cable Loss Preamp Factor APos TPos Remark MHz dBuV/m dBuV/m dB dBuV dB/m dB dB cm deg 1 4960.00 41.33 74.00 -32.67 61.04 36.64 8.46 64.81 --- --- Peak 2 7440.00 42.04 74.00 -31.96 60.08 36.76 10.17 64.97 --- --- Peak	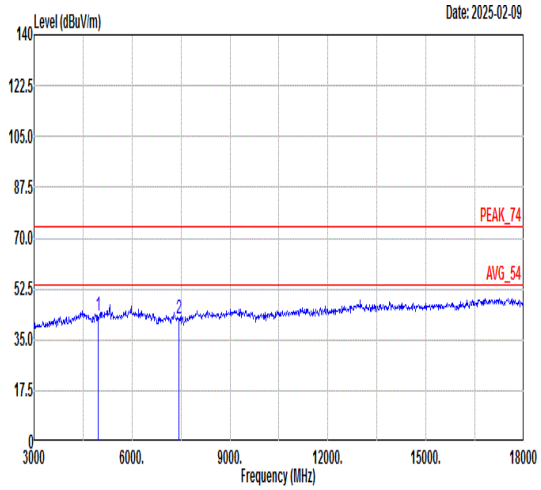 Freq Level Limit Line Margin Read Level Ant Factor Cable Loss Preamp Factor APos TPos Remark MHz dBuV/m dBuV/m dB dBuV dB/m dB dB cm deg 1 4960.00 43.14 74.00 -30.86 62.85 36.64 8.46 64.81 --- --- Peak 2 7440.00 42.31 74.00 -31.69 60.35 36.76 10.17 64.97 --- --- Peak

Mode	16	
	Band Edge	
	2400-2483.5_Bluetooth-LE_CH00_2402MHz	
ANT	11	
Pol.	Horizontal	Fundamental
Peak	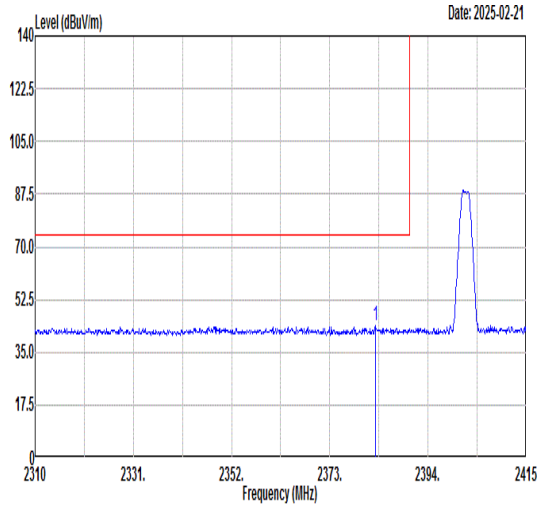 Freq Level Limit Line Margin Read Level Ant Factor Cable Loss Preamp Factor APos TPos Remark MHz dBuV/m dBuV/m dB dBuV dB/m dB dB cm deg 1 2382.77 44.01 74.00 -29.99 42.03 30.78 5.35 34.15 136 22 PEAK	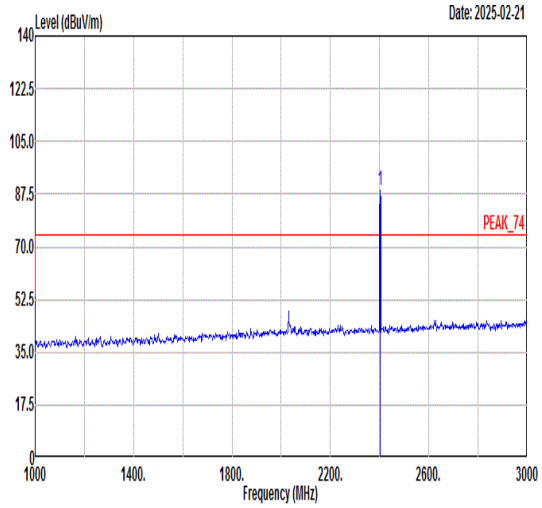 Freq Level Limit Line Margin Read Level Ant Factor Cable Loss Preamp Factor APos TPos Remark MHz dBuV/m dBuV/m dB dBuV dB/m dB dB cm deg 1 2402.00 88.61 ------ ------ 86.60 30.78 5.37 34.14 136 22 PEAK
Avg	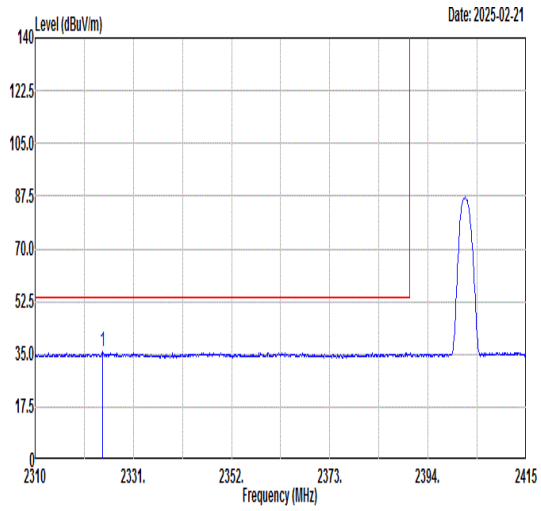 Freq Level Limit Line Margin Read Level Ant Factor Cable Loss Preamp Factor APos TPos Remark MHz dBuV/m dBuV/m dB dBuV dB/m dB dB cm deg 1 2324.39 36.08 54.00 -17.92 34.19 30.76 5.30 34.17 136 22 AVERAGE	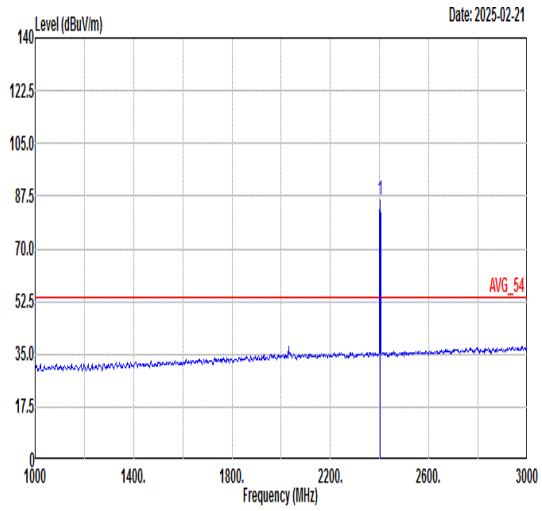 Freq Level Limit Line Margin Read Level Ant Factor Cable Loss Preamp Factor APos TPos Remark MHz dBuV/m dBuV/m dB dBuV dB/m dB dB cm deg 1 2402.00 86.34 ------ ------ 84.33 30.78 5.37 34.14 136 22 AVERAGE

Mode	16	
	Band Edge	
	2400-2483.5_Bluetooth-LE_CH00_2402MHz	
ANT	11	
Pol.	Vertical	Fundamental
Peak	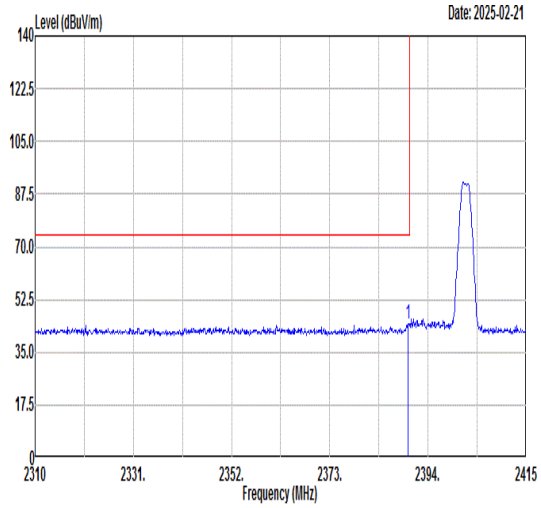 Freq Level Limit Line Margin Read Level Ant Factor Cable Loss Preamp Factor APos TPos Remark MHz dBuV/m dBuV/m dB dBuV dB/m dB dB cm deg 1 2389.70 44.62 74.00 -29.38 42.62 30.78 5.36 34.14 119 339 PEAK	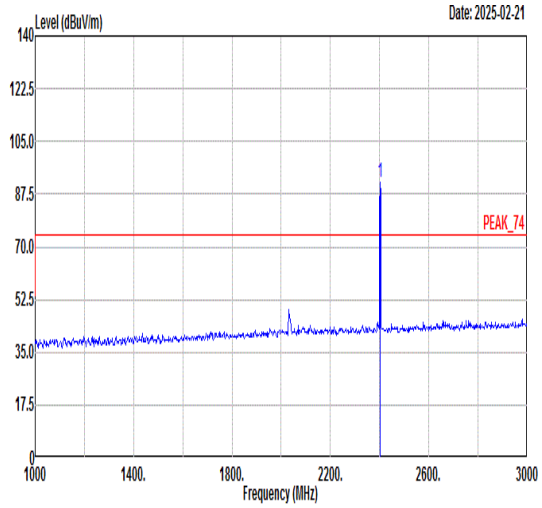 Freq Level Limit Line Margin Read Level Ant Factor Cable Loss Preamp Factor APos TPos Remark MHz dBuV/m dBuV/m dB dBuV dB/m dB dB cm deg 1 2402.00 91.39 ------ ------ 89.38 30.78 5.37 34.14 119 339 PEAK
Avg	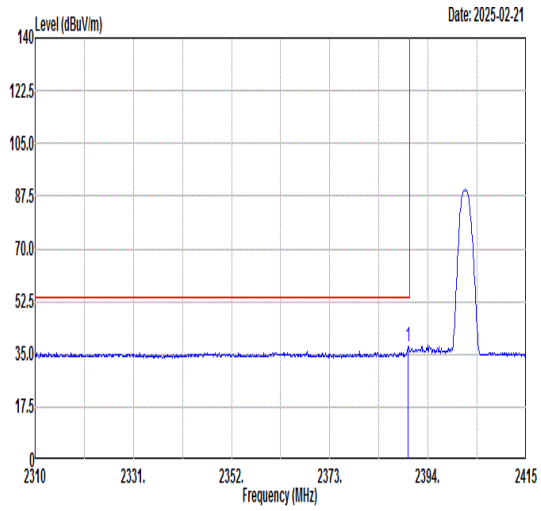 Freq Level Limit Line Margin Read Level Ant Factor Cable Loss Preamp Factor APos TPos Remark MHz dBuV/m dBuV/m dB dBuV dB/m dB dB cm deg 1 2389.80 37.33 54.00 -16.67 35.33 30.78 5.36 34.14 119 339 AVERAGE	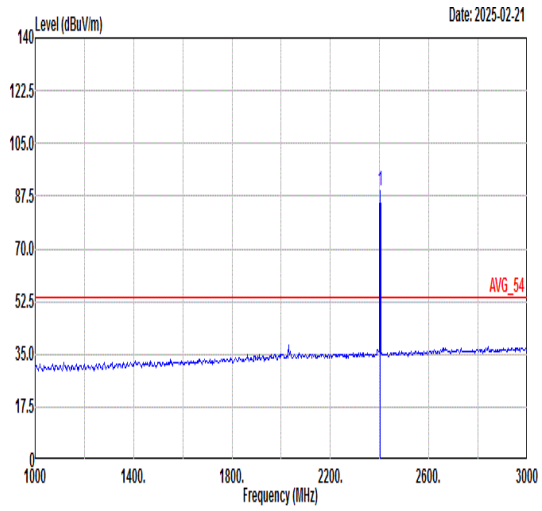 Freq Level Limit Line Margin Read Level Ant Factor Cable Loss Preamp Factor APos TPos Remark MHz dBuV/m dBuV/m dB dBuV dB/m dB dB cm deg 1 2402.00 89.27 ------ ------ 87.26 30.78 5.37 34.14 119 339 AVERAGE

Mode	16	
	Harmonic	
	2400-2483.5_Bluetooth-LE_CH00_2402MHz	
ANT	11	
Pol.	Horizontal	Vertical
Peak Avg	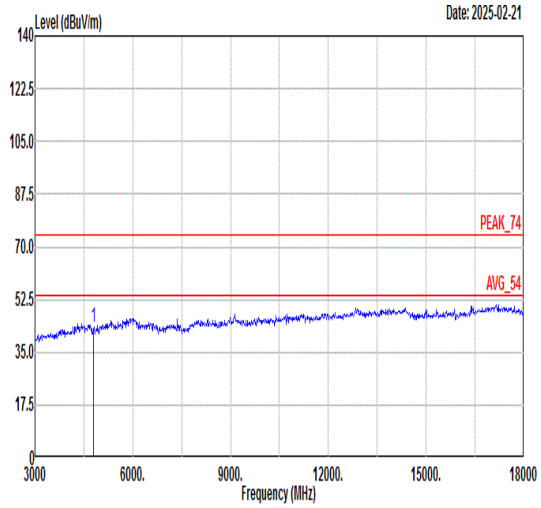 Freq Level Limit Line Margin Read Level Ant Factor Cable Loss Preamp Factor APos TPos Remark MHz dBuV/m dBuV/m dB dBuV dB/m dB dB cm deg 1 4804.00 43.44 74.00 -30.56 62.95 36.39 8.94 64.84 --- --- Peak	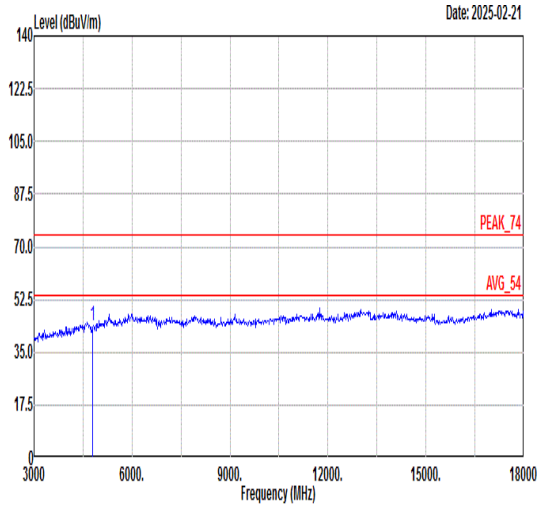 Freq Level Limit Line Margin Read Level Ant Factor Cable Loss Preamp Factor APos TPos Remark MHz dBuV/m dBuV/m dB dBuV dB/m dB dB cm deg 1 4804.00 43.69 74.00 -30.31 63.20 36.39 8.94 64.84 --- --- Peak

Mode	17	
	Harmonic	
	2400-2483.5_Bluetooth-LE_CH19_2440MHz	
ANT	11	
Pol.	Horizontal	Vertical
Peak Avg	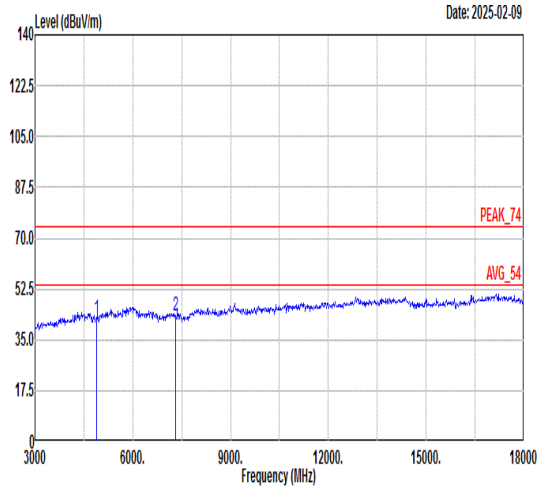 Freq Level Limit Line Margin Read Level Ant Factor Cable Loss Preamp Factor APos TPos Remark MHz dBuV/m dBuV/m dB dBuV dB/m dB dB cm deg 1 4880.00 42.48 74.00 -31.52 62.08 36.51 8.71 64.82 --- --- Peak 2 7320.00 43.08 74.00 -30.92 61.02 36.88 10.18 65.00 --- --- Peak	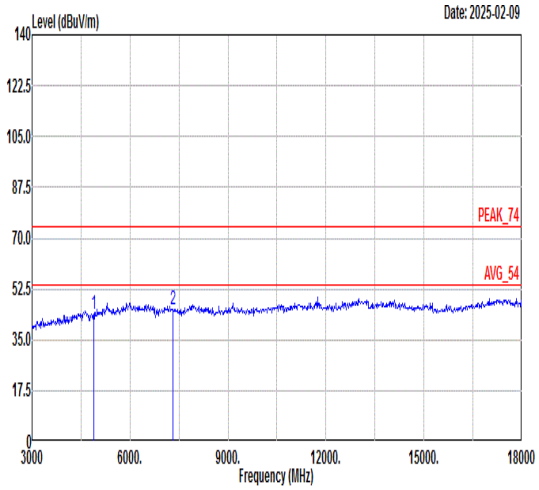 Freq Level Limit Line Margin Read Level Ant Factor Cable Loss Preamp Factor APos TPos Remark MHz dBuV/m dBuV/m dB dBuV dB/m dB dB cm deg 1 4880.00 43.82 74.00 -30.18 63.42 36.51 8.71 64.82 --- --- Peak 2 7320.00 45.24 74.00 -28.76 63.18 36.88 10.18 65.00 --- --- Peak

Mode	18	
	Band Edge	
	2400-2483.5_Bluetooth-LE_CH39_2480MHz	
ANT	11	
Pol.	Horizontal	Fundamental
Peak	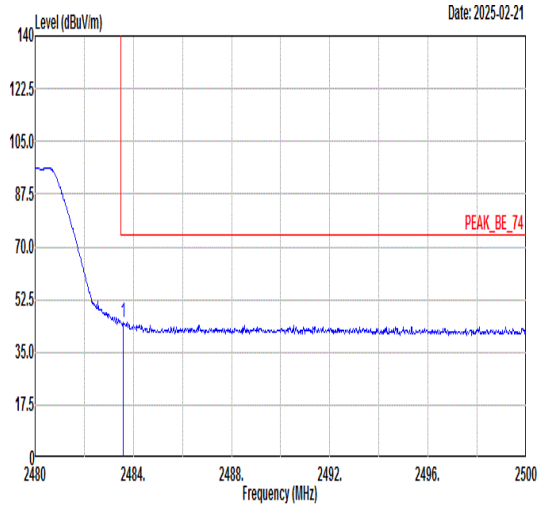 Freq Level Limit Line Margin Read Level Ant Factor Cable Loss Preamp Factor APos TPos Remark MHz dBuV/m dBuV/m dB dBuV dB/m dB dB cm deg 1 2483.58 45.09 74.00 -28.91 42.94 30.80 5.46 34.11 100 314 PEAK	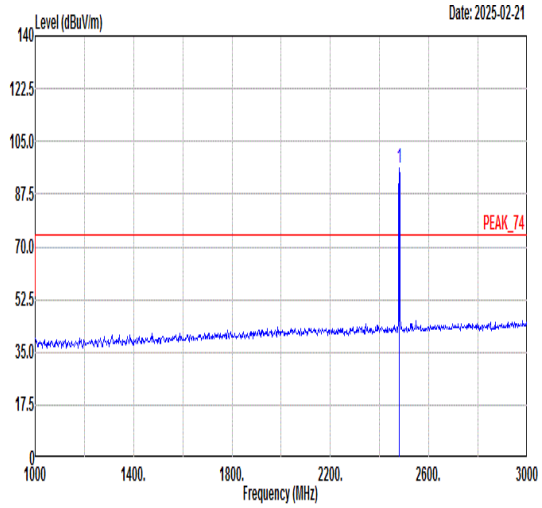 Freq Level Limit Line Margin Read Level Ant Factor Cable Loss Preamp Factor APos TPos Remark MHz dBuV/m dBuV/m dB dBuV dB/m dB dB cm deg 1 2480.00 96.28 ------ ------ 94.13 30.80 5.46 34.11 100 314 PEAK
Avg	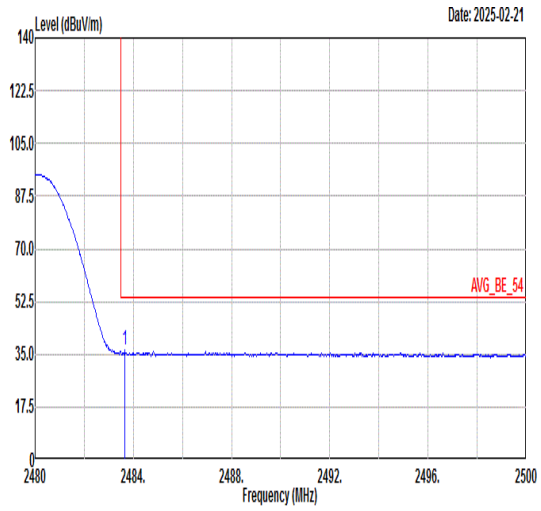 Freq Level Limit Line Margin Read Level Ant Factor Cable Loss Preamp Factor APos TPos Remark MHz dBuV/m dBuV/m dB dBuV dB/m dB dB cm deg 1 2483.64 36.21 54.00 -17.79 34.06 30.80 5.46 34.11 100 314 AVERAGE	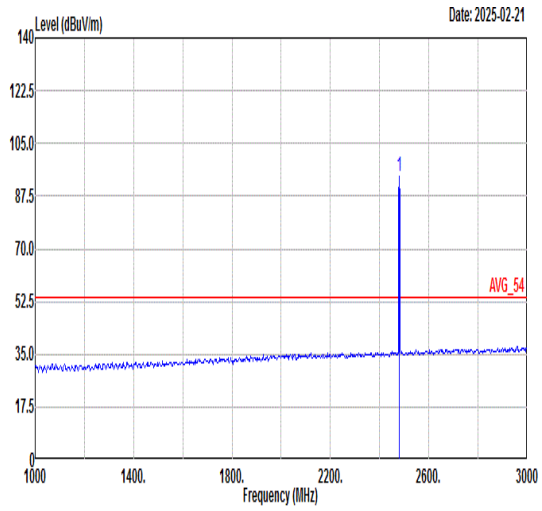 Freq Level Limit Line Margin Read Level Ant Factor Cable Loss Preamp Factor APos TPos Remark MHz dBuV/m dBuV/m dB dBuV dB/m dB dB cm deg 1 2480.00 94.23 ------ ------ 92.08 30.80 5.46 34.11 100 314 AVERAGE

Mode	18	
	Band Edge	
	2400-2483.5_Bluetooth-LE_CH39_2480MHz	
ANT	11	
Pol.	Vertical	Fundamental
Peak	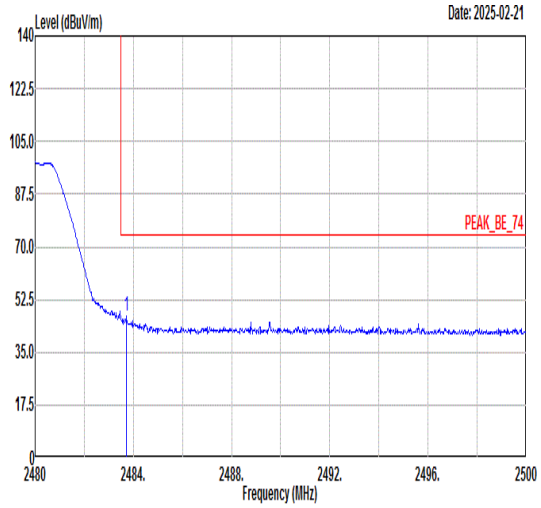 Freq Level Limit Line Margin Read Level Ant Factor Cable Loss Preamp Factor APos TPos Remark MHz dBuV/m dBuV/m dB dBuV dB/m dB dB cm deg 1 2483.72 46.92 74.00 -27.08 44.77 30.80 5.46 34.11 119 293 PEAK	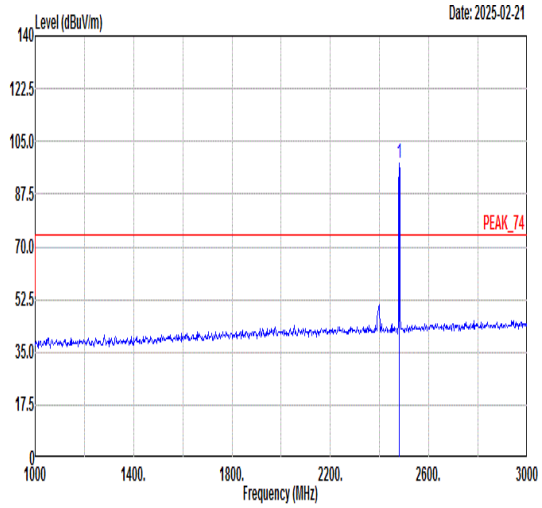 Freq Level Limit Line Margin Read Level Ant Factor Cable Loss Preamp Factor APos TPos Remark MHz dBuV/m dBuV/m dB dBuV dB/m dB dB cm deg 1 2480.00 97.96 ------ ------ 95.81 30.80 5.46 34.11 119 293 PEAK
Avg	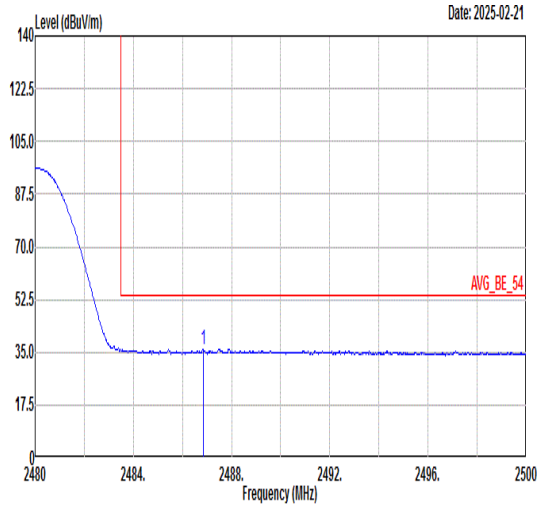 Freq Level Limit Line Margin Read Level Ant Factor Cable Loss Preamp Factor APos TPos Remark MHz dBuV/m dBuV/m dB dBuV dB/m dB dB cm deg 1 2486.84 36.14 54.00 -17.86 33.99 30.80 5.46 34.11 119 293 AVERAGE	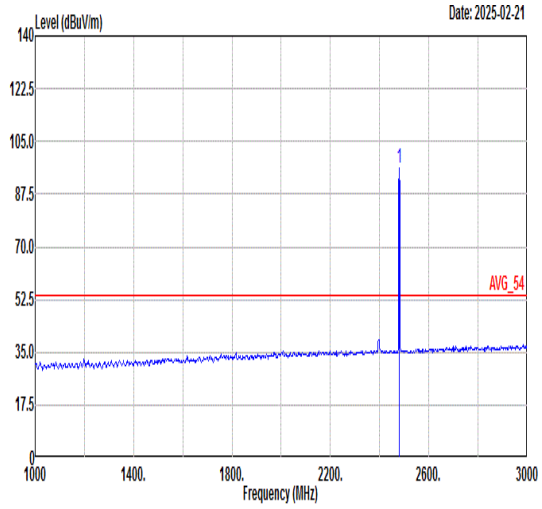 Freq Level Limit Line Margin Read Level Ant Factor Cable Loss Preamp Factor APos TPos Remark MHz dBuV/m dBuV/m dB dBuV dB/m dB dB cm deg 1 2480.00 96.13 ------ ------ 93.98 30.80 5.46 34.11 119 293 AVERAGE

Mode	18	
	Harmonic	
	2400-2483.5_Bluetooth-LE_CH39_2480MHz	
ANT	11	
Pol.	Horizontal	Vertical
Peak Avg	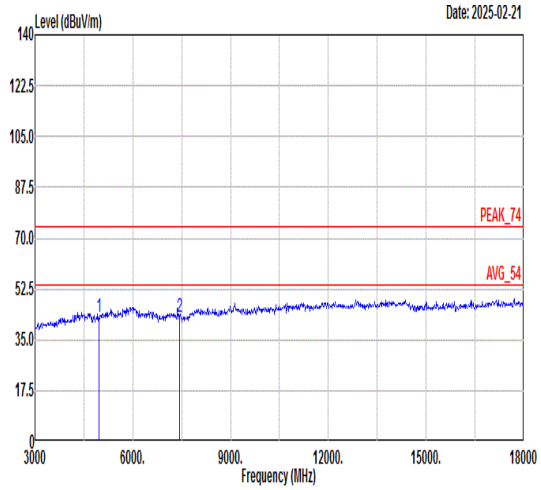 Freq Level Limit Line Margin Read Level Ant Factor Cable Loss Preamp Factor APos TPos Remark MHz dBuV/m dBuV/m dB dBuV dB/m dB dB cm deg 1 4960.00 42.79 74.00 -31.21 62.50 36.64 8.46 64.81 --- --- Peak 2 7440.00 42.55 74.00 -31.45 60.59 36.76 10.17 64.97 --- --- Peak	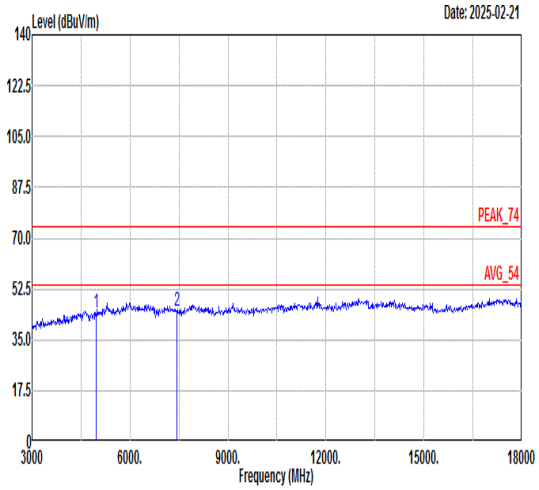 Freq Level Limit Line Margin Read Level Ant Factor Cable Loss Preamp Factor APos TPos Remark MHz dBuV/m dBuV/m dB dBuV dB/m dB dB cm deg 1 4960.00 44.29 74.00 -29.71 64.00 36.64 8.46 64.81 --- --- Peak 2 7440.00 45.08 74.00 -28.92 63.12 36.76 10.17 64.97 --- --- Peak

Mode	34	
	LF	
	2400-2483.5_Bluetooth-LE-LF_CH00_2402MHz	
ANT	10	
Pol.	Horizontal	Vertical
QP/ Peak	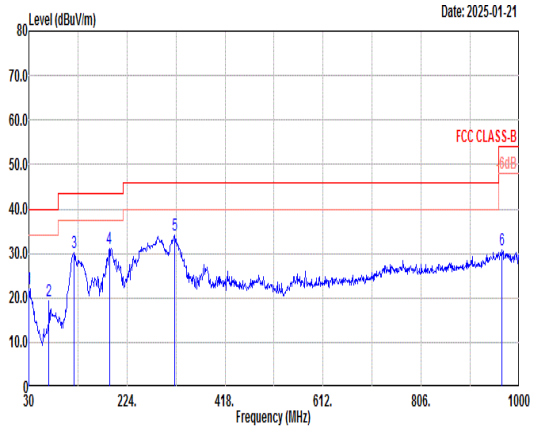	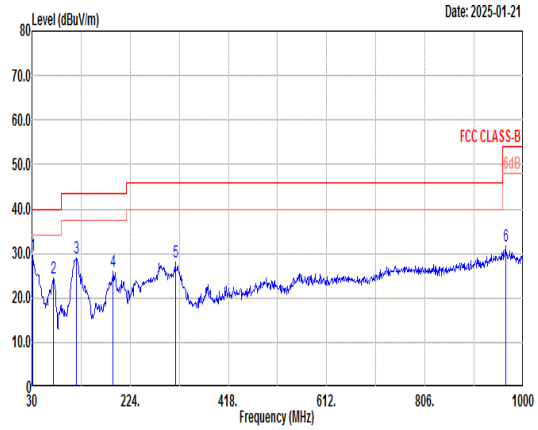

	Freq	Level	Limit Line	Margin	Read Level	Ant Factor	Cable Loss	Preamp Factor	APos	TPos	Remark
	MHz	dBuV/m	dBuV/m	dB	dBuV	dB/m	dB	dB	cm	deg	
1	30.00	21.99	40.00	-18.01	27.67	25.29	0.53	31.50	---	---	Peak
2	69.77	19.26	40.00	-20.74	37.61	12.42	0.83	31.60	---	---	Peak
3	119.24	30.24	43.50	-13.26	43.08	17.70	1.12	31.66	---	---	Peak
4	189.08	31.06	43.50	-12.44	46.32	14.86	1.40	31.52	---	---	Peak
5	318.09	33.99	46.00	-12.01	43.96	19.72	1.87	31.56	---	---	Peak
6	966.05	30.77	54.00	-23.23	26.58	31.73	3.26	30.80	---	---	Peak

	Freq	Level	Limit Line	Margin	Read Level	Ant Factor	Cable Loss	Preamp Factor	APos	TPos	Remark
	MHz	dBuV/m	dBuV/m	dB	dBuV	dB/m	dB	dB	cm	deg	
1	31.94	29.50	40.00	-10.50	36.28	24.25	0.55	31.58	---	---	Peak
2	72.68	24.45	40.00	-15.55	42.50	12.70	0.85	31.60	---	---	Peak
3	118.27	29.10	43.50	-14.40	41.99	17.66	1.11	31.66	---	---	Peak
4	190.05	25.93	43.50	-17.57	41.19	14.86	1.40	31.52	---	---	Peak
5	313.24	28.23	46.00	-17.77	38.33	19.62	1.85	31.57	---	---	Peak
6	965.08	31.81	54.00	-22.19	27.61	31.75	3.25	30.80	---	---	Peak

Mode	35	
	Band Edge	
	2400-2483.5_Bluetooth-LE_CH00_2402MHz+LTE B48 Link	
ANT	10	
Pol.	Horizontal	Fundamental
Peak	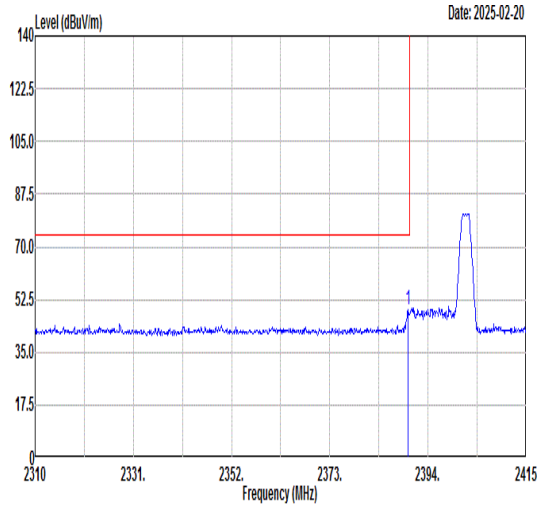 Freq Level Limit Line Margin (dB) Read Level Ant Factor Cable Loss Preamp Factor APos TPos Remark MHz dBuV/m dBuV/m dBuV dB/m dB dB cm deg 1 2389.80 49.07 74.00 -24.93 47.07 30.78 5.36 34.14 334 86 PEAK	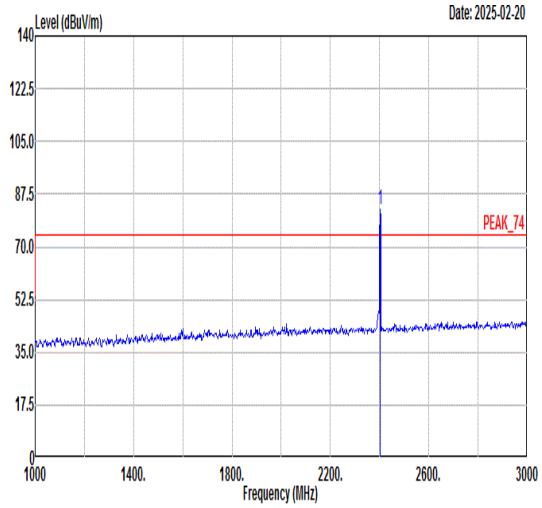 Freq Level Limit Line Margin (dB) Read Level Ant Factor Cable Loss Preamp Factor APos TPos Remark MHz dBuV/m dBuV/m dBuV dB/m dB dB cm deg 1 2402.00 82.24 ------ ------ 80.23 30.78 5.37 34.14 334 86 PEAK
Avg	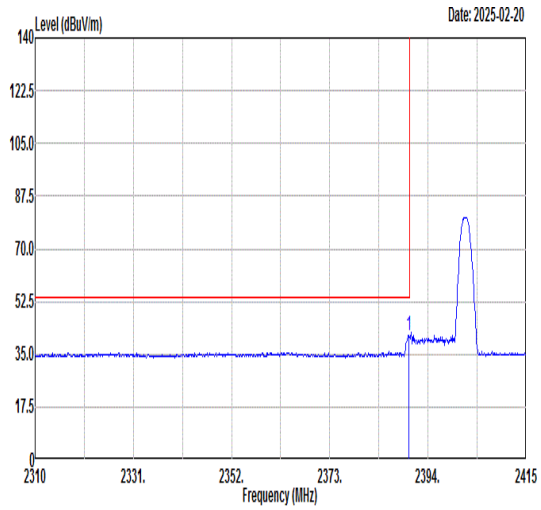 Freq Level Limit Line Margin (dB) Read Level Ant Factor Cable Loss Preamp Factor APos TPos Remark MHz dBuV/m dBuV/m dBuV dB/m dB dB cm deg 1 2389.91 41.39 54.00 -12.61 39.39 30.78 5.36 34.14 334 86 AVERAGE	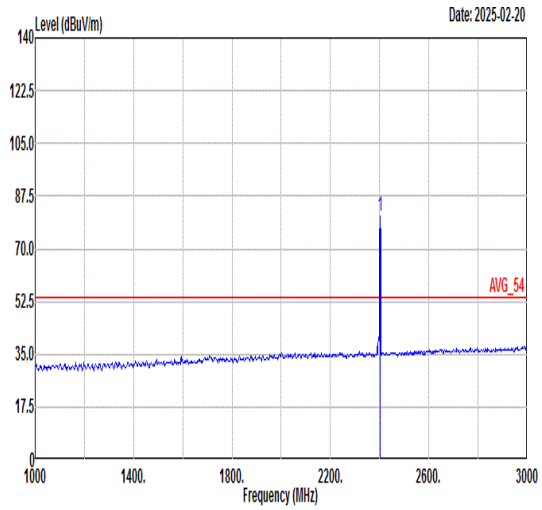 Freq Level Limit Line Margin (dB) Read Level Ant Factor Cable Loss Preamp Factor APos TPos Remark MHz dBuV/m dBuV/m dBuV dB/m dB dB cm deg 1 2402.00 80.75 ------ ------ 78.74 30.78 5.37 34.14 334 86 AVERAGE

Mode	35	
	Band Edge	
	2400-2483.5_Bluetooth-LE_CH00_2402MHz+LTE B48 Link	
ANT	10	
Pol.	Vertical	Fundamental
Peak	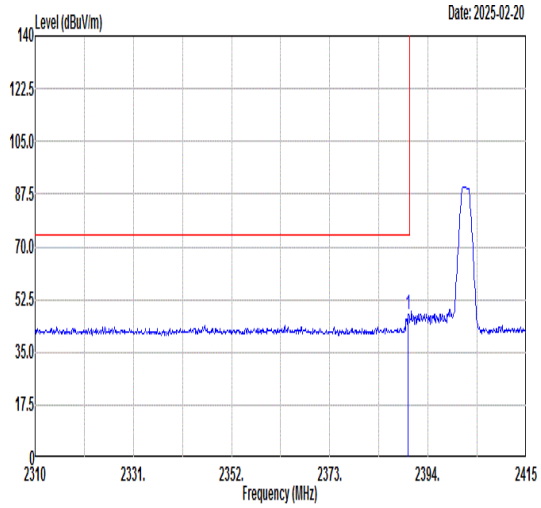 Freq Level Limit Line Margin (dB) Read Level Ant Factor Cable Loss Preamp Factor APos TPos Remark MHz dBuV/m dBuV/m dBuV dB/m dB dB cm deg 1 2389.80 47.58 74.00 -26.42 45.58 30.78 5.36 34.14 100 329 PEAK	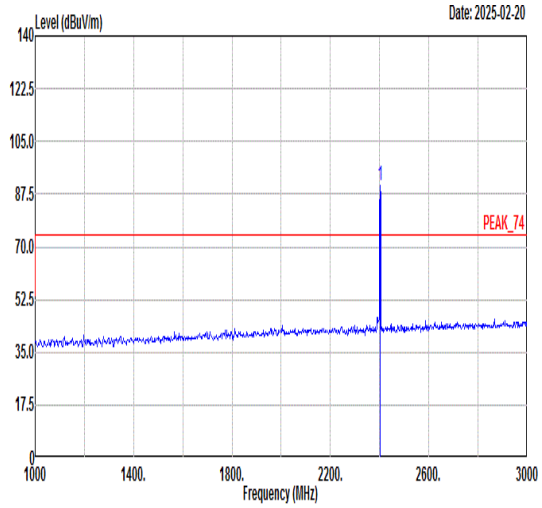 Freq Level Limit Line Margin (dB) Read Level Ant Factor Cable Loss Preamp Factor APos TPos Remark MHz dBuV/m dBuV/m dBuV dB/m dB dB cm deg 1 2402.00 90.38 ------ ------ 88.37 30.78 5.37 34.14 100 329 PEAK
Avg	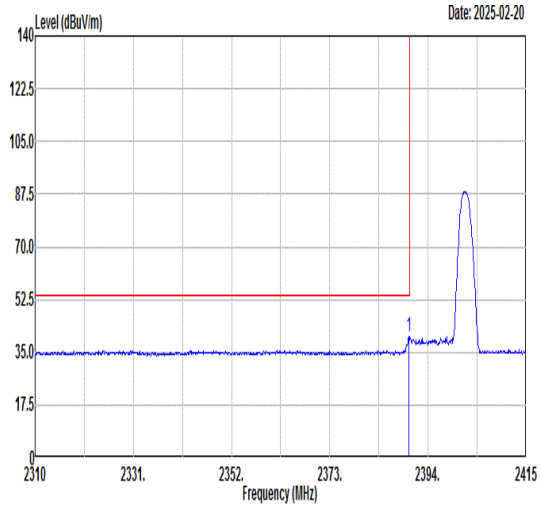 Freq Level Limit Line Margin (dB) Read Level Ant Factor Cable Loss Preamp Factor APos TPos Remark MHz dBuV/m dBuV/m dBuV dB/m dB dB cm deg 1 2389.91 39.97 54.00 -14.03 37.97 30.78 5.36 34.14 100 329 AVERAGE	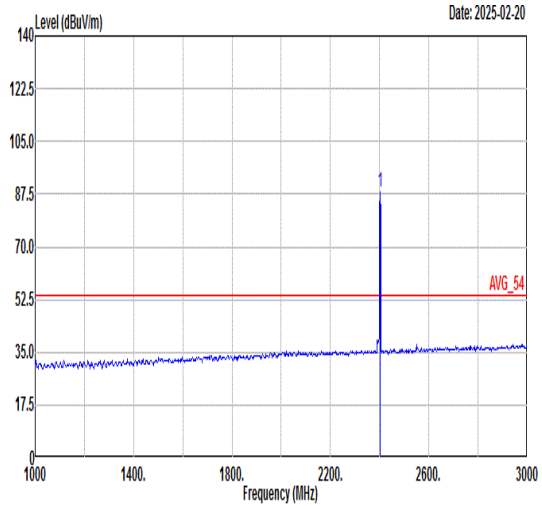 Freq Level Limit Line Margin (dB) Read Level Ant Factor Cable Loss Preamp Factor APos TPos Remark MHz dBuV/m dBuV/m dBuV dB/m dB dB cm deg 1 2402.00 88.41 ------ ------ 86.40 30.78 5.37 34.14 100 329 AVERAGE

Mode	35	
	Harmonic	
	2400-2483.5_Bluetooth-LE_CH00_2402MHz+LTE B48 Link	
ANT	10	
Pol.	Horizontal	Vertical
Peak Avg	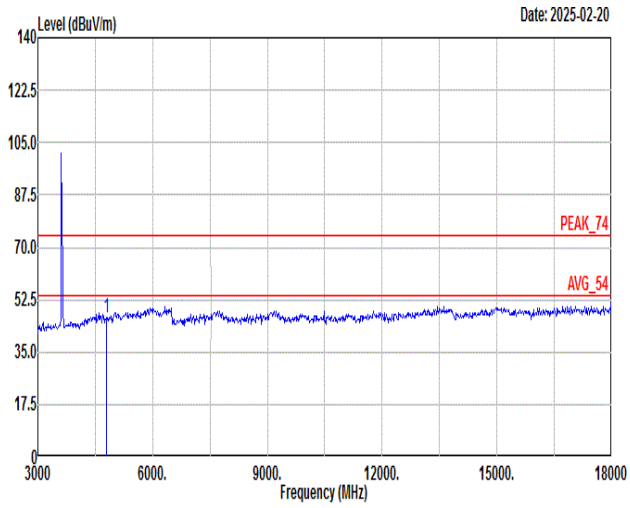 Freq Level Limit Line Margin Read Level Ant Factor Cable Loss Preamp Factor APos TPos Remark MHz dBuV/m dBuV/m dB dBuV dB/m dB dB cm deg 1 4804.00 46.28 74.00 -27.72 34.45 36.39 8.94 33.50 --- --- Peak	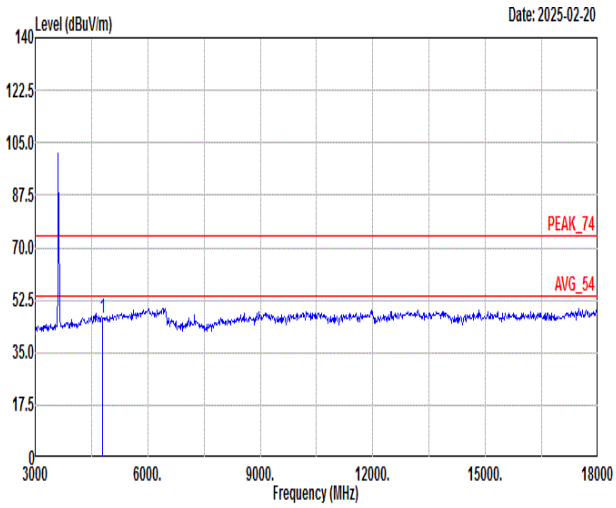 Freq Level Limit Line Margin Read Level Ant Factor Cable Loss Preamp Factor APos TPos Remark MHz dBuV/m dBuV/m dB dBuV dB/m dB dB cm deg 1 4804.00 46.52 74.00 -27.48 34.69 36.39 8.94 33.50 --- --- Peak

Remark: All signals exceeding the limit are fundamental frequency signals and can be ignored.

Appendix D. Duty Cycle Plots

<ANT 10>:

Band	Duty Cycle(%)	T(ms)	1/T(kHz)	VBW Setting
Bluetooth LE 1Mbps	51.32	0.388	2.577	3KHz
Bluetooth LE 2Mbps	38.06	0.204	4.902	10KHZ

Bluetooth LE 1Mbps

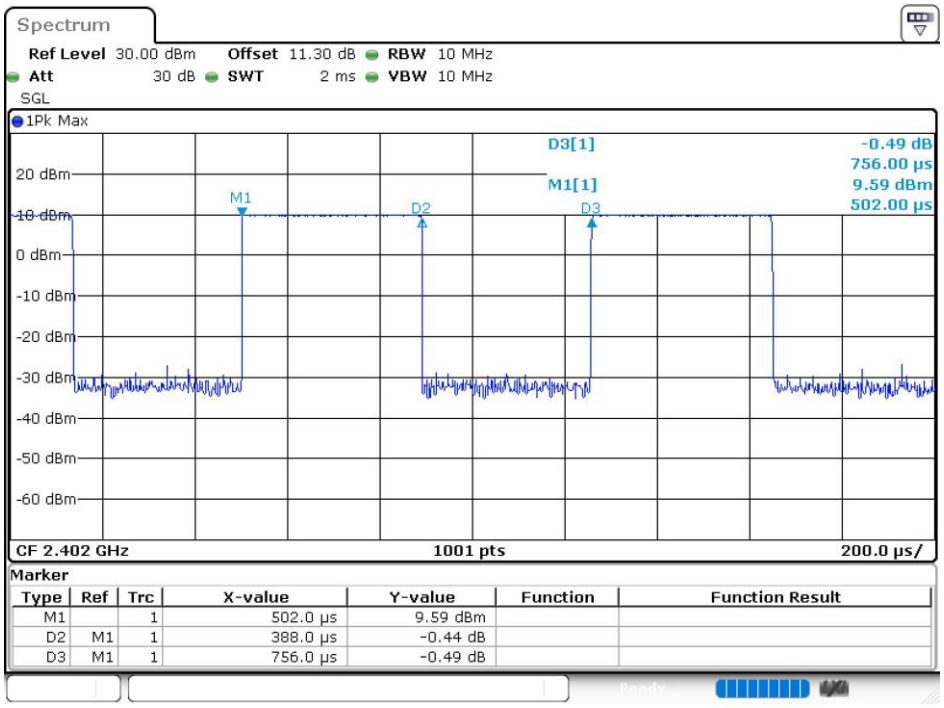

Bluetooth LE 2Mbps

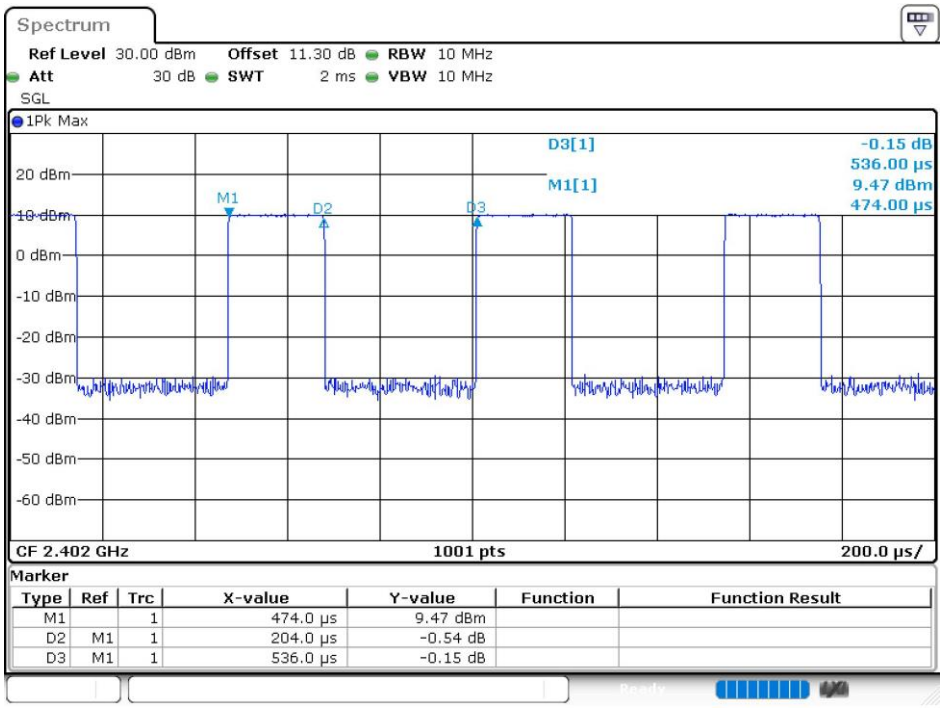

<ANT 11>:

Band	Duty Cycle(%)	T(ms)	1/T(kHz)	VBW Setting
Bluetooth LE 1Mbps	51.32	0.388	2.577	3KHz
Bluetooth LE 2Mbps	37.69	0.202	4.950	10KHZ

Bluetooth LE 1Mbps

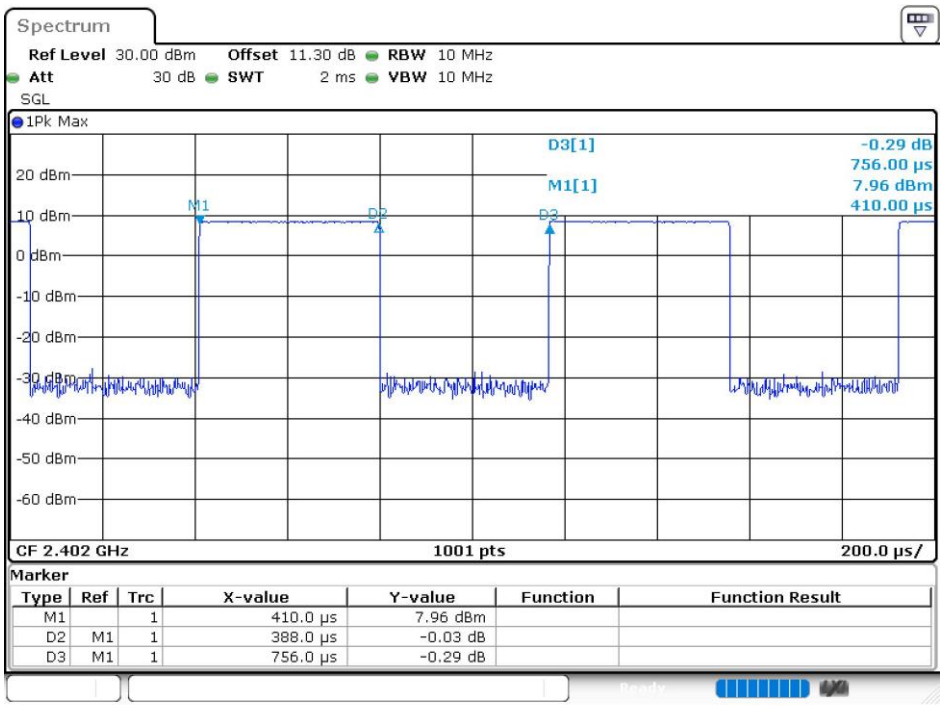
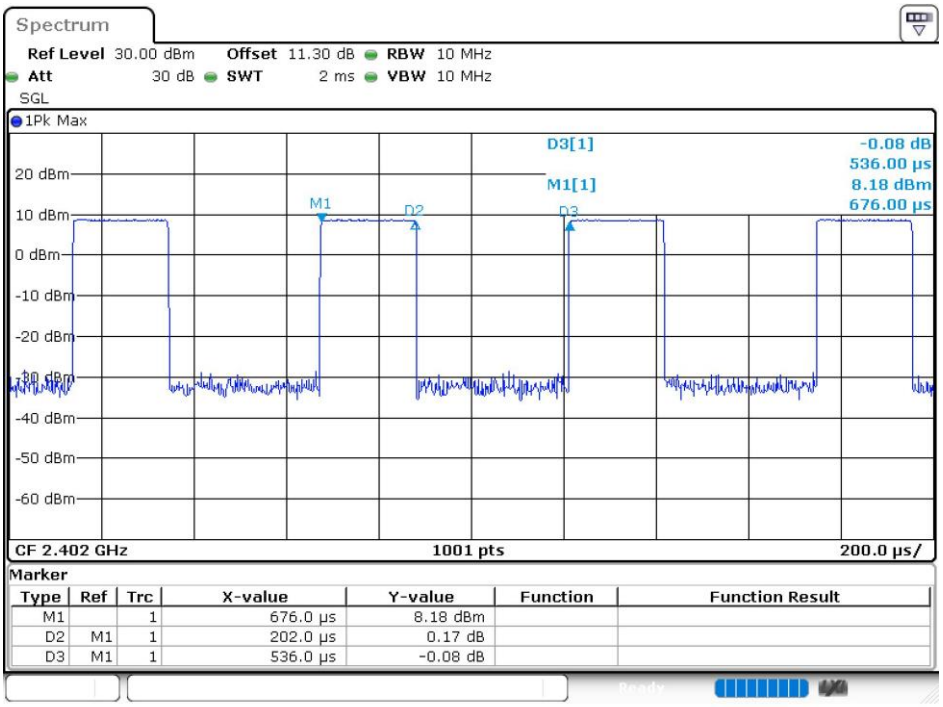
Bluetooth LE 2Mbps