

# TEST REPORT

**Application No.:** SZCR2410003810WM  
**Applicant:** Sonim Technologies, Inc.  
**Address of Applicant:** 4445 Eastgate Mall, Suite 200, San Diego, CA 92121, USA  
**Manufacturer:** Sonim Technologies, Inc.  
**Address of Manufacturer:** 4445 Eastgate Mall, Suite 200, San Diego, CA 92121, USA  
**Equipment Under Test (EUT):**  
**EUT Name:** smartphone  
**Model No.:** X800  
**Type No.:** S1003/S1001/S1004/S1005/S1006/S1010  
**Trade Mark:** Sonim  
**FCC ID:** WYPS1003  
**Standard(s) :** 47 CFR Part 15, Subpart C 15.247  
**Date of Receipt:** 2024-10-15  
**Date of Test:** 2024-10-16 to 2024-12-06  
**Date of Issue:** 2024-12-23

<b>Test Result:</b>	<b>Pass*</b>
---------------------	--------------

\* In the configuration tested, the EUT complied with the standards specified above.

Keny Xu

Keny Xu  
EMC Laboratory Manager



SGS-CSTC Standards Technical Services Co., Ltd.  
Shenzhen Branch (EMC Laboratory)

Unless otherwise agreed in writing, this document is issued by the Company subject to its General Conditions of Service printed overleaf, available on request or accessible at <https://www.sgs.com/en/Terms-and-Conditions>. Attention is drawn to the limitation of liability, indemnification and jurisdiction issues defined therein. Any holder of this document is advised that information contained hereon reflects the Company's findings at the time of its intervention only and within the limits of Client's instructions, if any. The Company's sole responsibility is to its Client and this document does not exonerate parties to a transaction from exercising all their rights and obligations under the transaction documents. This document cannot be reproduced except in full, without prior written approval of the Company. Any unauthorized alteration, forgery or falsification of the content or appearance of this document is unlawful and offenders may be prosecuted to the fullest extent of the law. Unless otherwise stated the results shown in this test report refer only to the sample(s) tested and such sample(s) are retained for 30 days only.

Attention: To check the authenticity of testing / inspection report & certificate, please contact us at telephone: (86-755) 8307 1443, or email: [CN.Doccheck@sgs.com](mailto:CN.Doccheck@sgs.com)

No. 1 Workshop, M-10, Middle Section, Science & Technology Park, Nanshan District, Shenzhen, Guangdong, China 518057 t (86-755) 26012053 f (86-755) 26710594 www.ssgsgroup.com.cn  
中国·广东·深圳市南山区科技园中区M-10栋1号厂房 邮编: 518057 t (86-755) 26012053 f (86-755) 26710594 sgs.china@sgs.com

# SGS-CSTC Standards Technical Services Co., Ltd. Shenzhen Branch

SZEMC-TRF-01 Rev. A/1

Report No.: SZCR241000381004  
Page: 2 of 289

Revision Record				
Version	Chapter	Date	Modifier	Remark
01		2024-12-23		Original

Authorized for issue by:				
		Calvin Weng		
		Calvin Weng/Project Engineer		
		Eric Fu		
		Eric Fu/Reviewer		



Unless otherwise agreed in writing, this document is issued by the Company subject to its General Conditions of Service printed overleaf, available on request or accessible at <https://www.sgs.com/en/Terms-and-Conditions>. Attention is drawn to the limitation of liability, indemnification and jurisdiction issues defined therein. Any holder of this document is advised that information contained hereon reflects the Company's findings at the time of its intervention only and within the limits of Client's instructions, if any. The Company's sole responsibility is to its Client and this document does not exonerate parties to a transaction from exercising all their rights and obligations under the transaction documents. This document cannot be reproduced except in full, without prior written approval of the Company. Any unauthorized alteration, forgery or falsification of the content or appearance of this document is unlawful and offenders may be prosecuted to the fullest extent of the law. Unless otherwise stated the results shown in this test report refer only to the sample(s) tested and such sample(s) are retained for 30 days only.

Attention: To check the authenticity of testing /inspection report & certificate, please contact us at telephone: (86-755) 8307 1443, or email: [CN.Doccheck@sgs.com](mailto:CN.Doccheck@sgs.com)

No.1 Workshop, M-10, Middle Section, Science & Technology Park, Nanshan District, Shenzhen, Guangdong, China 518057 t (86-755) 26012053 f (86-755) 26710594 www.sgs.com.cn  
中国·广东·深圳市南山区科技园中区M-10栋1号厂房 邮编: 518057 t (86-755) 26012053 f (86-755) 26710594 sgs.china@sgs.com

## 2 Test Summary

Radio Spectrum Technical Requirement				
Item	Standard	Method	Requirement	Result
Antenna Requirement	47 CFR Part 15, Subpart C 15.247	N/A	47 CFR Part 15, Subpart C 15.203 & 15.247(b)(4)	Pass

Radio Spectrum Matter Part				
Item	Standard	Method	Requirement	Result
Conducted Emissions at AC Power Line (150kHz-30MHz)	47 CFR Part 15, Subpart C 15.247	ANSI C63.10 (2013) Section 6.2	47 CFR Part 15, Subpart C 15.207	Pass
Radiated Emissions which fall in the restricted bands		ANSI C63.10 (2013) Section 6.10.5	47 CFR Part 15, Subpart C 15.205 & 15.209	Pass
Radiated Spurious Emissions Below 1GHz		ANSI C63.10 (2013) Section 6.4,6.5	47 CFR Part 15, Subpart C 15.205 & 15.209	Pass
Radiated Spurious Emissions Above 1GHz		ANSI C63.10 (2013) Section 6.6	47 CFR Part 15, Subpart C 15.205 & 15.209	Pass
Conducted Output Power		ANSI C63.10 (2013) Section 11.9.2	47 CFR Part 15, Subpart C 15.247(b)(3)	Pass
Minimum 6dB Bandwidth		ANSI C63.10 (2013) Section 11.8.1	47 CFR Part 15, Subpart C 15.247a(2)	Pass
Power Spectrum Density		ANSI C63.10 (2013) Section 11.10.2	47 CFR Part 15, Subpart C 15.247(e)	Pass
Conducted Band Edges Measurement		ANSI C63.10 (2013) Section 11.13.3.2	47 CFR Part 15, Subpart C 15.247(d)	Pass
Conducted Spurious Emissions		ANSI C63.10 (2013) Section 11.11	47 CFR Part 15, Subpart C 15.247(d)	Pass



### 3 Contents

	Page
1 Cover Page .....	1
2 Test Summary .....	3
3 Contents .....	4
4 General Information .....	6
4.1 Details of E.U.T. ....	6
4.2 Description of Support Units .....	6
4.3 Measurement Uncertainty .....	7
4.4 Test Location .....	8
4.5 Test Facility .....	8
4.6 Deviation from Standards .....	8
4.7 Abnormalities from Standard Conditions .....	8
5 Equipment List .....	9
6 Radio Spectrum Technical Requirement .....	11
6.1 Antenna Requirement .....	11
6.1.1 Test Requirement: .....	11
6.1.2 Conclusion .....	11
7 Radio Spectrum Matter Test Results .....	12
7.1 Conducted Emissions at AC Power Line (150kHz-30MHz) .....	12
7.1.1 E.U.T. Operation .....	12
7.1.2 Test Mode Description .....	12
7.1.3 Test Setup Diagram .....	13
7.1.4 Measurement Procedure and Data .....	13
7.2 Radiated Emissions which fall in the restricted bands .....	16
7.2.1 E.U.T. Operation .....	16
7.2.2 Test Mode Description .....	16
7.2.3 Test Setup Diagram .....	17
7.2.4 Measurement Procedure and Data .....	18
7.3 Radiated Spurious Emissions Below 1GHz .....	83
7.3.1 E.U.T. Operation .....	83
7.3.2 Test Mode Description .....	83
7.3.3 Test Setup Diagram .....	84
7.3.4 Measurement Procedure and Data .....	84
7.4 Radiated Spurious Emissions Above 1GHz .....	87
7.4.1 E.U.T. Operation .....	87
7.4.2 Test Mode Description .....	87
7.4.3 Test Setup Diagram .....	87
7.4.4 Measurement Procedure and Data .....	88
7.5 Conducted Output Power .....	107
7.5.1 E.U.T. Operation .....	107



## SGS-CSTC Standards Technical Services Co., Ltd. Shenzhen Branch

SZEMC-TRF-01 Rev. A/1

Report No.: SZCR241000381004

Page: 5 of 289

7.5.2	Test Mode Description .....	107
7.5.3	Test Setup Diagram .....	107
7.5.4	Measurement Procedure and Data.....	108
7.6	Minimum 6dB Bandwidth .....	109
7.6.1	E.U.T. Operation .....	109
7.6.2	Test Mode Description .....	109
7.6.3	Test Setup Diagram .....	109
7.6.4	Measurement Procedure and Data.....	109
7.7	Power Spectrum Density .....	110
7.7.1	E.U.T. Operation .....	110
7.7.2	Test Mode Description .....	110
7.7.3	Test Setup Diagram .....	110
7.7.4	Measurement Procedure and Data.....	110
7.8	Conducted Band Edges Measurement .....	111
7.8.1	E.U.T. Operation .....	111
7.8.2	Test Mode Description .....	111
7.8.3	Test Setup Diagram .....	111
7.8.4	Measurement Procedure and Data.....	112
7.9	Conducted Spurious Emissions .....	113
7.9.1	E.U.T. Operation .....	113
7.9.2	Test Mode Description .....	113
7.9.3	Test Setup Diagram .....	113
7.9.4	Measurement Procedure and Data.....	114
8	Test Setup Photo .....	115
9	EUT Constructional Details (EUT Photos) .....	116
10	Appendix.....	117



Unless otherwise agreed in writing, this document is issued by the Company subject to its General Conditions of Service printed overleaf, available on request or accessible at <https://www.sgs.com/en/Terms-and-Conditions>. Attention is drawn to the limitation of liability, indemnification and jurisdiction issues defined therein. Any holder of this document is advised that information contained hereon reflects the Company's findings at the time of its intervention only and within the limits of Client's instructions, if any. The Company's sole responsibility is to its Client and this document does not exonerate parties to a transaction from exercising all their rights and obligations under the transaction documents. This document cannot be reproduced except in full, without prior written approval of the Company. Any unauthorized alteration, forgery or falsification of the content or appearance of this document is unlawful and offenders may be prosecuted to the fullest extent of the law. Unless otherwise stated the results shown in this test report refer only to the sample(s) tested and such sample(s) are retained for 30 days only.

Attention: To check the authenticity of testing /inspection report & certificate, please contact us at telephone: (86-755) 8307 1443, or email: [CN.Doccheck@sgs.com](mailto:CN.Doccheck@sgs.com)

SGS-CSTC Standards Technical Services Co., Ltd.  
Shenzhen Branch Testing & Calibration Laboratory

No.1 Workshop, M-10, Middle Section, Science & Technology Park, Nanshan District, Shenzhen, Guangdong, China 518057 t (86-755) 26012053 f (86-755) 26710594 www.sgsgroup.com.cn  
中国·广东·深圳市南山区科技园中区M-10栋1号厂房 邮编: 518057 t (86-755) 26012053 f (86-755) 26710594 sgs.china@sgs.com



## 4 General Information

### 4.1 Details of E.U.T.

Power supply:	DC3.87V by Li-ion battery(5000mAh) Recharged by AC/DC power adapter Adapter M/N:1-CHUSQ302-097 Adapter Manufacturer: HUIZHOU PUAN ELEOTRONICS CO.,LTD Adapter output: 5V/3A,9V/2A,12V/1.5A Battery M/N:BAT-05000-21S Battery Manufacturer: Shenzhen Aerospace Electronic Co.,Ltd.
Cable(s):	USB type C cable M/N: HX-YLMK-16 1.5m shielded cable without ferrite core USB type C cable manufacturer: HUIZHOU WASHIN ELECTRONICS CO.,LTD
Cable Loss (for RF conducted test):	0.7dB
Operation Frequency:	802.11b/g/n(HT20)/ax(HEW20): 2412MHz to 2462MHz 802.11n(HT40)/ax(HEW40): 2422MHz to 2452MHz
Modulation Type:	802.11b: DSSS (CCK, DQPSK, DBPSK) 802.11g/n: OFDM (64QAM, 16QAM, QPSK, BPSK) 802.11ax: OFDMA (1024QAM,256QAM,64QAM, 16QAM, QPSK, BPSK)
Number of Channels:	802.11b/g/n(HT20)/ax(HEW20):11 802.11n(HT40)/ax(HEW40):7
Channel Spacing:	5MHz
Antenna Type:	PIFA Antenna
Antenna gain:	Ant9:1.6dBi, Ant10: 0.6dBi

Remark:The information in this section is provided by the applicant or manufacturer, SGS is not liable to the accuracy, suitability, reliability or/and integrity of the information.

### 4.2 Description of Support Units

Description	Manufacturer	Model No.	Serial No.
--	--	--	--

The EUT has been tested as an independent unit.



## 4.3 Measurement Uncertainty

Test Item	Measurement Uncertainty
Conducted Emissions at AC Power Line (150kHz-30MHz)	$\pm 3.1\text{dB}$
Radiated Emissions which fall in the restricted bands	$\pm 6.0\text{dB}$ (Below 1GHz); $\pm 4.6\text{dB}$ (Above 1GHz)
Radiated Spurious Emissions Below 1GHz	$\pm 6.0\text{dB}$ for 3m; $\pm 5.0\text{dB}$ for 10m
Radiated Spurious Emissions Above 1GHz	$\pm 4.6\text{dB}$ (1-18GHz); $\pm 4.8\text{dB}$ (18-40GHz)
Conducted Output Power	$\pm 0.75\text{dB}$
Minimum 6dB Bandwidth	$\pm 3\%$
Power Spectrum Density	$\pm 2.84\text{dB}$
Conducted Band Edges Measurement	$\pm 0.75\text{dB}$
Conducted Spurious Emissions	$\pm 0.75\text{dB}$

### Remark:

The  $U_{\text{lab}}$  (lab Uncertainty) is less than  $U_{\text{CISPR/ETSI}}$  (CISPR/ETSI Uncertainty), so the test results

- compliance is deemed to occur if no measured disturbance level exceeds the disturbance limit;
- non-compliance is deemed to occur if any measured disturbance level exceeds the disturbance limit.



# SGS-CSTC Standards Technical Services Co., Ltd. Shenzhen Branch

SZEMC-TRF-01 Rev. A/1

Report No.: SZCR241000381004

Page: 8 of 289

## 4.4 Test Location

All tests were performed at:

SGS-CSTC Standards Technical Services Co., Ltd., Shenzhen Branch

No. 1 Workshop, M-10, Middle Section, Science & Technology Park, Nanshan District, Shenzhen, Guangdong, China. 518057.

Tel: +86 755 2601 2053 Fax: +86 755 2671 0594

No tests were sub-contracted.

## 4.5 Test Facility

The test facility is recognized, certified, or accredited by the following organizations:

### • A2LA (Certificate No. 3816.01)

SGS-CSTC Standards Technical Services Co., Ltd., Shenzhen EMC Laboratory is accredited by the American Association for Laboratory Accreditation(A2LA). Certificate No. 3816.01.

### • VCCI (Member No. 1937)

The 3m Fully-anechoic chamber for above 1GHz, 10m Semi-anechoic chamber for below 1GHz, Shielded Room for Mains Port Conducted Interference Measurement and Telecommunication Port Conducted Interference Measurement of SGS-CSTC Standards Technical Services Co., Ltd. Shenzhen EMC laboratory have been registered in accordance with the Regulations for Voluntary Control Measures with Registration No.: G-20026, R-14188, C-12383 and T-11153 respectively.

### • FCC –Designation Number: CN1336

SGS-CSTC Standards Technical Services Co., Ltd., Shenzhen EMC Laboratory has been recognized as an accredited testing laboratory.

Designation Number: CN1336. Test Firm Registration Number: 787754.

### • Innovation, Science and Economic Development Canada

SGS-CSTC Standards Technical Services Co., Ltd., Shenzhen EMC Laboratory has been recognized by ISED as an accredited testing laboratory.

CAB identifier: CN0006.

IC#: 4620C.

## 4.6 Deviation from Standards

None

## 4.7 Abnormalities from Standard Conditions

None



SGS-CSTC Standards Technical Services Co., Ltd.  
Shenzhen Branch EMC Laboratory

Unless otherwise agreed in writing, this document is issued by the Company subject to its General Conditions of Service printed overleaf, available on request or accessible at <https://www.sgs.com/en/Terms-and-Conditions>. Attention is drawn to the limitation of liability, indemnification and jurisdiction issues defined therein. Any holder of this document is advised that information contained hereon reflects the Company's findings at the time of its intervention only and within the limits of Client's instructions, if any. The Company's sole responsibility is to its Client and this document does not exonerate parties to a transaction from exercising all their rights and obligations under the transaction documents. This document cannot be reproduced except in full, without prior written approval of the Company. Any unauthorized alteration, forgery or falsification of the content or appearance of this document is unlawful and offenders may be prosecuted to the fullest extent of the law. Unless otherwise stated the results shown in this test report refer only to the sample(s) tested and such sample(s) are retained for 30 days only.

Attention: To check the authenticity of testing /inspection report & certificate, please contact us at telephone: (86-755) 8307 1443, or email: [CN.Doccheck@sgs.com](mailto:CN.Doccheck@sgs.com)

No.1 Workshop, M-10, Middle Section, Science & Technology Park, Nanshan District, Shenzhen, Guangdong, China 518057 t (86-755) 26012053 f (86-755) 26710594 www.sgs.com.cn  
中国·广东·深圳市南山区科技园中区M-10栋1号厂房 邮编: 518057 t (86-755) 26012053 f (86-755) 26710594 sgs.china@sgs.com



## 5 Equipment List

Conducted Emissions at AC Power Line (150kHz-30MHz)					
Equipment	Manufacturer	Model No.	Inventory No.	Cal Date	Cal Due Date
Shielding Room	ZhongYu Electron	GB-88	SEM001-06	2022-05-14	2025-05-13
EMI Test Receiver	Rohde&Schwarz	ESR	SZ-WRG-M-047	2024-01-30	2025-01-29
Measurement Software	AUDIX	e3 V8.2014-6-27a	N/A	N/A	N/A
Coaxial Cable	SGS	N/A	SEM024-01	2024-07-06	2025-07-05
LISN	Rohde&Schwarz	ENV216	SEM007-01	2024-08-15	2025-08-14
LISN	ETS-LINDGREN	3816/2	SEM007-02	2024-03-14	2025-03-13

Radiated Emissions which fall in the restricted bands					
Equipment	Manufacturer	Model No.	Inventory No.	Cal Date	Cal Due Date
Signal & Spectrum Analyzer	Rohde & Schwarz	FSV	SZ-WRG-M-048	2024-01-30	2025-01-29
Low Noise Amplifier 30M-8GHz	Tonscend	TAP30M8G30	SZ-WRG-M-050	2024-01-30	2025-01-29
Double Ridge Horn Antenna 1GHz-18GHz	SCHWARZBECK	BBHA 9120 D	SZ-WRG-M-055	2023-12-21	2025-12-20
RSE Test Software	AUDIX	e3 V8.2014-6-27	N/A	N/A	N/A
Chamber	CRTSGSSAC966	N/A	SZ-WRG-C-063	2022-01-05	2025-01-04
Humidity and Temperature Indicator	deli	8838	SEM002-46	2024-07-24	2025-07-23

Radiated Spurious Emissions Below 1GHz					
Equipment	Manufacturer	Model No.	Inventory No.	Cal Date	Cal Due Date
Loop Antenna	ETS-Lindgren	6502	SEM003-08	2023-11-20	2025-11-19
3m Semi-Anechoic Chamber	ETS-LINDGREN	N/A	SEM001-01	2023-06-19	2026-06-18
MXE EMI Receiver	Agilent Technologies	N9038A	SEM004-15	2024-08-14	2025-08-13
BiConiLog Antenna	ETS-LINDGREN	3142C	SEM003-01	2023-09-16	2025-09-15
Pre-Amplifier	Agilent Technologies	8447D	SEM005-01	2024-03-14	2025-03-13
Measurement Software	AUDIX	e3 V8.2014-6-27	N/A	N/A	N/A
Coaxial Cable	SGS	N/A	SEM025-01	2024-07-06	2025-07-05

Radiated Spurious Emissions Above 1GHz					
Equipment	Manufacturer	Model No.	Inventory No.	Cal Date	Cal Due Date



Unless otherwise agreed in writing, this document is issued by the Company subject to its General Conditions of Service printed overleaf, available on request or accessible at <https://www.sgs.com/en/Terms-and-Conditions>. Attention is drawn to the limitation of liability, indemnification and jurisdiction issues defined therein. Any holder of this document is advised that information contained hereon reflects the Company's findings at the time of its intervention only and within the limits of Client's instructions, if any. The Company's sole responsibility is to its Client and this document does not exonerate parties to a transaction from exercising all their rights and obligations under the transaction documents. This document cannot be reproduced except in full, without prior written approval of the Company. Any unauthorized alteration, forgery or falsification of the content or appearance of this document is unlawful and offenders may be prosecuted to the fullest extent of the law. Unless otherwise stated the results shown in this test report refer only to the sample(s) tested and such sample(s) are retained for 30 days only.

Attention: To check the authenticity of testing /inspection report & certificate, please contact us at telephone: (86-755) 8307 1443, or email: [CN.Doccheck@sgs.com](mailto:CN.Doccheck@sgs.com)

SGS-CSTC Standards Technical Services Co., Ltd. Shenzhen Branch  
 No.1 Workshop, M-10, Middle Section, Science & Technology Park, Nanshan District, Shenzhen, Guangdong, China 518057 t (86-755) 26012053 f (86-755) 26710594 www.sgsgroup.com.cn  
 中国·广东·深圳市南山区科技园中区M-10栋1号厂房 邮编: 518057 t (86-755) 26012053 f (86-755) 26710594 sgs.china@sgs.com

# SGS-CSTC Standards Technical Services Co., Ltd. Shenzhen Branch

SZEMC-TRF-01 Rev. A/1

Report No.: SZCR241000381004

Page: 10 of 289

Signal & Spectrum Analyzer	Rohde & Schwarz	FSV	SZ-WRG-M-048	2024-01-30	2025-01-29
Low Noise Amplifier 1G-18GHz	Tonscend	TAP01018050	SZ-WRG-M-051	2024-01-30	2025-01-29
Low Noise Amplifier 18G-40GHz	Tonscend	TAP18040048	SZ-WRG-M-052	2024-01-30	2025-01-29
Double Ridge Horn Antenna 1GHz-18GHz	SCHWARZBECK	BBHA 9120 D	SZ-WRG-M-055	2023-12-21	2025-12-20
SHF-EHF Horn 15GHz-40GHz	SCHWARZBECK	BBHA 9170	SZ-WRG-M-056	2023-12-25	2025-12-24
RSE Test Software	AUDIX	e3 V8.2014-6-27	N/A	N/A	N/A
Chamber	CRTSGSSAC966	N/A	SZ-WRG-C-063	2022-01-05	2025-01-04
Humidity and Temperature Indicator	deli	8838	SEM002-46	2024-07-24	2025-07-23

## RF Conducted Test

Equipment	Manufacturer	Model No.	Inventory No.	Cal Date	Cal Due Date
Power Sensor	TST PASS	TSPS2023R	SEM009-26	2024-03-27	2025-03-26
Power Sensor	KEYSIGHT	U2021XA	SEM009-16	2024-03-14	2025-03-13
DC Power Supply	Chroma	62012P-80-60	SEM011-11	2024-08-14	2025-08-13
MXA Signal Analyzer	KEYSIGHT	N9020A	SEM004-19	2024-03-14	2025-03-13
Measurement Software	TST PASS	TST PASS V2.0	N/A	N/A	N/A
Coaxial Cable	SGS	N/A	SEM031-01	2024-07-06	2025-07-05
Attenuator	Huber+Suhner	6620_SMA-50-1	SEM021-09	2024-03-27	2025-03-26

## General used equipment

Equipment	Manufacturer	Model No.	Inventory No.	Cal Date	Cal Due Date
Humidity/ Temperature Indicator	deli	8838	SEM002-32	2024-07-24	2025-07-23
Humidity/ Temperature Indicator	deli	8838	SEM002-33	2024-07-24	2025-07-23
Barometer	Changchun Meteorological Industry Factory	DYM3	SEM002-01	2024-03-18	2025-03-17



Unless otherwise agreed in writing, this document is issued by the Company subject to its General Conditions of Service printed overleaf, available on request or accessible at <https://www.sgs.com/en/Terms-and-Conditions>. Attention is drawn to the limitation of liability, indemnification and jurisdiction issues defined therein. Any holder of this document is advised that information contained hereon reflects the Company's findings at the time of its intervention only and within the limits of Client's instructions, if any. The Company's sole responsibility is to its Client and this document does not exonerate parties to a transaction from exercising all their rights and obligations under the transaction documents. This document cannot be reproduced except in full, without prior written approval of the Company. Any unauthorized alteration, forgery or falsification of the content or appearance of this document is unlawful and offenders may be prosecuted to the fullest extent of the law. Unless otherwise stated the results shown in this test report refer only to the sample(s) tested and such sample(s) are retained for 30 days only.

Attention: To check the authenticity of testing / inspection report & certificate, please contact us at telephone: (86-755) 8307 1443, or email: [CN.Doccheck@sgs.com](mailto:CN.Doccheck@sgs.com)

SGS-CSTC Standards Technical Services Co., Ltd.  
Shenzhen Branch Testing & Calibration Laboratory

No.1 Workshop, M-10, Middle Section, Science & Technology Park, Nanshan District, Shenzhen, Guangdong, China 518057 t (86-755) 26012053 f (86-755) 26710594 www.sgs.com.cn  
中国·广东·深圳市南山区科技园中区M-10栋1号厂房 邮编: 518057 t (86-755) 26012053 f (86-755) 26710594 sgs.china@sgs.com

## 6 Radio Spectrum Technical Requirement

### 6.1 Antenna Requirement

#### 6.1.1 Test Requirement:

47 CFR Part 15, Subpart C 15.203 & 15.247(b)(4)

#### 6.1.2 Conclusion

Standard Requirement:

An intentional radiator shall be designed to ensure that no antenna other than that furnished by the responsible party shall be used with the device. The use of a permanently attached antenna or of an antenna that uses a unique coupling to the intentional radiator, the manufacturer may design the unit so that a broken antenna can be replaced by the user, but the use of a standard antenna jack or electrical connector is prohibited.

15.247(b) (4) requirement:

The conducted output power limit specified in paragraph (b) of this section is based on the use of antennas with directional gains that do not exceed 6 dBi. Except as shown in paragraph (c) of this section, if transmitting antennas of directional gain greater than 6 dBi are used, the conducted output power from the intentional radiator shall be reduced below the stated values in paragraphs (b)(1), (b)(2), and (b)(3) of this section, as appropriate, by the amount in dB that the directional gain of the antenna exceeds 6 dBi.

EUT Antenna:

The antenna is integrated on the main PCB and no consideration of replacement. The best case gain of the antenna is Ant9:1.6dBi, Ant10: 0.6dBi, directional gain: 4.12dBi.

Antenna location: Refer to internal photo.



## 7 Radio Spectrum Matter Test Results

### 7.1 Conducted Emissions at AC Power Line (150kHz-30MHz)

Test Requirement 47 CFR Part 15, Subpart C 15.207

Test Method: ANSI C63.10 (2013) Section 6.2

Limit:

Frequency of emission(MHz)	Conducted limit(dBμV)	
	Quasi-peak	Average
0.15-0.5	66 to 56*	56 to 46*
0.5-5	56	46
5-30	60	50
*Decreases with the logarithm of the frequency.		
Detector: Peak for pre-scan (9kHz resolution bandwidth) 0.15M to 30MHz		

#### 7.1.1 E.U.T. Operation

Operating Environment:

Temperature: 22.5 °C

Humidity: 44.5 % RH

Atmospheric Pressure: 1020 mbar

#### 7.1.2 Test Mode Description

Pre-scan / Final test	Mode Code	Description
Final test	08	Charge + TX mode_Keep the EUT in charging and continuously transmitting mode with all modulation types. Only the data of worst case is recorded in the report.





### 7.1.3 Test Setup Diagram



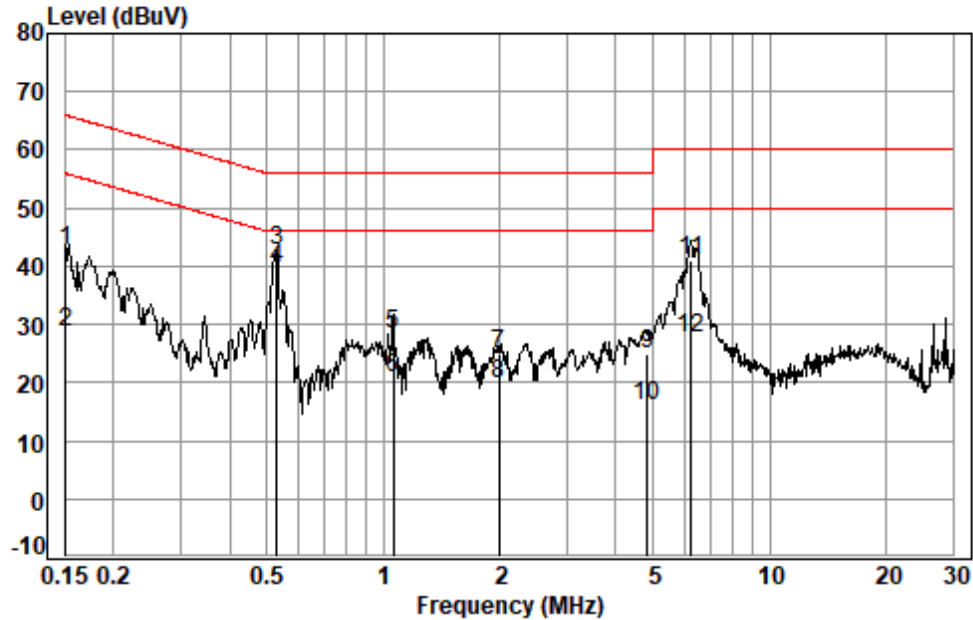
### 7.1.4 Measurement Procedure and Data

- 1) The mains terminal disturbance voltage test was conducted in a shielded room.
- 2) The EUT was connected to AC power source through a LISN 1 (Line Impedance Stabilization Network) which provides a 50ohm/50μH + 5ohm linear impedance. The power cables of all other units of the EUT were connected to a second LISN 2, which was bonded to the ground reference plane in the same way as the LISN 1 for the unit being measured. A multiple socket outlet strip was used to connect multiple power cables to a single LISN provided the rating of the LISN was not exceeded.
- 3) The tabletop EUT was placed upon a non-metallic table 0.8m above the ground reference plane. And for floor-standing arrangement, the EUT was placed on the horizontal ground reference plane.
- 4) The test was performed with a vertical ground reference plane. The rear of the EUT shall be 0.4 m from the vertical ground reference plane. The vertical ground reference plane was bonded to the horizontal ground reference plane. The LISN 1 was placed 0.8 m from the boundary of the unit under test and bonded to a ground reference plane for LISNs mounted on top of the ground reference plane. This distance was between the closest points of the LISN 1 and the EUT. All other units of the EUT and associated equipment was at least 0.8 m from the LISN 2.
- 5) In order to find the maximum emission, the relative positions of equipment and all of the interface cables must be changed according to ANSI C63.10 on conducted measurement.

Remark: Level=Read Level+ Cable Loss+ LISN Factor



Test Mode: 08; Line: Live line



Site : Shielding Room  
Condition: Line  
Job No. : 03810WM  
Test mode: 08

	Freq	Cable Loss	LISN Factor	Read Level	Level	Limit Line	Over Limit	Remark
	MHz	dB	dB	dBuV	dBuV	dBuV	dB	
1	0.1508	0.06	10.19	32.28	42.53	65.96	-23.43	QP
2	0.1508	0.06	10.19	18.40	28.65	55.96	-27.31	Average
3 *	0.5293	0.08	9.56	33.05	42.69	56.00	-13.31	QP
4 *	0.5293	0.08	9.56	29.88	39.52	46.00	-6.48	Average
5	1.0597	0.09	9.58	18.59	28.26	56.00	-27.74	QP
6	1.0597	0.09	9.58	10.98	20.65	46.00	-25.35	Average
7	1.9906	0.10	9.58	15.24	24.92	56.00	-31.08	QP
8	1.9906	0.10	9.58	10.15	19.83	46.00	-26.17	Average
9	4.8224	0.12	9.66	15.08	24.86	56.00	-31.14	QP
10	4.8224	0.12	9.66	6.38	16.16	46.00	-29.84	Average
11	6.2520	0.15	9.67	31.29	41.11	60.00	-18.89	QP
12	6.2520	0.15	9.67	17.78	27.60	50.00	-22.40	Average



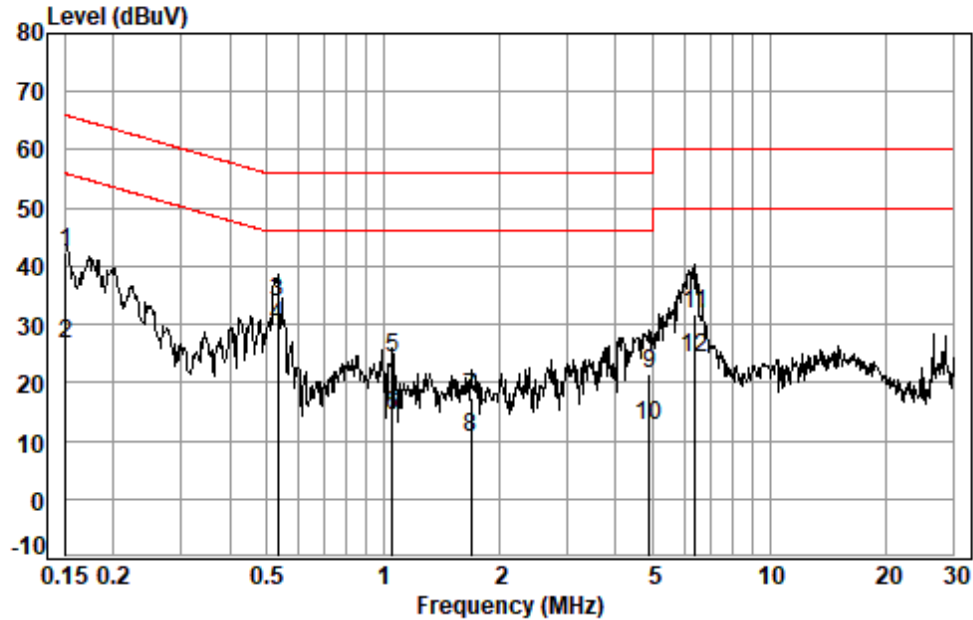
## SGS-CSTC Standards Technical Services Co., Ltd. Shenzhen Branch

SZEMC-TRF-01 Rev. A/1

Report No.: SZCR241000381004

Page: 15 of 289

Test Mode: 08; Line: Neutral Line



Site : Shielding Room  
Condition: Neutral  
Job No. : 03810WM  
Test mode: 08

	Freq	Cable Loss	LISN Factor	Read Level	Level	Limit Line	Over Limit	Remark
	MHz	dB	dB	dBuV	dBuV	dBuV	dB	
1	0.1508	0.06	10.15	32.20	42.41	65.96	-23.55	QP
2	0.1508	0.06	10.15	16.24	26.45	55.96	-29.51	Average
3 *	0.5322	0.08	9.70	23.90	33.68	56.00	-22.32	QP
4 *	0.5322	0.08	9.70	20.02	29.80	46.00	-16.20	Average
5	1.0541	0.09	9.54	14.68	24.31	56.00	-31.69	QP
6	1.0541	0.09	9.54	4.68	14.31	46.00	-31.69	Average
7	1.6891	0.10	9.55	7.66	17.31	56.00	-38.69	QP
8	1.6891	0.10	9.55	0.95	10.60	46.00	-35.40	Average
9	4.8997	0.12	9.56	11.81	21.49	56.00	-34.51	QP
10	4.8997	0.12	9.56	2.79	12.47	46.00	-33.53	Average
11	6.4198	0.15	9.63	21.84	31.62	60.00	-28.38	QP
12	6.4198	0.15	9.63	14.40	24.18	50.00	-25.82	Average



SGS-CSTC Standards Technical Services Co., Ltd.  
Shenzhen Branch Testing Laboratory

Unless otherwise agreed in writing, this document is issued by the Company subject to its General Conditions of Service printed overleaf, available on request or accessible at <https://www.sgs.com/en/Terms-and-Conditions>. Attention is drawn to the limitation of liability, indemnification and jurisdiction issues defined therein. Any holder of this document is advised that information contained hereon reflects the Company's findings at the time of its intervention only and within the limits of Client's instructions, if any. The Company's sole responsibility is to its Client and this document does not exonerate parties to a transaction from exercising all their rights and obligations under the transaction documents. This document cannot be reproduced except in full, without prior written approval of the Company. Any unauthorized alteration, forgery or falsification of the content or appearance of this document is unlawful and offenders may be prosecuted to the fullest extent of the law. Unless otherwise stated the results shown in this test report refer only to the sample(s) tested and such sample(s) are retained for 30 days only.

Attention: To check the authenticity of testing /inspection report & certificate, please contact us at telephone: (86-755) 8307 1443, or email: [CN.Doccheck@sgs.com](mailto:CN.Doccheck@sgs.com)

No.1 Workshop, M-10, Middle Section, Science & Technology Park, Nanshan District, Shenzhen, Guangdong, China 518057 t (86-755) 26012053 f (86-755) 26710594 www.sgsgroup.com.cn  
中国·广东·深圳市南山区科技园中区M-10栋1号厂房 邮编: 518057 t (86-755) 26012053 f (86-755) 26710594 sgs.china@sgs.com

## 7.2 Radiated Emissions which fall in the restricted bands

Test Requirement 47 CFR Part 15, Subpart C 15.205 & 15.209

Test Method: ANSI C63.10 (2013) Section 6.10.5

Measurement Distance: 3m

Limit:

Frequency(MHz)	Field strength(microvolts/meter)	Measurement distance(meters)
0.009-0.490	2400/F(kHz)	300
0.490-1.705	24000/F(kHz)	30
1.705-30.0	30	30
30-88	100	3
88-216	150	3
216-960	200	3
Above 960	500	3

Remark: The emission limits shown in the above table are based on measurements employing a CISPR quasi-peak detector except for the frequency bands 9-90kHz, 110-490kHz and above 1000 MHz. Radiated emission limits in these three bands are based on measurements employing an average detector, the peak field strength of any emission shall not exceed the maximum permitted average limits specified above by more than 20 dB under any condition of modulation.

### 7.2.1 E.U.T. Operation

Operating Environment:

Temperature: 23.8 °C

Humidity: 60.5 % RH

Atmospheric Pressure: 1020 mbar

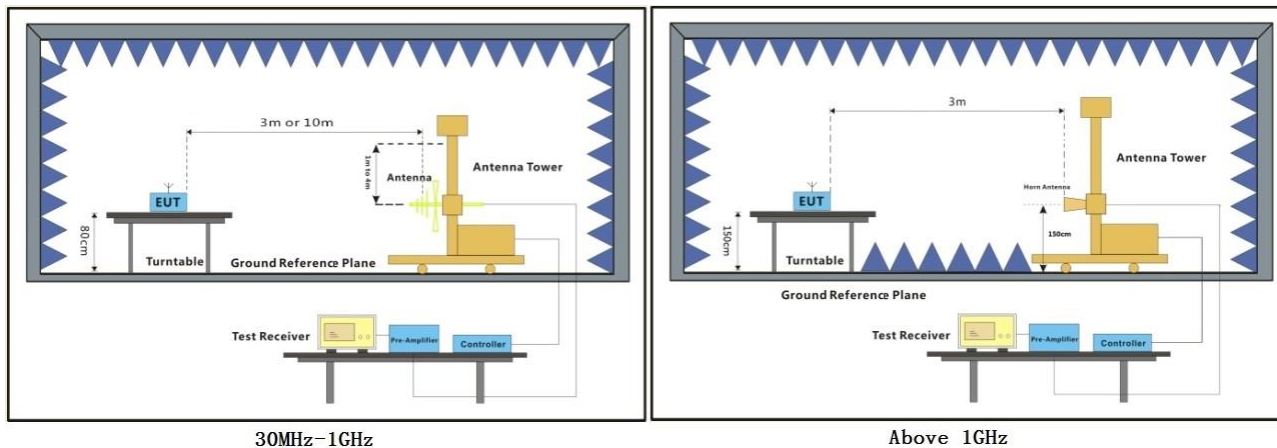
### 7.2.2 Test Mode Description

Pre-scan / Final test	Mode Code	Description
Pre-scan	07	TX mode_Keep the EUT in continuously transmitting mode with all modulation types. Only the data of worst case is recorded in the report.
Final test	08	Charge + TX mode_Keep the EUT in charging and continuously transmitting mode with all modulation types. Only the data of worst case is recorded in the report.





### 7.2.3 Test Setup Diagram



30MHz-1GHz

Above 1GHz



## 7.2.4 Measurement Procedure and Data

- a. For below 1GHz, the EUT was placed on the top of a rotating table 0.8 meters above the ground at a 3 or 10 meter semi-anechoic chamber. The table was rotated 360 degrees to determine the position of the highest radiation.
- b. For above 1GHz, the EUT was placed on the top of a rotating table 1.5 meters above the ground at a 3 meter fully-anechoic chamber. The table was rotated 360 degrees to determine the position of the highest radiation.
- c. The EUT was set 3 or 10 meters away from the interference-receiving antenna, which was mounted on the top of a variable-height antenna tower.
- d. The antenna height is varied from one meter to four meters above the ground to determine the maximum value of the field strength. Both horizontal and vertical polarizations of the antenna are set to make the measurement.
- e. For each suspected emission, the EUT was arranged to its worst case and then the antenna was tuned to heights from 1 meter to 4 meters (for the test frequency of below 30MHz, the antenna was tuned to heights 1 meter) and the rotatable table was turned from 0 degrees to 360 degrees to find the maximum reading.
- f. The test-receiver system was set to Peak Detect Function and Specified Bandwidth with Maximum Hold Mode.
- g. If the emission level of the EUT in peak mode was 10dB lower than the limit specified, then testing could be stopped and the peak values of the EUT would be reported. Otherwise the emissions that did not have 10dB margin would be re-tested one by one using peak, quasi-peak or average method as specified and then reported in a data sheet.
- h. Test the EUT in the lowest channel, the middle channel, the Highest channel.
- i. The radiation measurements are performed in X, Y, Z axis positioning for Transmitting mode, and found the X axis positioning which it is the worst case.
- j. Repeat above procedures until all frequencies measured was complete.

Remark 1: Level= Read Level+ Cable Loss+ Antenna Factor- Preamp Factor

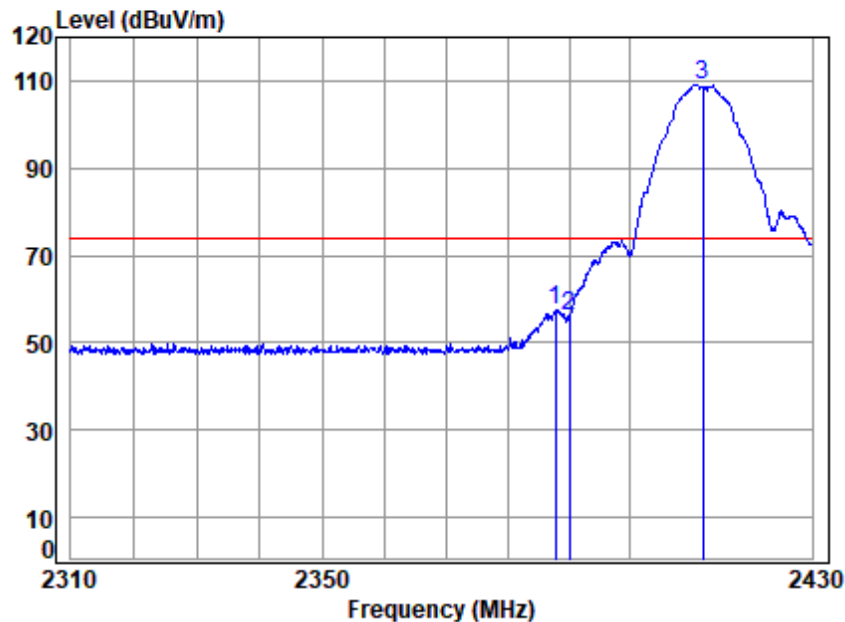
Remark 2: For frequencies above 1GHz, the field strength limits are based on average limits. However, the peak field strength of any emission shall not exceed the maximum permitted average limits specified above by more than 20 dB under any condition of modulation. For the emissions whose peak level is lower than the average limit, only the peak measurement is shown in the report.

Remark 3: The resolution bandwidth of test receiver/spectrum analyzer is 1MHz and the video bandwidth is 3MHz for Peak detection (PK) and Average detection (AV) at frequency above 1GHz.

Remark 4: For fundamental and harmonic signal measurement, the resolution bandwidth of test receiver/spectrum analyzer is 1MHz and the video bandwidth is  $\geq 1/T$  (Duty cycle  $< 98\%$ ) or 10Hz (Duty cycle  $\geq 98\%$ ) for Average detection (AV) at frequency above 1GHz.



Test Mode: 08; Polarity: Horizontal; Modulation:802.11b; Bandwidth:20MHz; Channel:Low



Condition: 3m HORIZONTAL

Job No : 03810WM/03809WM

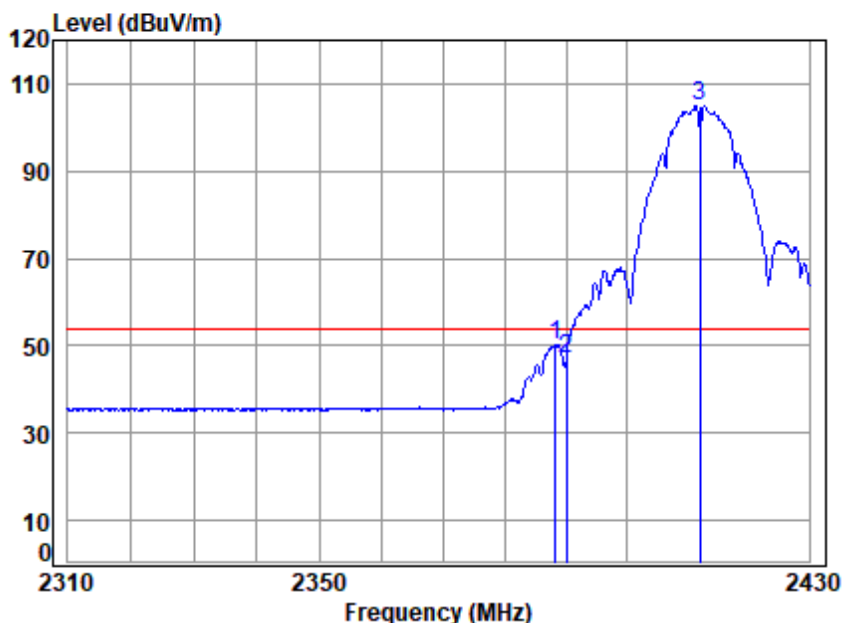
Mode : 2412 Band edge

: 2.4G WIFI 11B

		Cable	Ant	Preamp	Read		Limit	Over	
	Freq	Loss	Factor	Factor	Level	Level	Line	Limit	Remark
	MHz	dB	dB/m	dB	dBuV	dBuV/m	dBuV/m	dB	
1	2387.791	6.82	27.45	31.54	54.54	57.27	74.00	-16.73	peak
2	2390.000	6.82	27.46	31.54	53.52	56.26	74.00	-17.74	peak
3 pp	2412.000	6.91	27.52	31.54	106.20	109.09	74.00	35.09	peak



Test Mode: 08; Polarity: Horizontal; Modulation:802.11b; Bandwidth:20MHz; Channel:Low



Condition: 3m HORIZONTAL

Job No : 03810WM/03809WM

Mode : 2412 Band edge

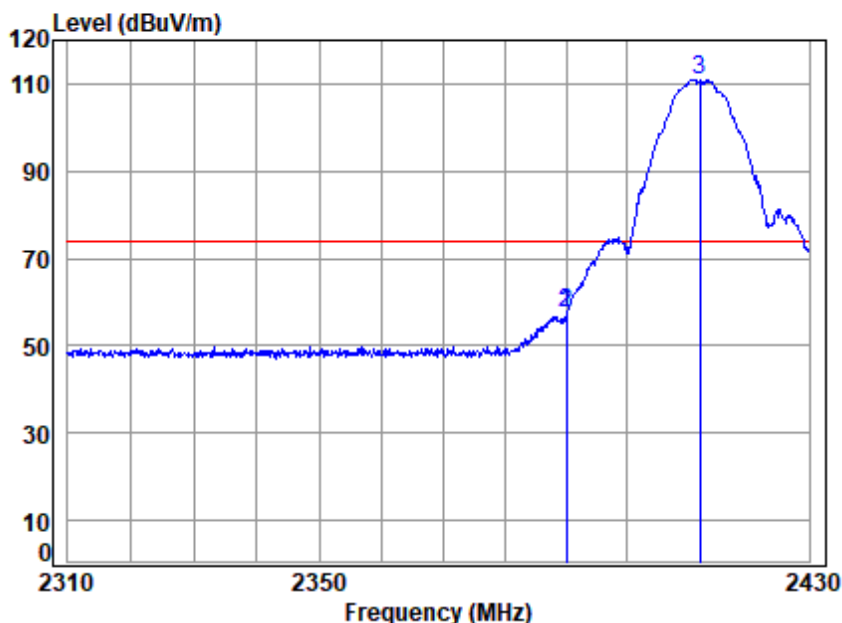
: 2.4G WIFI 11B

		Cable	Ant	Preamp	Read		Limit	Over	
	Freq	Loss	Factor	Factor	Level	Level	Line	Limit	Remark
	MHz	dB	dB/m	dB	dBuV	dBuV/m	dBuV/m	dB	
1	2388.274	6.82	27.45	31.54	47.62	50.35	54.00	-3.65	Average
2	2390.000	6.82	27.46	31.54	44.16	46.90	54.00	-7.10	Average
3 pp	2412.000	6.91	27.52	31.54	102.19	105.08	54.00	51.08	Average





Test Mode: 08; Polarity: Vertical; Modulation:802.11b; Bandwidth:20MHz; Channel:Low



Condition: 3m VERTICAL

Job No : 03810WM/03809WM

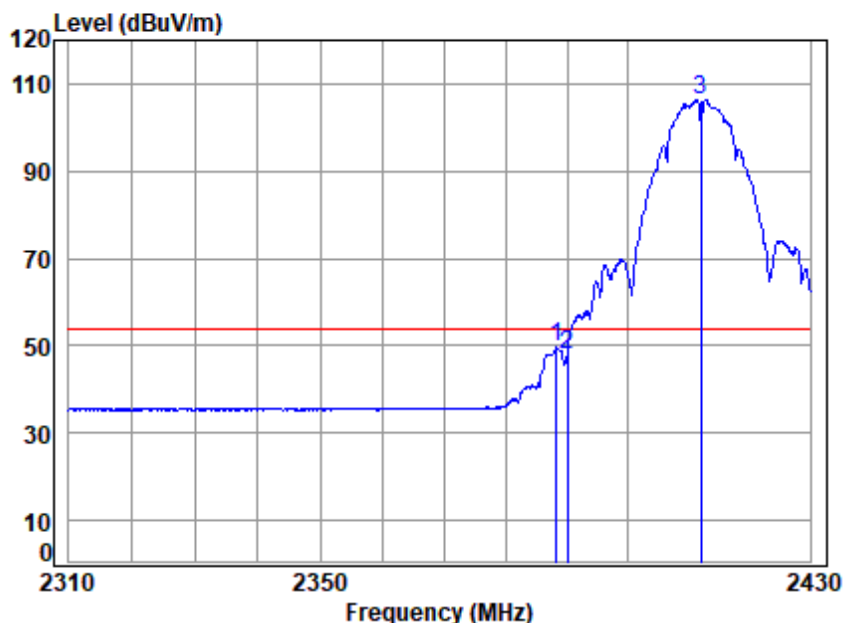
Mode : 2412 Band edge

: 2.4G WIFI 11B

	Cable	Ant	Preamp	Read		Limit	Over	
Freq	Loss	Factor	Factor	Level	Level	Line	Limit	Remark
MHz	dB	dB/m	dB	dBuV	dBuV/m	dBuV/m	dB	
1 2389.968	6.82	27.46	31.54	54.83	57.57	74.00	-16.43	Peak
2 2390.000	6.82	27.46	31.54	54.83	57.57	74.00	-16.43	Peak
3 pp 2412.000	6.91	27.52	31.54	108.20	111.09	74.00	37.09	Peak



Test Mode: 08; Polarity: Vertical; Modulation:802.11b; Bandwidth:20MHz; Channel:Low



Condition: 3m VERTICAL

Job No : 03810WM/03809WM

Mode : 2412 Band edge

: 2.4G WIFI 11B

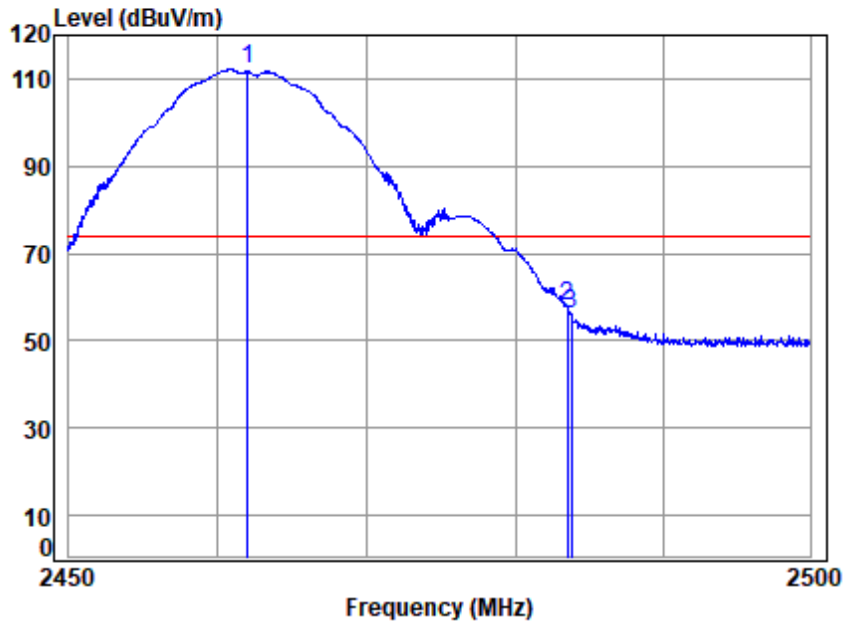
	Cable	Ant	Preamp	Read		Limit	Over	
Freq	Loss	Factor	Factor	Level	Level	Line	Limit	Remark
MHz	dB	dB/m	dB	dBuV	dBuV/m	dBuV/m	dB	
1	2388.274	6.82	27.45	31.54	46.94	49.67	54.00	-4.33 Average
2	2390.000	6.82	27.46	31.54	45.33	48.07	54.00	-5.93 Average
3 pp	2412.000	6.91	27.52	31.54	103.58	106.47	54.00	52.47 Average



Unless otherwise agreed in writing, this document is issued by the Company subject to its General Conditions of Service printed overleaf, available on request or accessible at <https://www.sgs.com/en/Terms-and-Conditions>. Attention is drawn to the limitation of liability, indemnification and jurisdiction issues defined therein. Any holder of this document is advised that information contained hereon reflects the Company's findings at the time of its intervention only and within the limits of Client's instructions, if any. The Company's sole responsibility is to its Client and this document does not exonerate parties to a transaction from exercising all their rights and obligations under the transaction documents. This document cannot be reproduced except in full, without prior written approval of the Company. Any unauthorized alteration, forgery or falsification of the content or appearance of this document is unlawful and offenders may be prosecuted to the fullest extent of the law. Unless otherwise stated the results shown in this test report refer only to the sample(s) tested and such sample(s) are retained for 30 days only.

Attention: To check the authenticity of testing /inspection report & certificate, please contact us at telephone: (86-755) 8307 1443, or email: [CN.Doccheck@sgs.com](mailto:CN.Doccheck@sgs.com)

Test Mode: 08; Polarity: Horizontal; Modulation:802.11b; Bandwidth:20MHz; Channel:High



Condition: 3m HORIZONTAL

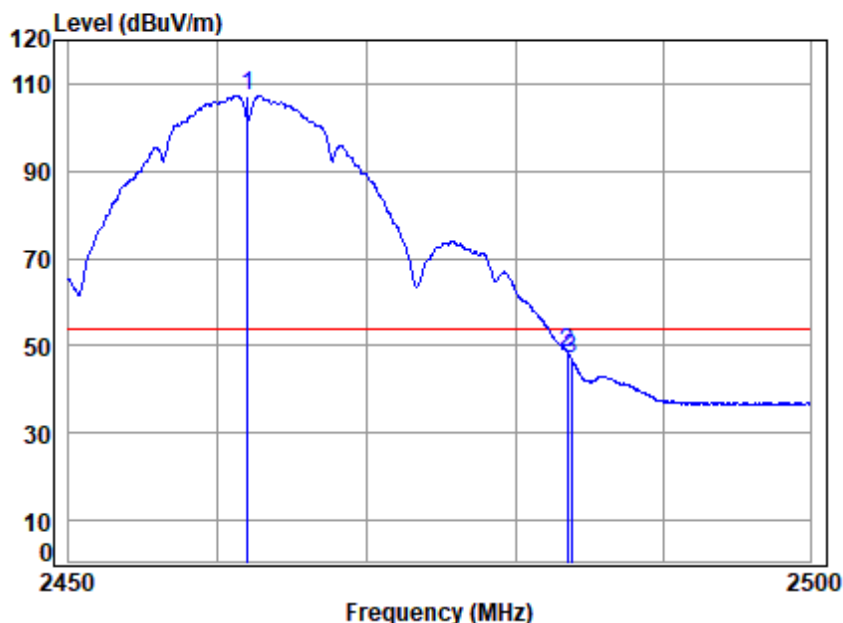
Job No : 03810WM/03809WM

Mode : 2462 Band edge  
: 2.4G WIFI 11B

		Cable	Ant	Preamp	Read		Limit	Over	
	Freq	Loss	Factor	Factor	Level	Level	Line	Limit	Remark
	MHz	dB	dB/m	dB	dBuV	dBuV/m	dBuV/m	dB	
1	pp 2462.000	7.25	27.67	31.55	108.76	112.13	74.00	38.13	peak
2	2483.500	7.40	27.80	31.55	54.11	57.76	74.00	-16.24	peak
3	2483.790	7.40	27.80	31.55	52.44	56.09	74.00	-17.91	peak



Test Mode: 08; Polarity: Horizontal; Modulation:802.11b; Bandwidth:20MHz; Channel:High



Condition: 3m HORIZONTAL

Job No : 03810WM/03809WM

Mode : 2462 Band edge

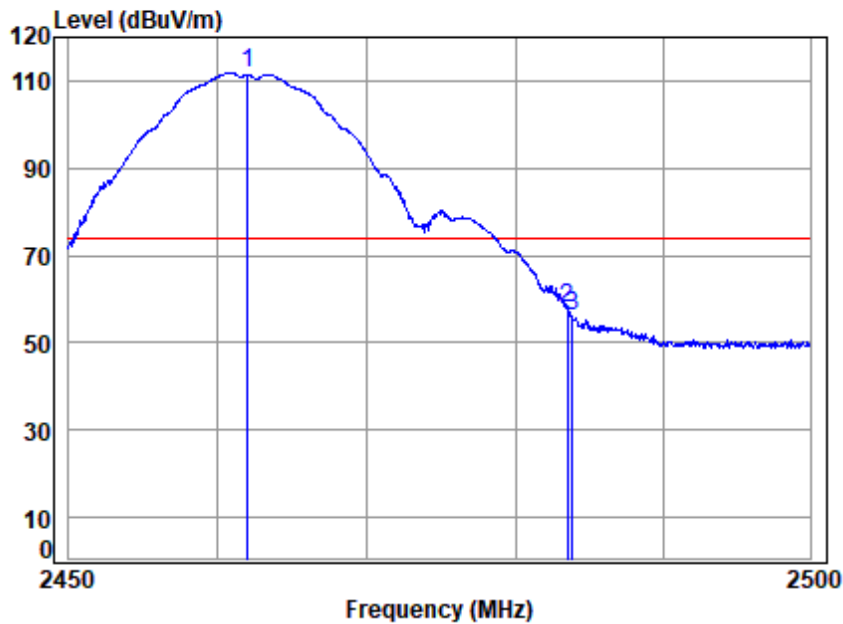
: 2.4G WIFI 11B

		Cable	Ant	Preamp	Read	Limit	Over	
Freq	Loss	Factor	Factor	Level	Level	Line	Limit	Remark
MHz	dB	dB/m	dB	dBuV	dBuV/m	dBuV/m	dB	
1 pp 2462.000	7.25	27.67	31.55	104.08	107.45	54.00	53.45	Average
2 2483.500	7.40	27.80	31.55	44.93	48.58	54.00	-5.42	Average
3 2483.790	7.40	27.80	31.55	43.21	46.86	54.00	-7.14	Average





Test Mode: 08; Polarity: Vertical; Modulation:802.11b; Bandwidth:20MHz; Channel:High



Condition: 3m VERTICAL

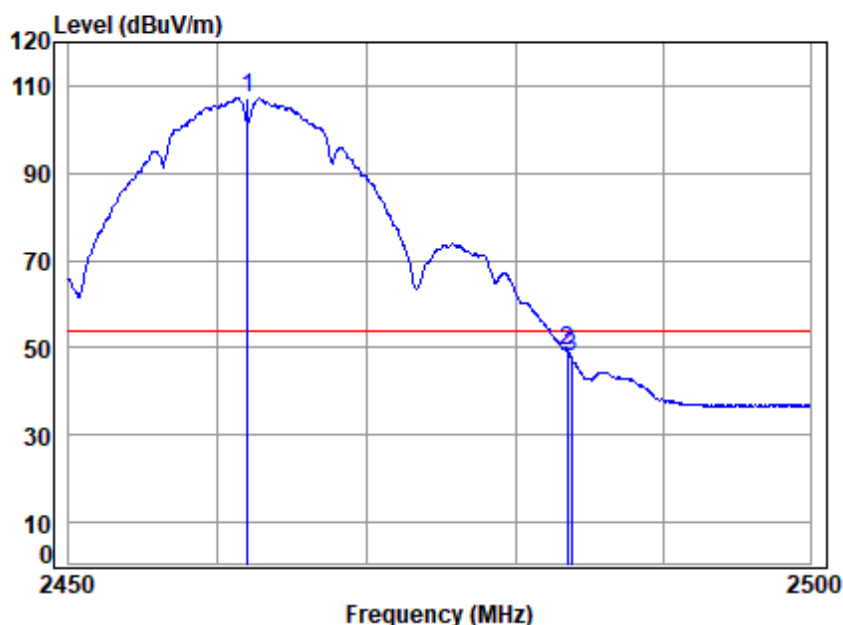
Job No : 03810WM/03809WM

Mode : 2462 Band edge  
: 2.4G WIFI 11B

		Cable	Ant	Preamp	Read		Limit	Over	
	Freq	Loss	Factor	Factor	Level	Level	Line	Limit	Remark
	MHz	dB	dB/m	dB	dBuV	dBuV/m	dBuV/m	dB	
1	pp 2462.000	7.25	27.67	31.55	108.41	111.78	74.00	37.78	Peak
2	2483.500	7.40	27.80	31.55	54.39	58.04	74.00	-15.96	Peak
3	2483.840	7.40	27.80	31.55	52.38	56.03	74.00	-17.97	Peak



Test Mode: 08; Polarity: Vertical; Modulation:802.11b; Bandwidth:20MHz; Channel:High



Condition: 3m VERTICAL

Job No : 03810WM/03809WM

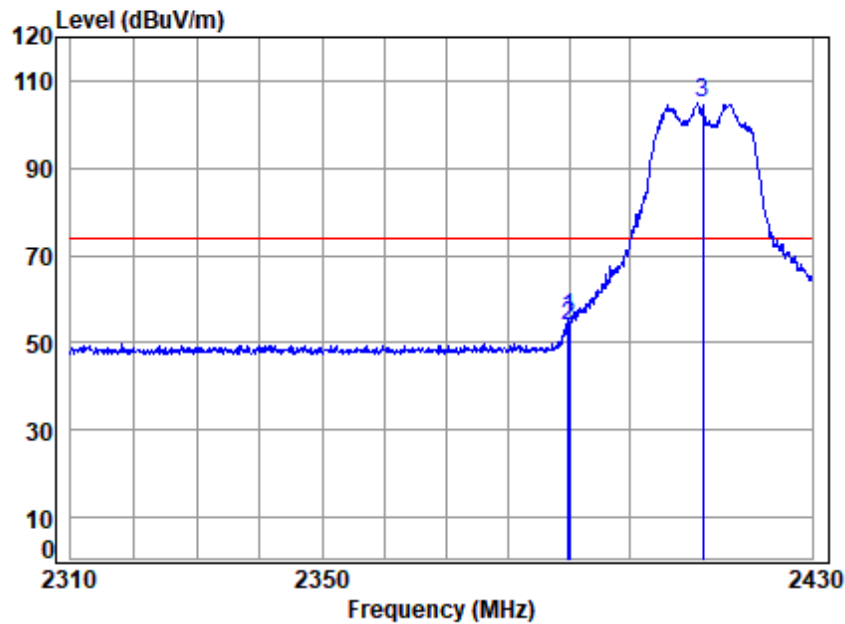
Mode : 2462 Band edge

: 2.4G WIFI 11B

		Cable	Ant	Preamp	Read	Limit	Over	
	Freq	Loss	Factor	Factor	Level	Level	Line	Limit Remark
	MHz	dB	dB/m	dB	dBuV	dBuV/m	dBuV/m	dB
1 pp	2462.000	7.25	27.67	31.55	103.77	107.14	54.00	53.14 Average
2	2483.500	7.40	27.80	31.55	45.45	49.10	54.00	-4.90 Average
3	2483.790	7.40	27.80	31.55	44.12	47.77	54.00	-6.23 Average



Test Mode: 08; Polarity: Horizontal; Modulation:802.11g; Bandwidth:20MHz; Channel:Low



Condition: 3m HORIZONTAL

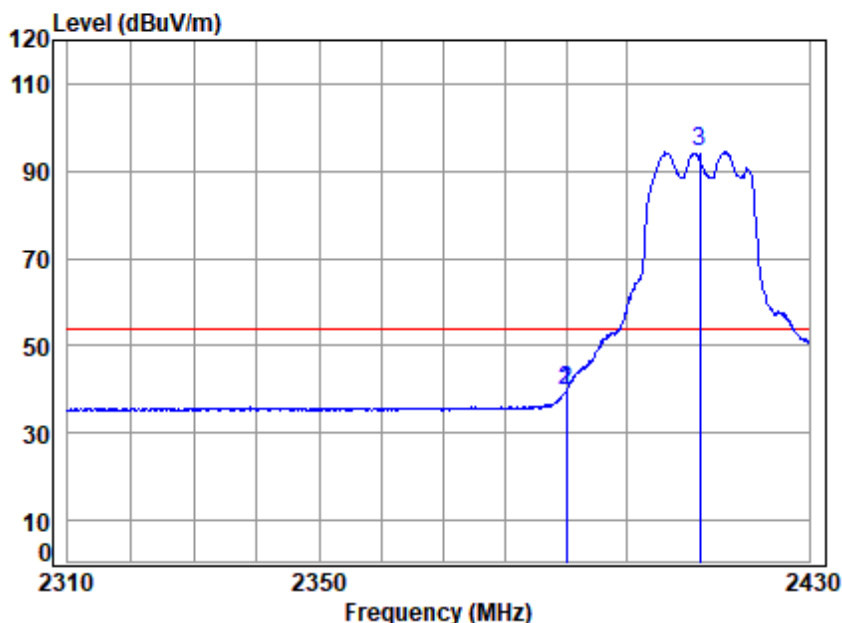
Job No : 03810WM/03809WM

Mode : 2412 Band edge  
: 2.4G WIFI 11G

		Cable	Ant	Preamp	Read		Limit	Over	
	Freq	Loss	Factor	Factor	Level	Level	Line	Limit	Remark
	MHz	dB	dB/m	dB	dBuV	dBuV/m	dBuV/m	dB	
1	2389.847	6.82	27.46	31.54	52.73	55.47	74.00	-18.53	peak
2	2390.000	6.82	27.46	31.54	50.96	53.70	74.00	-20.30	peak
3	2412.000	6.91	27.52	31.54	101.87	104.76	74.00	30.76	peak



Test Mode: 08; Polarity: Horizontal; Modulation:802.11g; Bandwidth:20MHz; Channel:Low



Condition: 3m HORIZONTAL

Job No : 03810WM/03809WM

Mode : 2412 Band edge

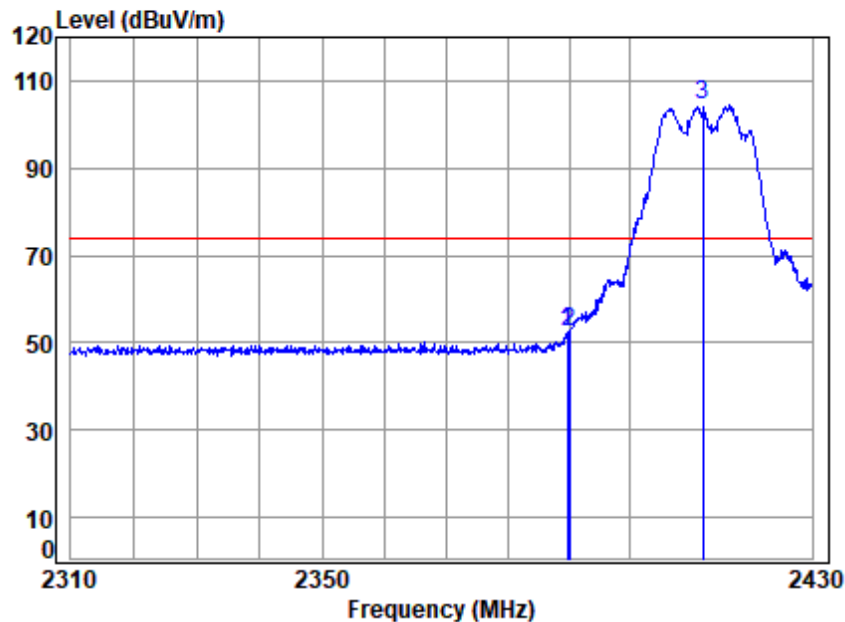
: 2.4G WIFI 11G

	Cable	Ant	Preamp	Read	Limit	Over	
Freq	Loss	Factor	Factor	Level	Level	Line	Limit Remark
MHz	dB	dB/m	dB	dBuV	dBuV/m	dBuV/m	dB
1 2389.968	6.82	27.46	31.54	37.16	39.90	54.00	-14.10 Average
2 2390.000	6.82	27.46	31.54	37.16	39.90	54.00	-14.10 Average
3 pp 2412.000	6.91	27.52	31.54	91.49	94.38	54.00	40.38 Average





Test Mode: 08; Polarity: Vertical; Modulation:802.11g; Bandwidth:20MHz; Channel:Low



Condition: 3m VERTICAL

Job No : 03810WM/03809WM

Mode : 2412 Band edge

: 2.4G WIFI 11G

	Cable	Ant	Preamp	Read		Limit	Over	
Freq	Loss	Factor	Factor	Level	Level	Line	Limit	Remark
MHz	dB	dB/m	dB	dBuV	dBuV/m	dBuV/m	dB	
1 2389.726	6.82	27.46	31.54	49.79	52.53	74.00	-21.47	Peak
2 2390.000	6.82	27.46	31.54	49.53	52.27	74.00	-21.73	Peak
3 pp 2412.000	6.91	27.52	31.54	101.40	104.29	74.00	30.29	Peak



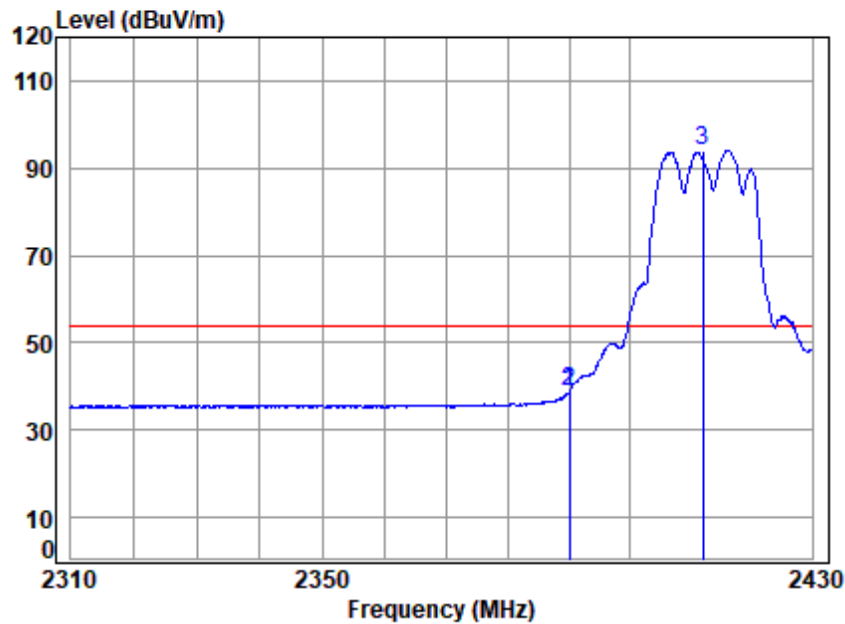
Unless otherwise agreed in writing, this document is issued by the Company subject to its General Conditions of Service printed overleaf, available on request or accessible at <https://www.sgs.com/en/Terms-and-Conditions>. Attention is drawn to the limitation of liability, indemnification and jurisdiction issues defined therein. Any holder of this document is advised that information contained hereon reflects the Company's findings at the time of its intervention only and within the limits of Client's instructions, if any. The Company's sole responsibility is to its Client and this document does not exonerate parties to a transaction from exercising all their rights and obligations under the transaction documents. This document cannot be reproduced except in full, without prior written approval of the Company. Any unauthorized alteration, forgery or falsification of the content or appearance of this document is unlawful and offenders may be prosecuted to the fullest extent of the law. Unless otherwise stated the results shown in this test report refer only to the sample(s) tested and such sample(s) are retained for 30 days only.

Attention: To check the authenticity of testing /inspection report & certificate, please contact us at telephone: (86-755) 8307 1443, or email: [CN.Doccheck@sgs.com](mailto:CN.Doccheck@sgs.com)

SGS-CSTC Standards Technical Services Co., Ltd.  
Shenzhen Branch

No.1 Workshop, M-10, Middle Section, Science & Technology Park, Nanshan District, Shenzhen, Guangdong, China 518057 t (86-755) 26012053 f (86-755) 26710594 www.sgs.com.cn  
中国·广东·深圳市南山区科技园中区M-10栋1号厂房 邮编: 518057 t (86-755) 26012053 f (86-755) 26710594 sgs.china@sgs.com

Test Mode: 08; Polarity: Vertical; Modulation:802.11g; Bandwidth:20MHz; Channel:Low



Condition: 3m VERTICAL

Job No : 03810WM/03809WM

Mode : 2412 Band edge

: 2.4G WIFI 11G

	Cable	Ant	Preamp	Read	Limit	Over		
Freq	Loss	Factor	Factor	Level	Level	Line	Limit	Remark
MHz	dB	dB/m	dB	dBuV	dBuV/m	dBuV/m	dB	
1	2389.968	6.82	27.46	31.54	36.01	38.75	54.00	-15.25 Average
2	2390.000	6.82	27.46	31.54	36.01	38.75	54.00	-15.25 Average
3 pp	2412.000	6.91	27.52	31.54	91.21	94.10	54.00	40.10 Average



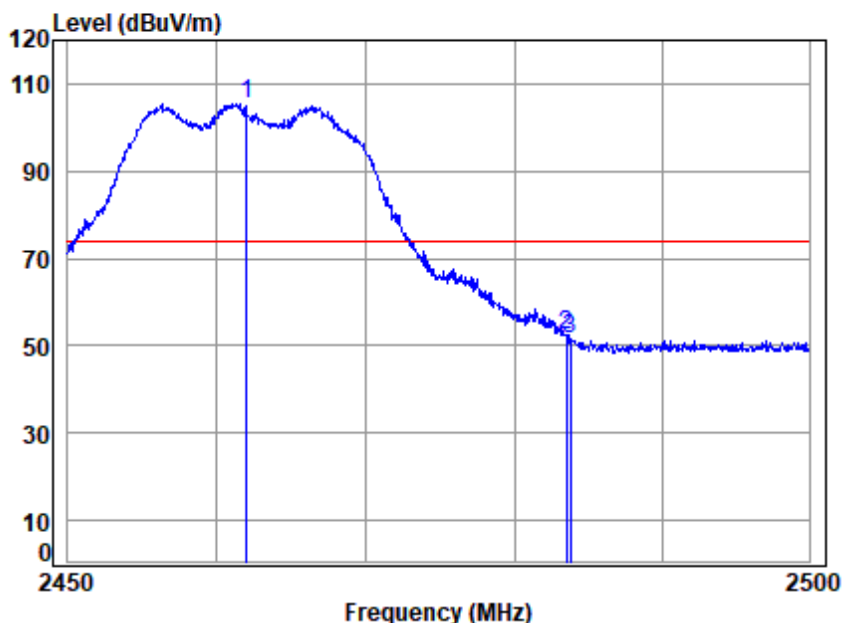
Unless otherwise agreed in writing, this document is issued by the Company subject to its General Conditions of Service printed overleaf, available on request or accessible at <https://www.sgs.com/en/Terms-and-Conditions>. Attention is drawn to the limitation of liability, indemnification and jurisdiction issues defined therein. Any holder of this document is advised that information contained hereon reflects the Company's findings at the time of its intervention only and within the limits of Client's instructions, if any. The Company's sole responsibility is to its Client and this document does not exonerate parties to a transaction from exercising all their rights and obligations under the transaction documents. This document cannot be reproduced except in full, without prior written approval of the Company. Any unauthorized alteration, forgery or falsification of the content or appearance of this document is unlawful and offenders may be prosecuted to the fullest extent of the law. Unless otherwise stated the results shown in this test report refer only to the sample(s) tested and such sample(s) are retained for 30 days only.

Attention: To check the authenticity of testing /inspection report & certificate, please contact us at telephone: (86-755) 8307 1443, or email: [CN.Doccheck@sgs.com](mailto:CN.Doccheck@sgs.com)

SGS-CSTC Standards Technical Services Co., Ltd.  
Shenzhen Branch Testing & Calibration Laboratory

No.1 Workshop, M-10, Middle Section, Science & Technology Park, Nanshan District, Shenzhen, Guangdong, China 518057 t (86-755) 26012053 f (86-755) 26710594 www.sgs.com.cn  
中国·广东·深圳市南山区科技园中区M-10栋1号厂房 邮编: 518057 t (86-755) 26012053 f (86-755) 26710594 sgs.china@sgs.com

Test Mode: 08; Polarity: Horizontal; Modulation:802.11g; Bandwidth:20MHz; Channel:High



Condition: 3m HORIZONTAL

Job No : 03810WM/03809WM

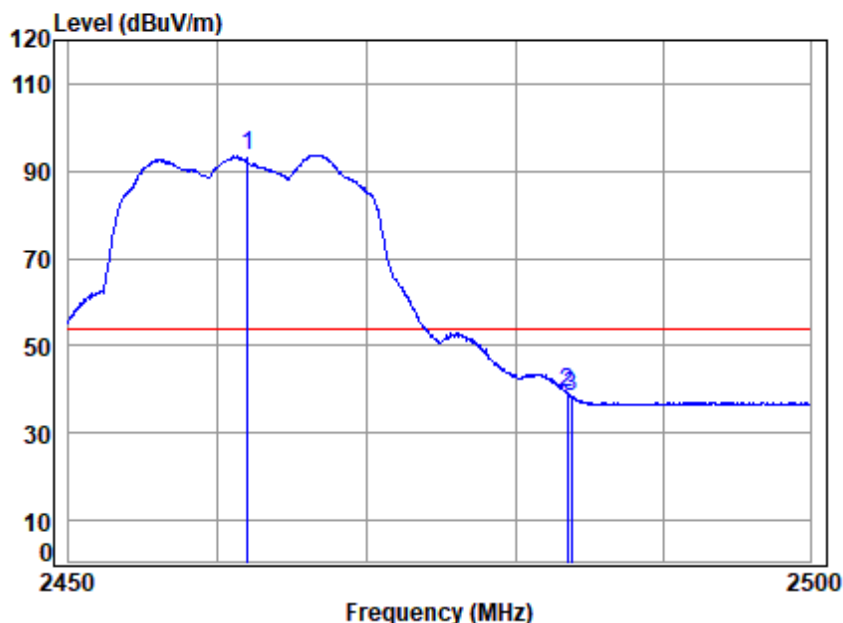
Mode : 2462 Band edge

: 2.4G WIFI 11G

		Cable	Ant	Preamp	Read		Limit	Over	
	Freq	Loss	Factor	Factor	Level	Level	Line	Limit	Remark
	MHz	dB	dB/m	dB	dBuV	dBuV/m	dBuV/m	dB	
1 pp	2462.000	7.25	27.67	31.55	102.14	105.51	74.00	31.51	peak
2	2483.500	7.40	27.80	31.55	49.05	52.70	74.00	-21.30	peak
3	2483.790	7.40	27.80	31.55	47.95	51.60	74.00	-22.40	peak



Test Mode: 08; Polarity: Horizontal; Modulation:802.11g; Bandwidth:20MHz; Channel:High



Condition: 3m HORIZONTAL

Job No : 03810WM/03809WM

Mode : 2462 Band edge

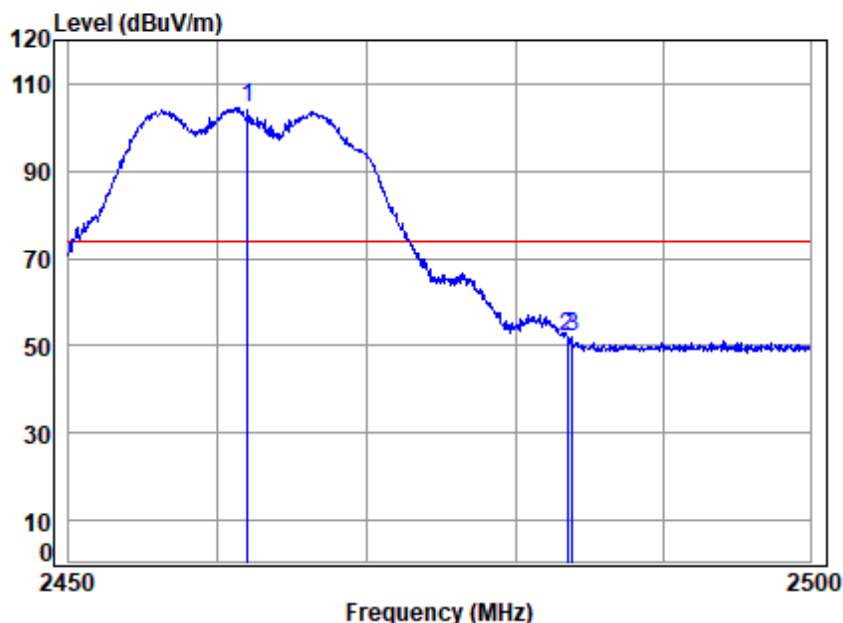
: 2.4G WIFI 11G

		Cable	Ant	Preamp	Read	Limit	Over	
Freq	Loss	Factor	Factor	Level	Level	Line	Limit	Remark
MHz	dB	dB/m	dB	dBuV	dBuV/m	dBuV/m	dB	
1 pp 2462.000	7.25	27.67	31.55	90.39	93.76	54.00	39.76	Average
2 2483.500	7.40	27.80	31.55	35.56	39.21	54.00	-14.79	Average
3 2483.790	7.40	27.80	31.55	34.60	38.25	54.00	-15.75	Average





Test Mode: 08; Polarity: Vertical; Modulation:802.11g; Bandwidth:20MHz; Channel:High



Condition: 3m VERTICAL

Job No : 03810WM/03809WM

Mode : 2462 Band edge

: 2.4G WIFI 11G

		Cable	Ant	Preamp	Read	Limit	Over	
Freq	Loss	Factor	Factor	Level	Level	Line	Limit	Remark
MHz	dB	dB/m	dB	dBuV	dBuV/m	dBuV/m	dB	
1 pp 2462.000	7.25	27.67	31.55	101.29	104.66	74.00	30.66	Peak
2 2483.500	7.40	27.80	31.55	48.16	51.81	74.00	-22.19	Peak
3 2483.840	7.40	27.80	31.55	48.33	51.98	74.00	-22.02	Peak



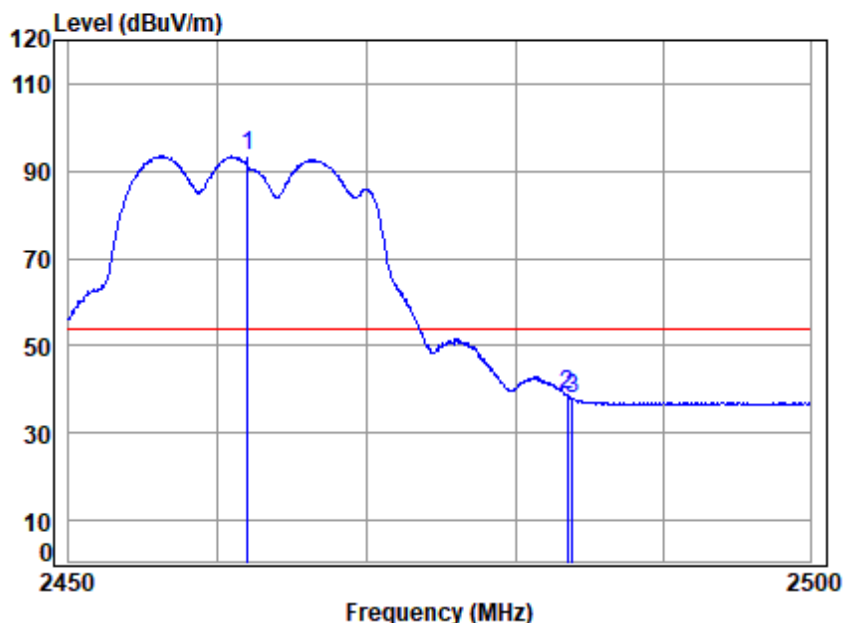
Unless otherwise agreed in writing, this document is issued by the Company subject to its General Conditions of Service printed overleaf, available on request or accessible at <https://www.sgs.com/en/Terms-and-Conditions>. Attention is drawn to the limitation of liability, indemnification and jurisdiction issues defined therein. Any holder of this document is advised that information contained hereon reflects the Company's findings at the time of its intervention only and within the limits of Client's instructions, if any. The Company's sole responsibility is to its Client and this document does not exonerate parties to a transaction from exercising all their rights and obligations under the transaction documents. This document cannot be reproduced except in full, without prior written approval of the Company. Any unauthorized alteration, forgery or falsification of the content or appearance of this document is unlawful and offenders may be prosecuted to the fullest extent of the law. Unless otherwise stated the results shown in this test report refer only to the sample(s) tested and such sample(s) are retained for 30 days only.

Attention: To check the authenticity of testing /inspection report & certificate, please contact us at telephone: (86-755) 8307 1443, or email: [CN.Doccheck@sgs.com](mailto:CN.Doccheck@sgs.com)

SGS-CSTC Standards Technical Services Co., Ltd.  
Shenzhen Branch Testing & Calibration Laboratory

No.1 Workshop, M-10, Middle Section, Science & Technology Park, Nanshan District, Shenzhen, Guangdong, China 518057 t (86-755) 26012053 f (86-755) 26710594 www.sgs.com.cn  
中国·广东·深圳市南山区科技园中区M-10栋1号厂房 邮编: 518057 t (86-755) 26012053 f (86-755) 26710594 sgs.china@sgs.com

Test Mode: 08; Polarity: Vertical; Modulation:802.11g; Bandwidth:20MHz; Channel:High



Condition: 3m VERTICAL

Job No : 03810WM/03809WM

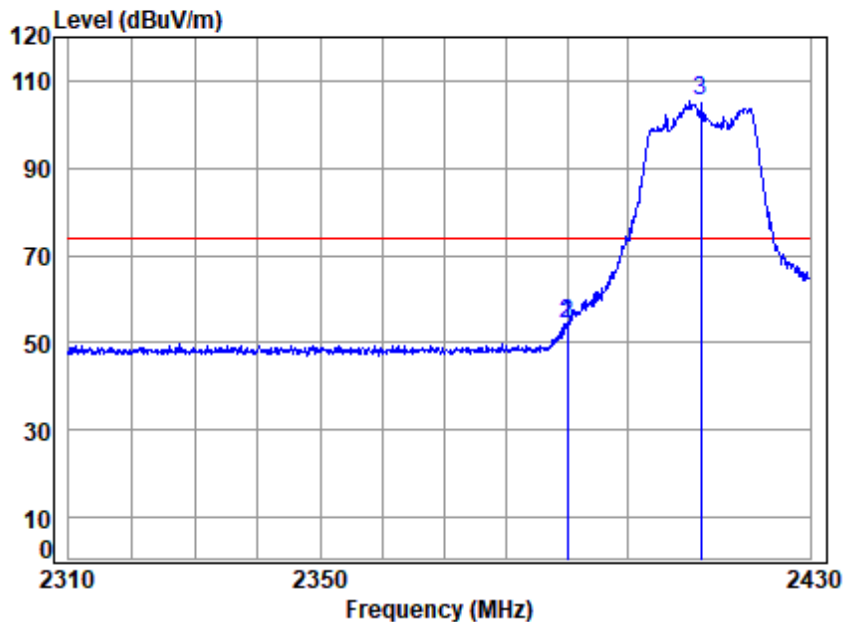
Mode : 2462 Band edge

: 2.4G WIFI 11G

		Cable	Ant	Preamp	Read	Limit	Over	
Freq	Loss	Factor	Factor	Level	Level	Line	Limit	Remark
MHz	dB	dB/m	dB	dBuV	dBuV/m	dBuV/m	dB	
1 pp 2462.000	7.25	27.67	31.55	90.03	93.40	54.00	39.40	Average
2 2483.500	7.40	27.80	31.55	35.00	38.65	54.00	-15.35	Average
3 2483.840	7.40	27.80	31.55	34.30	37.95	54.00	-16.05	Average



Test Mode: 08; Polarity: Horizontal; Modulation:802.11n; Bandwidth:20MHz; Channel:Low



Condition: 3m HORIZONTAL

Job No : 03810WM/03809WM

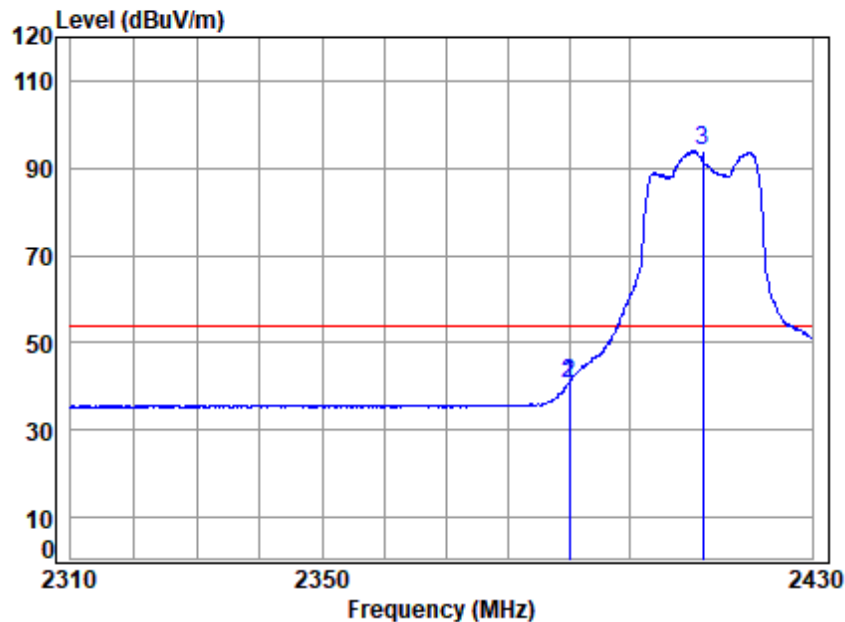
Mode : 2412 Band edge

: 2.4G WIFI 11N20

		Cable	Ant	Preamp	Read		Limit	Over	
	Freq	Loss	Factor	Factor	Level	Level	Line	Limit	Remark
	MHz	dB	dB/m	dB	dBuV	dBuV/m	dBuV/m	dB	
1	2389.968	6.82	27.46	31.54	51.55	54.29	74.00	-19.71	peak
2	2390.000	6.82	27.46	31.54	51.55	54.29	74.00	-19.71	peak
3 pp	2412.000	6.91	27.52	31.54	102.53	105.42	74.00	31.42	peak



Test Mode: 08; Polarity: Horizontal; Modulation:802.11n; Bandwidth:20MHz; Channel:Low



Condition: 3m HORIZONTAL

Job No : 03810WM/03809WM

Mode : 2412 Band edge

: 2.4G WIFI 11N20

	Cable	Ant	Preamp	Read	Limit	Over		
Freq	Loss	Factor	Factor	Level	Level	Line	Limit	Remark
MHz	dB	dB/m	dB	dBuV	dBuV/m	dBuV/m	dB	
1 2389.968	6.82	27.46	31.54	37.98	40.72	54.00	-13.28	Average
2 2390.000	6.82	27.46	31.54	37.98	40.72	54.00	-13.28	Average
3 pp 2412.000	6.91	27.52	31.54	91.02	93.91	54.00	39.91	Average



Unless otherwise agreed in writing, this document is issued by the Company subject to its General Conditions of Service printed overleaf, available on request or accessible at <https://www.sgs.com/en/Terms-and-Conditions>. Attention is drawn to the limitation of liability, indemnification and jurisdiction issues defined therein. Any holder of this document is advised that information contained hereon reflects the Company's findings at the time of its intervention only and within the limits of Client's instructions, if any. The Company's sole responsibility is to its Client and this document does not exonerate parties to a transaction from exercising all their rights and obligations under the transaction documents. This document cannot be reproduced except in full, without prior written approval of the Company. Any unauthorized alteration, forgery or falsification of the content or appearance of this document is unlawful and offenders may be prosecuted to the fullest extent of the law. Unless otherwise stated the results shown in this test report refer only to the sample(s) tested and such sample(s) are retained for 30 days only.

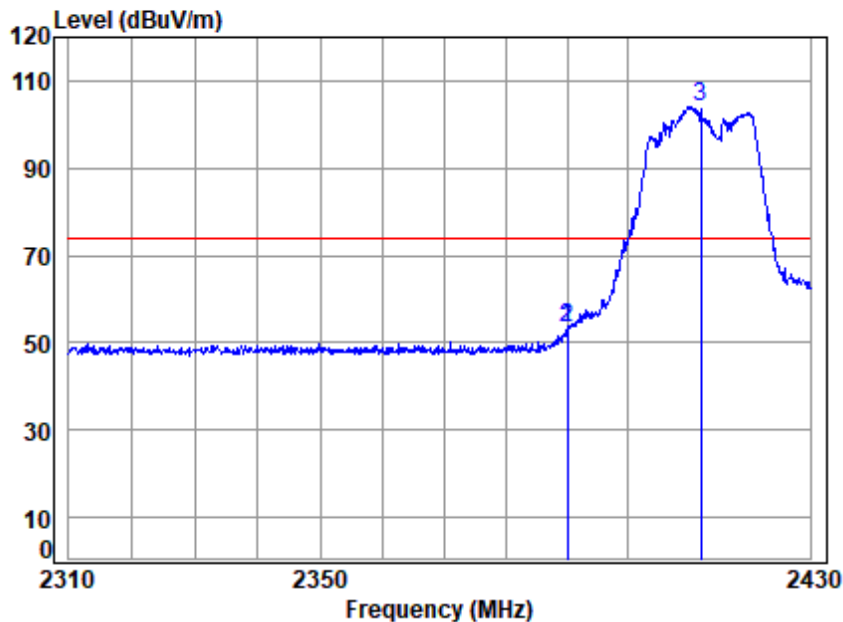
Attention: To check the authenticity of testing /inspection report & certificate, please contact us at telephone: (86-755) 8307 1443, or email: [CN.Doccheck@sgs.com](mailto:CN.Doccheck@sgs.com)

SGS-CSTC Standards Technical Services Co., Ltd.  
Shenzhen Branch Inspection & Testing Laboratory

No.1 Workshop, M-10, Middle Section, Science & Technology Park, Nanshan District, Shenzhen, Guangdong, China 518057 t (86-755) 26012053 f (86-755) 26710594 www.sgs.com.cn  
中国·广东·深圳市南山区科技园中区M-10栋1号厂房 邮编: 518057 t (86-755) 26012053 f (86-755) 26710594 sgs.china@sgs.com



Test Mode: 08; Polarity: Vertical; Modulation:802.11n; Bandwidth:20MHz; Channel:Low



Condition: 3m VERTICAL

Job No : 03810WM/03809WM

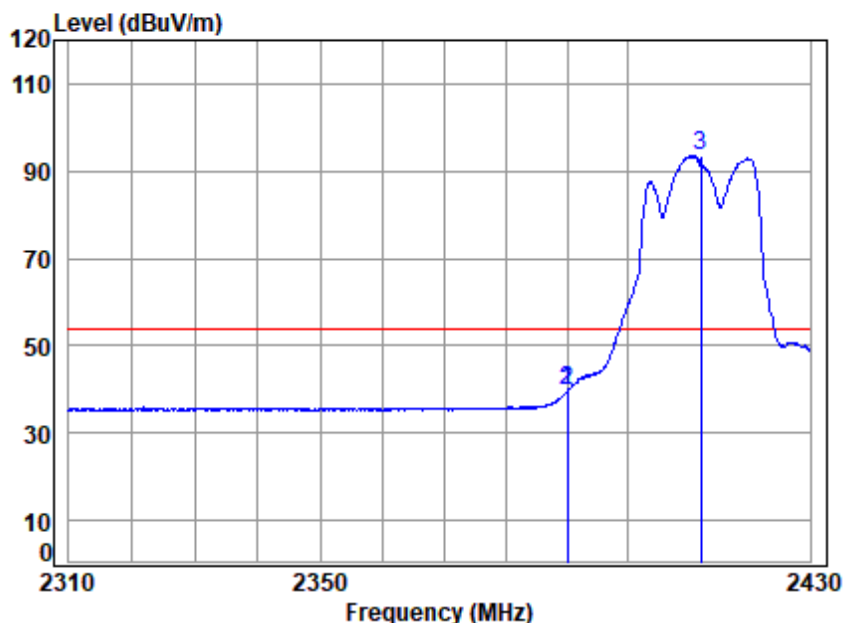
Mode : 2412 Band edge

: 2.4G WIFI 11N20

	Cable	Ant	Preamp	Read		Limit	Over	
Freq	Loss	Factor	Factor	Level	Level	Line	Limit	Remark
MHz	dB	dB/m	dB	dBuV	dBuV/m	dBuV/m	dB	
1	2389.968	6.82	27.46	31.54	50.75	53.49	74.00	-20.51 Peak
2	2390.000	6.82	27.46	31.54	50.75	53.49	74.00	-20.51 Peak
3	pp 2412.000	6.91	27.52	31.54	101.17	104.06	74.00	30.06 Peak



Test Mode: 08; Polarity: Vertical; Modulation:802.11n; Bandwidth:20MHz; Channel:Low



Condition: 3m VERTICAL

Job No : 03810WM/03809WM

Mode : 2412 Band edge

: 2.4G WIFI 11N20

	Cable	Ant	Preamp	Read	Limit	Over		
Freq	Loss	Factor	Factor	Level	Level	Line	Limit	Remark
MHz	dB	dB/m	dB	dBuV	dBuV/m	dBuV/m	dB	
1 2389.968	6.82	27.46	31.54	36.76	39.50	54.00	-14.50	Average
2 2390.000	6.82	27.46	31.54	36.76	39.50	54.00	-14.50	Average
3 pp 2412.000	6.91	27.52	31.54	90.65	93.54	54.00	39.54	Average



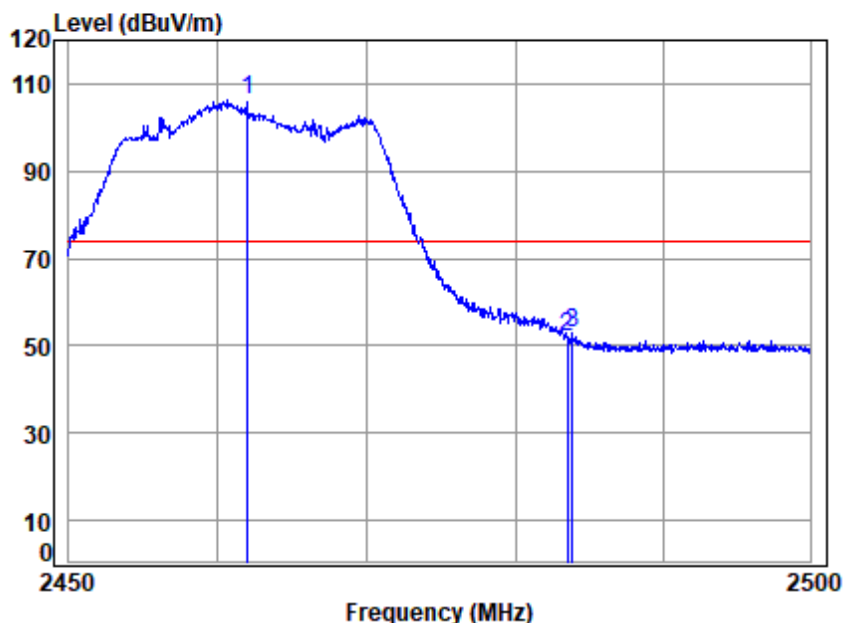
Unless otherwise agreed in writing, this document is issued by the Company subject to its General Conditions of Service printed overleaf, available on request or accessible at <https://www.sgs.com/en/Terms-and-Conditions>. Attention is drawn to the limitation of liability, indemnification and jurisdiction issues defined therein. Any holder of this document is advised that information contained hereon reflects the Company's findings at the time of its intervention only and within the limits of Client's instructions, if any. The Company's sole responsibility is to its Client and this document does not exonerate parties to a transaction from exercising all their rights and obligations under the transaction documents. This document cannot be reproduced except in full, without prior written approval of the Company. Any unauthorized alteration, forgery or falsification of the content or appearance of this document is unlawful and offenders may be prosecuted to the fullest extent of the law. Unless otherwise stated the results shown in this test report refer only to the sample(s) tested and such sample(s) are retained for 30 days only.

Attention: To check the authenticity of testing /inspection report & certificate, please contact us at telephone: (86-755) 8307 1443, or email: [CN.Doccheck@sgs.com](mailto:CN.Doccheck@sgs.com)

SGS-CSTC Standards Technical Services Co., Ltd.  
Shenzhen Branch Testing & Calibration Laboratory

No.1 Workshop, M-10, Middle Section, Science & Technology Park, Nanshan District, Shenzhen, Guangdong, China 518057 t (86-755) 26012053 f (86-755) 26710594 www.sgs.com.cn  
中国·广东·深圳市南山区科技园中区M-10栋1号厂房 邮编: 518057 t (86-755) 26012053 f (86-755) 26710594 sgs.china@sgs.com

Test Mode: 08; Polarity: Horizontal; Modulation:802.11n; Bandwidth:20MHz; Channel:High



Condition: 3m HORIZONTAL

Job No : 03810WM/03809WM

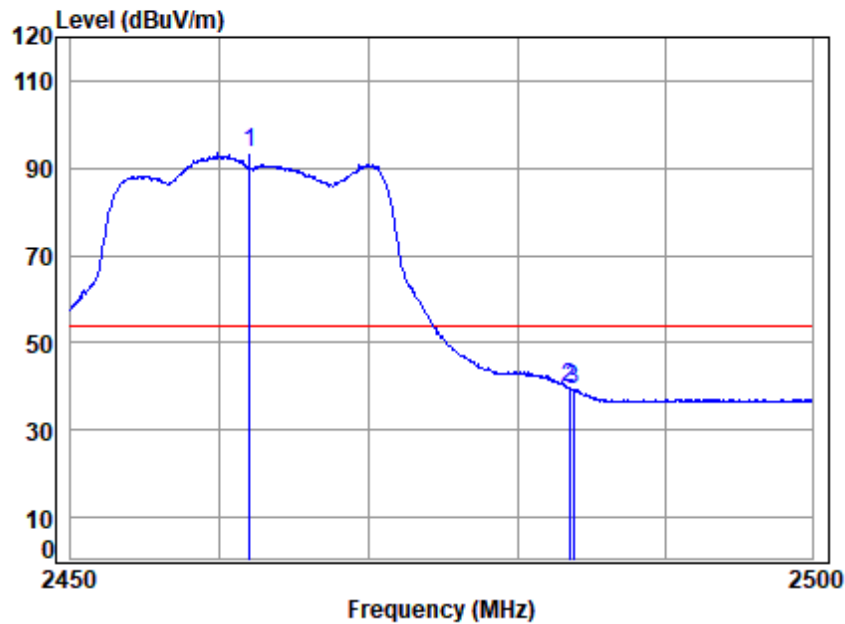
Mode : 2462 Band edge

: 2.4G WIFI 11N20

		Cable	Ant	Preamp	Read	Limit	Over	
	Freq	Loss	Factor	Factor	Level	Level	Line	Limit Remark
	MHz	dB	dB/m	dB	dBuV	dBuV/m	dBuV/m	dB
1 pp	2462.000	7.25	27.67	31.55	102.83	106.20	74.00	32.20 peak
2	2483.500	7.40	27.80	31.55	48.16	51.81	74.00	-22.19 peak
3	2483.840	7.40	27.80	31.55	49.07	52.72	74.00	-21.28 peak



Test Mode: 08; Polarity: Horizontal; Modulation:802.11n; Bandwidth:20MHz; Channel:High



Condition: 3m HORIZONTAL

Job No : 03810WM/03809WM

Mode : 2462 Band edge

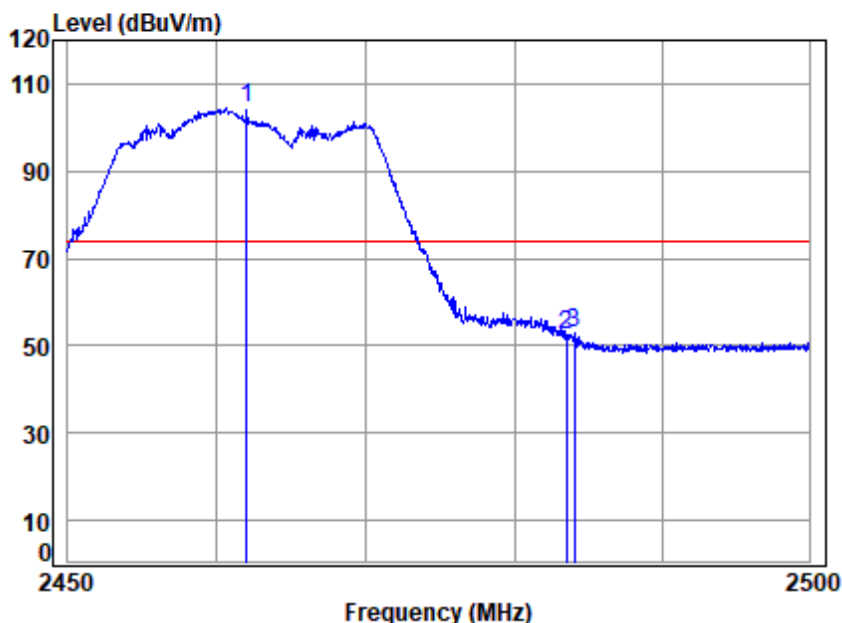
: 2.4G WIFI 11N20

		Cable	Ant	Preamp	Read		Limit	Over	
	Freq	Loss	Factor	Factor	Level	Level	Line	Limit	Remark
	MHz	dB	dB/m	dB	dBuV	dBuV/m	dBuV/m	dB	
1 pp	2462.000	7.25	27.67	31.55	89.96	93.33	54.00	39.33	Average
2	2483.500	7.40	27.80	31.55	36.26	39.91	54.00	-14.09	Average
3	2483.790	7.40	27.80	31.55	35.74	39.39	54.00	-14.61	Average





Test Mode: 08; Polarity: Vertical; Modulation:802.11n; Bandwidth:20MHz; Channel:High



Condition: 3m VERTICAL

Job No : 03810WM/03809WM

Mode : 2462 Band edge

: 2.4G WIFI 11N20

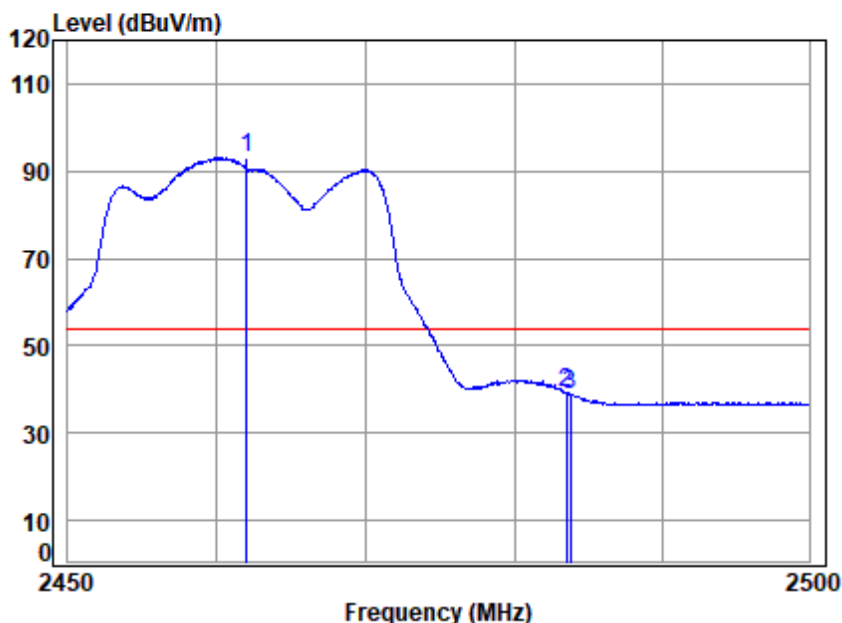
		Cable	Ant	Preamp	Read		Limit	Over	
	Freq	Loss	Factor	Factor	Level	Level	Line	Limit	Remark
	MHz	dB	dB/m	dB	dBuV	dBuV/m	dBuV/m	dB	
1 pp	2462.000	7.25	27.67	31.55	101.03	104.40	74.00	30.40	Peak
2	2483.500	7.40	27.80	31.55	49.01	52.66	74.00	-21.34	Peak
3	2484.041	7.40	27.80	31.55	49.08	52.73	74.00	-21.27	Peak



Unless otherwise agreed in writing, this document is issued by the Company subject to its General Conditions of Service printed overleaf, available on request or accessible at <https://www.sgs.com/en/Terms-and-Conditions>. Attention is drawn to the limitation of liability, indemnification and jurisdiction issues defined therein. Any holder of this document is advised that information contained hereon reflects the Company's findings at the time of its intervention only and within the limits of Client's instructions, if any. The Company's sole responsibility is to its Client and this document does not exonerate parties to a transaction from exercising all their rights and obligations under the transaction documents. This document cannot be reproduced except in full, without prior written approval of the Company. Any unauthorized alteration, forgery or falsification of the content or appearance of this document is unlawful and offenders may be prosecuted to the fullest extent of the law. Unless otherwise stated the results shown in this test report refer only to the sample(s) tested and such sample(s) are retained for 30 days only.

Attention: To check the authenticity of testing /inspection report & certificate, please contact us at telephone: (86-755) 8307 1443, or email: [CN.Doccheck@sgs.com](mailto:CN.Doccheck@sgs.com)

Test Mode: 08; Polarity: Vertical; Modulation:802.11n; Bandwidth:20MHz; Channel:High



Condition: 3m VERTICAL

Job No : 03810WM/03809WM

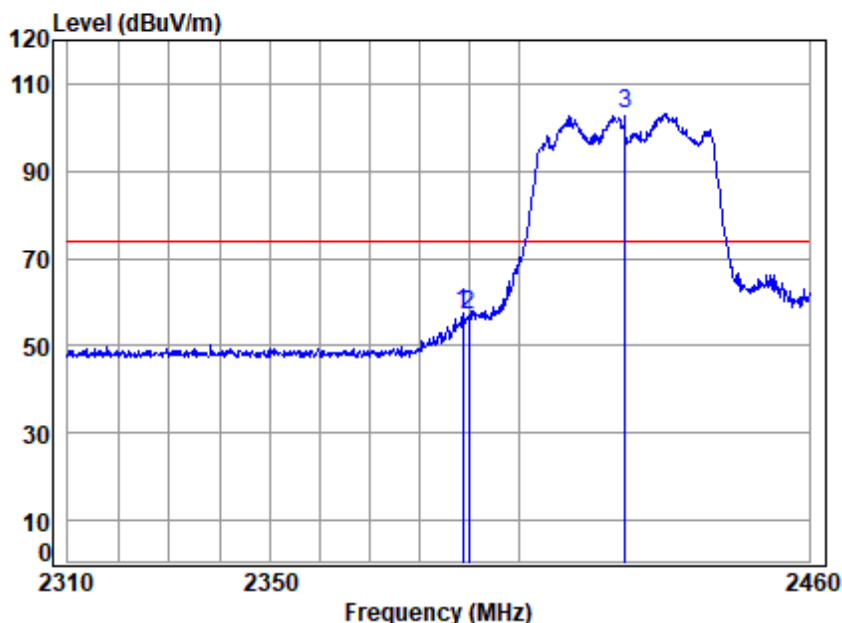
Mode : 2462 Band edge

: 2.4G WIFI 11N20

		Cable	Ant	Preamp	Read		Limit	Over	
	Freq	Loss	Factor	Factor	Level	Level	Line	Limit	Remark
	MHz	dB	dB/m	dB	dBuV	dBuV/m	dBuV/m	dB	
1 pp	2462.000	7.25	27.67	31.55	89.65	93.02	54.00	39.02	Average
2	2483.500	7.40	27.80	31.55	35.64	39.29	54.00	-14.71	Average
3	2483.790	7.40	27.80	31.55	35.29	38.94	54.00	-15.06	Average



Test Mode: 08; Polarity: Horizontal; Modulation:802.11n; Bandwidth:40MHz; Channel:Low



Condition: 3m HORIZONTAL

Job No : 03810WM/03809WM

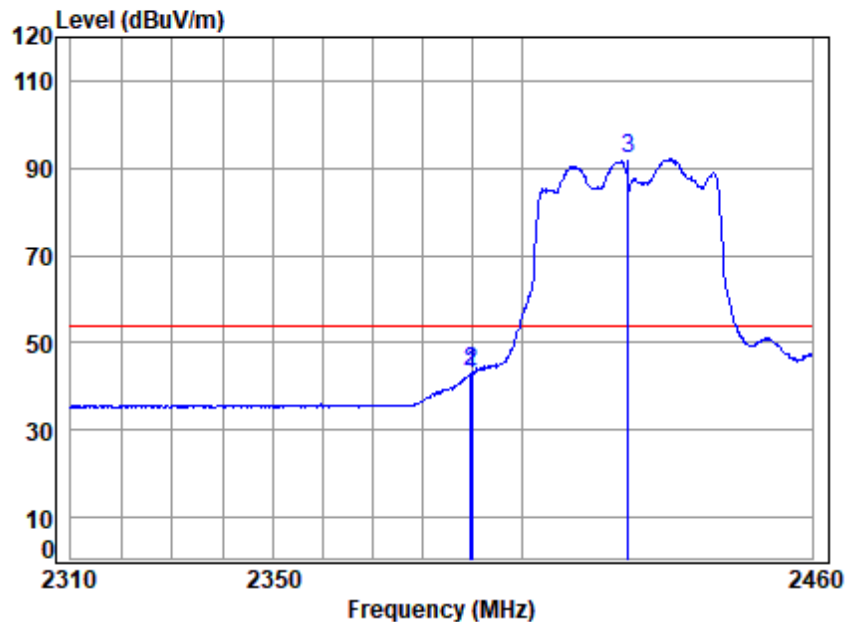
Mode : 2422 Band edge

: 2.4G WIFI 11N40

		Cable	Ant	Preamp	Read		Limit	Over	
	Freq	Loss	Factor	Factor	Level	Level	Line	Limit	Remark
	MHz	dB	dB/m	dB	dBuV	dBuV/m	dBuV/m	dB	
1	2388.775	6.82	27.46	31.54	54.54	57.28	74.00	-16.72	peak
2	2390.000	6.82	27.46	31.54	54.50	57.24	74.00	-16.76	peak
3 pp	2422.000	6.98	27.54	31.54	100.25	103.23	74.00	29.23	peak



Test Mode: 08; Polarity: Horizontal; Modulation:802.11n; Bandwidth:40MHz; Channel:Low



Condition: 3m HORIZONTAL

Job No : 03810WM/03809WM

Mode : 2422 Band edge

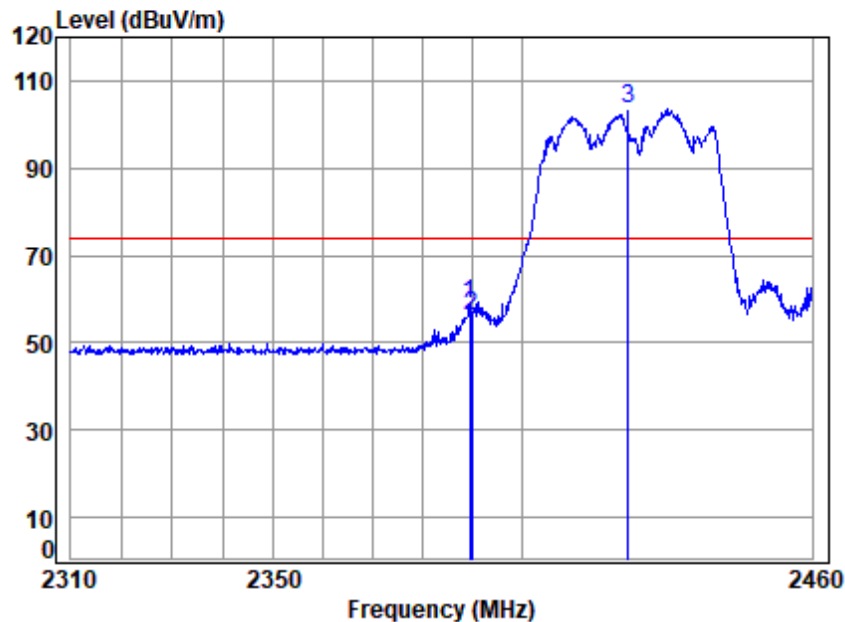
: 2.4G WIFI 11N40

		Cable	Ant	Preamp	Read	Limit	Over	
Freq	Loss	Factor	Factor	Level	Level	Line	Limit	Remark
MHz	dB	dB/m	dB	dBuV	dBuV/m	dBuV/m	dB	
1	2389.827	6.82	27.46	31.54	40.28	43.02	54.00	-10.98 Average
2	2390.000	6.82	27.46	31.54	40.39	43.13	54.00	-10.87 Average
3	pp 2422.000	6.98	27.54	31.54	89.12	92.10	54.00	38.10 Average





Test Mode: 08; Polarity: Vertical; Modulation:802.11n; Bandwidth:40MHz; Channel:Low



Condition: 3m VERTICAL

Job No : 03810WM/03809WM

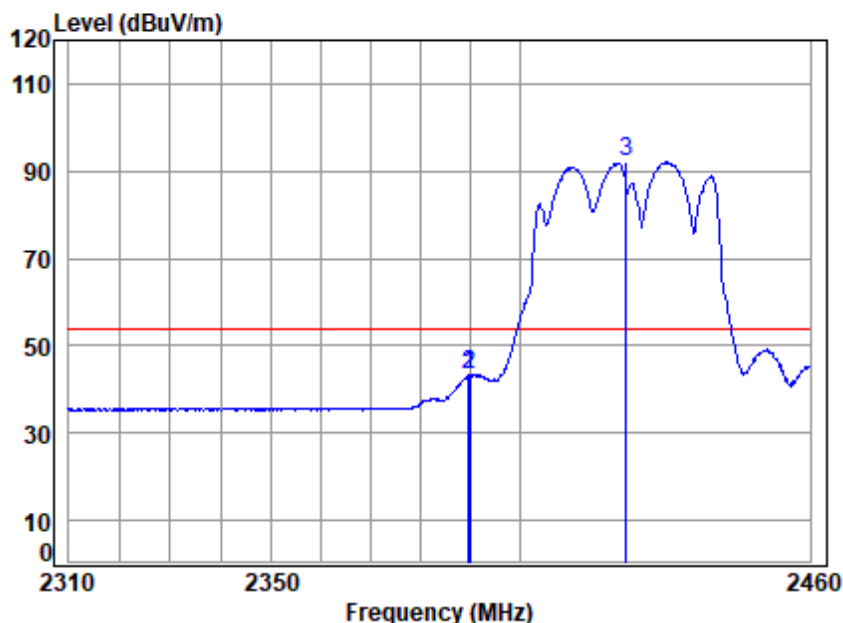
Mode : 2422 Band edge

: 2.4G WIFI 11N40

	Cable	Ant	Preamp	Read	Limit	Over	
Freq	Loss	Factor	Factor	Level	Level	Line	Limit Remark
MHz	dB	dB/m	dB	dBuV	dBuV/m	dBuV/m	dB
1 2389.526	6.82	27.46	31.54	55.99	58.73	74.00	-15.27 Peak
2 2390.000	6.82	27.46	31.54	53.43	56.17	74.00	-17.83 Peak
3 pp 2422.000	6.98	27.54	31.54	100.41	103.39	74.00	29.39 Peak



Test Mode: 08; Polarity: Vertical; Modulation:802.11n; Bandwidth:40MHz; Channel:Low



Condition: 3m VERTICAL

Job No : 03810WM/03809WM

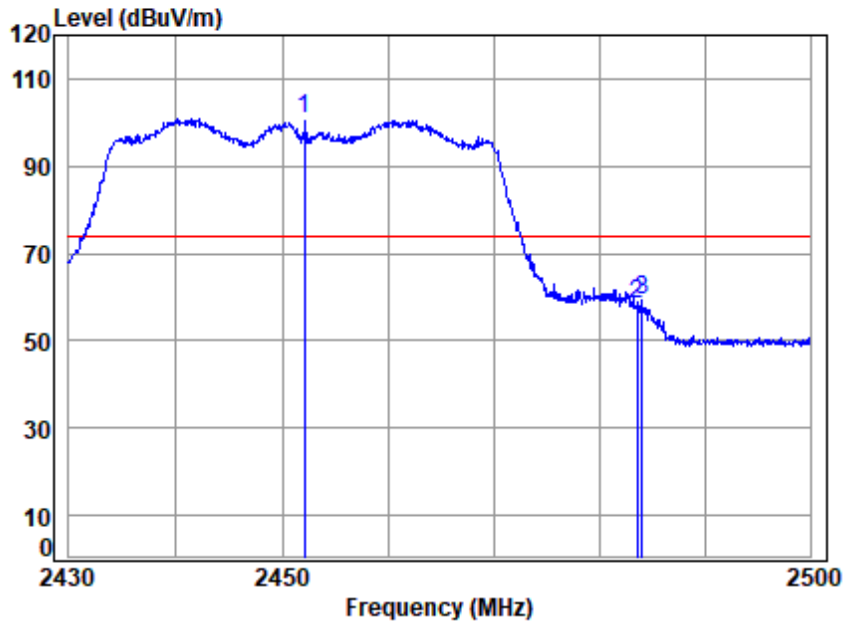
Mode : 2422 Band edge

: 2.4G WIFI 11N40

		Cable	Ant	Preamp	Read		Limit	Over	
	Freq	Loss	Factor	Factor	Level	Level	Line	Limit	Remark
	MHz	dB	dB/m	dB	dBuV	dBuV/m	dBuV/m	dB	
1	2389.677	6.82	27.46	31.54	40.51	43.25	54.00	-10.75	Average
2	2390.000	6.82	27.46	31.54	40.41	43.15	54.00	-10.85	Average
3 pp	2422.000	6.98	27.54	31.54	89.04	92.02	54.00	38.02	Average



Test Mode: 08; Polarity: Horizontal; Modulation:802.11n; Bandwidth:40MHz; Channel:High



Condition: 3m HORIZONTAL

Job No : 03810WM/03809WM

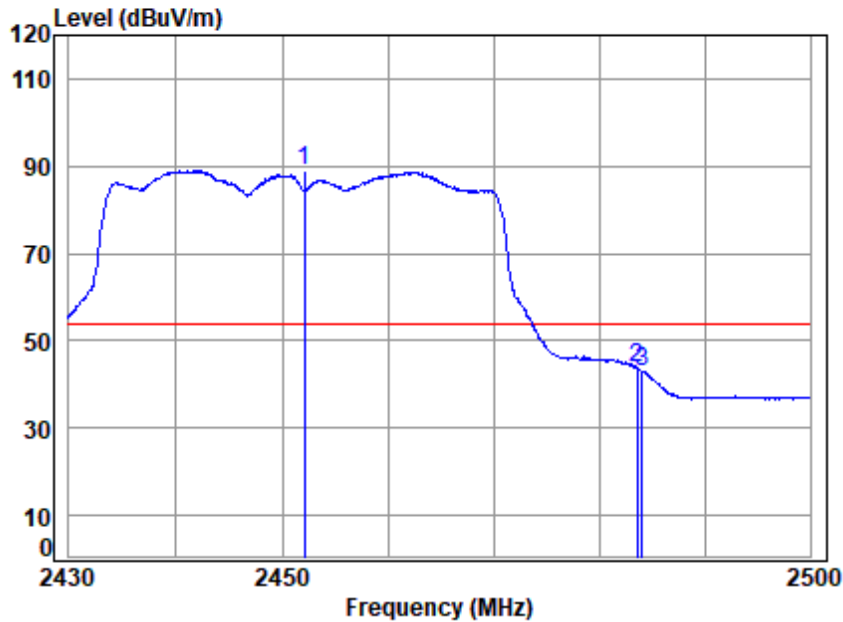
Mode : 2452 Band edge

: 2.4G WIFI 11N40

		Cable	Ant	Preamp	Read	Limit	Over	
	Freq	Loss	Factor	Factor	Level	Level	Line	Limit Remark
	MHz	dB	dB/m	dB	dBuV	dBuV/m	dBuV/m	dB
1 pp	2452.000	7.18	27.61	31.55	97.51	100.75	74.00	26.75 peak
2	2483.500	7.40	27.80	31.55	54.73	58.38	74.00	-15.62 peak
3	2483.935	7.40	27.80	31.55	55.89	59.54	74.00	-14.46 peak



Test Mode: 08; Polarity: Horizontal; Modulation:802.11n; Bandwidth:40MHz; Channel:High



Condition: 3m HORIZONTAL

Job No : 03810WM/03809WM

Mode : 2452 Band edge

: 2.4G WIFI 11N40

		Cable	Ant	Preamp	Read	Limit	Over	
	Freq	Loss	Factor	Factor	Level	Level	Line	Limit Remark
	MHz	dB	dB/m	dB	dBuV	dBuV/m	dBuV/m	dB
1 pp	2452.000	7.18	27.61	31.55	85.66	88.90	54.00	34.90 Average
2	2483.500	7.40	27.80	31.55	40.18	43.83	54.00	-10.17 Average
3	2483.935	7.40	27.80	31.55	39.40	43.05	54.00	-10.95 Average



Unless otherwise agreed in writing, this document is issued by the Company subject to its General Conditions of Service printed overleaf, available on request or accessible at <https://www.sgs.com/en/Terms-and-Conditions>. Attention is drawn to the limitation of liability, indemnification and jurisdiction issues defined therein. Any holder of this document is advised that information contained hereon reflects the Company's findings at the time of its intervention only and within the limits of Client's instructions, if any. The Company's sole responsibility is to its Client and this document does not exonerate parties to a transaction from exercising all their rights and obligations under the transaction documents. This document cannot be reproduced except in full, without prior written approval of the Company. Any unauthorized alteration, forgery or falsification of the content or appearance of this document is unlawful and offenders may be prosecuted to the fullest extent of the law. Unless otherwise stated the results shown in this test report refer only to the sample(s) tested and such sample(s) are retained for 30 days only.

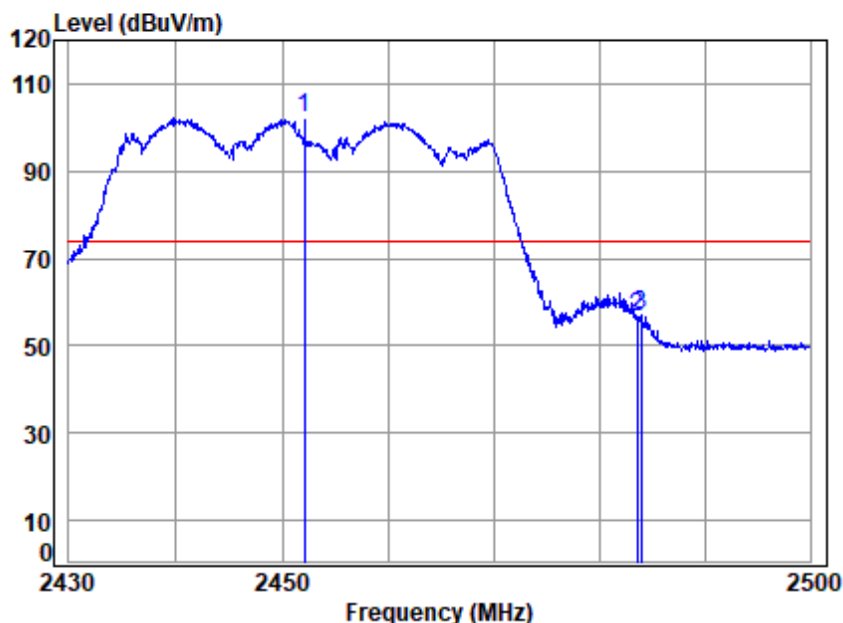
Attention: To check the authenticity of testing /inspection report & certificate, please contact us at telephone: (86-755) 8307 1443, or email: [CN.Doccheck@sgs.com](mailto:CN.Doccheck@sgs.com)

SGS-CSTC Standards Technical Services Co., Ltd.  
Shenzhen Branch Testing & Calibration Laboratory

No.1 Workshop, M-10, Middle Section, Science & Technology Park, Nanshan District, Shenzhen, Guangdong, China 518057 t (86-755) 26012053 f (86-755) 26710594 www.sgsgroup.com.cn  
中国·广东·深圳市南山区科技园中区M-10栋1号厂房 邮编: 518057 t (86-755) 26012053 f (86-755) 26710594 sgs.china@sgs.com



Test Mode: 08; Polarity: Vertical; Modulation:802.11n; Bandwidth:40MHz; Channel:High



Condition: 3m VERTICAL

Job No : 03810WM/03809WM

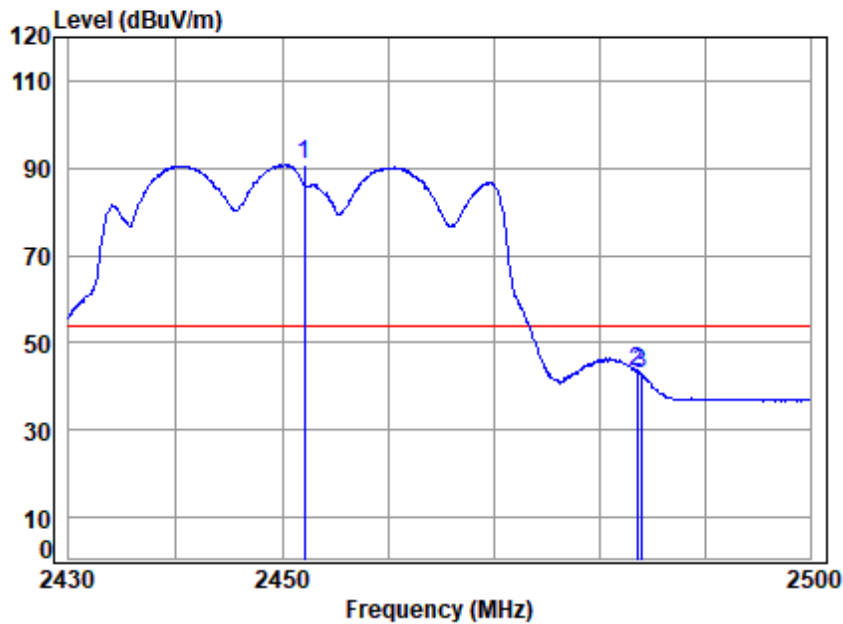
Mode : 2452 Band edge

: 2.4G WIFI 11N40

		Cable	Ant	Preamp	Read		Limit	Over	
	Freq	Loss	Factor	Factor	Level	Level	Line	Limit	Remark
	MHz	dB	dB/m	dB	dBuV	dBuV/m	dBuV/m	dB	
1 pp	2452.000	7.18	27.61	31.55	99.02	102.26	74.00	28.26	Peak
2	2483.500	7.40	27.80	31.55	53.02	56.67	74.00	-17.33	Peak
3	2483.865	7.40	27.80	31.55	53.18	56.83	74.00	-17.17	Peak



Test Mode: 08; Polarity: Vertical; Modulation:802.11n; Bandwidth:40MHz; Channel:High



Condition: 3m VERTICAL

Job No : 03810WM/03809WM

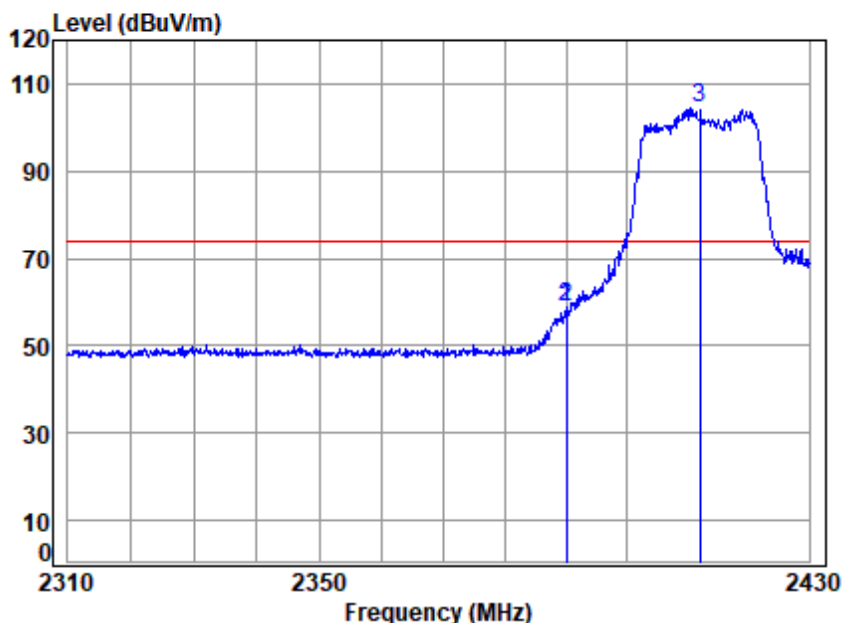
Mode : 2452 Band edge

: 2.4G WIFI 11N40

		Cable	Ant	Preamp	Read	Limit	Over	
	Freq	Loss	Factor	Factor	Level	Level	Line	Limit Remark
	MHz	dB	dB/m	dB	dBuV	dBuV/m	dBuV/m	dB
1 pp	2452.000	7.18	27.61	31.55	87.50	90.74	54.00	36.74 Average
2	2483.500	7.40	27.80	31.55	39.54	43.19	54.00	-10.81 Average
3	2483.865	7.40	27.80	31.55	39.10	42.75	54.00	-11.25 Average



Test Mode: 08; Polarity: Horizontal; Modulation:802.11ax(Full RU0); Bandwidth:20MHz; Channel:Low



Condition: 3m HORIZONTAL

Job No : 03810WM/03809WM

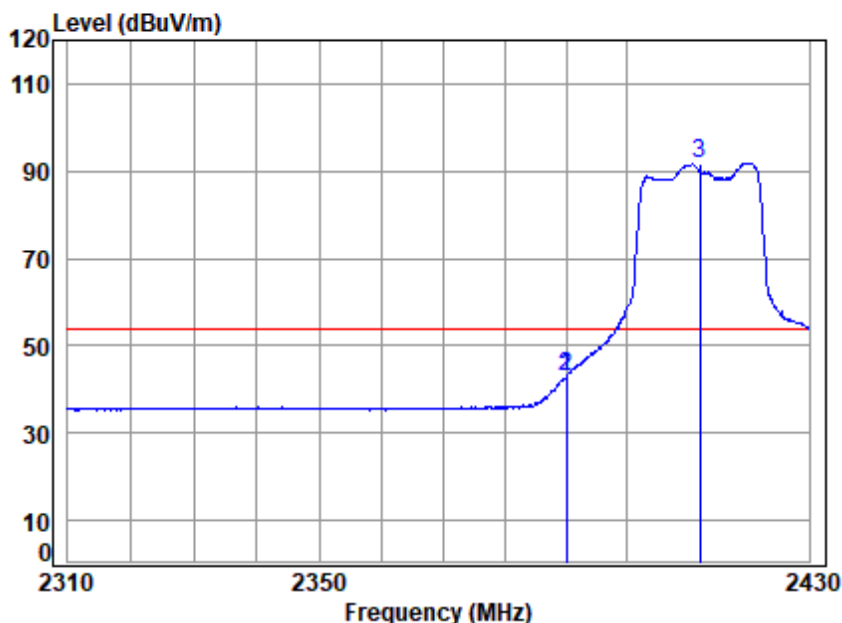
Mode : 2412 Band edge

: 2.4G WIFI 11AX20

	Cable	Ant	Preamp	Read		Limit	Over	
Freq	Loss	Factor	Factor	Level	Level	Line	Limit	Remark
MHz	dB	dB/m	dB	dBuV	dBuV/m	dBuV/m	dB	
1	2389.968	6.82	27.46	31.54	55.91	58.65	74.00	-15.35 peak
2	2390.000	6.82	27.46	31.54	55.91	58.65	74.00	-15.35 peak
3	pp 2412.000	6.91	27.52	31.54	101.64	104.53	74.00	30.53 peak



Test Mode: 08; Polarity: Horizontal; Modulation:802.11ax(Full RU0); Bandwidth:20MHz; Channel:Low



Condition: 3m HORIZONTAL

Job No : 03810WM/03809WM

Mode : 2412 Band edge

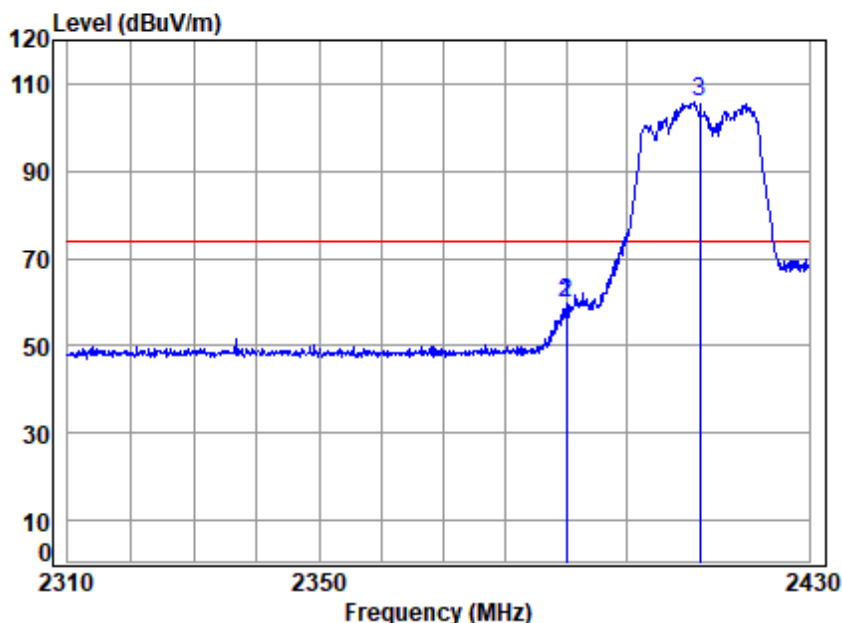
: 2.4G WIFI 11AX20

		Cable	Ant	Preamp	Read		Limit	Over	
	Freq	Loss	Factor	Factor	Level	Level	Line	Limit	Remark
	MHz	dB	dB/m	dB	dBuV	dBuV/m	dBuV/m	dB	
1	2389.968	6.82	27.46	31.54	40.17	42.91	54.00	-11.09	Average
2	2390.000	6.82	27.46	31.54	40.17	42.91	54.00	-11.09	Average
3 pp	2412.000	6.91	27.52	31.54	88.97	91.86	54.00	37.86	Average





Test Mode: 08; Polarity: Vertical; Modulation:802.11ax(Full RU0); Bandwidth:20MHz; Channel:Low



Condition: 3m VERTICAL

Job No : 03810WM/03809WM

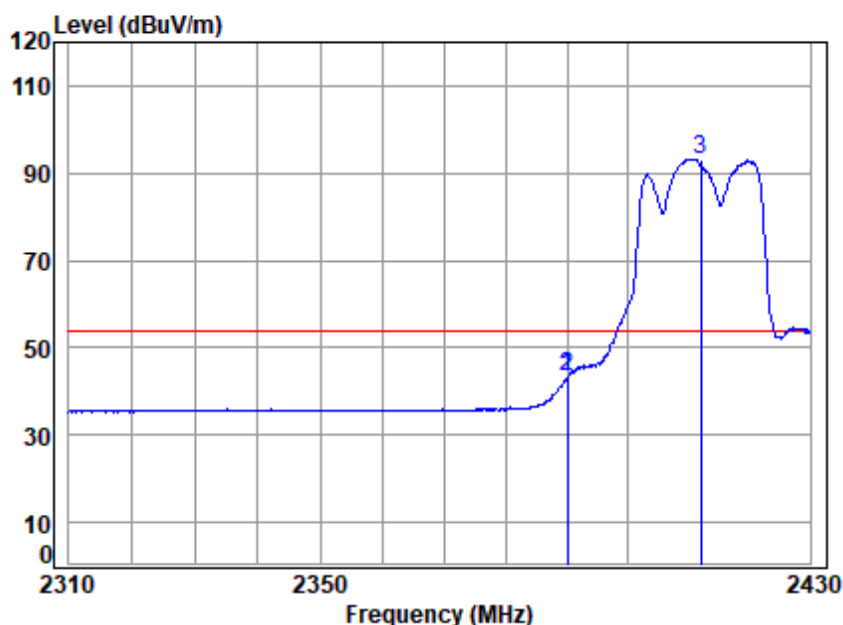
Mode : 2412 Band edge

: 2.4G WIFI 11AX20

		Cable	Ant	Preamp	Read		Limit	Over	
	Freq	Loss	Factor	Factor	Level	Level	Line	Limit	Remark
	MHz	dB	dB/m	dB	dBuV	dBuV/m	dBuV/m	dB	
1	2389.968	6.82	27.46	31.54	57.12	59.86	74.00	-14.14	Peak
2	2390.000	6.82	27.46	31.54	57.12	59.86	74.00	-14.14	Peak
3	2412.000	6.91	27.52	31.54	102.79	105.68	74.00	31.68	Peak



Test Mode: 08; Polarity: Vertical; Modulation:802.11ax(Full RU0); Bandwidth:20MHz; Channel:Low



Condition: 3m VERTICAL

Job No : 03810WM/03809WM

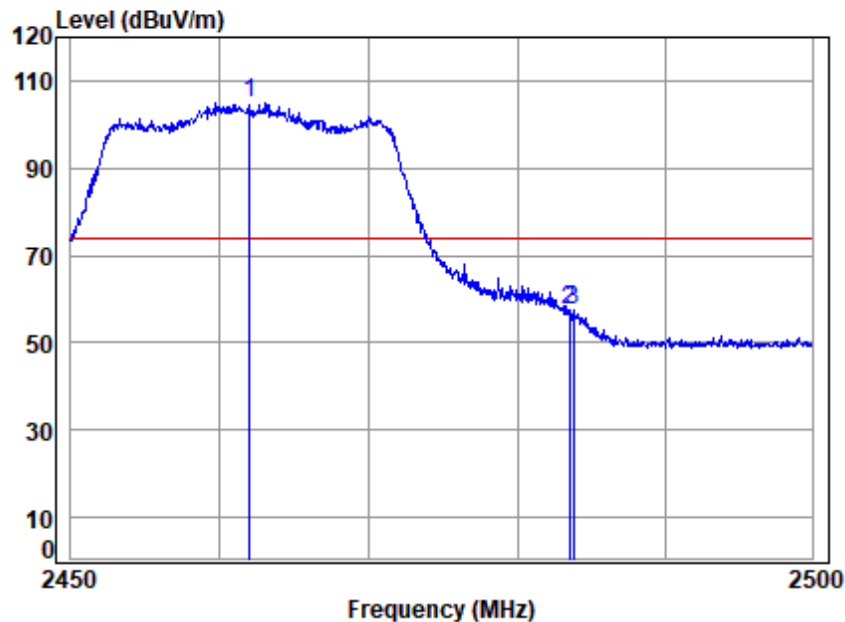
Mode : 2412 Band edge

: 2.4G WIFI 11AX20

		Cable	Ant	Preamp	Read		Limit	Over	
	Freq	Loss	Factor	Factor	Level	Level	Line	Limit	Remark
	MHz	dB	dB/m	dB	dBuV	dBuV/m	dBuV/m	dB	
1	2389.968	6.82	27.46	31.54	40.46	43.20	54.00	-10.80	Average
2	2390.000	6.82	27.46	31.54	40.46	43.20	54.00	-10.80	Average
3 pp	2412.000	6.91	27.52	31.54	90.42	93.31	54.00	39.31	Average



Test Mode: 08; Polarity: Horizontal; Modulation:802.11ax(Full RU0); Bandwidth:20MHz; Channel:High



Condition: 3m HORIZONTAL

Job No : 03810WM/03809WM

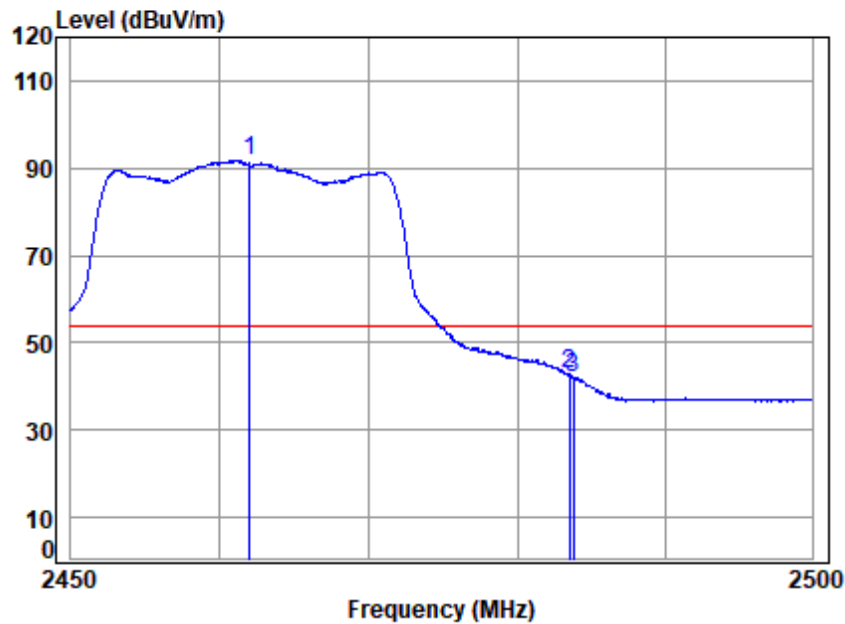
Mode : 2462 Band edge

: 2.4G WIFI 11AX20

	Cable	Ant	Preamp	Read		Limit	Over	
Freq	Loss	Factor	Factor	Level	Level	Line	Limit	Remark
MHz	dB	dB/m	dB	dBuV	dBuV/m	dBuV/m	dB	
2462.000	7.25	27.67	31.55	101.52	104.89	74.00	30.89	peak
2483.500	7.40	27.80	31.55	53.61	57.26	74.00	-16.74	peak
2483.790	7.40	27.80	31.55	53.75	57.40	74.00	-16.60	peak



Test Mode: 08; Polarity: Horizontal; Modulation:802.11ax(Full RU0); Bandwidth:20MHz; Channel:High



Condition: 3m HORIZONTAL

Job No : 03810WM/03809WM

Mode : 2462 Band edge

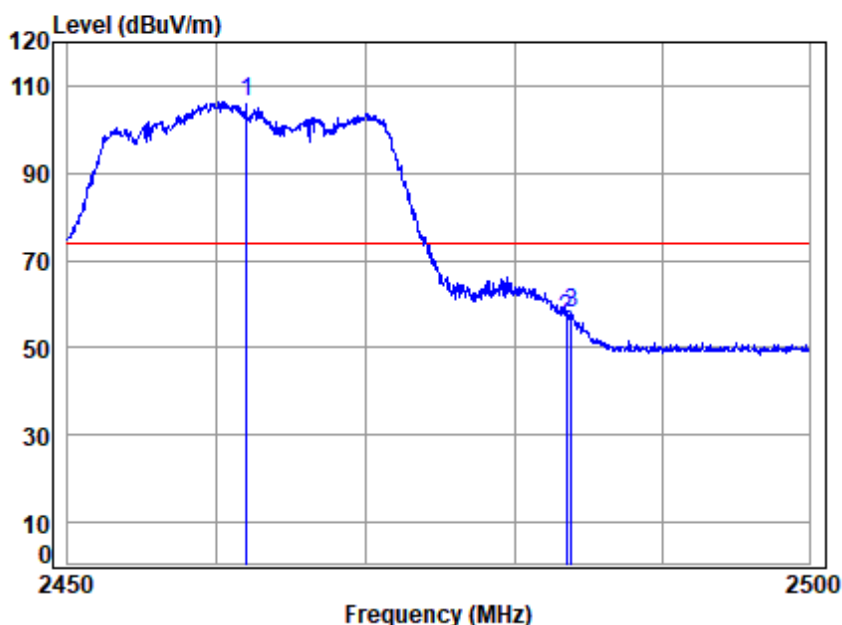
: 2.4G WIFI 11AX20

		Cable	Ant	Preamp	Read		Limit	Over	
	Freq	Loss	Factor	Factor	Level	Level	Line	Limit	Remark
	MHz	dB	dB/m	dB	dBuV	dBuV/m	dBuV/m	dB	
1 pp	2462.000	7.25	27.67	31.55	88.55	91.92	54.00	37.92	Average
2	2483.500	7.40	27.80	31.55	39.04	42.69	54.00	-11.31	Average
3	2483.790	7.40	27.80	31.55	38.45	42.10	54.00	-11.90	Average





Test Mode: 08; Polarity: Vertical; Modulation:802.11ax(Full RU0); Bandwidth:20MHz; Channel:High



Condition: 3m VERTICAL

Job No : 03810WM/03809WM

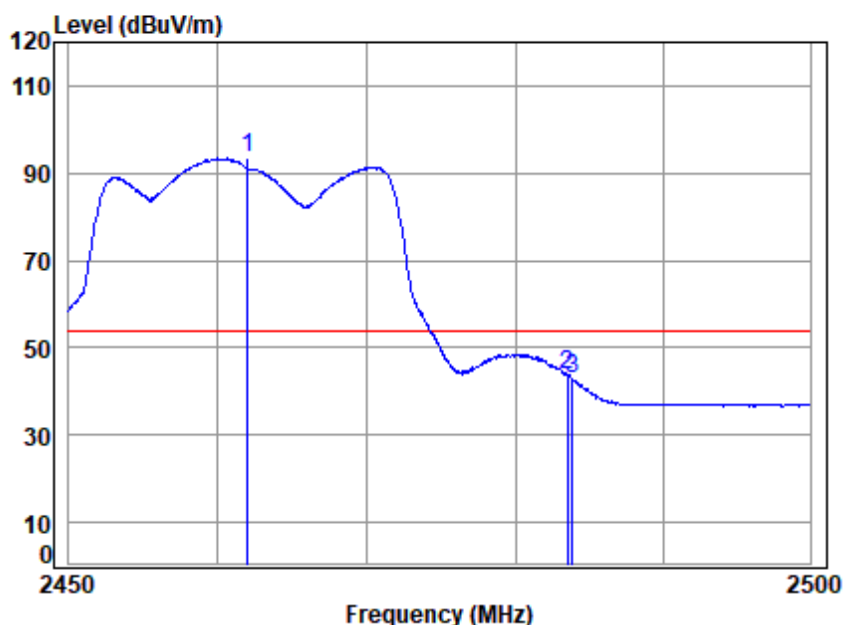
Mode : 2462 Band edge

: 2.4G WIFI 11AX20

		Cable	Ant	Preamp	Read		Limit	Over	
	Freq	Loss	Factor	Factor	Level	Level	Line	Limit	Remark
	MHz	dB	dB/m	dB	dBuV	dBuV/m	dBuV/m	dB	
1 pp	2462.000	7.25	27.67	31.55	103.02	106.39	74.00	32.39	Peak
2	2483.500	7.40	27.80	31.55	52.96	56.61	74.00	-17.39	Peak
3	2483.890	7.40	27.80	31.55	54.10	57.75	74.00	-16.25	Peak



Test Mode: 08; Polarity: Vertical; Modulation:802.11ax(Full RU0); Bandwidth:20MHz; Channel:High



Condition: 3m VERTICAL

Job No : 03810WM/03809WM

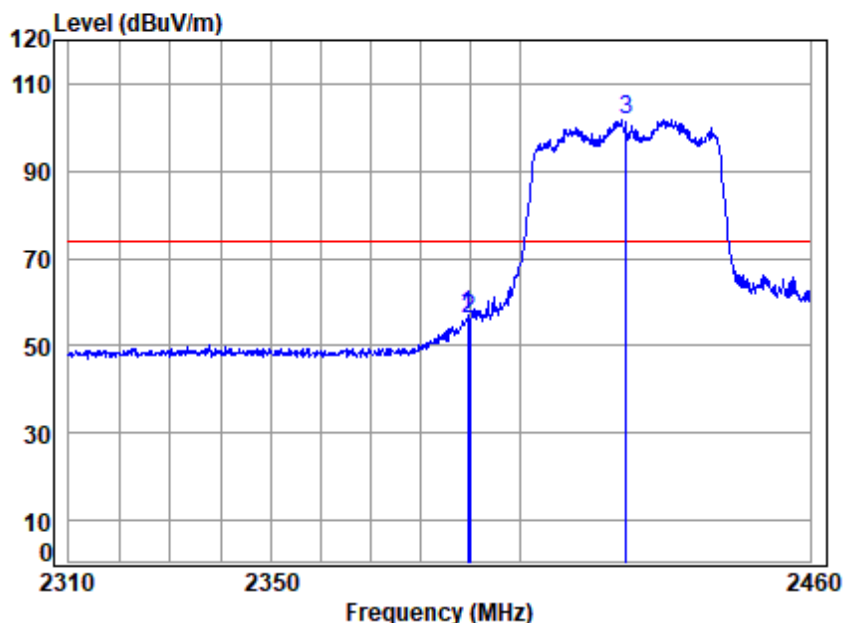
Mode : 2462 Band edge

: 2.4G WIFI 11AX20

		Cable	Ant	Preamp	Read		Limit	Over	
	Freq	Loss	Factor	Factor	Level	Level	Line	Limit	Remark
	MHz	dB	dB/m	dB	dBuV	dBuV/m	dBuV/m	dB	
1 pp	2462.000	7.25	27.67	31.55	89.99	93.36	54.00	39.36	Average
2	2483.500	7.40	27.80	31.55	40.05	43.70	54.00	-10.30	Average
3	2483.840	7.40	27.80	31.55	39.39	43.04	54.00	-10.96	Average



Test Mode: 08; Polarity: Horizontal; Modulation:802.11ax(Full RU0); Bandwidth:40MHz; Channel:Low



Condition: 3m HORIZONTAL

Job No : 03810WM/03809WM

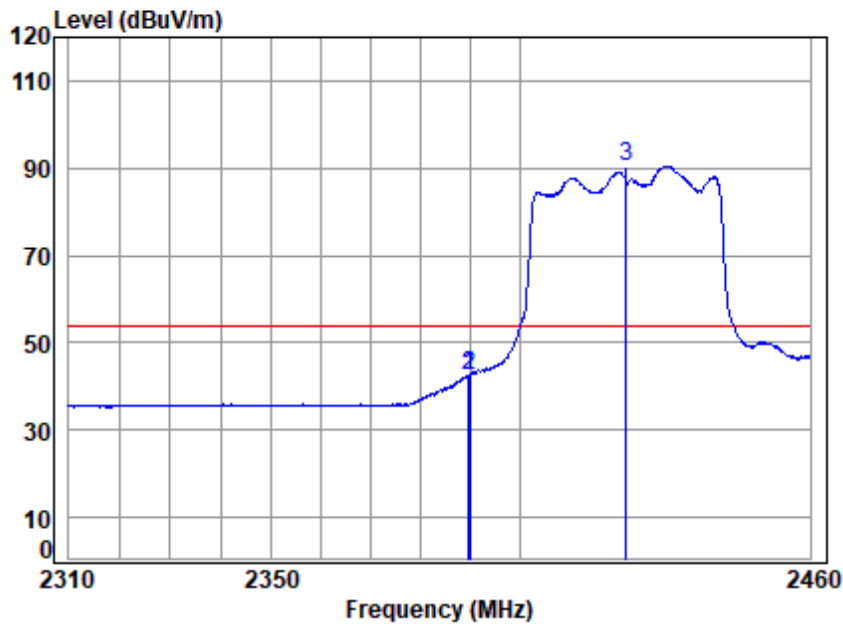
Mode : 2422 Band edge

: 2.4G WIFI 11AX40

	Cable	Ant	Preamp	Read	Limit	Over	
Freq	Loss	Factor	Factor	Level	Level	Line	Limit Remark
MHz	dB	dB/m	dB	dBuV	dBuV/m	dBuV/m	dB
1 2389.526	6.82	27.46	31.54	54.33	57.07	74.00	-16.93 peak
2 2390.000	6.82	27.46	31.54	53.47	56.21	74.00	-17.79 peak
3 pp 2422.000	6.98	27.54	31.54	98.93	101.91	74.00	27.91 peak



Test Mode: 08; Polarity: Horizontal; Modulation:802.11ax(Full RU0); Bandwidth:40MHz; Channel:Low



Condition: 3m HORIZONTAL

Job No : 03810WM/03809WM

Mode : 2422 Band edge

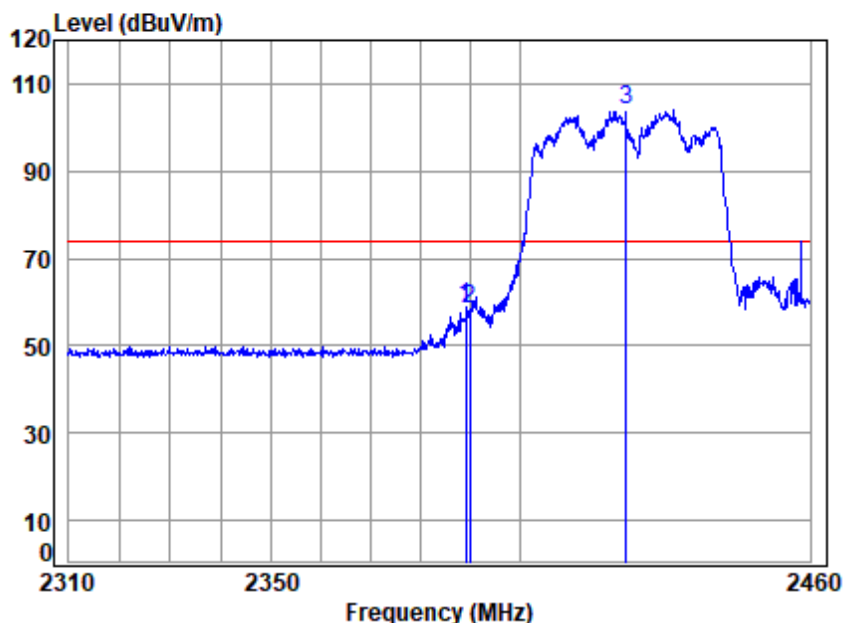
: 2.4G WIFI 11AX40

		Cable	Ant	Preamp	Read		Limit	Over	
	Freq	Loss	Factor	Factor	Level	Level	Line	Limit	Remark
	MHz	dB	dB/m	dB	dBuV	dBuV/m	dBuV/m	dB	
1	2389.677	6.82	27.46	31.54	39.74	42.48	54.00	-11.52	Average
2	2390.000	6.82	27.46	31.54	39.67	42.41	54.00	-11.59	Average
3 pp	2422.000	6.98	27.54	31.54	87.41	90.39	54.00	36.39	Average





Test Mode: 08; Polarity: Vertical; Modulation:802.11ax(Full RU0); Bandwidth:40MHz; Channel:Low



Condition: 3m VERTICAL

Job No : 03810WM/03809WM

Mode : 2422 Band edge

: 2.4G WIFI 11AX40

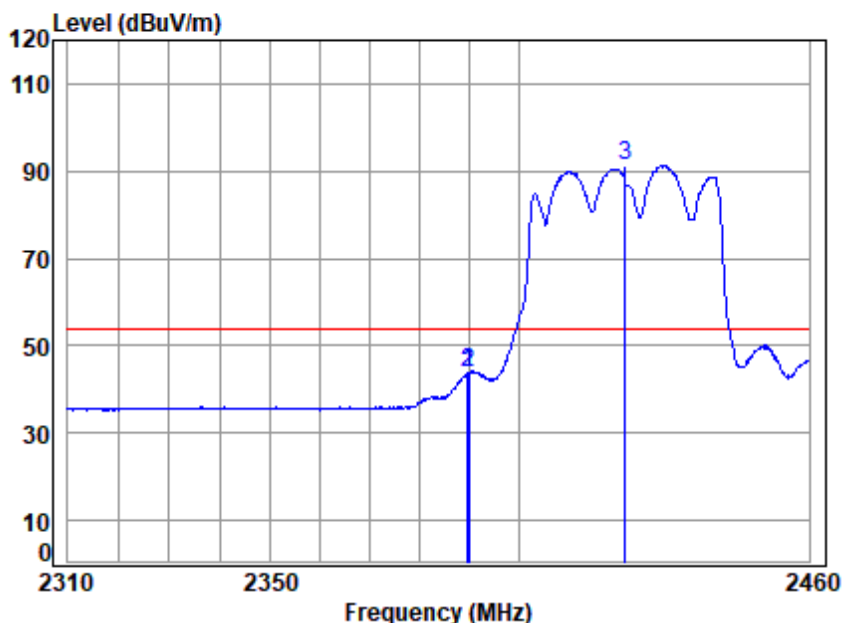
	Cable	Ant	Preamp	Read	Limit	Over	
Freq	Loss	Factor	Factor	Level	Level	Line	Limit Remark
MHz	dB	dB/m	dB	dBuV	dBuV/m	dBuV/m	dB
1	2389.226	6.82	27.46	31.54	56.33	59.07	74.00 -14.93 Peak
2	2390.000	6.82	27.46	31.54	55.61	58.35	74.00 -15.65 Peak
3	pp 2422.000	6.98	27.54	31.54	100.92	103.90	74.00 29.90 Peak



Unless otherwise agreed in writing, this document is issued by the Company subject to its General Conditions of Service printed overleaf, available on request or accessible at <https://www.sgs.com/en/Terms-and-Conditions>. Attention is drawn to the limitation of liability, indemnification and jurisdiction issues defined therein. Any holder of this document is advised that information contained hereon reflects the Company's findings at the time of its intervention only and within the limits of Client's instructions, if any. The Company's sole responsibility is to its Client and this document does not exonerate parties to a transaction from exercising all their rights and obligations under the transaction documents. This document cannot be reproduced except in full, without prior written approval of the Company. Any unauthorized alteration, forgery or falsification of the content or appearance of this document is unlawful and offenders may be prosecuted to the fullest extent of the law. Unless otherwise stated the results shown in this test report refer only to the sample(s) tested and such sample(s) are retained for 30 days only.

Attention: To check the authenticity of testing /inspection report & certificate, please contact us at telephone: (86-755) 8307 1443, or email: [CN.Doccheck@sgs.com](mailto:CN.Doccheck@sgs.com)

Test Mode: 08; Polarity: Vertical; Modulation:802.11ax(Full RU0); Bandwidth:40MHz; Channel:Low



Condition: 3m VERTICAL

Job No : 03810WM/03809WM

Mode : 2422 Band edge

: 2.4G WIFI 11AX40

		Cable	Ant	Preamp	Read		Limit	Over	
	Freq	Loss	Factor	Factor	Level	Level	Line	Limit	Remark
	MHz	dB	dB/m	dB	dBuV	dBuV/m	dBuV/m	dB	
1	2389.827	6.82	27.46	31.54	40.95	43.69	54.00	-10.31	Average
2	2390.000	6.82	27.46	31.54	41.00	43.74	54.00	-10.26	Average
3 pp	2422.000	6.98	27.54	31.54	88.44	91.42	54.00	37.42	Average



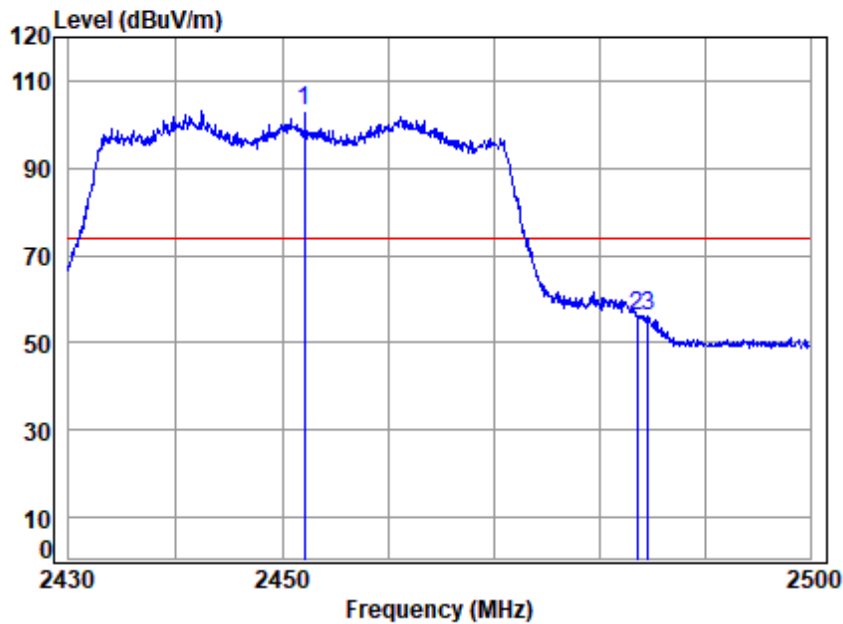
## SGS-CSTC Standards Technical Services Co., Ltd. Shenzhen Branch

SZEMC-TRF-01 Rev. A/1

Report No.: SZCR241000381004

Page: 63 of 289

Test Mode: 08; Polarity: Horizontal; Modulation:802.11ax(Full RU0); Bandwidth:40MHz; Channel:High



Condition: 3m HORIZONTAL

Job No : 03810WM/03809WM

Mode : 2452 Band edge

: 2.4G WIFI 11AX40

		Cable	Ant	Preamp	Read		Limit	Over	
	Freq	Loss	Factor	Factor	Level	Level	Line	Limit	Remark
	MHz	dB	dB/m	dB	dBuV	dBuV/m	dBuV/m	dB	
1 pp	2452.000	7.18	27.61	31.55	99.78	103.02	74.00	29.02	peak
2	2483.500	7.40	27.80	31.55	52.65	56.30	74.00	-17.70	peak
3	2484.570	7.41	27.81	31.55	52.68	56.35	74.00	-17.65	peak



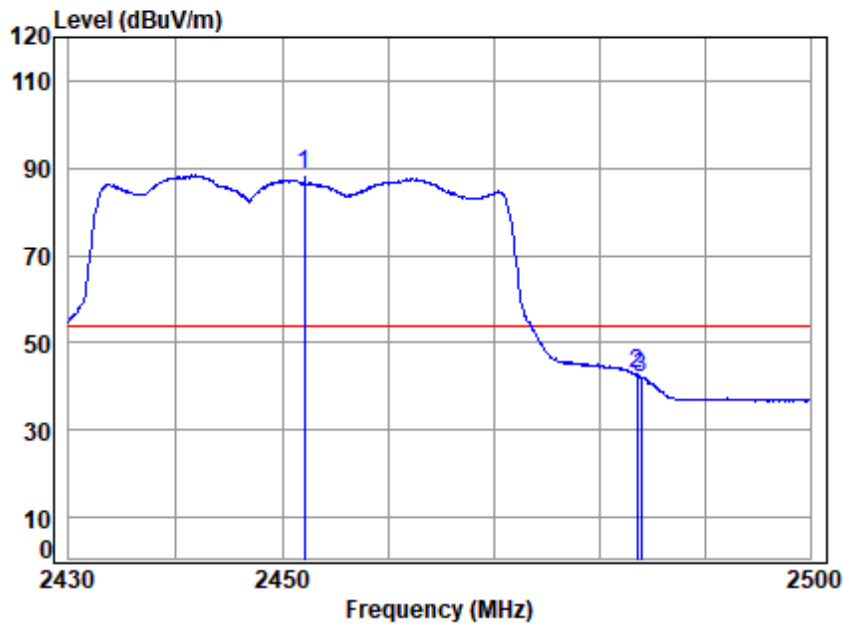
SGS-CSTC Standards Technical Services Co., Ltd.  
Shenzhen Branch Inspection & Testing Laboratory

Unless otherwise agreed in writing, this document is issued by the Company subject to its General Conditions of Service printed overleaf, available on request or accessible at <https://www.sgs.com/en/Terms-and-Conditions>. Attention is drawn to the limitation of liability, indemnification and jurisdiction issues defined therein. Any holder of this document is advised that information contained hereon reflects the Company's findings at the time of its intervention only and within the limits of Client's instructions, if any. The Company's sole responsibility is to its Client and this document does not exonerate parties to a transaction from exercising all their rights and obligations under the transaction documents. This document cannot be reproduced except in full, without prior written approval of the Company. Any unauthorized alteration, forgery or falsification of the content or appearance of this document is unlawful and offenders may be prosecuted to the fullest extent of the law. Unless otherwise stated the results shown in this test report refer only to the sample(s) tested and such sample(s) are retained for 30 days only.

Attention: To check the authenticity of testing /inspection report & certificate, please contact us at telephone: (86-755) 8307 1443, or email: [CN.Doccheck@sgs.com](mailto:CN.Doccheck@sgs.com)

No.1 Workshop, M-10, Middle Section, Science & Technology Park, Nanshan District, Shenzhen, Guangdong, China 518057 t (86-755) 26012053 f (86-755) 26710594 www.sgs.com.cn  
中国·广东·深圳市南山区科技园中区M-10栋1号厂房 邮编: 518057 t (86-755) 26012053 f (86-755) 26710594 sgs.china@sgs.com

Test Mode: 08; Polarity: Horizontal; Modulation:802.11ax(Full RU0); Bandwidth:40MHz; Channel:High



Condition: 3m HORIZONTAL

Job No : 03810WM/03809WM

Mode : 2452 Band edge

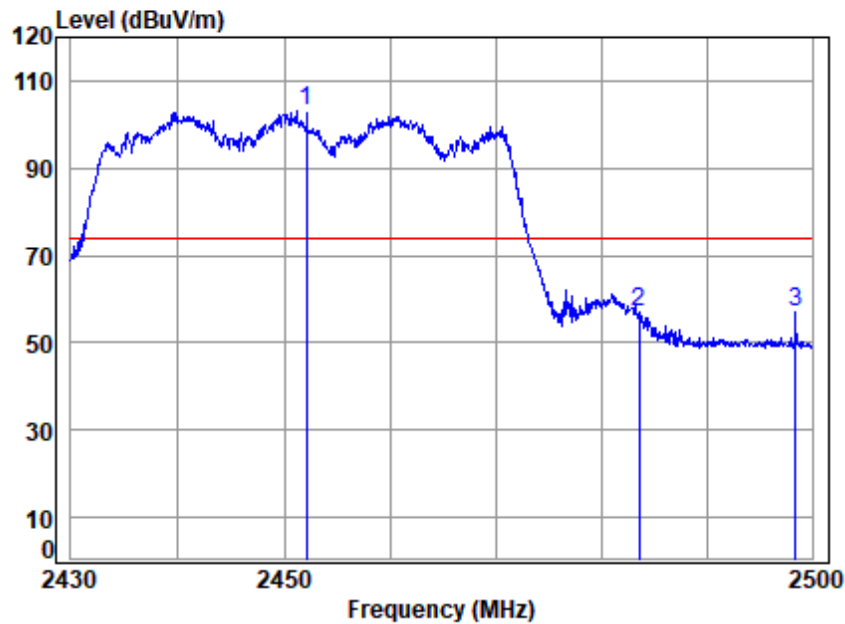
: 2.4G WIFI 11AX40

		Cable	Ant	Preamp	Read	Limit	Over	
Freq	Loss	Factor	Factor	Level	Level	Line	Limit	Remark
MHz	dB	dB/m	dB	dBuV	dBuV/m	dBuV/m	dB	
1 pp 2452.000	7.18	27.61	31.55	85.11	88.35	54.00	34.35	Average
2 2483.500	7.40	27.80	31.55	39.11	42.76	54.00	-11.24	Average
3 2483.865	7.40	27.80	31.55	38.54	42.19	54.00	-11.81	Average





Test Mode: 08; Polarity: Vertical; Modulation:802.11ax(Full RU0); Bandwidth:40MHz; Channel:High



Condition: 3m VERTICAL

Job No : 03810WM/03809WM

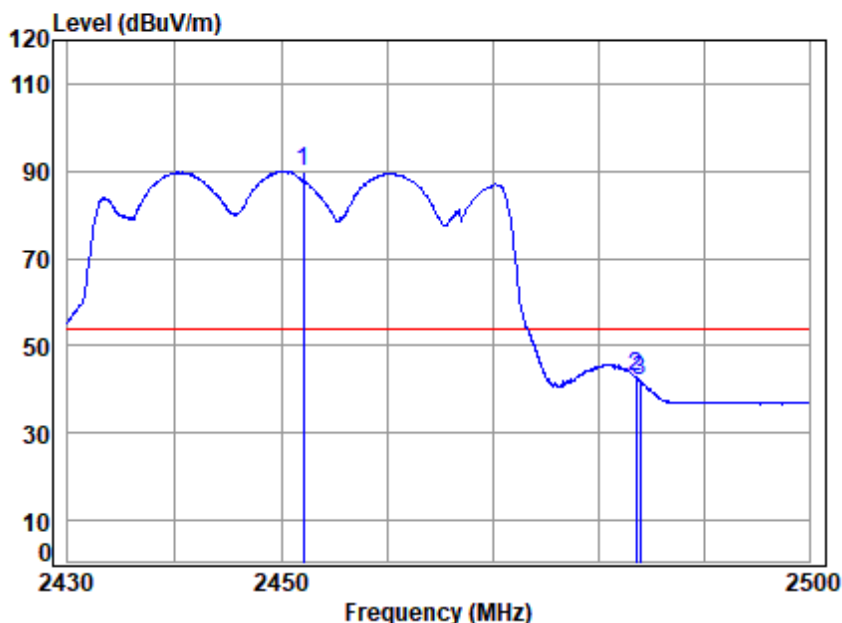
Mode : 2452 Band edge

: 2.4G WIFI 11AX40

		Cable	Ant	Preamp	Read		Limit	Over	
	Freq	Loss	Factor	Factor	Level	Level	Line	Limit	Remark
	MHz	dB	dB/m	dB	dBuV	dBuV/m	dBuV/m	dB	
1 pp	2452.000	7.18	27.61	31.55	99.72	102.96	74.00	28.96	Peak
2	2483.500	7.40	27.80	31.55	53.51	57.16	74.00	-16.84	Peak
3	2498.368	7.50	27.89	31.55	53.34	57.18	74.00	-16.82	Peak



Test Mode: 08; Polarity: Vertical; Modulation:802.11ax(Full RU0); Bandwidth:40MHz; Channel:High



Condition: 3m VERTICAL

Job No : 03810WM/03809WM

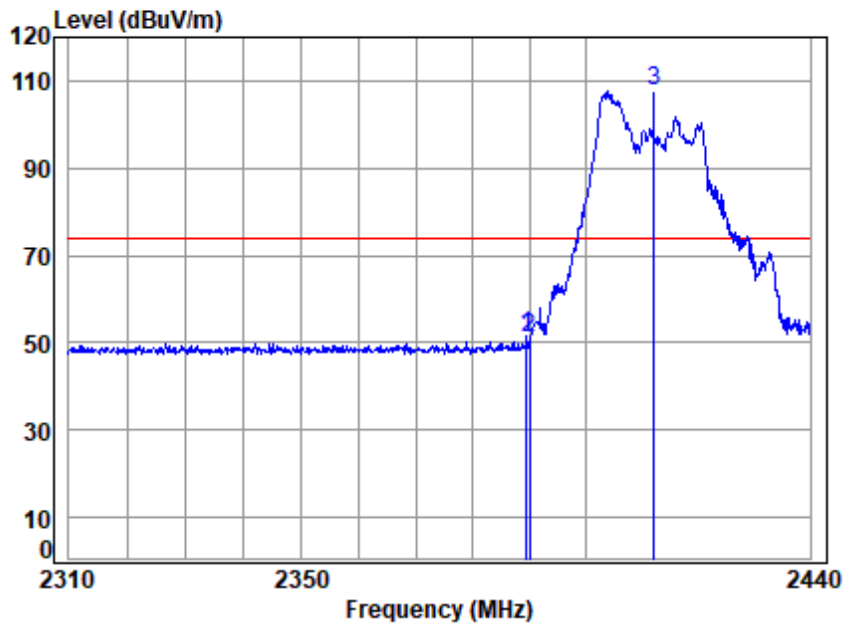
Mode : 2452 Band edge

: 2.4G WIFI 11AX40

		Cable	Ant	Preamp	Read		Limit	Over	
	Freq	Loss	Factor	Factor	Level	Level	Line	Limit	Remark
	MHz	dB	dB/m	dB	dBuV	dBuV/m	dBuV/m	dB	
1 pp	2452.000	7.18	27.61	31.55	86.75	89.99	54.00	35.99	Average
2	2483.500	7.40	27.80	31.55	39.19	42.84	54.00	-11.16	Average
3	2483.865	7.40	27.80	31.55	38.24	41.89	54.00	-12.11	Average



Test Mode: 08; Polarity: Horizontal; Hob Position Right; Up



Condition: 3m HORIZONTAL

Job No : 03810WM/03809WM

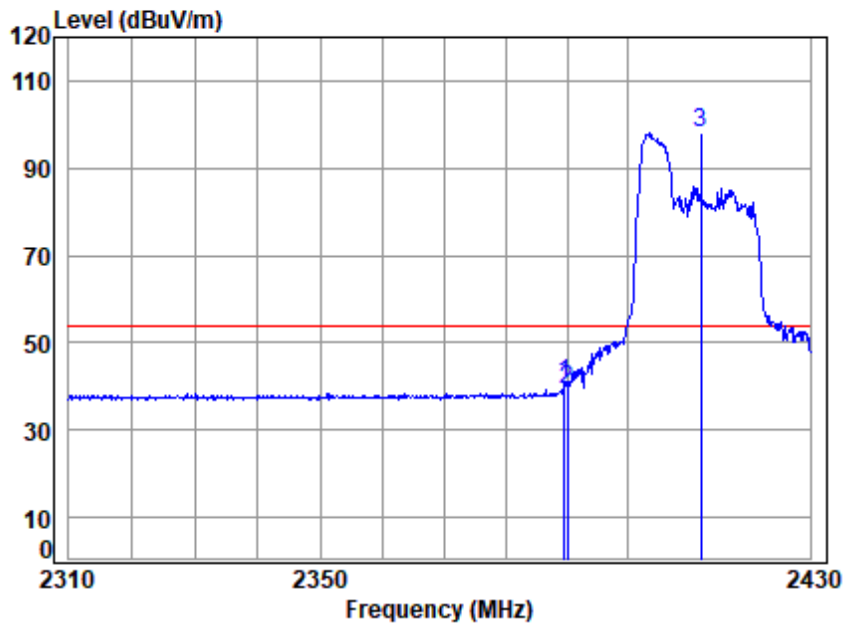
Mode : 2412 Band edge

: 2.4G WIFI 11AX20 RU52

		Cable	Ant	Preamp	Read		Limit	Over	
	Freq	Loss	Factor	Factor	Level	Level	Line	Limit	Remark
	MHz	dB	dB/m	dB	dBuV	dBuV/m	dBuV/m	dB	
1	2389.498	6.82	27.46	31.54	48.71	51.45	74.00	-22.55	peak
2	2390.000	6.82	27.46	31.54	48.34	51.08	74.00	-22.92	peak
3	2412.000	6.91	27.52	31.54	104.68	107.57	74.00	33.57	peak



Test Mode: 08; Polarity: Horizontal; Hob Position Right; Up



Condition: 3m HORIZONTAL

Job No : 03810WM/03809WM

Mode : 2412 Band edge

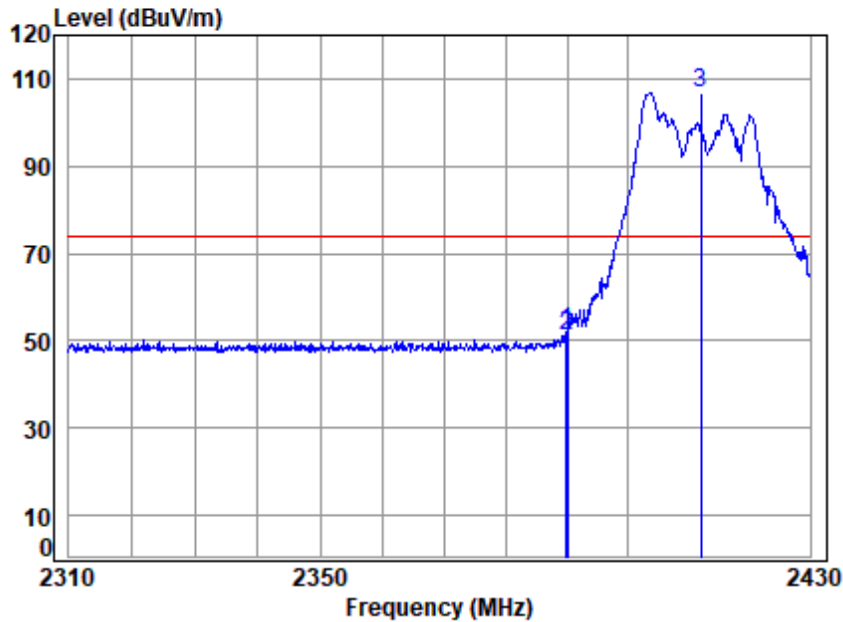
: 2.4G WIFI 11AX20 RU52

	Cable	Ant	Preamp	Read	Limit	Over		
Freq	Loss	Factor	Factor	Level	Level	Line	Limit	Remark
MHz	dB	dB/m	dB	dBuV	dBuV/m	dBuV/m	dB	
1 2389.484	6.82	27.46	31.54	38.03	40.77	54.00	-13.23	Average
2 2390.000	6.82	27.46	31.54	36.65	39.39	54.00	-14.61	Average
3 pp 2412.000	6.91	27.52	31.54	95.08	97.97	54.00	43.97	Average





Test Mode: 08; Polarity: Vertical; Hob Position Right; Up



Condition: 3m VERTICAL

Job No : 03810WM/03809WM

Mode : 2412 Band edge

: 2.4G WIFI 11AX20 RU52

	Cable	Ant	Preamp	Read		Limit	Over	
Freq	Loss	Factor	Factor	Level	Level	Line	Limit	Remark
MHz	dB	dB/m	dB	dBuV	dBuV/m	dBuV/m	dB	
1	2389.847	6.82	27.46	31.54	49.12	51.86	74.00	-22.14 Peak
2	2390.000	6.82	27.46	31.54	48.47	51.21	74.00	-22.79 Peak
3	pp 2412.000	6.91	27.52	31.54	104.05	106.94	74.00	32.94 Peak



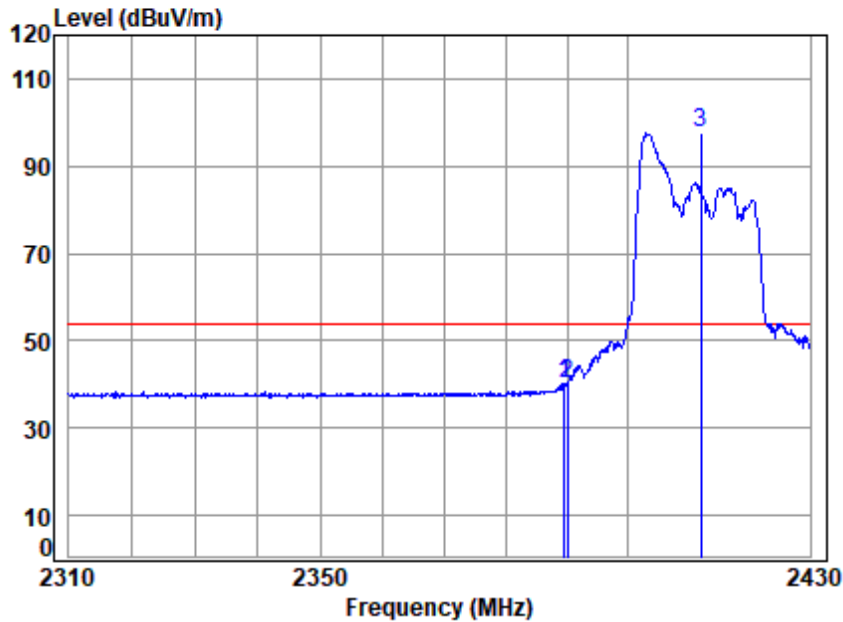
Unless otherwise agreed in writing, this document is issued by the Company subject to its General Conditions of Service printed overleaf, available on request or accessible at <https://www.sgs.com/en/Terms-and-Conditions>. Attention is drawn to the limitation of liability, indemnification and jurisdiction issues defined therein. Any holder of this document is advised that information contained hereon reflects the Company's findings at the time of its intervention only and within the limits of Client's instructions, if any. The Company's sole responsibility is to its Client and this document does not exonerate parties to a transaction from exercising all their rights and obligations under the transaction documents. This document cannot be reproduced except in full, without prior written approval of the Company. Any unauthorized alteration, forgery or falsification of the content or appearance of this document is unlawful and offenders may be prosecuted to the fullest extent of the law. Unless otherwise stated the results shown in this test report refer only to the sample(s) tested and such sample(s) are retained for 30 days only.

Attention: To check the authenticity of testing / inspection report & certificate, please contact us at telephone: (86-755) 8307 1443, or email: [CN.Doccheck@sgs.com](mailto:CN.Doccheck@sgs.com)

SGS-CSTC Standards Technical Services Co., Ltd.  
Shenzhen Branch

No.1 Workshop, M-10, Middle Section, Science & Technology Park, Nanshan District, Shenzhen, Guangdong, China 518057 t (86-755) 26012053 f (86-755) 26710594 www.sgs.com.cn  
中国·广东·深圳市南山区科技园中区M-10栋1号厂房 邮编: 518057 t (86-755) 26012053 f (86-755) 26710594 sgs.china@sgs.com

Test Mode: 08; Polarity: Vertical; Hob Position Right; Up



Condition: 3m VERTICAL

Job No : 03810WM/03809WM

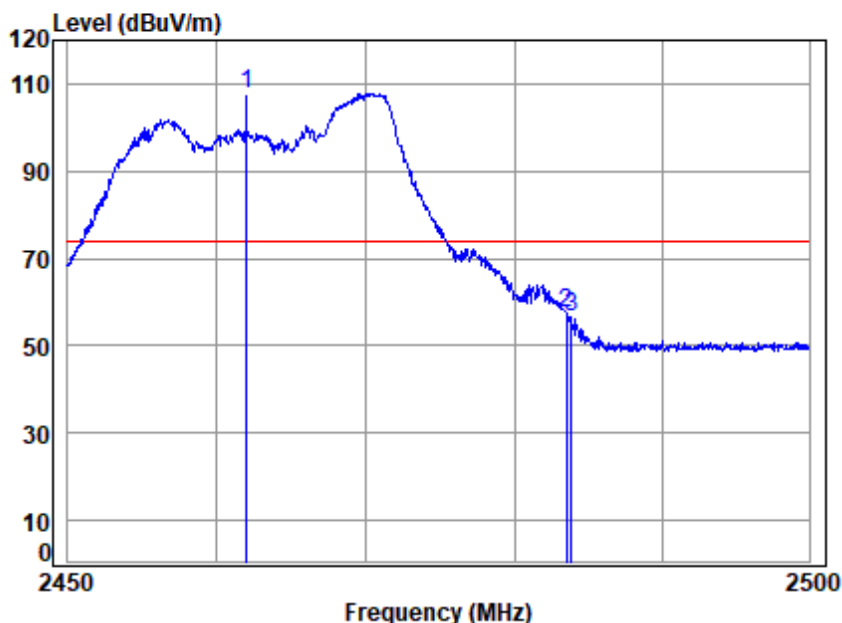
Mode : 2412 Band edge

: 2.4G WIFI 11AX20 RU52

		Cable	Ant	Preamp	Read		Limit	Over	
	Freq	Loss	Factor	Factor	Level	Level	Line	Limit	Remark
	MHz	dB	dB/m	dB	dBuV	dBuV/m	dBuV/m	dB	
1	2389.605	6.82	27.46	31.54	37.58	40.32	54.00	-13.68	Average
2	2390.000	6.82	27.46	31.54	37.51	40.25	54.00	-13.75	Average
3 pp	2412.000	6.91	27.52	31.54	94.56	97.45	54.00	43.45	Average



Test Mode: 08; Polarity: Horizontal; Hob Position Right; Up



Condition: 3m HORIZONTAL

Job No : 03810WM/03809WM

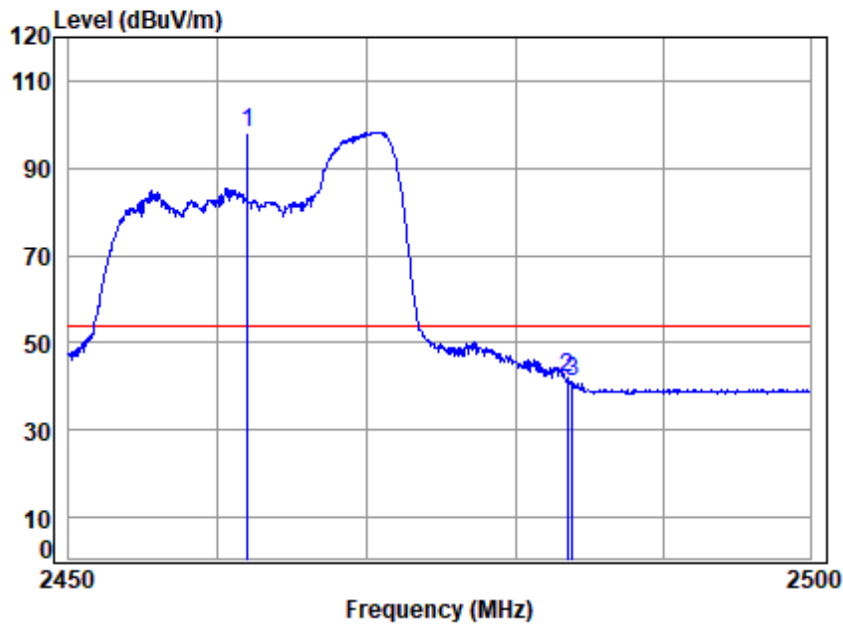
Mode : 2462 Band edge

: 2.4G WIFI 11AX20 RU52

	Cable	Ant	Preamp	Read		Limit	Over	
Freq	Loss	Factor	Factor	Level	Level	Line	Limit	Remark
MHz	dB	dB/m	dB	dBuV	dBuV/m	dBuV/m	dB	
2462.000	7.25	27.67	31.55	104.47	107.84	74.00	33.84	peak
2483.500	7.40	27.80	31.55	53.82	57.47	74.00	-16.53	peak
2483.840	7.40	27.80	31.55	52.83	56.48	74.00	-17.52	peak



Test Mode: 08; Polarity: Horizontal; Hob Position Right; Up



Condition: 3m HORIZONTAL

Job No : 03810WM/03809WM

Mode : 2462 Band edge

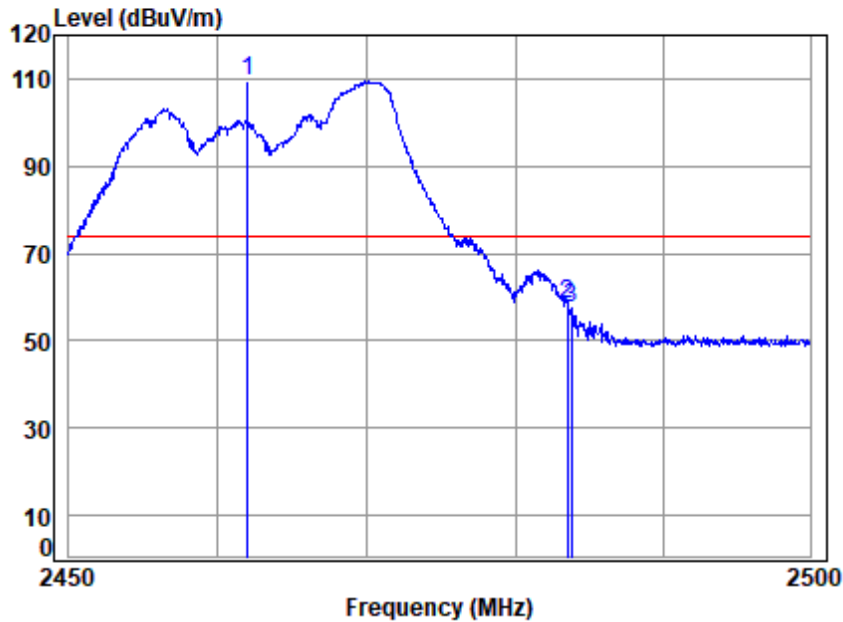
: 2.4G WIFI 11AX20 RU52

		Cable	Ant	Preamp	Read		Limit	Over	
	Freq	Loss	Factor	Factor	Level	Level	Line	Limit	Remark
	MHz	dB	dB/m	dB	dBuV	dBuV/m	dBuV/m	dB	
1 pp	2462.000	7.25	27.67	31.55	94.88	98.25	54.00	44.25	Average
2	2483.500	7.40	27.80	31.55	38.48	42.13	54.00	-11.87	Average
3	2483.840	7.40	27.80	31.55	37.22	40.87	54.00	-13.13	Average





Test Mode: 08; Polarity: Vertical; Hob Position Right; Up



Condition: 3m VERTICAL

Job No : 03810WM/03809WM

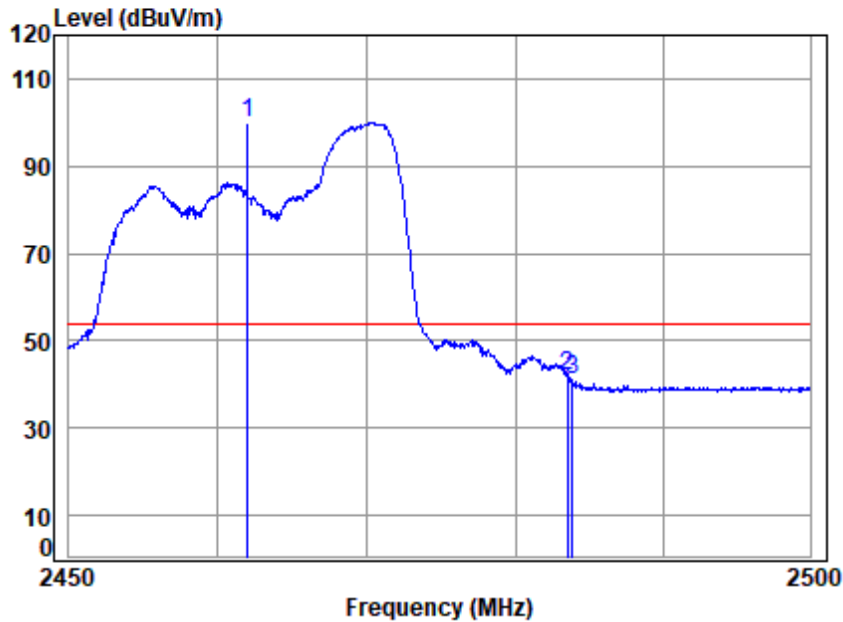
Mode : 2462 Band edge

: 2.4G WIFI 11AX20 RU52

		Cable	Ant	Preamp	Read		Limit	Over	
	Freq	Loss	Factor	Factor	Level	Level	Line	Limit	Remark
	MHz	dB	dB/m	dB	dBuV	dBuV/m	dBuV/m	dB	
1 pp	2462.000	7.25	27.67	31.55	106.17	109.54	74.00	35.54	Peak
2	2483.500	7.40	27.80	31.55	54.71	58.36	74.00	-15.64	Peak
3	2483.790	7.40	27.80	31.55	53.92	57.57	74.00	-16.43	Peak



Test Mode: 08; Polarity: Vertical; Hob Position Right; Up



Condition: 3m VERTICAL

Job No : 03810WM/03809WM

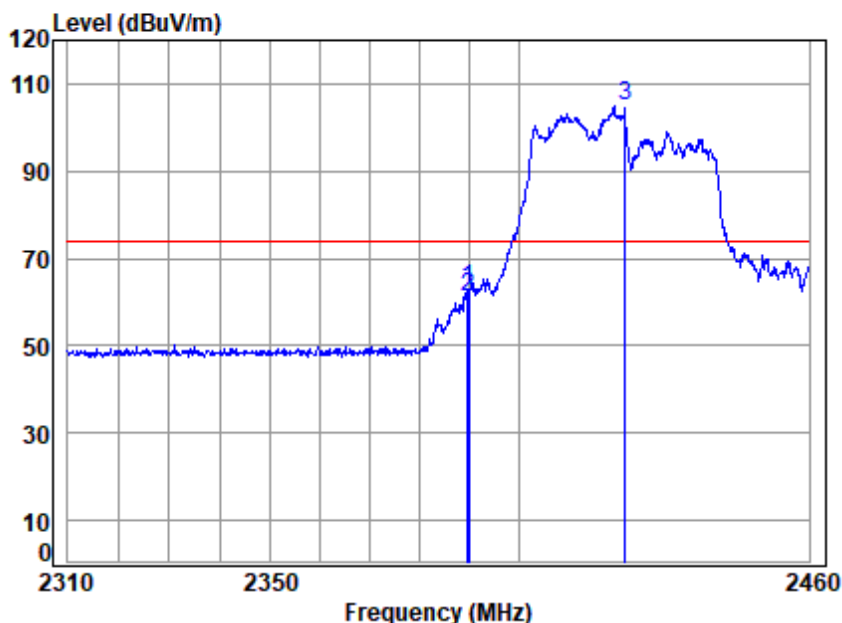
Mode : 2462 Band edge

: 2.4G WIFI 11AX20 RU52

		Cable	Ant	Preamp	Read		Limit	Over	
	Freq	Loss	Factor	Factor	Level	Level	Line	Limit	Remark
	MHz	dB	dB/m	dB	dBuV	dBuV/m	dBuV/m	dB	
1 pp	2462.000	7.25	27.67	31.55	96.60	99.97	54.00	45.97	Average
2	2483.500	7.40	27.80	31.55	38.28	41.93	54.00	-12.07	Average
3	2483.840	7.40	27.80	31.55	37.20	40.85	54.00	-13.15	Average



Test Mode: 08; Polarity: Horizontal; Hob Position Right; Up



Condition: 3m HORIZONTAL

Job No : 03810WM/03809WM

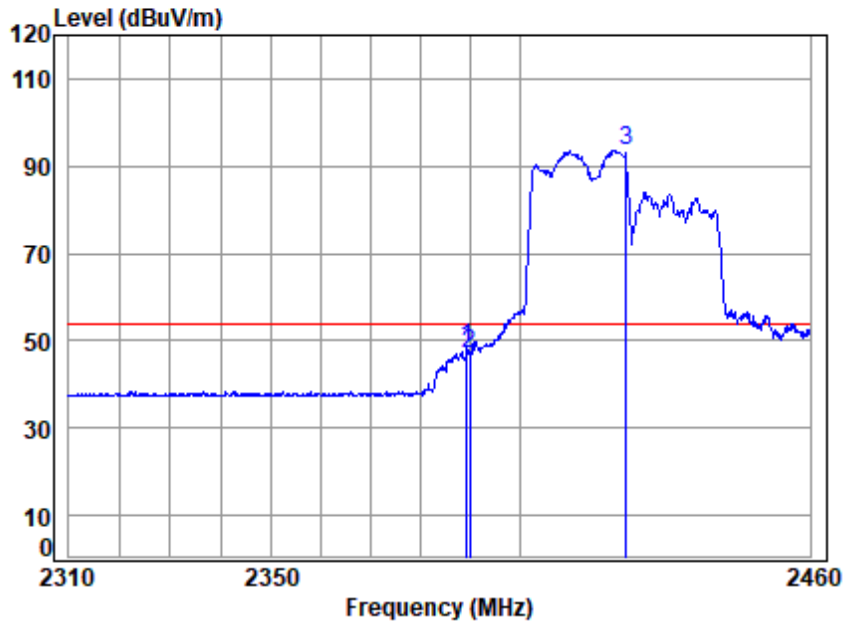
Mode : 2422 Band edge

: 2.4G WIFI 11AX40 RU242

		Cable	Ant	Preamp	Read		Limit	Over	
	Freq	Loss	Factor	Factor	Level	Level	Line	Limit	Remark
	MHz	dB	dB/m	dB	dBuV	dBuV/m	dBuV/m	dB	
1	2389.677	6.82	27.46	31.54	60.30	63.04	74.00	-10.96	peak
2	2390.000	6.82	27.46	31.54	58.53	61.27	74.00	-12.73	peak
3 pp	2422.000	6.98	27.54	31.54	102.06	105.04	74.00	31.04	peak



Test Mode: 08; Polarity: Horizontal; Hob Position Right; Up



Condition: 3m HORIZONTAL

Job No : 03810WM/03809WM

Mode : 2422 Band edge

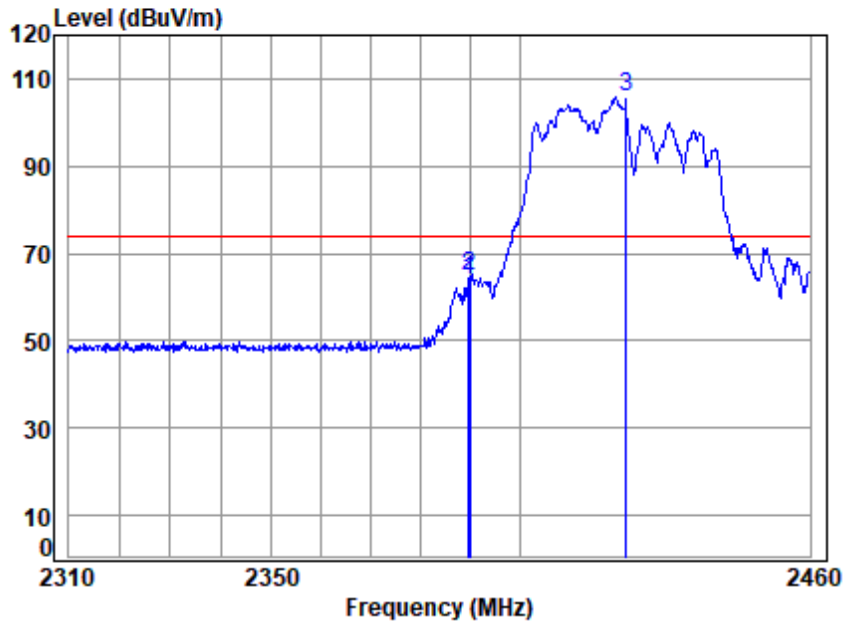
: 2.4G WIFI 11AX40 RU242

	Cable	Ant	Preamp	Read	Limit	Over		
Freq	Loss	Factor	Factor	Level	Level	Line	Limit	Remark
MHz	dB	dB/m	dB	dBuV	dBuV/m	dBuV/m	dB	
1 2389.376	6.82	27.46	31.54	45.45	48.19	54.00	-5.81	Average
2 2390.000	6.82	27.46	31.54	44.06	46.80	54.00	-7.20	Average
3 pp 2422.000	6.98	27.54	31.54	90.55	93.53	54.00	39.53	Average





Test Mode: 08; Polarity: Vertical; Hob Position Right; Up



Condition: 3m VERTICAL

Job No : 03810WM/03809WM

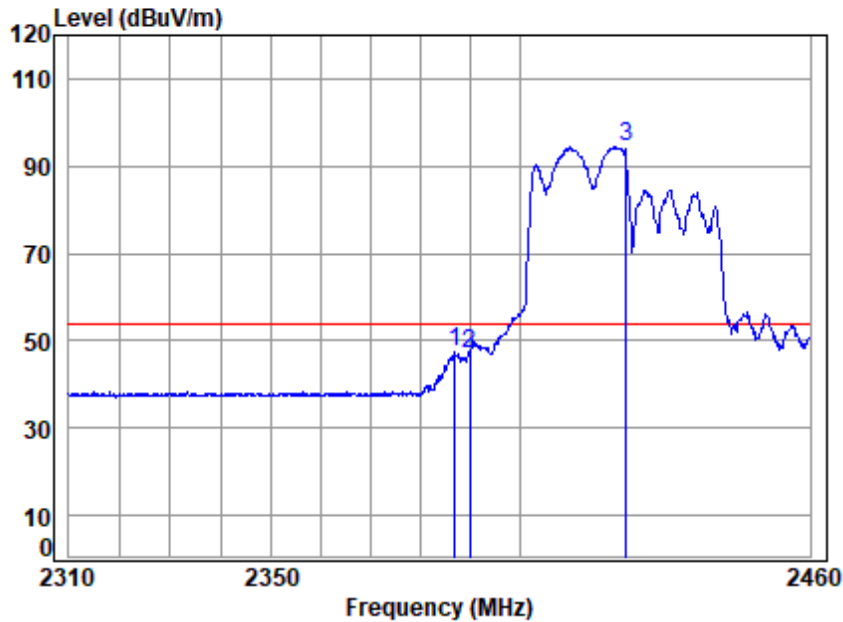
Mode : 2422 Band edge

: 2.4G WIFI 11AX40 RU242

	Cable	Ant	Preamp	Read	Limit	Over	
Freq	Loss	Factor	Factor	Level	Level	Line	Limit Remark
MHz	dB	dB/m	dB	dBuV	dBuV/m	dBuV/m	dB
1 2389.827	6.82	27.46	31.54	61.26	64.00	74.00	-10.00 Peak
2 2390.000	6.82	27.46	31.54	61.98	64.72	74.00	-9.28 Peak
3 pp 2422.000	6.98	27.54	31.54	102.90	105.88	74.00	31.88 Peak



Test Mode: 08; Polarity: Vertical; Hob Position Right; Up



Condition: 3m VERTICAL

Job No : 03810WM/03809WM

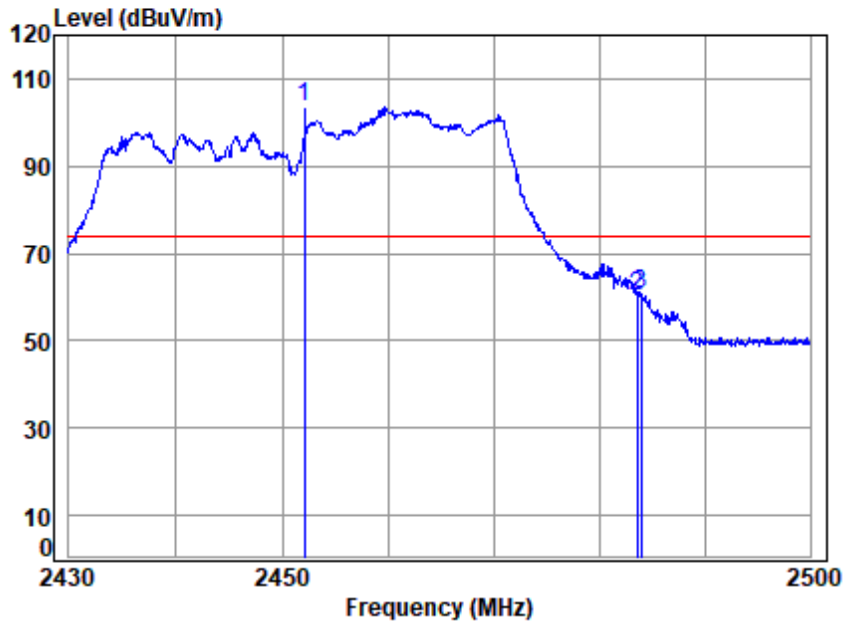
Mode : 2422 Band edge

: 2.4G WIFI 11AX40 RU242

	Cable	Ant	Preamp	Read		Limit	Over	
Freq	Loss	Factor	Factor	Level	Level	Line	Limit	Remark
MHz	dB	dB/m	dB	dBuV	dBuV/m	dBuV/m	dB	
1 2386.972	6.82	27.45	31.54	44.79	47.52	54.00	-6.48	Average
2 2390.000	6.82	27.46	31.54	44.16	46.90	54.00	-7.10	Average
3 pp 2422.000	6.98	27.54	31.54	91.45	94.43	54.00	40.43	Average



Test Mode: 08; Polarity: Horizontal; Hob Position Right; Up



Condition: 3m HORIZONTAL

Job No : 03810WM/03809WM

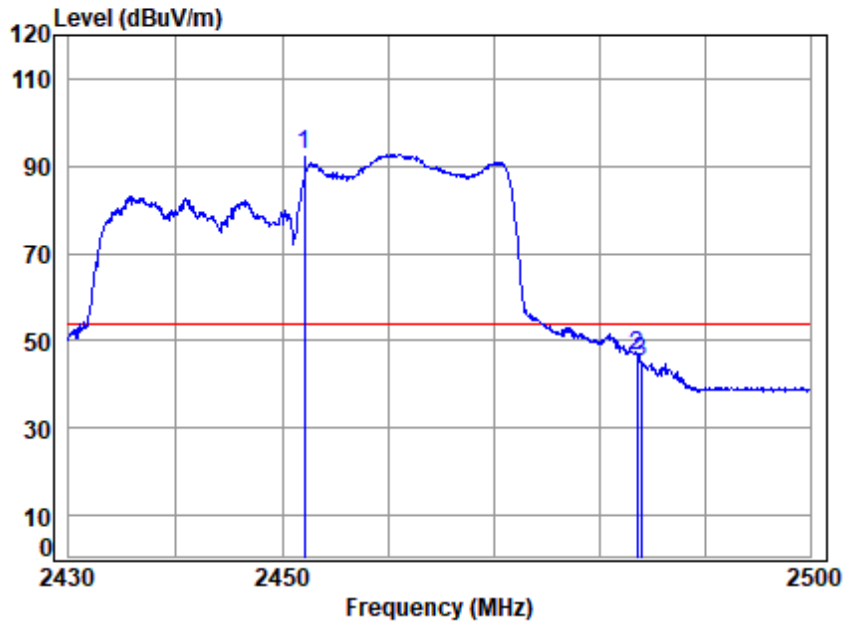
Mode : 2452 Band edge

: 2.4G WIFI 11AX40 RU242

		Cable	Ant	Preamp	Read		Limit	Over	
	Freq	Loss	Factor	Factor	Level	Level	Line	Limit	Remark
	MHz	dB	dB/m	dB	dBuV	dBuV/m	dBuV/m	dB	
1 pp	2452.000	7.18	27.61	31.55	100.21	103.45	74.00	29.45	peak
2	2483.500	7.40	27.80	31.55	56.73	60.38	74.00	-13.62	peak
3	2483.865	7.40	27.80	31.55	57.12	60.77	74.00	-13.23	peak



Test Mode: 08; Polarity: Horizontal; Hob Position Right; Up



Condition: 3m HORIZONTAL

Job No : 03810WM/03809WM

Mode : 2452 Band edge

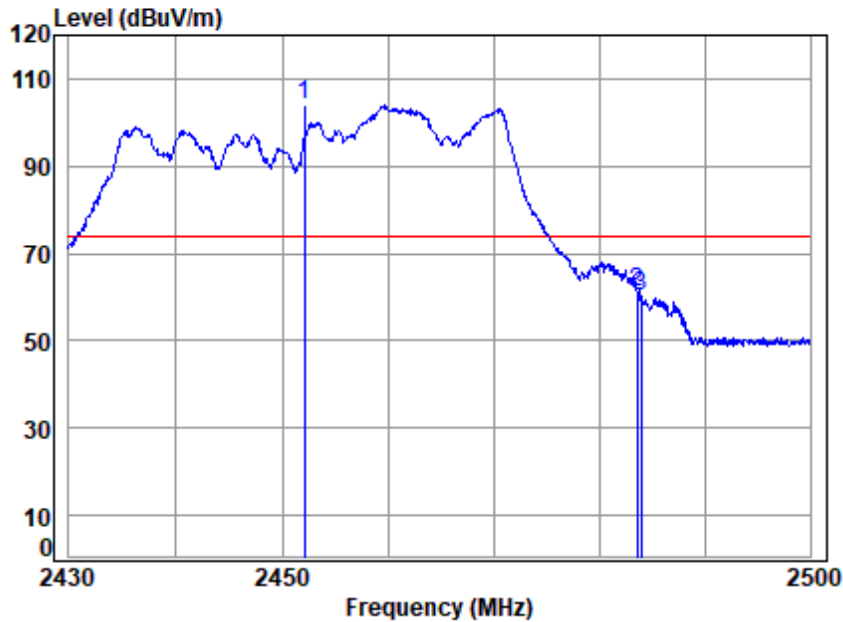
: 2.4G WIFI 11AX40 RU242

		Cable	Ant	Preamp	Read	Limit	Over	
	Freq	Loss	Factor	Factor	Level	Level	Line	Limit Remark
	MHz	dB	dB/m	dB	dBuV	dBuV/m	dBuV/m	dB
1 pp	2452.000	7.18	27.61	31.55	89.47	92.71	54.00	38.71 Average
2	2483.500	7.40	27.80	31.55	42.98	46.63	54.00	-7.37 Average
3	2483.865	7.40	27.80	31.55	41.72	45.37	54.00	-8.63 Average





Test Mode: 08; Polarity: Vertical; Hob Position Right; Up



Condition: 3m VERTICAL

Job No : 03810WM/03809WM

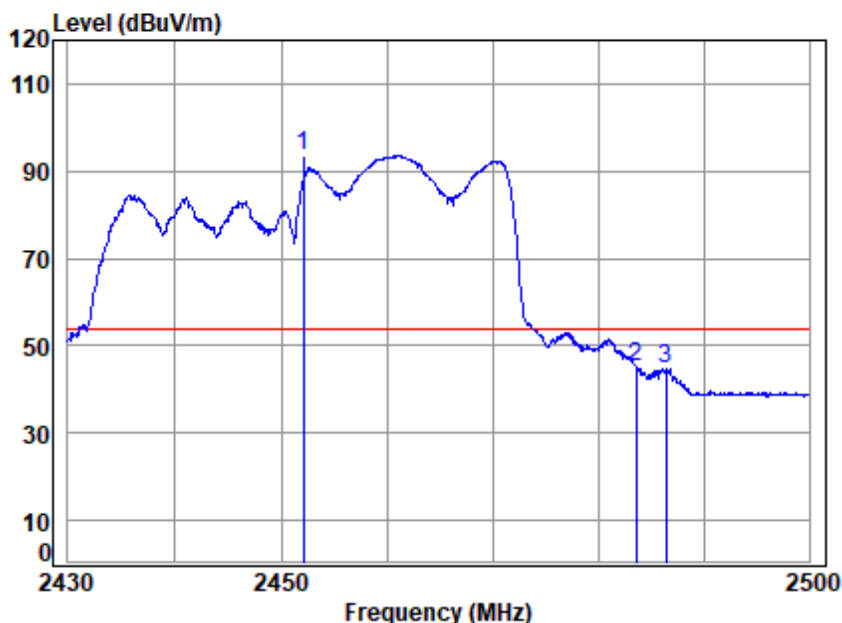
Mode : 2452 Band edge

: 2.4G WIFI 11AX40 RU242

		Cable	Ant	Preamp	Read		Limit	Over	
	Freq	Loss	Factor	Factor	Level	Level	Line	Limit	Remark
	MHz	dB	dB/m	dB	dBuV	dBuV/m	dBuV/m	dB	
1 pp	2452.000	7.18	27.61	31.55	100.72	103.96	74.00	29.96	Peak
2	2483.500	7.40	27.80	31.55	57.34	60.99	74.00	-13.01	Peak
3	2483.865	7.40	27.80	31.55	56.75	60.40	74.00	-13.60	Peak



Test Mode: 08; Polarity: Vertical; Hob Position Right; Up



Condition: 3m VERTICAL

Job No : 03810WM/03809WM

Mode : 2452 Band edge

: 2.4G WIFI 11AX40 RU242

		Cable	Ant	Preamp	Read		Limit	Over	
	Freq	Loss	Factor	Factor	Level	Level	Line	Limit	Remark
	MHz	dB	dB/m	dB	dBuV	dBuV/m	dBuV/m	dB	
1 pp	2452.000	7.18	27.61	31.55	90.32	93.56	54.00	39.56	Average
2	2483.500	7.40	27.80	31.55	41.46	45.11	54.00	-8.89	Average
3	2486.335	7.42	27.82	31.55	41.13	44.82	54.00	-9.18	Average



# SGS-CSTC Standards Technical Services Co., Ltd. Shenzhen Branch

SZEMC-TRF-01 Rev. A/1

Report No.: SZCR241000381004

Page: 83 of 289

## 7.3 Radiated Spurious Emissions Below 1GHz

Test Requirement 47 CFR Part 15, Subpart C 15.205 & 15.209

Test Method: ANSI C63.10 (2013) Section 6.4,6.5

Measurement Distance: 3m

Limit:

Frequency(MHz)	Field strength(microvolts/meter)	Measurement distance(meters)
0.009-0.490	2400/F(kHz)	300
0.490-1.705	24000/F(kHz)	30
1.705-30.0	30	30
30-88	100	3
88-216	150	3
216-960	200	3
960-1000	500	3

### 7.3.1 E.U.T. Operation

Operating Environment:

Temperature: 23.2 °C

Humidity: 45.8 % RH

Atmospheric Pressure: 1020 mbar

### 7.3.2 Test Mode Description

Pre-scan / Final test	Mode Code	Description
Pre-scan	07	TX mode_Keep the EUT in continuously transmitting mode with all modulation types. Only the data of worst case is recorded in the report.
Final test	08	Charge + TX mode_Keep the EUT in charging and continuously transmitting mode with all modulation types. Only the data of worst case is recorded in the report.



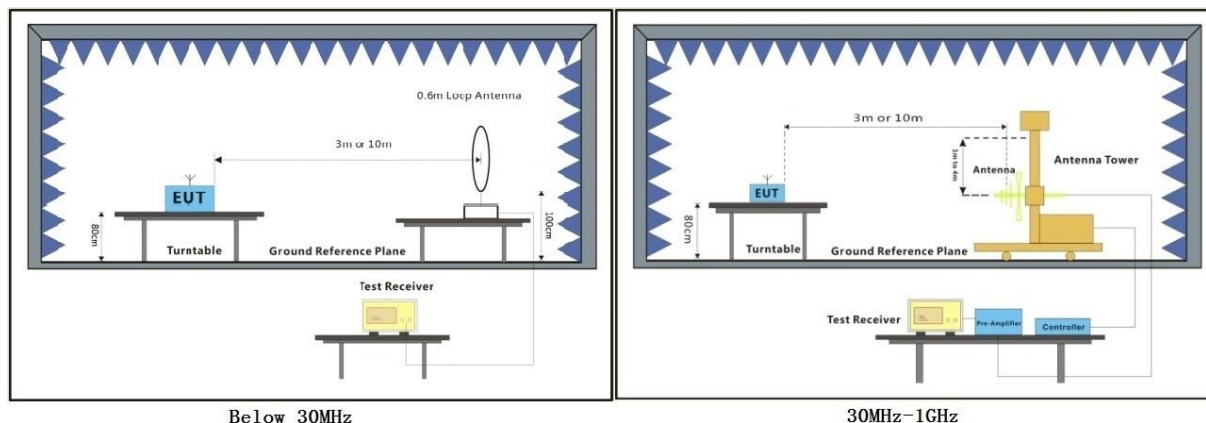
SGS-CSTC Standards Technical Services Co., Ltd.  
Shenzhen Branch Inspection & Testing Laboratory

Unless otherwise agreed in writing, this document is issued by the Company subject to its General Conditions of Service printed overleaf, available on request or accessible at <https://www.sgs.com/en/Terms-and-Conditions>. Attention is drawn to the limitation of liability, indemnification and jurisdiction issues defined therein. Any holder of this document is advised that information contained hereon reflects the Company's findings at the time of its intervention only and within the limits of Client's instructions, if any. The Company's sole responsibility is to its Client and this document does not exonerate parties to a transaction from exercising all their rights and obligations under the transaction documents. This document cannot be reproduced except in full, without prior written approval of the Company. Any unauthorized alteration, forgery or falsification of the content or appearance of this document is unlawful and offenders may be prosecuted to the fullest extent of the law. Unless otherwise stated the results shown in this test report refer only to the sample(s) tested and such sample(s) are retained for 30 days only.

Attention: To check the authenticity of testing / inspection report & certificate, please contact us at telephone: (86-755) 8307 1443, or email: [CN.Doccheck@sgs.com](mailto:CN.Doccheck@sgs.com)

No.1 Workshop, M-10, Middle Section, Science & Technology Park, Nanshan District, Shenzhen, Guangdong, China 518057 t (86-755) 26012053 f (86-755) 26710594 [www.sgsgroup.com.cn](http://www.sgsgroup.com.cn)  
中国·广东·深圳市南山区科技园中区M-10栋1号厂房 邮编: 518057 t (86-755) 26012053 f (86-755) 26710594 [sgs.china@sgs.com](mailto:sgs.china@sgs.com)

### 7.3.3 Test Setup Diagram



### 7.3.4 Measurement Procedure and Data

- a. For below 1GHz, the EUT was placed on the top of a rotating table 0.8 meters above the ground at a 3 or 10 meter semi-anechoic chamber. The table was rotated 360 degrees to determine the position of the highest radiation.
- b. The EUT was set 3 or 10 meters away from the interference-receiving antenna, which was mounted on the top of a variable-height antenna tower.
- c. The antenna height is varied from one meter to four meters above the ground to determine the maximum value of the field strength. Both horizontal and vertical polarizations of the antenna are set to make the measurement.
- d. For each suspected emission, the EUT was arranged to its worst case and then the antenna was tuned to heights from 1 meter to 4 meters (for the test frequency of below 30MHz, the antenna was tuned to heights 1 meter) and the rotatable table was turned from 0 degrees to 360 degrees to find the maximum reading.
- e. The test-receiver system was set to Peak Detect Function and Specified Bandwidth with Maximum Hold Mode.
- f. If the emission level of the EUT in peak mode was 10dB lower than the limit specified, then testing could be stopped and the peak values of the EUT would be reported. Otherwise the emissions that did not have 10dB margin would be re-tested one by one using quasi-peak method as specified and then reported in a data sheet.
- g. Test the EUT in the lowest channel, the middle channel, the Highest channel.
- h. The radiation measurements are performed in X, Y, Z axis positioning for Transmitting mode, and found the X axis positioning which it is the worst case.
- i. Repeat above procedures until all frequencies measured was complete.

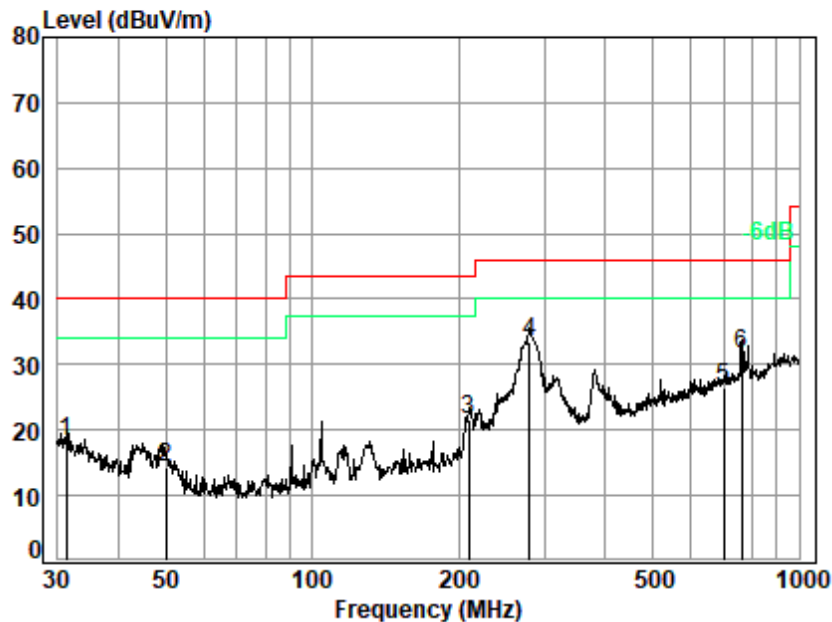
Remark:

1. Level= Read Level+ Cable Loss+ Antenna Factor- Preamp Factor
2. Scan from 9kHz to 30MHz, the disturbance below 30MHz was very low. The points marked on above plots are the highest emissions could be found when testing, so only above points had been displayed. The amplitude of spurious emissions from the radiator which are attenuated more than 20dB below the limit need not be reported.





Test Mode: 08; Polarity: Horizontal



Site : chamber

Condition: 3m HORIZONTAL

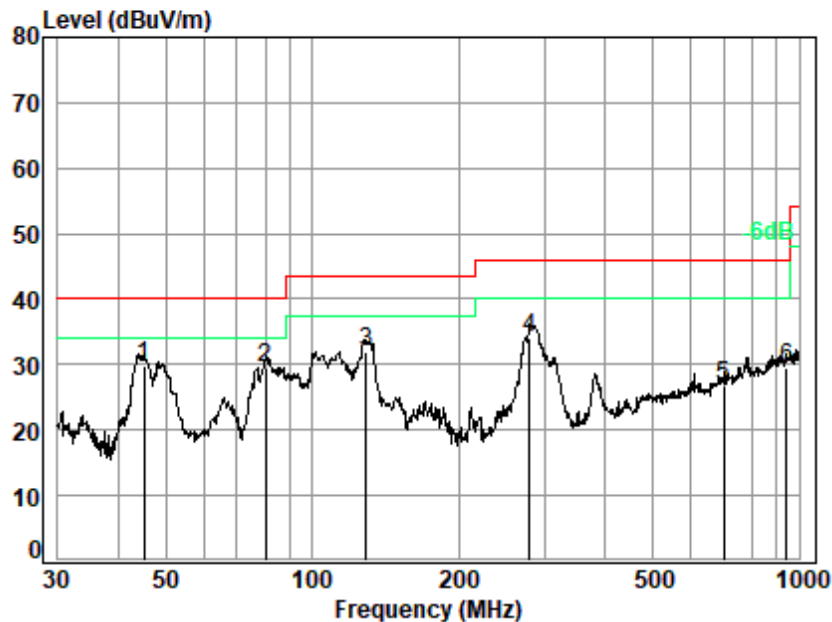
Job No. : 03809WM/03810WM

Test Mode: 08

	Ant	Cable	Preamp	Read		Limit	Over	
Freq	Factor	Loss	Factor	Level	Level	Line	Limit	Remark
MHz	dB/m	dB	dB	dBuV	dBuV/m	dBuV/m	dB	
1	31.180	20.65	0.65	27.79	24.67	18.18	40.00	-21.82 QP
2	50.057	12.75	0.83	27.73	28.49	14.34	40.00	-25.66 QP
3	210.048	14.78	1.77	27.13	32.12	21.54	43.50	-21.96 QP
4 q	279.044	16.94	2.08	26.84	41.37	33.55	46.00	-12.45 QP
5	699.305	25.93	3.51	27.73	24.62	26.33	46.00	-19.67 QP
6	760.704	26.47	3.70	27.58	29.06	31.65	46.00	-14.35 QP



Test Mode: 08; Polarity: Vertical



Site : chamber

Condition: 3m VERTICAL

Job No. : 03809WM/03810WM

Test Mode: 08

		Ant	Cable	Preamp	Read	Limit	Over	
	Freq	Factor	Loss	Factor	Level	Line	Limit	Remark
	MHz	dB/m	dB	dB	dBuV	dBuV/m	dBuV/m	dB
1	q	45.058	14.20	0.79	27.75	42.52	29.76	40.00 -10.24 QP
2		80.081	10.46	1.06	27.65	45.52	29.39	40.00 -10.61 QP
3		129.015	10.99	1.35	27.47	46.97	31.84	43.50 -11.66 QP
4		279.044	16.94	2.08	26.84	41.87	34.05	46.00 -11.95 QP
5		699.305	25.93	3.51	27.73	25.09	26.80	46.00 -19.20 QP
6		942.131	28.19	4.20	26.46	23.71	29.64	46.00 -16.36 QP



### 7.4 Radiated Spurious Emissions Above 1GHz

Test Requirement 47 CFR Part 15, Subpart C 15.205 & 15.209

Test Method: ANSI C63.10 (2013) Section 6.6

Measurement Distance: 3m

Limit:

Frequency(MHz)	Field strength(microvolts/meter)	Measurement distance(meters)
Above 1000	500	3

#### 7.4.1 E.U.T. Operation

Operating Environment:

Temperature: 21.8 °C

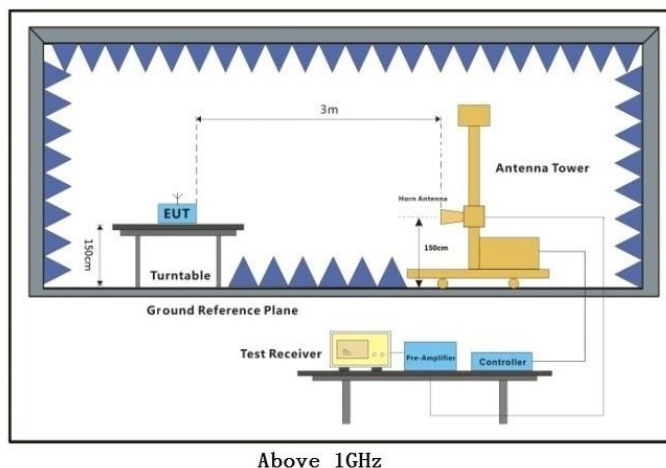
Humidity: 58.5 % RH

Atmospheric Pressure: 1020 mbar

#### 7.4.2 Test Mode Description

Pre-scan / Final test	Mode Code	Description
Pre-scan	07	TX mode_Keep the EUT in continuously transmitting mode with all modulation types. Only the data of worst case is recorded in the report.
Final test	08	Charge + TX mode_Keep the EUT in charging and continuously transmitting mode with all modulation types. Only the data of worst case is recorded in the report.

#### 7.4.3 Test Setup Diagram



## 7.4.4 Measurement Procedure and Data

- a. For above 1GHz, the EUT was placed on the top of a rotating table 1.5 meters above the ground at a 3 meter fully-anechoic chamber. The table was rotated 360 degrees to determine the position of the highest radiation.
- b. The EUT was set 3 meters away from the interference-receiving antenna, which was mounted on the top of a variable-height antenna tower.
- c. The antenna height is varied from one meter to four meters above the ground to determine the maximum value of the field strength. Both horizontal and vertical polarizations of the antenna are set to make the measurement.
- d. For each suspected emission, the EUT was arranged to its worst case and then the antenna was tuned to heights from 1 meter to 4 meters (for the test frequency of below 30MHz, the antenna was tuned to heights 1 meter) and the rotatable table was turned from 0 degrees to 360 degrees to find the maximum reading.
- e. The test-receiver system was set to Peak Detect Function and Specified Bandwidth with Maximum Hold Mode.
- f. If the emission level of the EUT in peak mode was 10dB lower than the limit specified, then testing could be stopped and the peak values of the EUT would be reported. Otherwise the emissions that did not have 10dB margin would be re-tested one by one using peak or average method as specified and then reported in a data sheet.
- g. Test the EUT in the lowest channel, the middle channel, the Highest channel.
- h. The radiation measurements are performed in X, Y, Z axis positioning for Transmitting mode, and found the X axis positioning which it is the worst case.
- i. Repeat above procedures until all frequencies measured was complete.

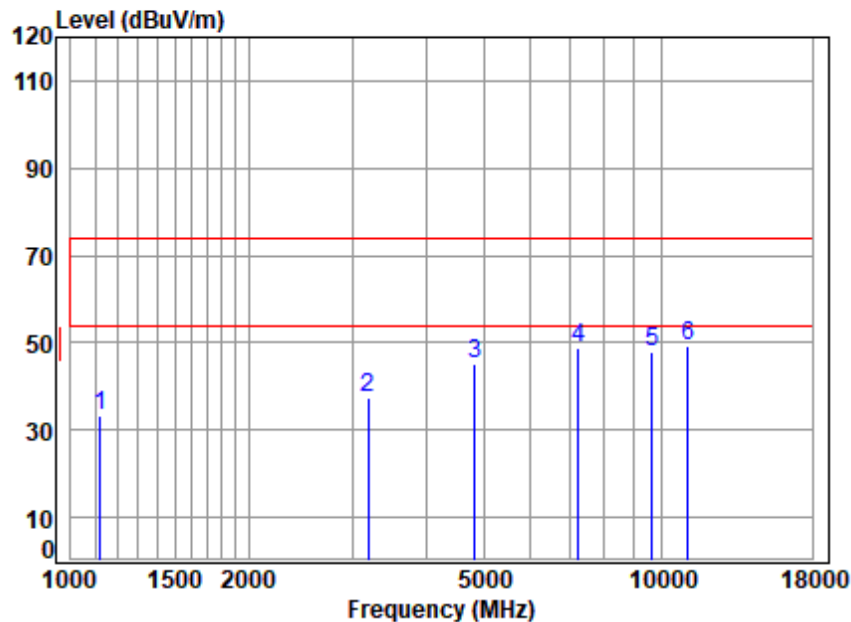
Remark:

1. Level= Read Level+ Cable Loss+ Antenna Factor- Preamp Factor
2. Scan from 1GHz to 25GHz, the disturbance above 18GHz was very low. The points marked on above plots are the highest emissions could be found when testing, so only above points had been displayed. The amplitude of spurious emissions from the radiator which are attenuated more than 20dB below the limit need not be reported.
3. As shown in this section, for frequencies above 1GHz, the field strength limits are based on average limits. However, the peak field strength of any emission shall not exceed the maximum permitted average limits specified above by more than 20 dB under any condition of modulation. For the emissions whose peak level is lower than the average limit, only the peak measurement is shown in the report.
4. The resolution bandwidth of test receiver/spectrum analyzer is 1MHz and the video bandwidth is 3MHz for Peak detection (PK) and Average detection (AV) at frequency above 1GHz.
- 5:For fundamental and harmonic signal measurement, the resolution bandwidth of test receiver/spectrum analyzer is 1MHz and the video bandwidth is  $\geq 1/T$  (Duty cycle $\leq 98\%$ ) or 10Hz (Duty cycle $\geq 98\%$ ) for Average detection (AV) at frequency above 1GHz.





Test Mode: 08; Polarity: Horizontal; Modulation:802.11b; Bandwidth:20MHz; Channel:Low



Condition: 3m HORIZONTAL

Job No : 03810WM/03809WM

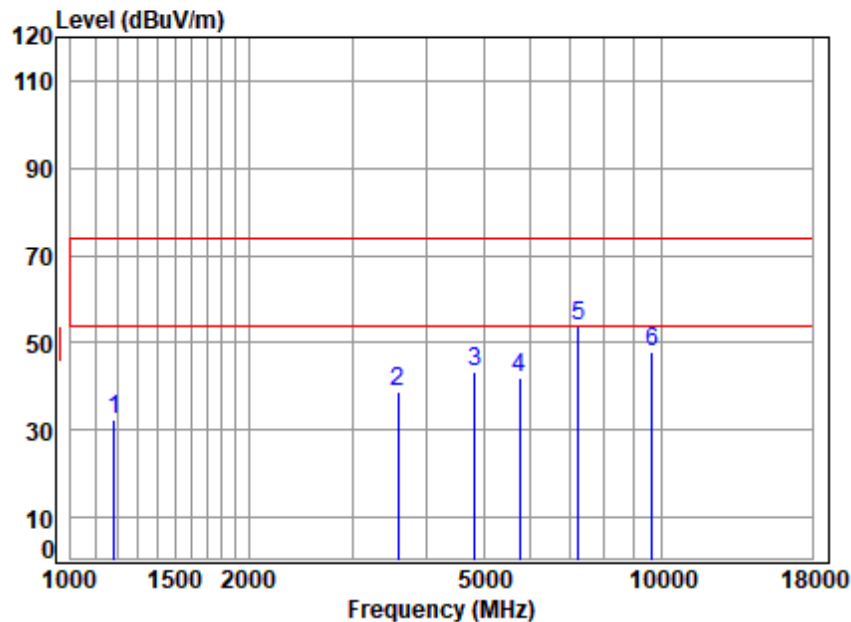
Mode : 2412 TX RSE

: 2.4G WIFI 11B

	Cable	Ant	Preamp	Read		Limit	Over	
Freq	Loss	Factor	Factor	Level	Level	Line	Limit	Remark
MHz	dB	dB/m	dB	dBuV	dBuV/m	dBuV/m	dB	
1	1122.563	7.12	25.51	54.70	55.20	33.13	74.00	-40.87 peak
2	3186.869	7.70	29.20	55.11	55.84	37.63	74.00	-36.37 Peak
3	4824.000	8.92	32.00	56.18	60.59	45.33	74.00	-28.67 peak
4	7236.000	11.10	36.60	56.51	57.73	48.92	74.00	-25.08 peak
5	9648.000	12.49	38.70	54.42	51.04	47.81	74.00	-26.19 peak
6	pp11076.100	14.14	39.48	53.52	49.24	49.34	74.00	-24.66 Peak



Test Mode: 08; Polarity: Vertical; Modulation:802.11b; Bandwidth:20MHz; Channel:Low



Condition: 3m VERTICAL

Job No : 03810WM/03809WM

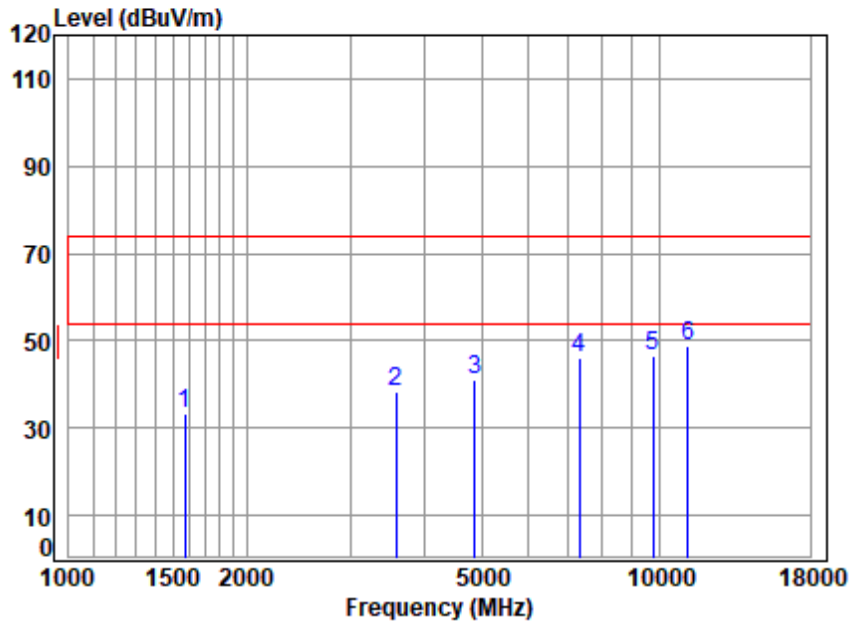
Mode : 2412 TX RSE

: 2.4G WIFI 11B

	Freq	Cable Loss	Ant Factor	Preamp Factor	Read Level	Level	Limit	Over	Remark
	MHz	dB	dB/m	dB	dBuV	dBuV/m	dBuV/m	dB	
1	1185.936	7.18	25.33	54.70	54.80	32.61	74.00	-41.39	peak
2	3587.818	7.76	29.88	55.35	56.47	38.76	74.00	-35.24	Peak
3	4824.000	8.92	32.00	56.18	58.49	43.23	74.00	-30.77	peak
4	5746.982	9.95	33.29	56.75	55.29	41.78	74.00	-32.22	Peak
5 pp	7236.000	11.10	36.60	56.51	62.65	53.84	74.00	-20.16	peak
6	9648.000	12.49	38.70	54.42	50.96	47.73	74.00	-26.27	peak



Test Mode: 08; Polarity: Horizontal; Modulation:802.11b; Bandwidth:20MHz; Channel:middle



Condition: 3m HORIZONTAL

Job No : 03810WM/03809WM

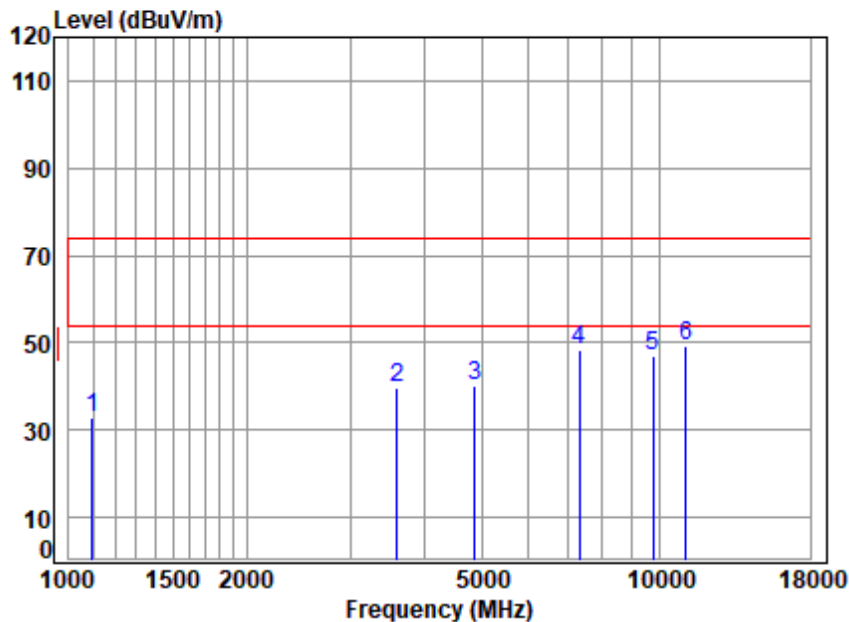
Mode : 2437 TX RSE

: 2.4G WIFI 11B

	Cable	Ant	Preamp	Read		Limit	Over	
Freq	Loss	Factor	Factor	Level	Level	Line	Limit	Remark
MHz	dB	dB/m	dB	dBuV	dBuV/m	dBuV/m	dB	
1	1574.265	7.13	25.05	54.70	55.89	33.37	74.00	-40.63 peak
2	3587.818	7.76	29.88	55.35	55.99	38.28	74.00	-35.72 peak
3	4874.000	8.97	32.15	56.21	56.04	40.95	74.00	-33.05 peak
4	7311.000	11.11	36.72	56.45	54.63	46.01	74.00	-27.99 peak
5	9748.000	12.80	38.60	54.33	49.34	46.41	74.00	-27.59 peak
6	pp11172.560	14.21	39.57	53.55	48.75	48.98	74.00	-25.02 peak



Test Mode: 08; Polarity: Vertical; Modulation:802.11b; Bandwidth:20MHz; Channel:middle



Condition: 3m VERTICAL

Job No : 03810WM/03809WM

Mode : 2437 TX RSE

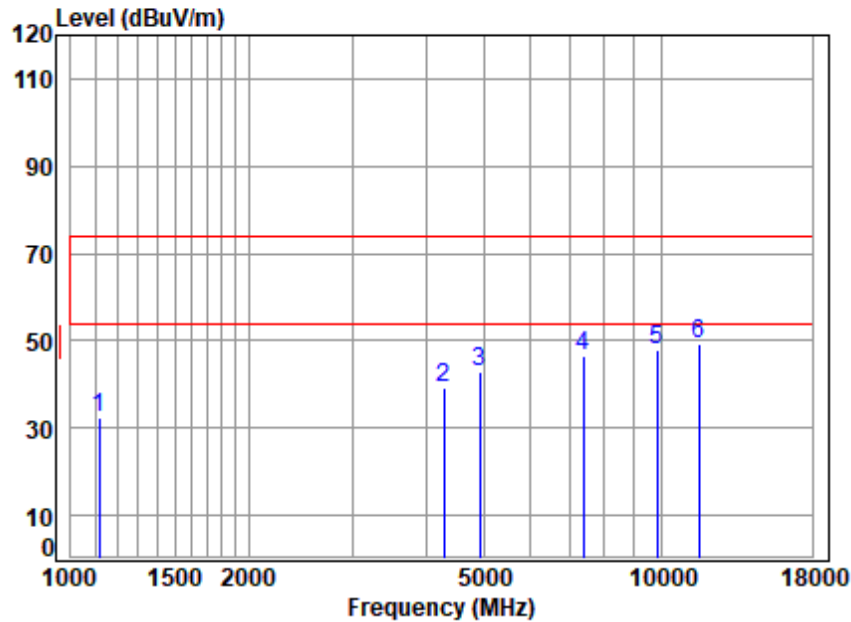
: 2.4G WIFI 11B

	Cable	Ant	Preamp	Read	Limit	Over	
Freq	Loss	Factor	Factor	Level	Level	Line	Limit Remark
MHz	dB	dB/m	dB	dBuV	dBuV/m	dBuV/m	dB
1	1096.904	7.10	25.59	54.70	54.99	32.98	74.00 -41.02 peak
2	3598.203	7.76	29.90	55.36	57.24	39.54	74.00 -34.46 peak
3	4874.000	8.97	32.15	56.21	55.28	40.19	74.00 -33.81 peak
4	7311.000	11.11	36.72	56.45	57.17	48.55	74.00 -25.45 peak
5	9748.000	12.80	38.60	54.33	49.93	47.00	74.00 -27.00 peak
6	pp11108.160	14.13	39.51	53.53	49.32	49.43	74.00 -24.57 peak





Test Mode: 08; Polarity: Horizontal; Modulation: 802.11b; Bandwidth: 20MHz; Channel: High



Condition: 3m HORIZONTAL

Job No : 03810WM/03809WM

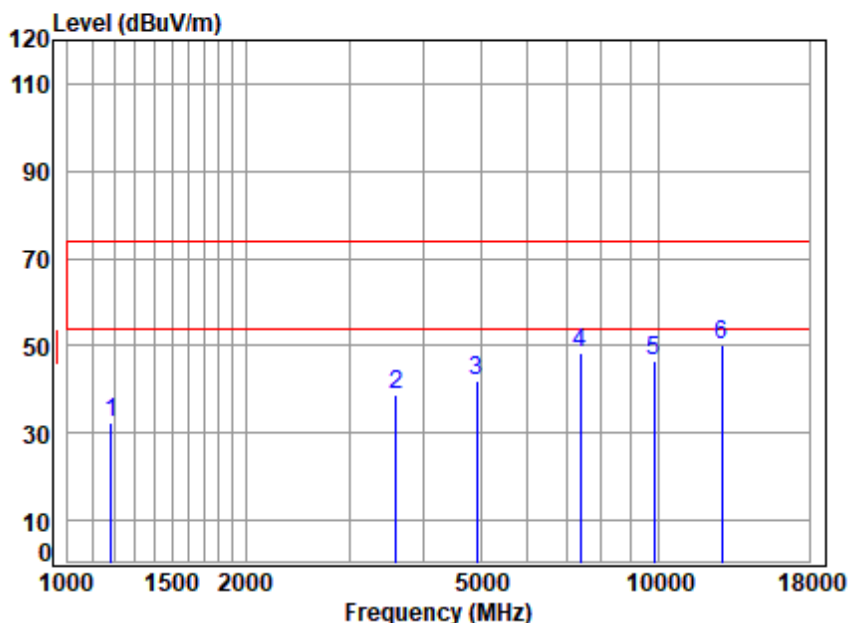
Mode : 2462 TX RSE

: 2.4G WIFI 11B

	Cable	Ant	Preamp	Read		Limit	Over	
Freq	Loss	Factor	Factor	Level	Level	Line	Limit	Remark
MHz	dB	dB/m	dB	dBuV	dBuV/m	dBuV/m	dB	
1	1116.093	7.11	25.54	54.70	54.38	32.33	74.00	-41.67 peak
2	4279.589	8.46	31.22	55.80	55.42	39.30	74.00	-34.70 peak
3	4924.000	9.03	32.20	56.25	58.12	43.10	74.00	-30.90 peak
4	7386.000	11.19	36.73	56.39	54.93	46.46	74.00	-27.54 peak
5	9848.000	12.84	37.83	54.24	51.30	47.73	74.00	-26.27 peak
6	pp11566.870	14.40	39.60	53.67	49.07	49.40	74.00	-24.60 peak



Test Mode: 08; Polarity: Vertical; Modulation:802.11b; Bandwidth:20MHz; Channel:High



Condition: 3m VERTICAL

Job No : 03810WM/03809WM

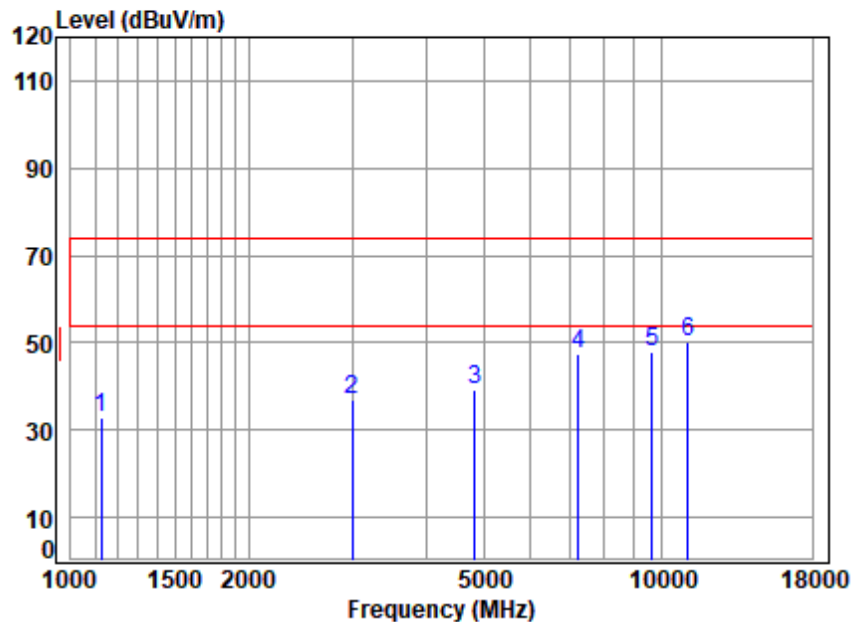
Mode : 2462 TX RSE

: 2.4G WIFI 11B

	Cable	Ant	Preamp	Read		Limit	Over	
Freq	Loss	Factor	Factor	Level	Level	Line	Limit	Remark
MHz	dB	dB/m	dB	dBuV	dBuV/m	dBuV/m	dB	
1	1182.513	7.17	25.33	54.70	54.47	32.27	74.00	-41.73 peak
2	3598.203	7.76	29.90	55.36	56.69	38.99	74.00	-35.01 peak
3	4924.000	9.03	32.20	56.25	57.05	42.03	74.00	-31.97 peak
4	7386.000	11.19	36.73	56.39	56.90	48.43	74.00	-25.57 peak
5	9848.000	12.84	37.83	54.24	49.93	46.36	74.00	-27.64 peak
6	pp12798.240	15.15	40.30	54.36	49.15	50.24	74.00	-23.76 peak



Test Mode: 08; Polarity: Horizontal; Modulation:802.11n; Bandwidth:20MHz; Channel:Low



Condition: 3m HORIZONTAL

Job No : 03810WM/03809WM

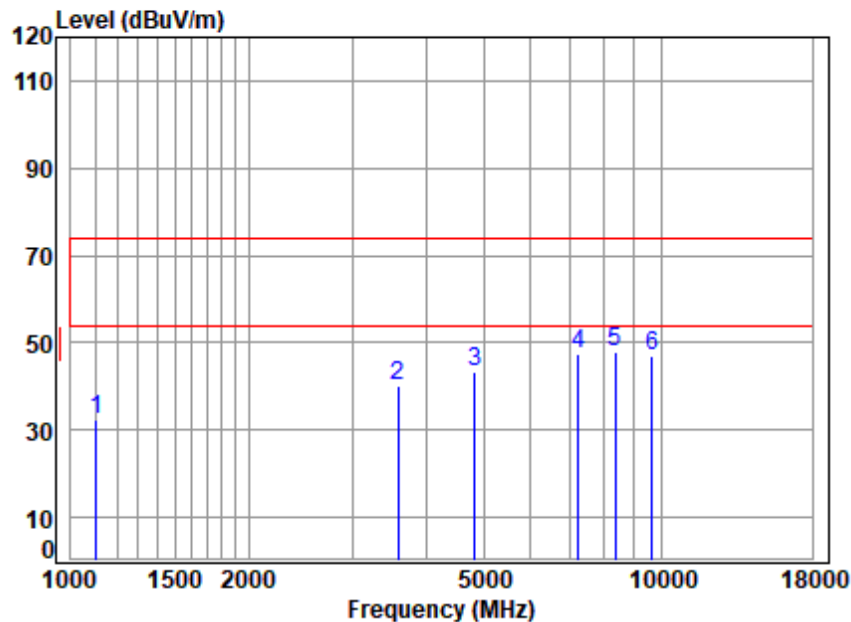
Mode : 2412 TX RSE

: 2.4G WIFI 11N20

	Cable	Ant	Preamp	Read		Limit	Over	
Freq	Loss	Factor	Factor	Level	Level	Line	Limit	Remark
MHz	dB	dB/m	dB	dBuV	dBuV/m	dBuV/m	dB	
1	1125.813	7.12	25.50	54.70	54.92	32.84	74.00	-41.16 peak
2	2999.187	8.18	29.00	55.00	54.92	37.10	74.00	-36.90 Peak
3	4824.000	8.92	32.00	56.18	54.47	39.21	74.00	-34.79 peak
4	7236.000	11.10	36.60	56.51	56.37	47.56	74.00	-26.44 peak
5	9648.000	12.49	38.70	54.42	50.96	47.73	74.00	-26.27 peak
6	pp11076.100	14.14	39.48	53.52	50.07	50.17	74.00	-23.83 Peak



Test Mode: 08; Polarity: Vertical; Modulation:802.11n; Bandwidth:20MHz; Channel:Low



Condition: 3m VERTICAL

Job No : 03810WM/03809WM

Mode : 2412 TX RSE

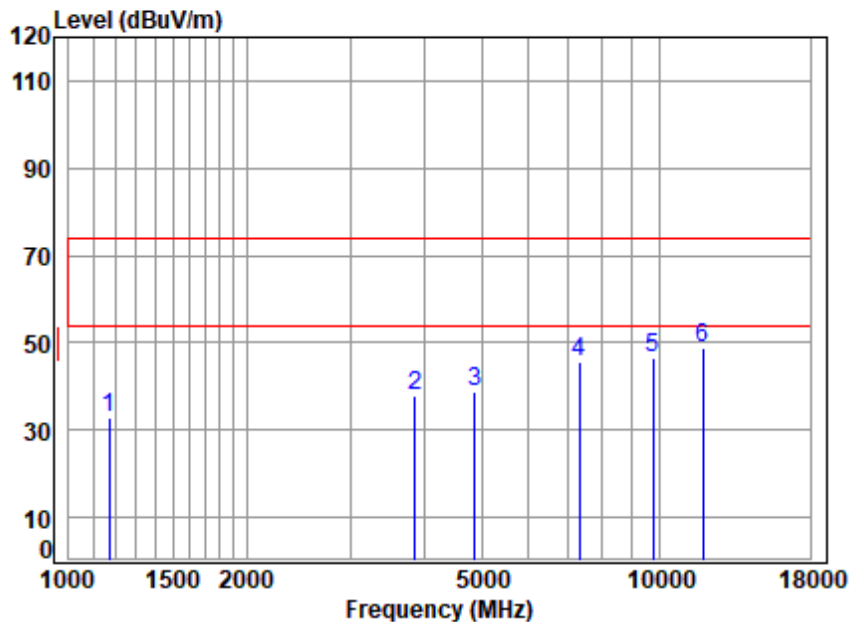
: 2.4G WIFI 11N20

	Cable	Ant	Preamp	Read		Limit	Over	
Freq	Loss	Factor	Factor	Level	Level	Line	Limit	Remark
MHz	dB	dB/m	dB	dBuV	dBuV/m	dBuV/m	dB	
1	1106.457	7.11	25.57	54.70	54.36	32.34	74.00	-41.66 peak
2	3587.818	7.76	29.88	55.35	57.64	39.93	74.00	-34.07 peak
3	4824.000	8.92	32.00	56.18	58.78	43.52	74.00	-30.48 peak
4	7236.000	11.10	36.60	56.51	56.23	47.42	74.00	-26.58 peak
5 pp	8343.918	11.63	38.60	55.59	53.14	47.78	74.00	-26.22 Peak
6	9648.000	12.49	38.70	54.42	50.40	47.17	74.00	-26.83 peak





Test Mode: 08; Polarity: Horizontal; Modulation:802.11n; Bandwidth:20MHz; Channel:middle



Condition: 3m HORIZONTAL

Job No : 03810WM/03809WM

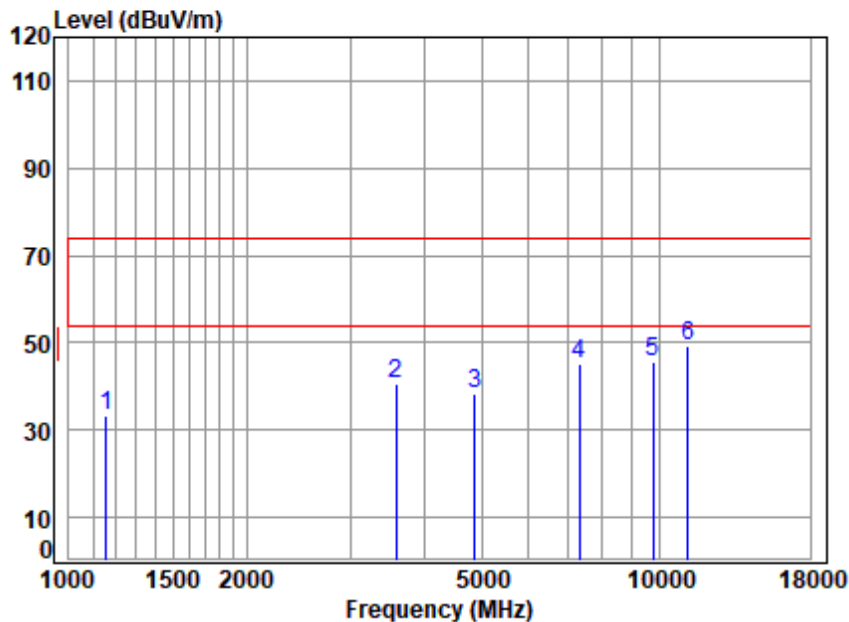
Mode : 2437 TX RSE

: 2.4G WIFI 11N20

	Cable	Ant	Preamp	Read		Limit	Over	
Freq	Loss	Factor	Factor	Level	Level	Line	Limit	Remark
MHz	dB	dB/m	dB	dBuV	dBuV/m	dBuV/m	dB	
1	1168.920	7.16	25.36	54.70	54.93	32.75	74.00	-41.25 peak
2	3856.668	8.04	29.81	55.51	55.32	37.66	74.00	-36.34 peak
3	4874.000	8.97	32.15	56.21	53.75	38.66	74.00	-35.34 peak
4	7311.000	11.11	36.72	56.45	54.38	45.76	74.00	-28.24 peak
5	9748.000	12.80	38.60	54.33	49.63	46.70	74.00	-27.30 peak
6	pp11837.450	14.61	39.64	53.75	48.49	48.99	74.00	-25.01 peak



Test Mode: 08; Polarity: Vertical; Modulation:802.11n; Bandwidth:20MHz; Channel:middle



Condition: 3m VERTICAL

Job No : 03810WM/03809WM

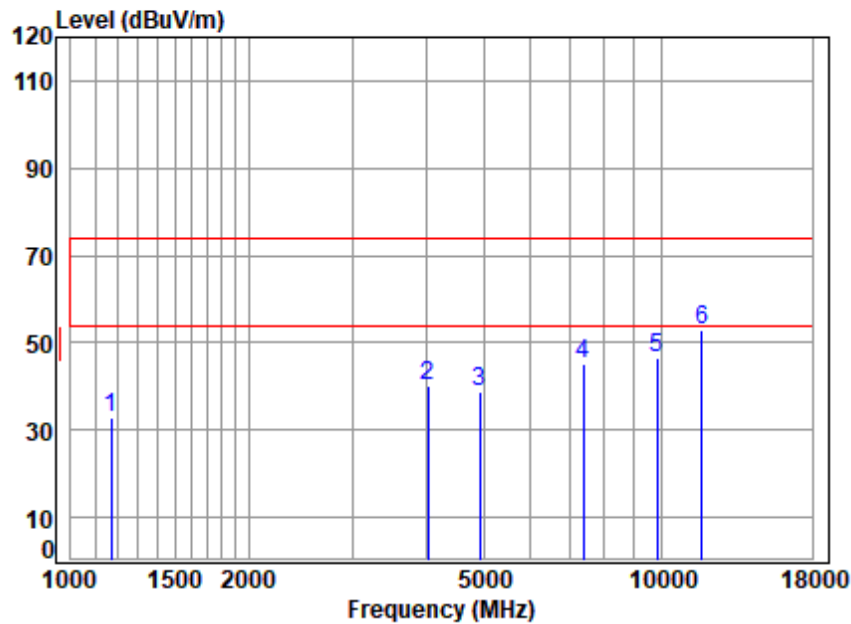
Mode : 2437 TX RSE

: 2.4G WIFI 11N20

	Cable	Ant	Preamp	Read		Limit	Over	
Freq	Loss	Factor	Factor	Level	Level	Line	Limit	Remark
MHz	dB	dB/m	dB	dBuV	dBuV/m	dBuV/m	dB	
1	1158.828	7.15	25.38	54.70	55.39	33.22	74.00	-40.78 peak
2	3587.818	7.76	29.88	55.35	58.41	40.70	74.00	-33.30 peak
3	4874.000	8.97	32.15	56.21	53.47	38.38	74.00	-35.62 peak
4	7311.000	11.11	36.72	56.45	54.00	45.38	74.00	-28.62 peak
5	9748.000	12.80	38.60	54.33	48.71	45.78	74.00	-28.22 peak
6	pp11172.560	14.21	39.57	53.55	48.93	49.16	74.00	-24.84 peak



Test Mode: 08; Polarity: Horizontal; Modulation:802.11n; Bandwidth:20MHz; Channel:High



Condition: 3m HORIZONTAL

Job No : 03810WM/03809WM

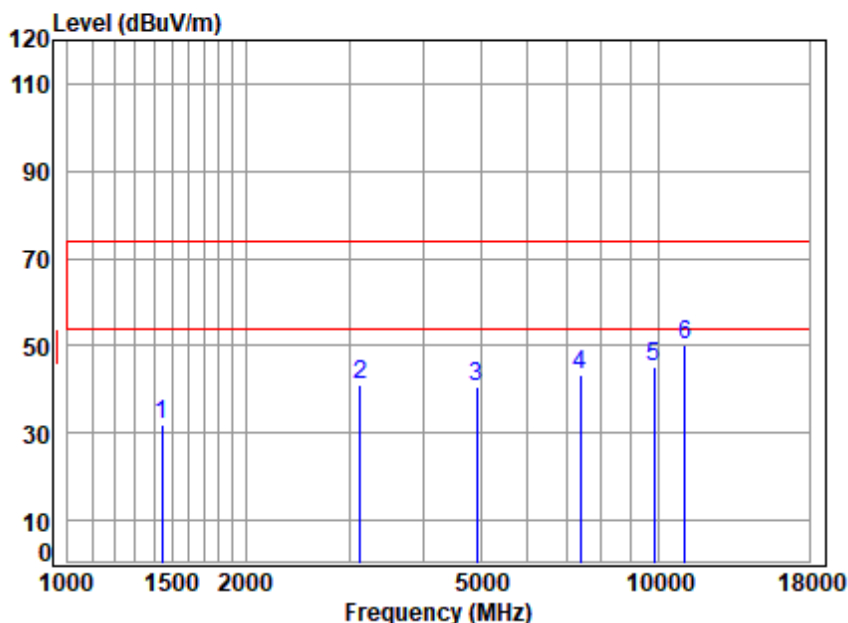
Mode : 2462 TX RSE

: 2.4G WIFI 11N20

	Cable	Ant	Preamp	Read		Limit	Over	
Freq	Loss	Factor	Factor	Level	Level	Line	Limit	Remark
MHz	dB	dB/m	dB	dBuV	dBuV/m	dBuV/m	dB	
1	1168.920	7.16	25.36	54.70	54.93	32.75	74.00	-41.25 peak
2	4027.554	8.19	30.26	55.62	57.48	40.31	74.00	-33.69 peak
3	4924.000	9.03	32.20	56.25	53.87	38.85	74.00	-35.15 peak
4	7386.000	11.19	36.73	56.39	53.63	45.16	74.00	-28.84 peak
5	9848.000	12.84	37.83	54.24	49.90	46.33	74.00	-27.67 peak
6	pp11701.380	14.39	39.50	53.71	52.67	52.85	74.00	-21.15 peak



Test Mode: 08; Polarity: Vertical; Modulation:802.11n; Bandwidth:20MHz; Channel:High



Condition: 3m VERTICAL

Job No : 03810WM/03809WM

Mode : 2462 TX RSE

: 2.4G WIFI 11N20

	Cable	Ant	Preamp	Read		Limit	Over	
Freq	Loss	Factor	Factor	Level	Level	Line	Limit	Remark
MHz	dB	dB/m	dB	dBuV	dBuV/m	dBuV/m	dB	
1	1443.509	7.21	25.09	54.70	54.42	32.02	74.00	-41.98 peak
2	3132.079	7.71	29.16	55.08	59.11	40.90	74.00	-33.10 peak
3	4924.000	9.03	32.20	56.25	55.65	40.63	74.00	-33.37 peak
4	7386.000	11.19	36.73	56.39	52.01	43.54	74.00	-30.46 peak
5	9848.000	12.84	37.83	54.24	48.64	45.07	74.00	-28.93 peak
6	pp11076.100	14.14	39.48	53.52	50.19	50.29	74.00	-23.71 peak





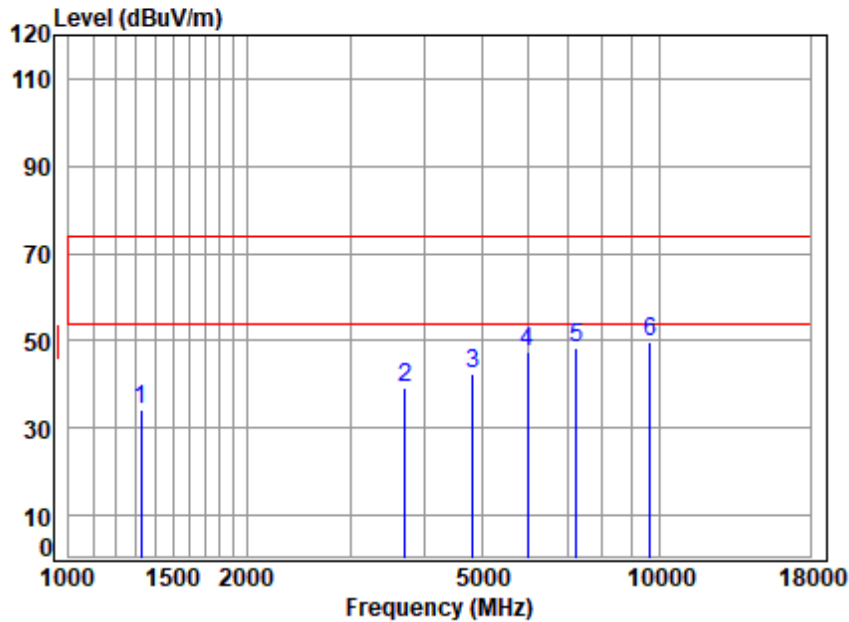
## SGS-CSTC Standards Technical Services Co., Ltd. Shenzhen Branch

SZEMC-TRF-01 Rev. A/1

Report No.: SZCR241000381004

Page: 101 of 289

Test Mode: 08; Polarity: Horizontal; Modulation: 802.11ax(Full RU0); Bandwidth: 20MHz; Channel: Low



Condition: 3m HORIZONTAL

Job No : 03810WM/03809WM

Mode : 2412 TX RSE

: 2.4G WIFI 11AX20

	Cable	Ant	Preamp	Read		Limit	Over	
Freq	Loss	Factor	Factor	Level	Level	Line	Limit	Remark
MHz	dB	dB/m	dB	dBuV	dBuV/m	dBuV/m	dB	
1	1323.614	7.16	25.15	54.70	56.69	34.30	74.00	-39.70 peak
2	3714.443	7.91	29.83	55.43	56.74	39.05	74.00	-34.95 peak
3	4824.000	8.92	32.00	56.18	57.55	42.29	74.00	-31.71 peak
4	5984.305	10.04	33.74	56.89	60.36	47.25	74.00	-26.75 Peak
5	7236.000	11.10	36.60	56.51	57.10	48.29	74.00	-25.71 peak
6 pp	9648.000	12.49	38.70	54.42	53.18	49.95	74.00	-24.05 peak



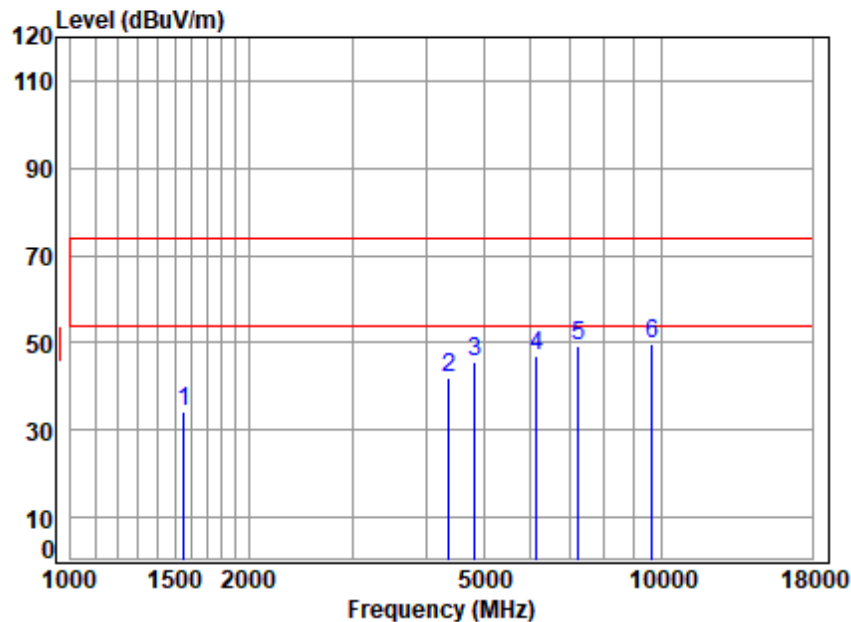
SGS-CSTC Standards Technical Services Co., Ltd.  
Shenzhen Branch Inspection & Testing Laboratory

Unless otherwise agreed in writing, this document is issued by the Company subject to its General Conditions of Service printed overleaf, available on request or accessible at <https://www.sgs.com/en/Terms-and-Conditions>. Attention is drawn to the limitation of liability, indemnification and jurisdiction issues defined therein. Any holder of this document is advised that information contained hereon reflects the Company's findings at the time of its intervention only and within the limits of Client's instructions, if any. The Company's sole responsibility is to its Client and this document does not exonerate parties to a transaction from exercising all their rights and obligations under the transaction documents. This document cannot be reproduced except in full, without prior written approval of the Company. Any unauthorized alteration, forgery or falsification of the content or appearance of this document is unlawful and offenders may be prosecuted to the fullest extent of the law. Unless otherwise stated the results shown in this test report refer only to the sample(s) tested and such sample(s) are retained for 30 days only.

Attention: To check the authenticity of testing / inspection report & certificate, please contact us at telephone: (86-755) 8307 1443, or email: [CN.Doccheck@sgs.com](mailto:CN.Doccheck@sgs.com)

No.1 Workshop, M-10, Middle Section, Science & Technology Park, Nanshan District, Shenzhen, Guangdong, China 518057 t (86-755) 26012053 f (86-755) 26710594 www.sgs.com.cn  
中国·广东·深圳市南山区科技园中区M-10栋1号厂房 邮编: 518057 t (86-755) 26012053 f (86-755) 26710594 sgs.china@sgs.com

Test Mode: 08; Polarity: Vertical; Modulation:802.11ax(Full RU0); Bandwidth:20MHz; Channel:Low



Condition: 3m VERTICAL

Job No : 03810WM/03809WM

Mode : 2412 TX RSE

: 2.4G WIFI 11AX20

		Cable	Ant	Preamp	Read		Limit	Over	
	Freq	Loss	Factor	Factor	Level	Level	Line	Limit	Remark
	MHz	dB	dB/m	dB	dBuV	dBuV/m	dBuV/m	dB	
1	1551.677	7.16	25.00	54.70	56.71	34.17	74.00	-39.83	peak
2	4367.058	8.51	31.27	55.86	57.97	41.89	74.00	-32.11	peak
3	4824.000	8.92	32.00	56.18	60.91	45.65	74.00	-28.35	peak
4	6142.019	10.40	34.12	56.87	59.16	46.81	74.00	-27.19	peak
5	7236.000	11.10	36.60	56.51	58.05	49.24	74.00	-24.76	peak
6 pp	9648.000	12.49	38.70	54.42	52.81	49.58	74.00	-24.42	peak



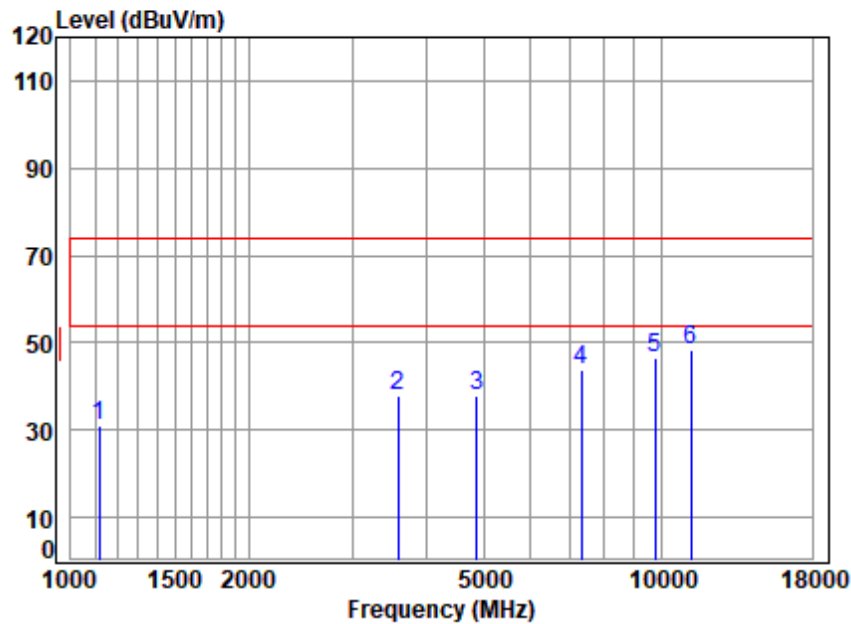
## SGS-CSTC Standards Technical Services Co., Ltd. Shenzhen Branch

SZEMC-TRF-01 Rev. A/1

Report No.: SZCR241000381004

Page: 103 of 289

Test Mode: 08; Polarity: Horizontal; Modulation: 802.11ax(Full RU0); Bandwidth: 20MHz; Channel: middle



Condition: 3m HORIZONTAL

Job No : 03810WM/03809WM

Mode : 2437 TX RSE

: 2.4G WIFI 11AX20

	Freq	Cable Loss	Ant Factor	Preamp Factor	Read Level	Level	Limit Line	Over Limit	Remark
	MHz	dB	dB/m	dB	dBuV	dBuV/m	dBuV/m	dB	
1	1119.323	7.12	25.52	54.70	53.08	31.02	74.00	-42.98	peak
2	3587.818	7.76	29.88	55.35	55.36	37.65	74.00	-36.35	peak
3	4874.000	8.97	32.15	56.21	53.12	38.03	74.00	-35.97	peak
4	7311.000	11.11	36.72	56.45	52.54	43.92	74.00	-30.08	peak
5	9748.000	12.80	38.60	54.33	49.32	46.39	74.00	-27.61	peak
6	pp11237.330	14.30	39.64	53.57	48.07	48.44	74.00	-25.56	peak



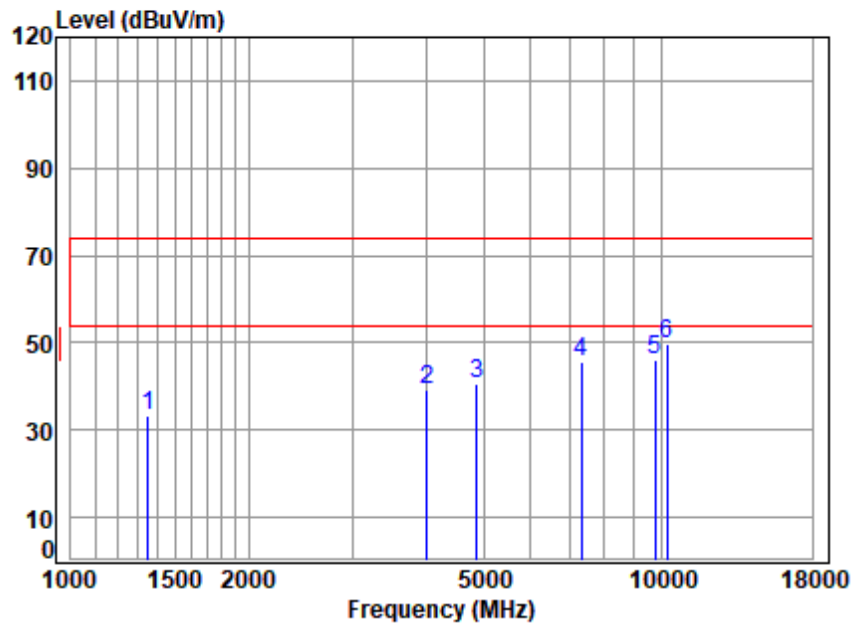
SGS-CSTC Standards Technical Services Co., Ltd.  
Shenzhen Branch Testing & Calibration Laboratory

Unless otherwise agreed in writing, this document is issued by the Company subject to its General Conditions of Service printed overleaf, available on request or accessible at <https://www.sgs.com/en/Terms-and-Conditions>. Attention is drawn to the limitation of liability, indemnification and jurisdiction issues defined therein. Any holder of this document is advised that information contained hereon reflects the Company's findings at the time of its intervention only and within the limits of Client's instructions, if any. The Company's sole responsibility is to its Client and this document does not exonerate parties to a transaction from exercising all their rights and obligations under the transaction documents. This document cannot be reproduced except in full, without prior written approval of the Company. Any unauthorized alteration, forgery or falsification of the content or appearance of this document is unlawful and offenders may be prosecuted to the fullest extent of the law. Unless otherwise stated the results shown in this test report refer only to the sample(s) tested and such sample(s) are retained for 30 days only.

Attention: To check the authenticity of testing / inspection report & certificate, please contact us at telephone: (86-755) 8307 1443, or email: [CN.Doccheck@sgs.com](mailto:CN.Doccheck@sgs.com)

No.1 Workshop, M-10, Middle Section, Science & Technology Park, Nanshan District, Shenzhen, Guangdong, China 518057 t (86-755) 26012053 f (86-755) 26710594 www.sgs.com.cn  
中国·广东·深圳市南山区科技园中区M-10栋1号厂房 邮编: 518057 t (86-755) 26012053 f (86-755) 26710594 sgs.china@sgs.com

Test Mode: 08; Polarity: Vertical; Modulation:802.11ax(Full RU0); Bandwidth:20MHz; Channel:middle



Condition: 3m VERTICAL

Job No : 03810WM/03809WM

Mode : 2437 TX RSE

: 2.4G WIFI 11AX20

		Cable	Ant	Preamp	Read		Limit	Over	
	Freq	Loss	Factor	Factor	Level	Level	Line	Limit	Remark
	MHz	dB	dB/m	dB	dBuV	dBuV/m	dBuV/m	dB	
1	1350.667	7.18	25.10	54.70	55.86	33.44	74.00	-40.56	peak
2	4004.339	8.13	30.21	55.60	56.50	39.24	74.00	-34.76	peak
3	4874.000	8.97	32.15	56.21	55.77	40.68	74.00	-33.32	peak
4	7311.000	11.11	36.72	56.45	54.06	45.44	74.00	-28.56	peak
5	9748.000	12.80	38.60	54.33	48.86	45.93	74.00	-28.07	peak
6	pp10244.580	13.12	39.06	53.95	51.57	49.80	74.00	-24.20	peak





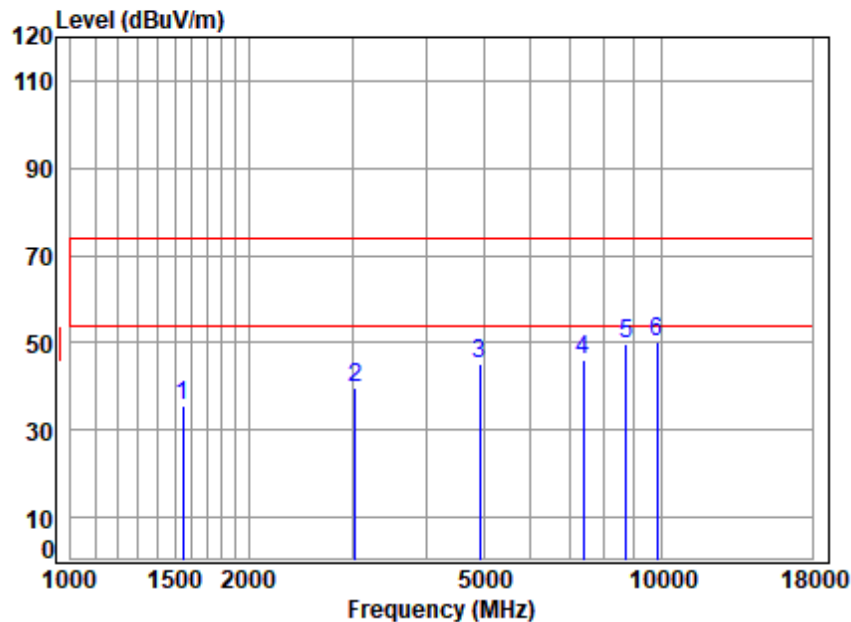
## SGS-CSTC Standards Technical Services Co., Ltd. Shenzhen Branch

SZEMC-TRF-01 Rev. A/1

Report No.: SZCR241000381004

Page: 105 of 289

Test Mode: 08; Polarity: Horizontal; Modulation:802.11ax(Full RU0); Bandwidth:20MHz; Channel:High



Condition: 3m HORIZONTAL

Job No : 03810WM/03809WM

Mode : 2462 TX RSE

: 2.4G WIFI 11AX20

	Freq	Cable Loss	Ant Factor	Preamp Factor	Read Level	Level	Limit	Over Limit	Remark
	MHz	dB	dB/m	dB	dBuV	dBuV/m	dBuV/m	dB	
1	1547.199	7.16	24.99	54.70	58.03	35.48	74.00	-38.52	peak
2	3034.063	8.03	29.14	55.02	57.45	39.60	74.00	-34.40	peak
3	4924.000	9.03	32.20	56.25	60.20	45.18	74.00	-28.82	peak
4	7386.000	11.19	36.73	56.39	54.68	46.21	74.00	-27.79	peak
5	8713.630	12.01	38.57	55.26	54.56	49.88	74.00	-24.12	Peak
6 pp	9848.000	12.84	37.83	54.24	53.88	50.31	74.00	-23.69	peak



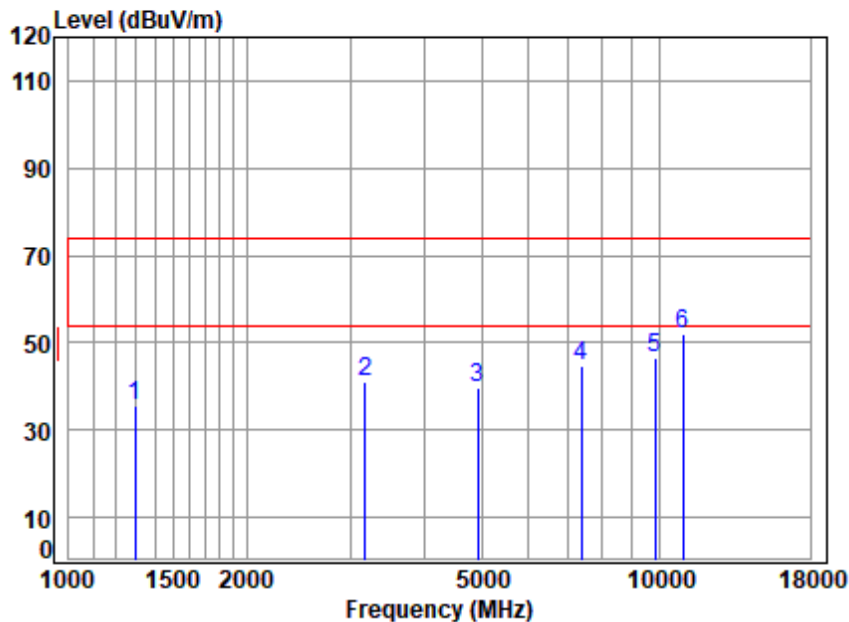
SGS-CSTC Standards Technical Services Co., Ltd.  
Shenzhen Branch Inspection & Testing Laboratory

Unless otherwise agreed in writing, this document is issued by the Company subject to its General Conditions of Service printed overleaf, available on request or accessible at <https://www.sgs.com/en/Terms-and-Conditions>. Attention is drawn to the limitation of liability, indemnification and jurisdiction issues defined therein. Any holder of this document is advised that information contained hereon reflects the Company's findings at the time of its intervention only and within the limits of Client's instructions, if any. The Company's sole responsibility is to its Client and this document does not exonerate parties to a transaction from exercising all their rights and obligations under the transaction documents. This document cannot be reproduced except in full, without prior written approval of the Company. Any unauthorized alteration, forgery or falsification of the content or appearance of this document is unlawful and offenders may be prosecuted to the fullest extent of the law. Unless otherwise stated the results shown in this test report refer only to the sample(s) tested and such sample(s) are retained for 30 days only.

Attention: To check the authenticity of testing /inspection report & certificate, please contact us at telephone: (86-755) 8307 1443, or email: [CN.Doccheck@sgs.com](mailto:CN.Doccheck@sgs.com)

No.1 Workshop, M-10, Middle Section, Science & Technology Park, Nanshan District, Shenzhen, Guangdong, China 518057 t (86-755) 26012053 f (86-755) 26710594 www.sgs.com.cn  
中国·广东·深圳市南山区科技园中区M-10栋1号厂房 邮编: 518057 t (86-755) 26012053 f (86-755) 26710594 sgs.china@sgs.com

Test Mode: 08; Polarity: Vertical; Modulation:802.11ax(Full RU0); Bandwidth:20MHz; Channel:High



Condition: 3m VERTICAL

Job No : 03810WM/03809WM

Mode : 2462 TX RSE

: 2.4G WIFI 11AX20

	Cable	Ant	Preamp	Read		Limit	Over	
Freq	Loss	Factor	Factor	Level	Level	Line	Limit	Remark
MHz	dB	dB/m	dB	dBuV	dBuV/m	dBuV/m	dB	
1	1293.359	7.15	25.21	54.70	57.73	35.39	74.00	-38.61 peak
2	3177.672	7.70	29.20	55.11	59.08	40.87	74.00	-33.13 peak
3	4924.000	9.03	32.20	56.25	54.51	39.49	74.00	-34.51 peak
4	7386.000	11.19	36.73	56.39	53.31	44.84	74.00	-29.16 peak
5	9848.000	12.84	37.83	54.24	50.05	46.48	74.00	-27.52 peak
6	pp10948.780	13.91	39.35	53.53	52.49	52.22	74.00	-21.78 peak



### 7.5 Conducted Output Power

Test Requirement 47 CFR Part 15, Subpart C 15.247(b)(3)

Test Method: ANSI C63.10 (2013) Section 11.9.2

Limit:

Frequency range(MHz)	Output power of the intentional radiator(watt)
902-928	1 for $\geq 50$ hopping channels
	0.25 for $25 \leq$ hopping channels $< 50$
	1 for digital modulation
2400-2483.5	1 for $\geq 75$ non-overlapping hopping channels
	0.125 for all other frequency hopping systems
	1 for digital modulation
5725-5850	1 for frequency hopping systems and digital modulation

#### 7.5.1 E.U.T. Operation

Operating Environment:

Temperature: 23.7 °C

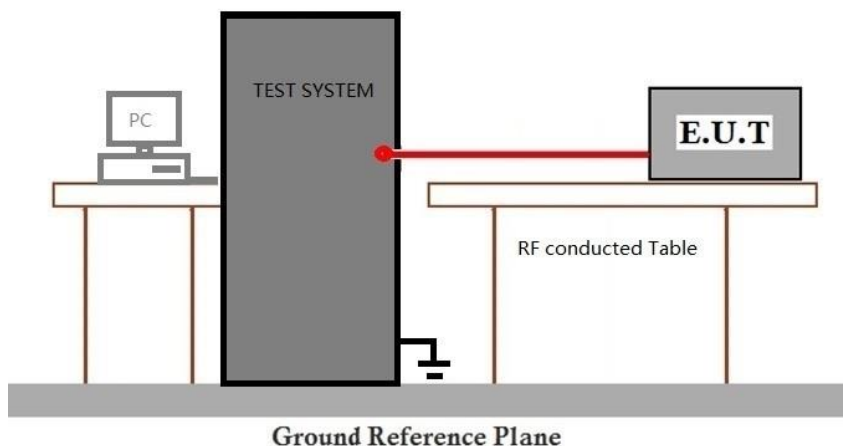
Humidity: 49.5 % RH

Atmospheric Pressure: 1020 mbar

#### 7.5.2 Test Mode Description

Pre-scan / Final test	Mode Code	Description
Final test	07	TX mode_Keep the EUT in continuously transmitting mode with all modulation types. Only the data of worst case is recorded in the report.

#### 7.5.3 Test Setup Diagram





## SGS-CSTC Standards Technical Services Co., Ltd. Shenzhen Branch

SZEMC-TRF-01 Rev. A/1

Report No.: SZCR241000381004

Page: 108 of 289

### 7.5.4 Measurement Procedure and Data

Please Refer to Appendix for Details



SGS-CSTC Standards Technical Services Co., Ltd.  
Shenzhen Branch Testing & Calibration Laboratory

Unless otherwise agreed in writing, this document is issued by the Company subject to its General Conditions of Service printed overleaf, available on request or accessible at <https://www.sgs.com/en/Terms-and-Conditions>. Attention is drawn to the limitation of liability, indemnification and jurisdiction issues defined therein. Any holder of this document is advised that information contained hereon reflects the Company's findings at the time of its intervention only and within the limits of Client's instructions, if any. The Company's sole responsibility is to its Client and this document does not exonerate parties to a transaction from exercising all their rights and obligations under the transaction documents. This document cannot be reproduced except in full, without prior written approval of the Company. Any unauthorized alteration, forgery or falsification of the content or appearance of this document is unlawful and offenders may be prosecuted to the fullest extent of the law. Unless otherwise stated the results shown in this test report refer only to the sample(s) tested and such sample(s) are retained for 30 days only.

Attention: To check the authenticity of testing / inspection report & certificate, please contact us at telephone: (86-755) 8307 1443,

or email: [CN.Doccheck@sgs.com](mailto:CN.Doccheck@sgs.com)

No.1 Workshop, M-10, Middle Section, Science & Technology Park, Nanshan District, Shenzhen, Guangdong, China 518057 t (86-755) 26012053 f (86-755) 26710594 [www.sgsgroup.com.cn](http://www.sgsgroup.com.cn)  
中国·广东·深圳市南山区科技园中区M-10栋1号厂房 邮编: 518057 t (86-755) 26012053 f (86-755) 26710594 [sgs.china@sgs.com](mailto:sgs.china@sgs.com)



### 7.6 Minimum 6dB Bandwidth

Test Requirement 47 CFR Part 15, Subpart C 15.247a(2)

Test Method: ANSI C63.10 (2013) Section 11.8.1

Limit:

≥500 kHz

#### 7.6.1 E.U.T. Operation

Operating Environment:

Temperature: 23.7 °C

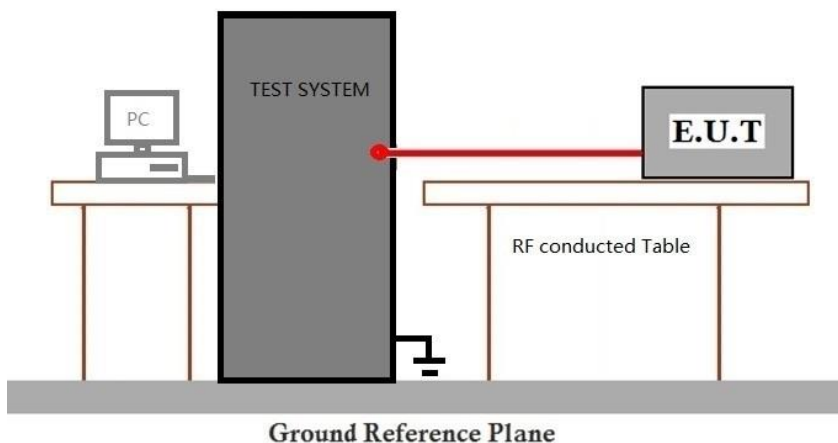
Humidity: 49.5 % RH

Atmospheric Pressure: 1020 mbar

#### 7.6.2 Test Mode Description

Pre-scan / Final test	Mode Code	Description
Final test	07	TX mode_Keep the EUT in continuously transmitting mode with all modulation types. Only the data of worst case is recorded in the report.

#### 7.6.3 Test Setup Diagram



#### 7.6.4 Measurement Procedure and Data

Please Refer to Appendix for Details



### 7.7 Power Spectrum Density

Test Requirement 47 CFR Part 15, Subpart C 15.247(e)

Test Method: ANSI C63.10 (2013) Section 11.10.2

Limit:

≤8dBm in any 3 kHz band during any time interval of continuous transmission

#### 7.7.1 E.U.T. Operation

Operating Environment:

Temperature: 23.7 °C

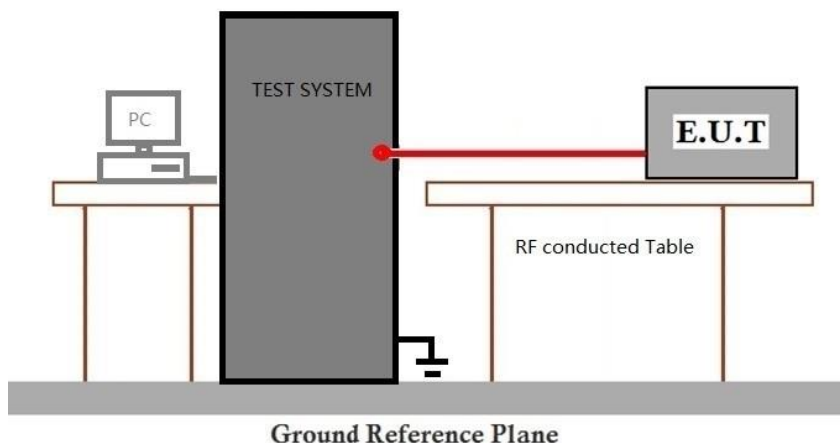
Humidity: 49.5 % RH

Atmospheric Pressure: 1020 mbar

#### 7.7.2 Test Mode Description

Pre-scan / Final test	Mode Code	Description
Final test	07	TX mode_Keep the EUT in continuously transmitting mode with all modulation types. Only the data of worst case is recorded in the report.

#### 7.7.3 Test Setup Diagram



#### 7.7.4 Measurement Procedure and Data

Please Refer to Appendix for Details



### 7.8 Conducted Band Edges Measurement

Test Requirement 47 CFR Part 15, Subpart C 15.247(d)  
Test Method: ANSI C63.10 (2013) Section 11.13.3.2

Limit:

In any 100 kHz bandwidth outside the frequency band in which the spread spectrum or digitally modulated intentional radiator is operating, the radio frequency power that is produced by the intentional radiator shall be at least 20 dB below that in the 100 kHz bandwidth within the band that contains the highest level of the desired power, based on either an RF conducted or a radiated measurement, provided the transmitter demonstrates compliance with the peak conducted power limits. If the transmitter complies with the conducted power limits based on the use of RMS averaging over a time interval, as permitted under paragraph (b)(3) of this section, the attenuation required under this paragraph shall be 30 dB instead of 20 dB. Attenuation below the general limits specified in §15.209(a) is not required. In addition, radiated emissions which fall in the restricted bands, as defined in §15.205(a), must also comply with the radiated emission limits specified in §15.209(a) (see §15.205(c)).

#### 7.8.1 E.U.T. Operation

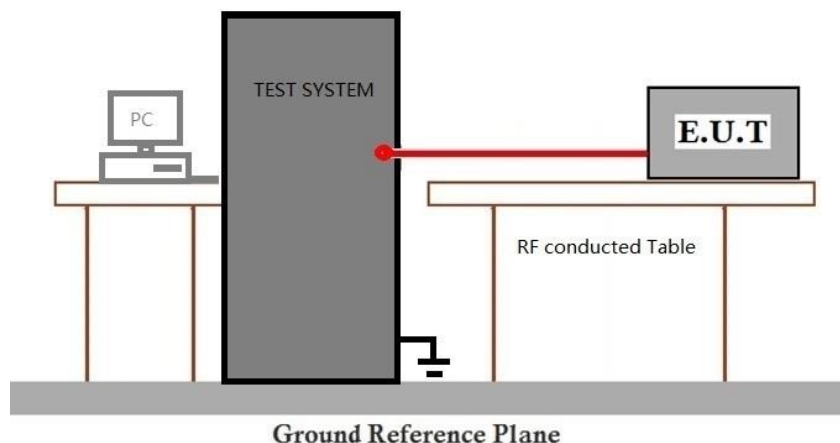
Operating Environment:

Temperature: 23.7 °C Humidity: 49.5 % RH Atmospheric Pressure: 1020 mbar

#### 7.8.2 Test Mode Description

Pre-scan / Final test	Mode Code	Description
Final test	07	TX mode_Keep the EUT in continuously transmitting mode with all modulation types. Only the data of worst case is recorded in the report.

#### 7.8.3 Test Setup Diagram



Unless otherwise agreed in writing, this document is issued by the Company subject to its General Conditions of Service printed overleaf, available on request or accessible at <https://www.sgs.com/en/Terms-and-Conditions>. Attention is drawn to the limitation of liability, indemnification and jurisdiction issues defined therein. Any holder of this document is advised that information contained hereon reflects the Company's findings at the time of its intervention only and within the limits of Client's instructions, if any. The Company's sole responsibility is to its Client and this document does not exonerate parties to a transaction from exercising all their rights and obligations under the transaction documents. This document cannot be reproduced except in full, without prior written approval of the Company. Any unauthorized alteration, forgery or falsification of the content or appearance of this document is unlawful and offenders may be prosecuted to the fullest extent of the law. Unless otherwise stated the results shown in this test report refer only to the sample(s) tested and such sample(s) are retained for 30 days only.

SGS-CSTC Standards Technical Services Co., Ltd.  
Shenzhen Branch Testing & Calibration Laboratory

Attention: To check the authenticity of testing /inspection report & certificate, please contact us at telephone: (86-755) 8307 1443, or email: CN.Doccheck@sgs.com  
No.1 Workshop, M-10, Middle Section, Science & Technology Park, Nanshan District, Shenzhen, Guangdong, China 518057 t (86-755) 26012053 f (86-755) 26710594 www.sgsgroup.com.cn  
中国·广东·深圳市南山区科技园中区M-10栋1号厂房 邮编: 518057 t (86-755) 26012053 f (86-755) 26710594 sgs.china@sgs.com



## SGS-CSTC Standards Technical Services Co., Ltd. Shenzhen Branch

SZEMC-TRF-01 Rev. A/1

Report No.: SZCR241000381004

Page: 112 of 289

### 7.8.4 Measurement Procedure and Data

Please Refer to Appendix for Details



SGS-CSTC Standards Technical Services Co., Ltd.  
Shenzhen Branch Testing & Calibration Laboratory

Unless otherwise agreed in writing, this document is issued by the Company subject to its General Conditions of Service printed overleaf, available on request or accessible at <https://www.sgs.com/en/Terms-and-Conditions>. Attention is drawn to the limitation of liability, indemnification and jurisdiction issues defined therein. Any holder of this document is advised that information contained hereon reflects the Company's findings at the time of its intervention only and within the limits of Client's instructions, if any. The Company's sole responsibility is to its Client and this document does not exonerate parties to a transaction from exercising all their rights and obligations under the transaction documents. This document cannot be reproduced except in full, without prior written approval of the Company. Any unauthorized alteration, forgery or falsification of the content or appearance of this document is unlawful and offenders may be prosecuted to the fullest extent of the law. Unless otherwise stated the results shown in this test report refer only to the sample(s) tested and such sample(s) are retained for 30 days only.

Attention: To check the authenticity of testing / inspection report & certificate, please contact us at telephone: (86-755) 8307 1443, or email: [CN.Doccheck@sgs.com](mailto:CN.Doccheck@sgs.com)

No.1 Workshop, M-10, Middle Section, Science & Technology Park, Nanshan District, Shenzhen, Guangdong, China 518057 t (86-755) 26012053 f (86-755) 26710594 [www.sgsgroup.com.cn](http://www.sgsgroup.com.cn)  
中国·广东·深圳市南山区科技园中区M-10栋1号厂房 邮编: 518057 t (86-755) 26012053 f (86-755) 26710594 [sgs.china@sgs.com](mailto:sgs.china@sgs.com)



### 7.9 Conducted Spurious Emissions

Test Requirement 47 CFR Part 15, Subpart C 15.247(d)

Test Method: ANSI C63.10 (2013) Section 11.11

Limit:

In any 100 kHz bandwidth outside the frequency band in which the spread spectrum or digitally modulated intentional radiator is operating, the radio frequency power that is produced by the intentional radiator shall be at least 20 dB below that in the 100 kHz bandwidth within the band that contains the highest level of the desired power, based on either an RF conducted or a radiated measurement, provided the transmitter demonstrates compliance with the peak conducted power limits. If the transmitter complies with the conducted power limits based on the use of RMS averaging over a time interval, as permitted under paragraph (b)(3) of this section, the attenuation required under this paragraph shall be 30 dB instead of 20 dB. Attenuation below the general limits specified in §15.209(a) is not required. In addition, radiated emissions which fall in the restricted bands, as defined in §15.205(a), must also comply with the radiated emission limits specified in §15.209(a) (see §15.205(c)).

#### 7.9.1 E.U.T. Operation

Operating Environment:

Temperature: 23.7 °C

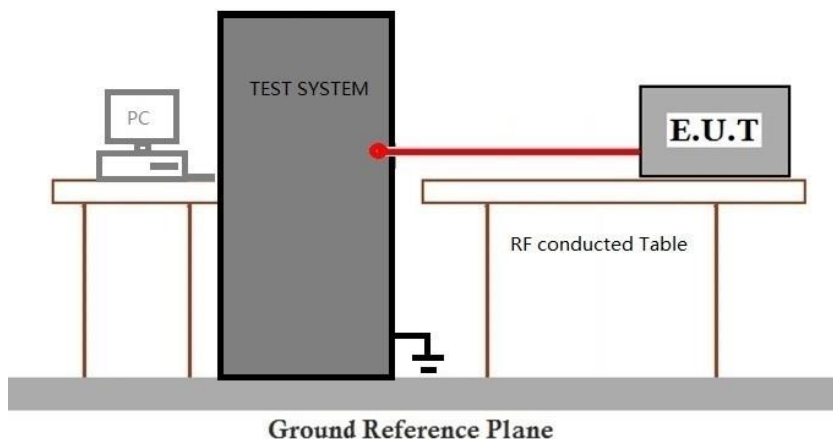
Humidity: 49.5 % RH

Atmospheric Pressure: 1020 mbar

#### 7.9.2 Test Mode Description

Pre-scan / Final test	Mode Code	Description
Final test	07	TX mode_Keep the EUT in continuously transmitting mode with all modulation types. Only the data of worst case is recorded in the report.

#### 7.9.3 Test Setup Diagram





## SGS-CSTC Standards Technical Services Co., Ltd. Shenzhen Branch

SZEMC-TRF-01 Rev. A/1

Report No.: SZCR241000381004

Page: 114 of 289

### 7.9.4 Measurement Procedure and Data

Please Refer to Appendix for Details



SGS-CSTC Standards Technical Services Co., Ltd.  
Shenzhen Branch Testing & Calibration Laboratory

Unless otherwise agreed in writing, this document is issued by the Company subject to its General Conditions of Service printed overleaf, available on request or accessible at <https://www.sgs.com/en/Terms-and-Conditions>. Attention is drawn to the limitation of liability, indemnification and jurisdiction issues defined therein. Any holder of this document is advised that information contained hereon reflects the Company's findings at the time of its intervention only and within the limits of Client's instructions, if any. The Company's sole responsibility is to its Client and this document does not exonerate parties to a transaction from exercising all their rights and obligations under the transaction documents. This document cannot be reproduced except in full, without prior written approval of the Company. Any unauthorized alteration, forgery or falsification of the content or appearance of this document is unlawful and offenders may be prosecuted to the fullest extent of the law. Unless otherwise stated the results shown in this test report refer only to the sample(s) tested and such sample(s) are retained for 30 days only.

Attention: To check the authenticity of testing / inspection report & certificate, please contact us at telephone: (86-755) 8307 1443, or email: [CN.Doccheck@sgs.com](mailto:CN.Doccheck@sgs.com)

No.1 Workshop, M-10, Middle Section, Science & Technology Park, Nanshan District, Shenzhen, Guangdong, China 518057 t (86-755) 26012053 f (86-755) 26710594 [www.sgsgroup.com.cn](http://www.sgsgroup.com.cn)  
中国·广东·深圳市南山区科技园中区M-10栋1号厂房 邮编: 518057 t (86-755) 26012053 f (86-755) 26710594 [sgs.china@sgs.com](mailto:sgs.china@sgs.com)

### 8 Test Setup Photo

Refer to Appendix – WLAN Test Setup Photo for SZCR2410003810WM



## 9 EUT Constructional Details (EUT Photos)

Refer to Appendix\_Photographs of EUT Constructional Details for SZCR2410003810WM





## 10 Appendix

Remark: due to test software design, test data appendix for ant1 refers to ant 9 of the EUT, ant2 refers to ant 10 of the EUT.

### 1. Duty Cycle

#### 1.1 Test Result

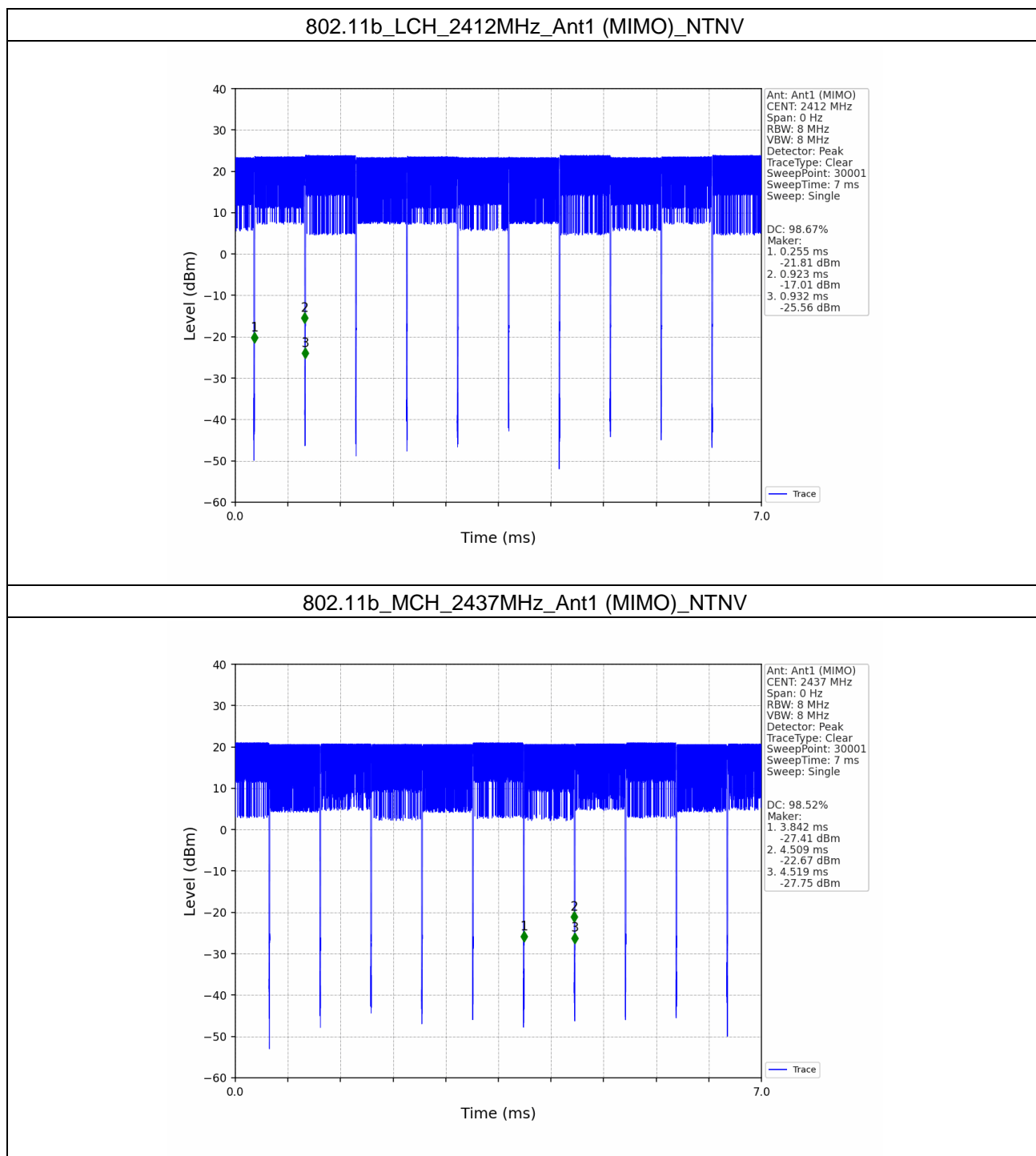
##### 1.1.1 Ant1

Ant1									
Mode	TX Type	Frequency (MHz)	RU	RU Pos	T_on (ms)	Period (ms)	Duty Cycle (%)	Duty Cycle Correction Factor (dB)	Max. DC Variation (%)
802.11b	MIMO	2412	/	/	0.668	0.677	98.67	0.06	0.03
		2437	/	/	0.667	0.677	98.52	0.06	0.10
		2462	/	/	0.668	0.677	98.67	0.06	0.07
802.11g	MIMO	2412	/	/	2.096	2.112	99.24	0.03	0.03
		2437	/	/	2.097	2.112	99.29	0.03	0.03
		2462	/	/	2.097	2.112	99.29	0.03	0.03
802.11n (HT20)	MIMO	2412	/	/	5.428	5.444	99.71	0.01	0.04
		2437	/	/	5.428	5.443	99.72	0.01	0.00
		2462	/	/	5.428	5.444	99.71	0.01	0.04
802.11n (HT40)	MIMO	2422	/	/	5.428	5.445	99.69	0.01	0.03
		2437	/	/	5.428	5.443	99.72	0.01	0.00
		2452	/	/	5.428	5.444	99.71	0.01	0.04
802.11ax (HEW20)	MIMO	2412	RU242	Left	5.445	5.462	99.69	0.01	0.03
		2437	RU242	Left	5.446	5.462	99.71	0.01	0.04
		2462	RU242	Left	5.446	5.462	99.71	0.01	0.04
802.11ax (HEW40)	MIMO	2422	RU484	Left	5.444	5.460	99.71	0.01	0.04
		2437	RU484	Left	5.445	5.460	99.73	0.01	0.00
		2452	RU484	Left	5.444	5.460	99.71	0.01	0.04

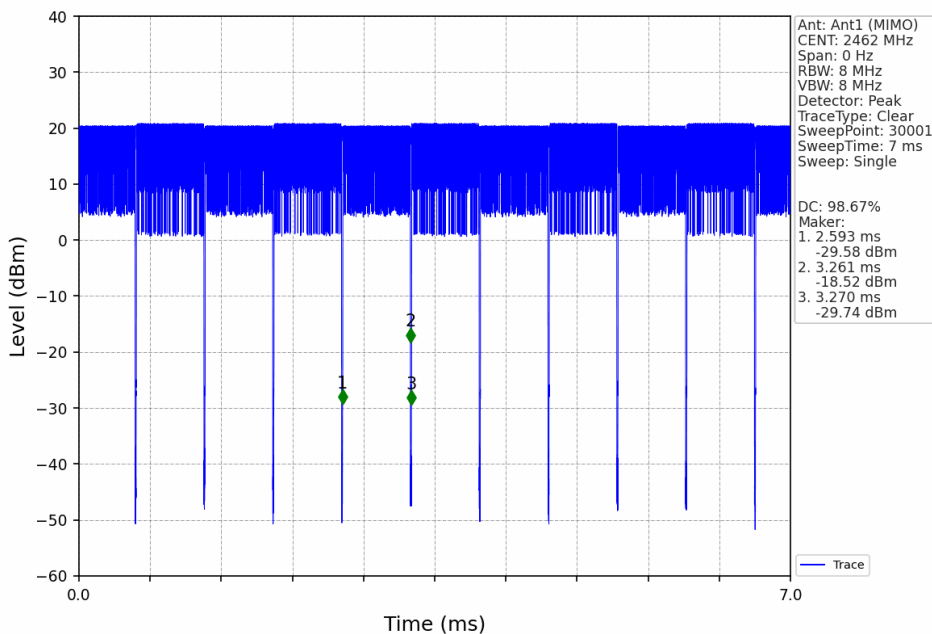


### 1.2 Test Graph

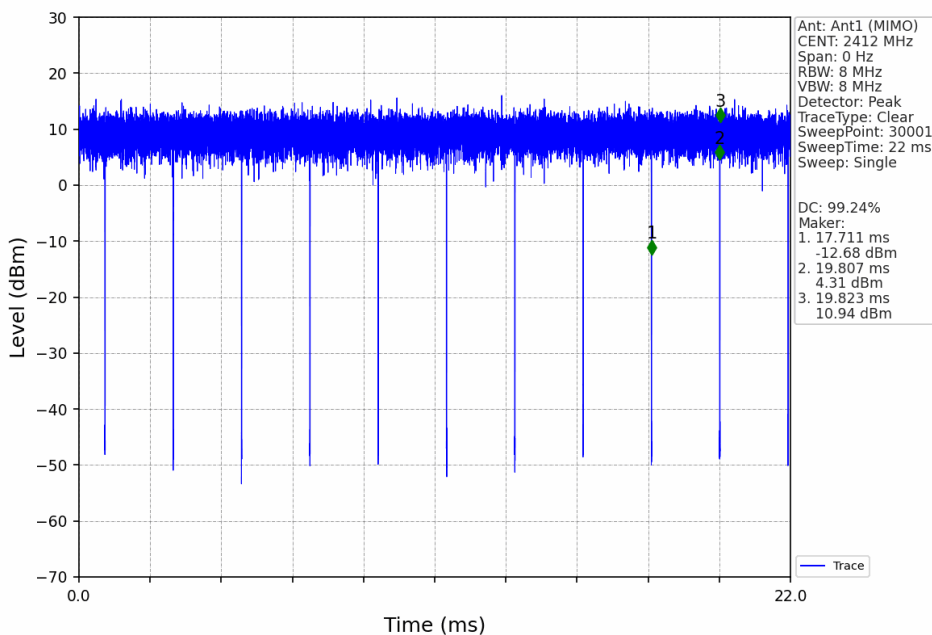
#### 1.2.1 Ant1



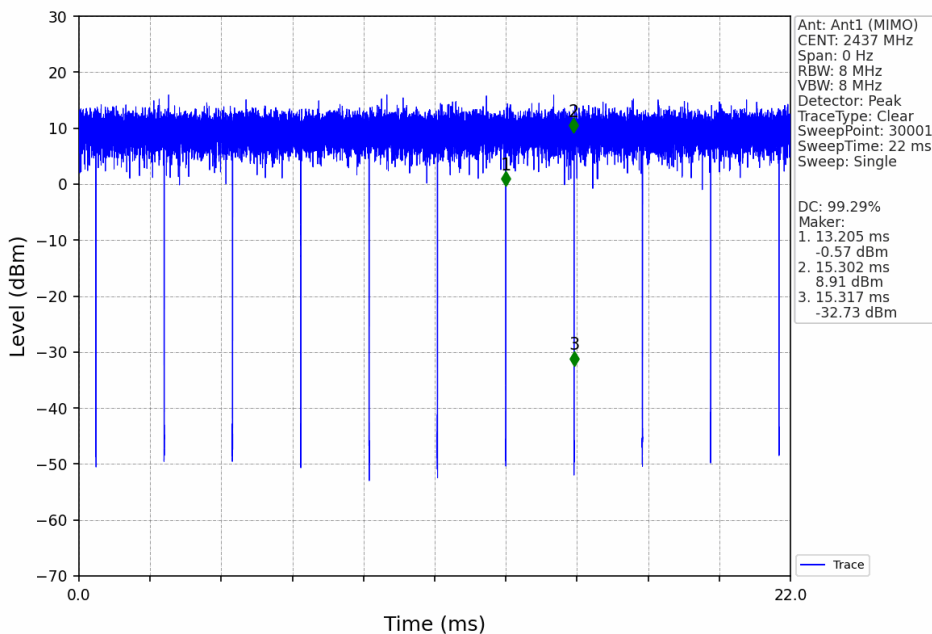
### 802.11b\_HCH\_2462MHz\_Ant1 (MIMO)\_NTNV



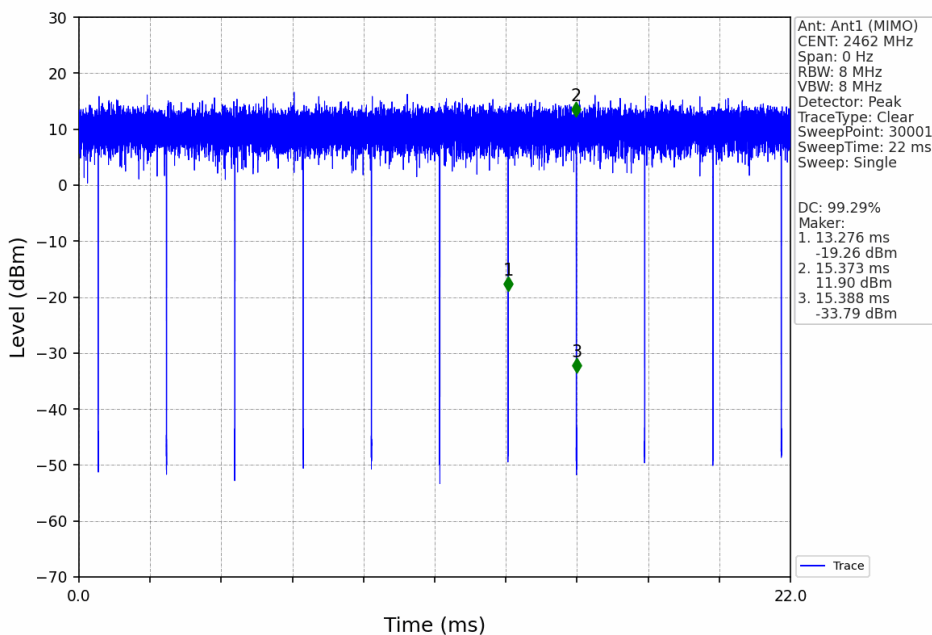
### 802.11g\_LCH\_2412MHz\_Ant1 (MIMO)\_NTNV



### 802.11g\_MCH\_2437MHz\_Ant1 (MIMO)\_NTNV

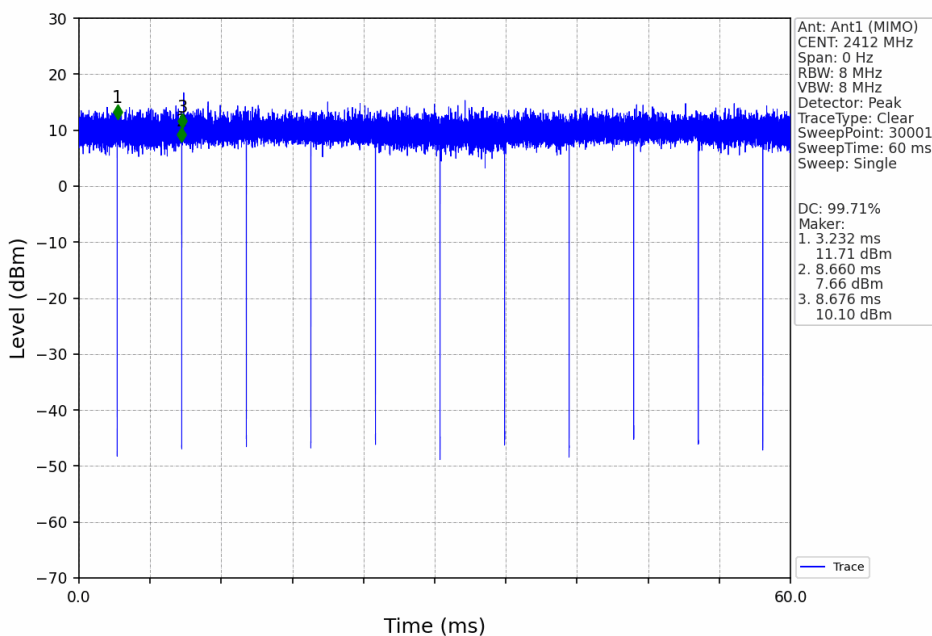


### 802.11g\_HCH\_2462MHz\_Ant1 (MIMO)\_NTNV

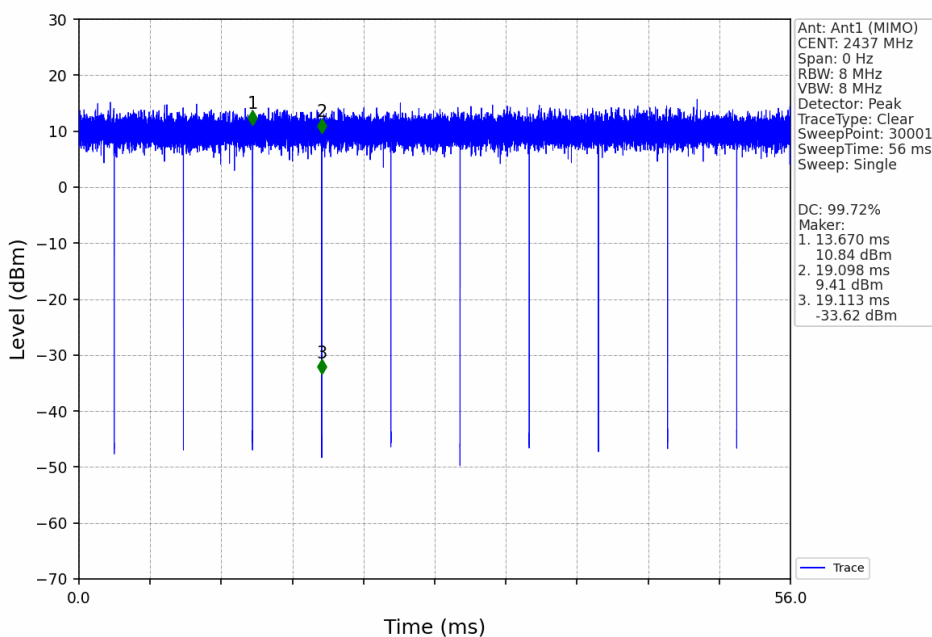




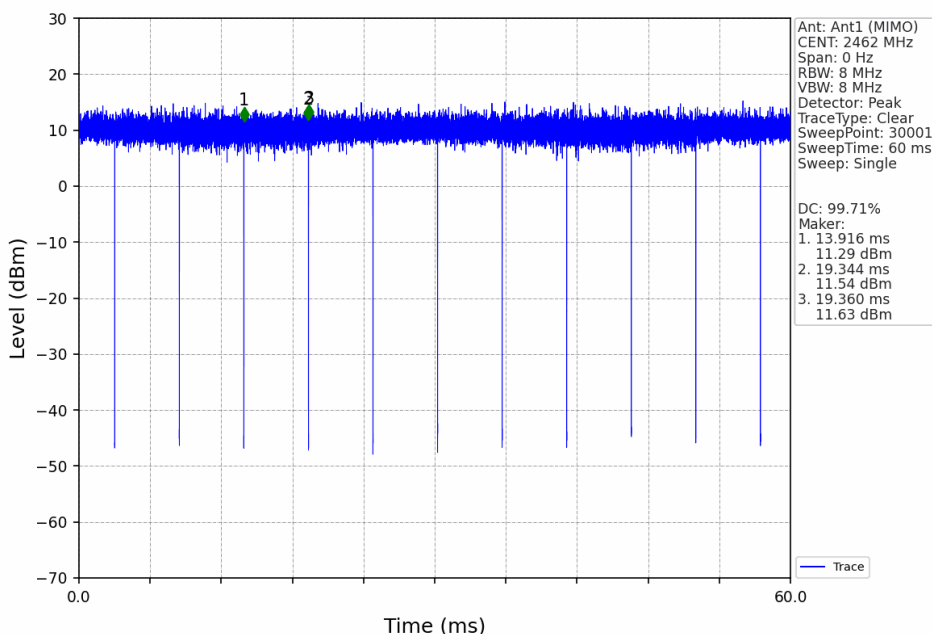
### 802.11n(HT20)\_LCH\_2412MHz\_Ant1 (MIMO)\_NTNV



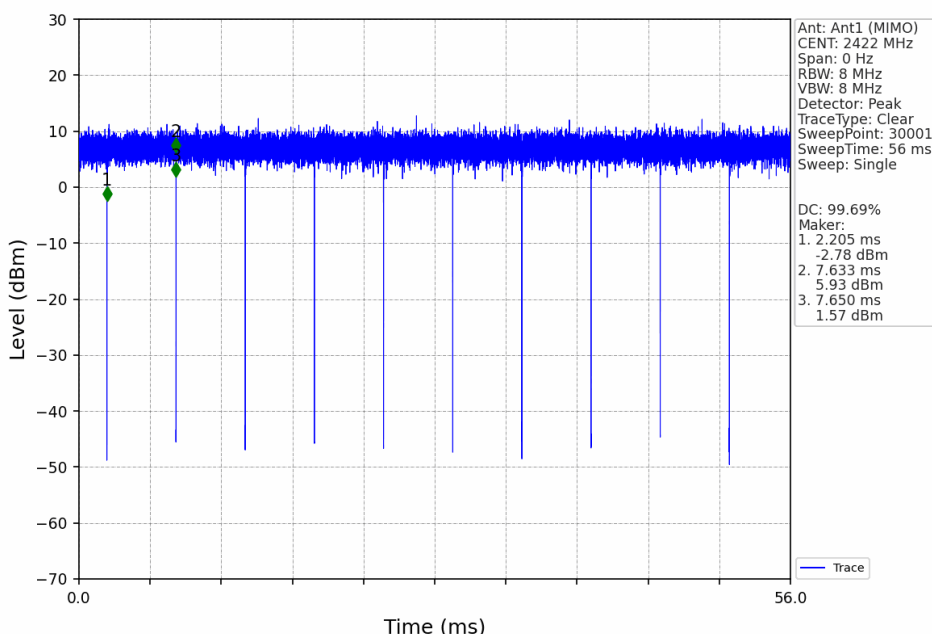
### 802.11n(HT20)\_MCH\_2437MHz\_Ant1 (MIMO)\_NTNV



### 802.11n(HT20)\_HCH\_2462MHz\_Ant1 (MIMO)\_NTNV



### 802.11n(HT40)\_LCH\_2422MHz\_Ant1 (MIMO)\_NTNV



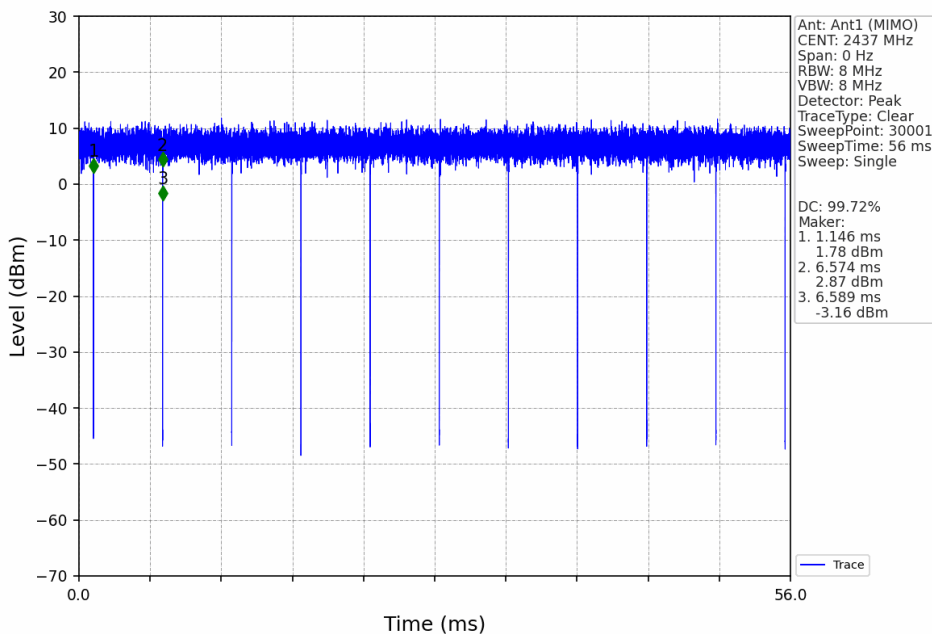
Unless otherwise agreed in writing, this document is issued by the Company subject to its General Conditions of Service printed overleaf, available on request or accessible at <https://www.sgs.com/en/Terms-and-Conditions>. Attention is drawn to the limitation of liability, indemnification and jurisdiction issues defined therein. Any holder of this document is advised that information contained hereon reflects the Company's findings at the time of its intervention only and within the limits of Client's instructions, if any. The Company's sole responsibility is to its Client and this document does not exonerate parties to a transaction from exercising all their rights and obligations under the transaction documents. This document cannot be reproduced except in full, without prior written approval of the Company. Any unauthorized alteration, forgery or falsification of the content or appearance of this document is unlawful and offenders may be prosecuted to the fullest extent of the law. Unless otherwise stated the results shown in this test report refer only to the sample(s) tested and such sample(s) are retained for 30 days only.

Attention: To check the authenticity of testing /inspection report & certificate, please contact us at telephone: (86-755) 8307 1443, or email: [CN.Doccheck@sgs.com](mailto:CN.Doccheck@sgs.com)

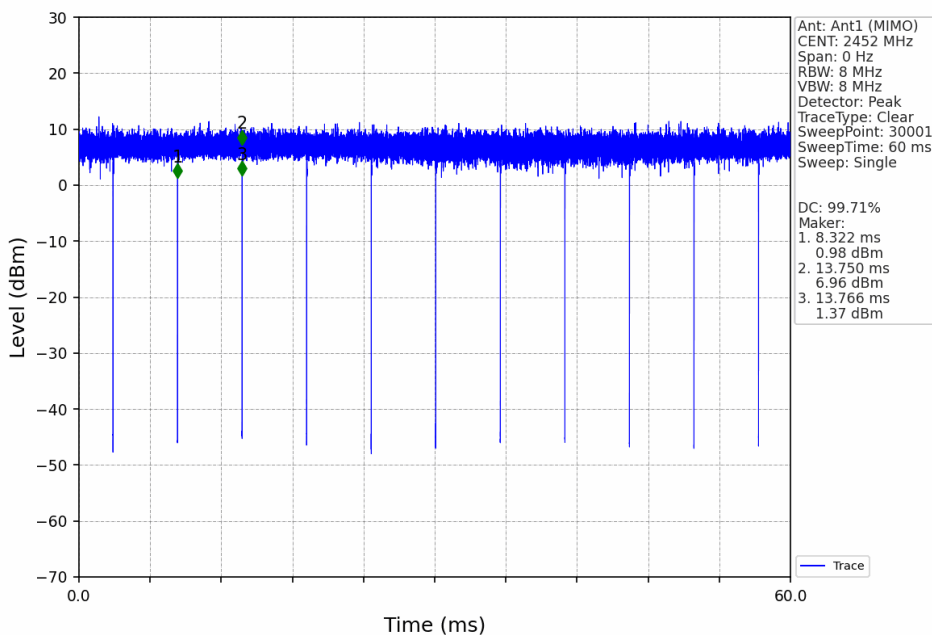
SGS-CSTC Standards Technical Services Co., Ltd.  
Shenzhen Branch (Shenzhen) Laboratory

No.1 Workshop, M-10, Middle Section, Science & Technology Park, Nanshan District, Shenzhen, Guangdong, China 518057 t (86-755) 26012053 f (86-755) 26710594 www.sgsgroup.com.cn  
中国·广东·深圳市南山区科技园中区M-10栋1号厂房 邮编: 518057 t (86-755) 26012053 f (86-755) 26710594 sgs.china@sgs.com

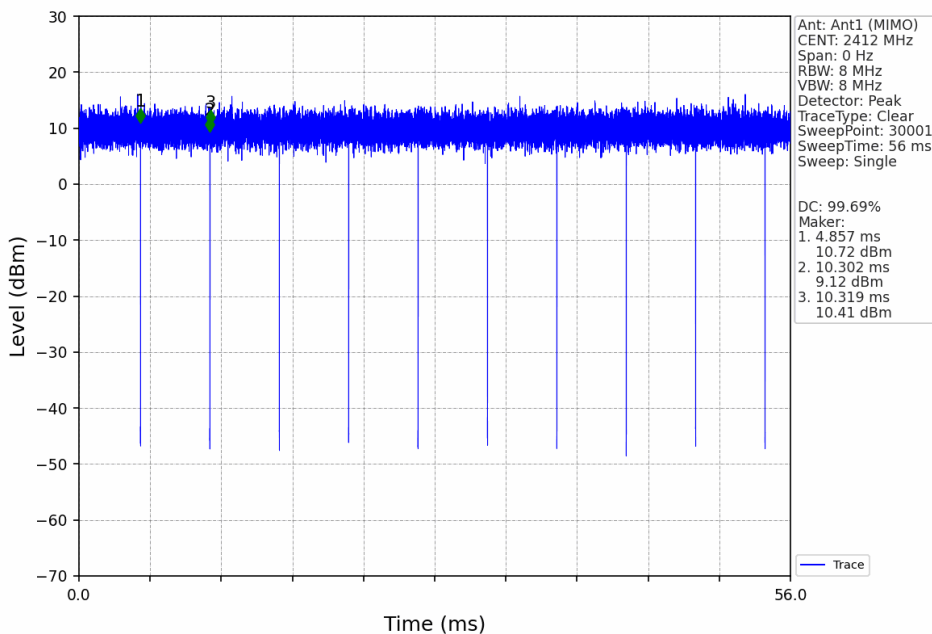
### 802.11n(HT40)\_MCH\_2437MHz\_Ant1 (MIMO)\_NTNV



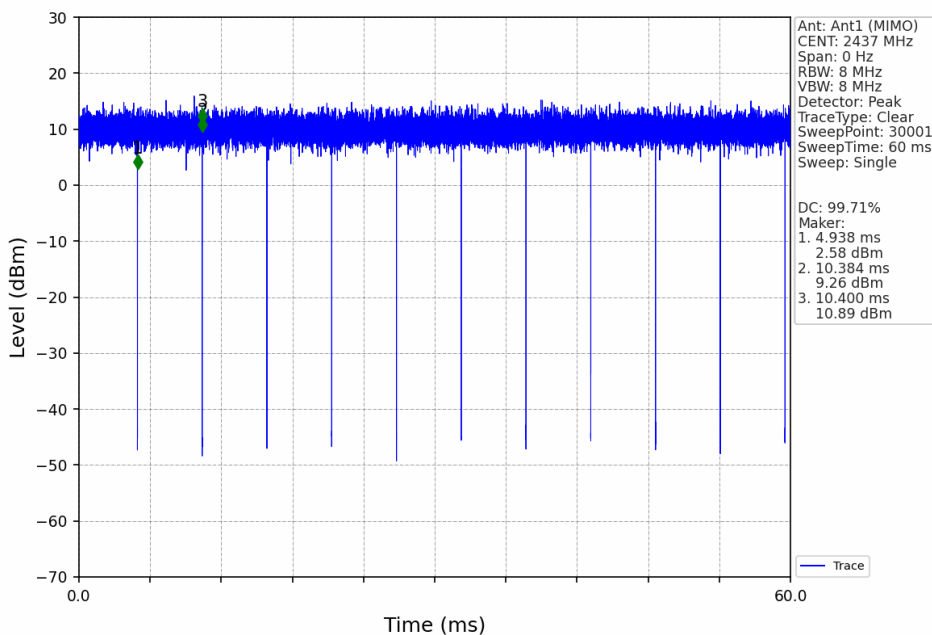
### 802.11n(HT40)\_HCH\_2452MHz\_Ant1 (MIMO)\_NTNV



### 802.11ax(HEW20)\_LCH\_2412MHz\_RU242\_Left\_Ant1 (MIMO)\_NTNV



### 802.11ax(HEW20)\_MCH\_2437MHz\_RU242\_Left\_Ant1 (MIMO)\_NTNV



Unless otherwise agreed in writing, this document is issued by the Company subject to its General Conditions of Service printed overleaf, available on request or accessible at <https://www.sgs.com/en/Terms-and-Conditions>. Attention is drawn to the limitation of liability, indemnification and jurisdiction issues defined therein. Any holder of this document is advised that information contained hereon reflects the Company's findings at the time of its intervention only and within the limits of Client's instructions, if any. The Company's sole responsibility is to its Client and this document does not exonerate parties to a transaction from exercising all their rights and obligations under the transaction documents. This document cannot be reproduced except in full, without prior written approval of the Company. Any unauthorized alteration, forgery or falsification of the content or appearance of this test report is unlawful and offenders may be prosecuted to the fullest extent of the law. Unless otherwise stated the results shown in this test report refer only to the sample(s) tested and such sample(s) are retained for 30 days only.

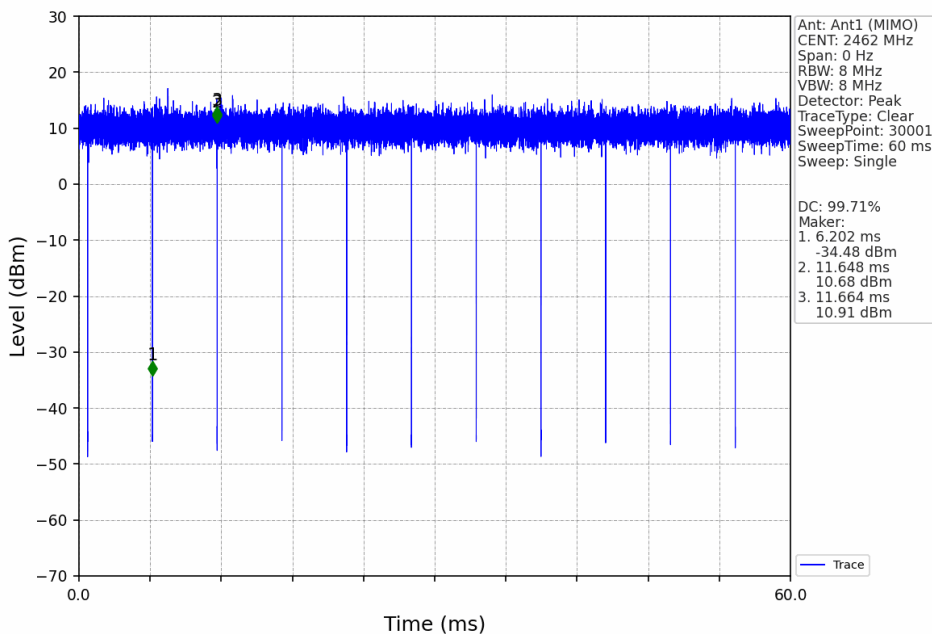
Attention: To check the authenticity of testing /inspection report & certificate, please contact us at telephone: (86-755) 8307 1443, or email: [CN.Doccheck@sgs.com](mailto:CN.Doccheck@sgs.com)

SGS-CSTC Standards Technical Services Co., Ltd.  
Shenzhen Branch (Shenzhen) Laboratory

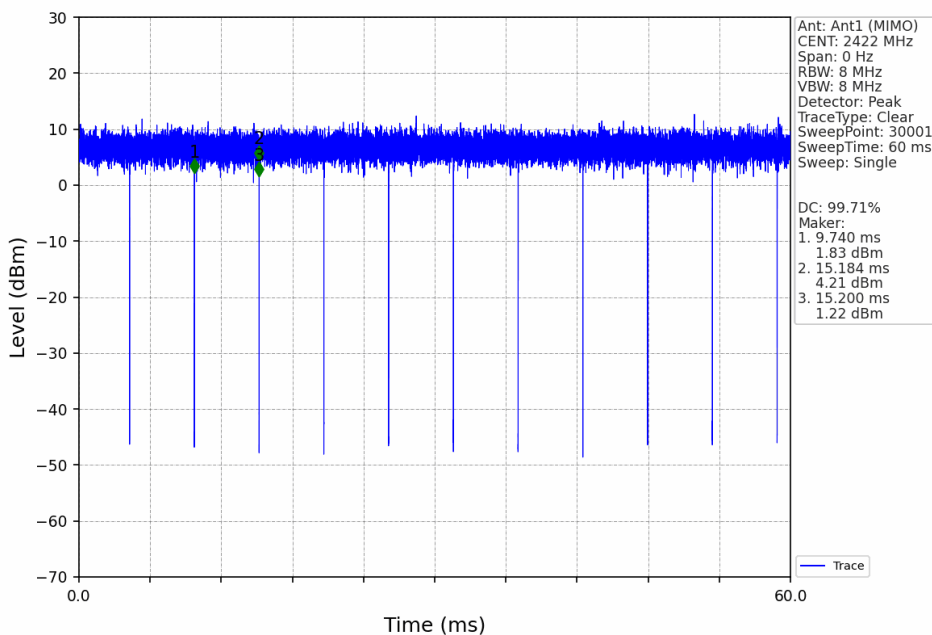
No.1 Workshop, M-10, Middle Section, Science & Technology Park, Nanshan District, Shenzhen, Guangdong, China 518057 t (86-755) 26012053 f (86-755) 26710594 www.sgs.com.cn  
中国·广东·深圳市南山区科技园中区M-10栋1号厂房 邮编: 518057 t (86-755) 26012053 f (86-755) 26710594 sgs.china@sgs.com



802.11ax(HEW20)\_HCH\_2462MHz\_RU242\_Left\_Ant1 (MIMO)\_NTNV



802.11ax(HEW40)\_LCH\_2422MHz\_RU484\_Left\_Ant1 (MIMO)\_NTNV



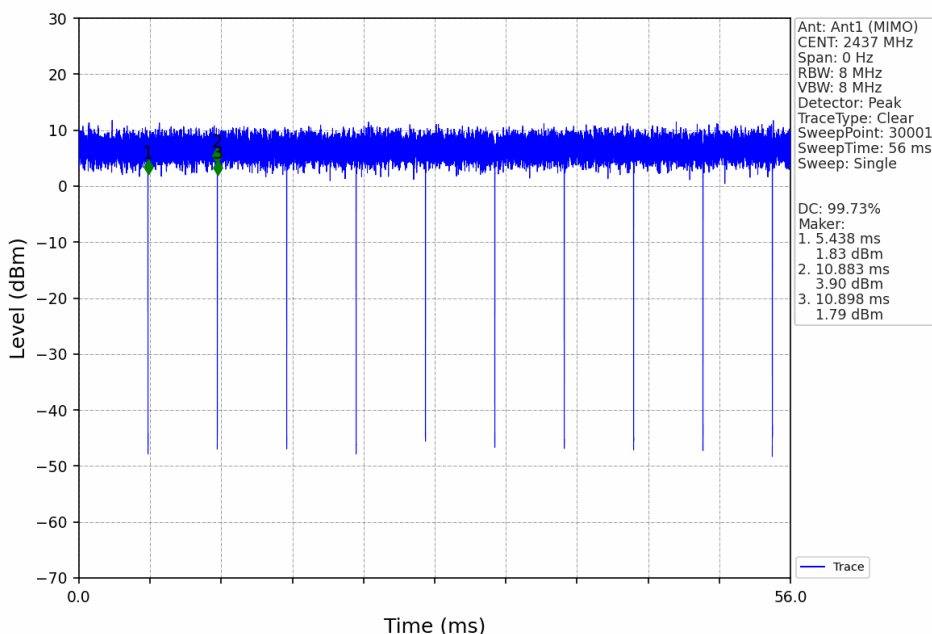
Unless otherwise agreed in writing, this document is issued by the Company subject to its General Conditions of Service printed overleaf, available on request or accessible at <https://www.sgs.com/en/Terms-and-Conditions>. Attention is drawn to the limitation of liability, indemnification and jurisdiction issues defined therein. Any holder of this document is advised that information contained hereon reflects the Company's findings at the time of its intervention only and within the limits of Client's instructions, if any. The Company's sole responsibility is to its Client and this document does not exonerate parties to a transaction from exercising all their rights and obligations under the transaction documents. This document cannot be reproduced except in full, without prior written approval of the Company. Any unauthorized alteration, forgery or falsification of the content or appearance of this document is unlawful and offenders may be prosecuted to the fullest extent of the law. Unless otherwise stated the results shown in this test report refer only to the sample(s) tested and such sample(s) are retained for 30 days only.

Attention: To check the authenticity of testing /inspection report & certificate, please contact us at telephone: (86-755) 8307 1443, or email: [CN.Doccheck@sgs.com](mailto:CN.Doccheck@sgs.com)

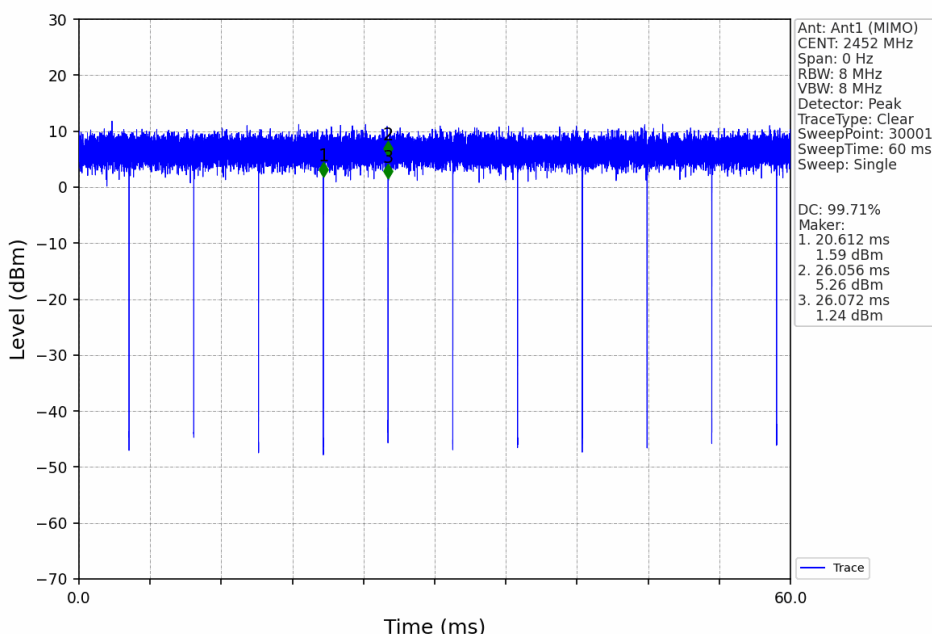
SGS-CSTC Standards Technical Services Co., Ltd.  
Shenzhen Branch (Shenzhen) Laboratory

No.1 Workshop, M-10, Middle Section, Science & Technology Park, Nanshan District, Shenzhen, Guangdong, China 518057 t (86-755) 26012053 f (86-755) 26710594 www.sgsgroup.com.cn  
中国·广东·深圳市南山区科技园中区M-10栋1号厂房 邮编: 518057 t (86-755) 26012053 f (86-755) 26710594 sgs.china@sgs.com

### 802.11ax(HEW40)\_MCH\_2437MHz\_RU484\_Left\_Ant1 (MIMO)\_NTNV



### 802.11ax(HEW40)\_HCH\_2452MHz\_RU484\_Left\_Ant1 (MIMO)\_NTNV



## 2. Bandwidth

### 2.1 Test Result

#### 2.1.1 OBW

Mode	TX Type	Frequency (MHz)	RU	RU Pos	ANT	99% Occupied Bandwidth (MHz)		Verdict
						Result	Limit	
802.11b	MIMO	2412	/	/	1	15.490	/	Pass
		2437	/	/	1	14.682	/	Pass
		2462	/	/	1	13.995	/	Pass
802.11g	MIMO	2412	/	/	1	16.794	/	Pass
		2437	/	/	1	16.866	/	Pass
		2462	/	/	1	16.830	/	Pass
802.11n (HT20)	MIMO	2412	/	/	1	17.924	/	Pass
		2437	/	/	1	17.975	/	Pass
		2462	/	/	1	17.916	/	Pass
802.11n (HT40)	MIMO	2422	/	/	1	36.244	/	Pass
		2437	/	/	1	36.355	/	Pass
		2452	/	/	1	36.208	/	Pass
802.11ax (HEW20)	MIMO	2412	RU242	Left	1	19.073	/	Pass
		2437	RU242	Left	1	19.094	/	Pass
		2462	RU242	Left	1	19.075	/	Pass
802.11ax (HEW40)	MIMO	2422	RU484	Left	1	37.932	/	Pass
		2437	RU484	Left	1	38.000	/	Pass
		2452	RU484	Left	1	37.891	/	Pass

#### 2.1.2 6dB BW

Mode	TX Type	Frequency (MHz)	RU	RU Pos	ANT	6dB Bandwidth (MHz)		Verdict
						Result	Limit	
802.11b	MIMO	2412	/	/	1	9.108	$\geq 0.5$	Pass
		2437	/	/	1	8.140	$\geq 0.5$	Pass
		2462	/	/	1	8.582	$\geq 0.5$	Pass
802.11g	MIMO	2412	/	/	1	16.085	$\geq 0.5$	Pass
		2437	/	/	1	16.330	$\geq 0.5$	Pass
		2462	/	/	1	15.976	$\geq 0.5$	Pass
802.11n (HT20)	MIMO	2412	/	/	1	17.043	$\geq 0.5$	Pass
		2437	/	/	1	16.997	$\geq 0.5$	Pass



Unless otherwise agreed in writing, this document is issued by the Company subject to its General Conditions of Service printed overleaf, available on request or accessible at <https://www.sgs.com/en/Terms-and-Conditions>. Attention is drawn to the limitation of liability, indemnification and jurisdiction issues defined therein. Any holder of this document is advised that information contained hereon reflects the Company's findings at the time of its intervention only and within the limits of Client's instructions, if any. The Company's sole responsibility is to its Client and this document does not exonerate parties to a transaction from exercising all their rights and obligations under the transaction documents. This document cannot be reproduced except in full, without prior written approval of the Company. Any unauthorized alteration, forgery or falsification of the content or appearance of this document is unlawful and offenders may be prosecuted to the fullest extent of the law. Unless otherwise stated the results shown in this test report refer only to the sample(s) tested and such sample(s) are retained for 30 days only.

Attention: To check the authenticity of testing / inspection report & certificate, please contact us at telephone: (86-755) 8307 1443, or email: [CN.Doccheck@sgs.com](mailto:CN.Doccheck@sgs.com)

No.1 Workshop, M-10, Middle Section, Science & Technology Park, Nanshan District, Shenzhen, Guangdong, China 518057 t (86-755) 26012053 f (86-755) 26710594 www.sgs.com.cn  
 中国·广东·深圳市南山区科技园中区M-10栋1号厂房 邮编: 518057 t (86-755) 26012053 f (86-755) 26710594 sgs.china@sgs.com

## SGS-CSTC Standards Technical Services Co., Ltd. Shenzhen Branch

SZEMC-TRF-01 Rev. A/1

Report No.: SZCR241000381004

Page: 128 of 289

		2462	/	/	1	17.178	>=0.5	Pass
802.11n (HT40)	MIMO	2422	/	/	1	35.501	>=0.5	Pass
		2437	/	/	1	36.061	>=0.5	Pass
		2452	/	/	1	35.744	>=0.5	Pass
802.11ax (HEW20)	MIMO	2412	RU242	Left	1	18.709	>=0.5	Pass
		2437	RU242	Left	1	18.657	>=0.5	Pass
		2462	RU242	Left	1	18.537	>=0.5	Pass
802.11ax (HEW40)	MIMO	2422	RU484	Left	1	37.432	>=0.5	Pass
		2437	RU484	Left	1	37.942	>=0.5	Pass
		2452	RU484	Left	1	37.924	>=0.5	Pass



SGS-CSTC Standards Technical Services Co., Ltd.  
Shenzhen Branch Inspection & Testing Laboratory

Unless otherwise agreed in writing, this document is issued by the Company subject to its General Conditions of Service printed overleaf, available on request or accessible at <https://www.sgs.com/en/Terms-and-Conditions>. Attention is drawn to the limitation of liability, indemnification and jurisdiction issues defined therein. Any holder of this document is advised that information contained hereon reflects the Company's findings at the time of its intervention only and within the limits of Client's instructions, if any. The Company's sole responsibility is to its Client and this document does not exonerate parties to a transaction from exercising all their rights and obligations under the transaction documents. This document cannot be reproduced except in full, without prior written approval of the Company. Any unauthorized alteration, forgery or falsification of the content or appearance of this document is unlawful and offenders may be prosecuted to the fullest extent of the law. Unless otherwise stated the results shown in this test report refer only to the sample(s) tested and such sample(s) are retained for 30 days only.

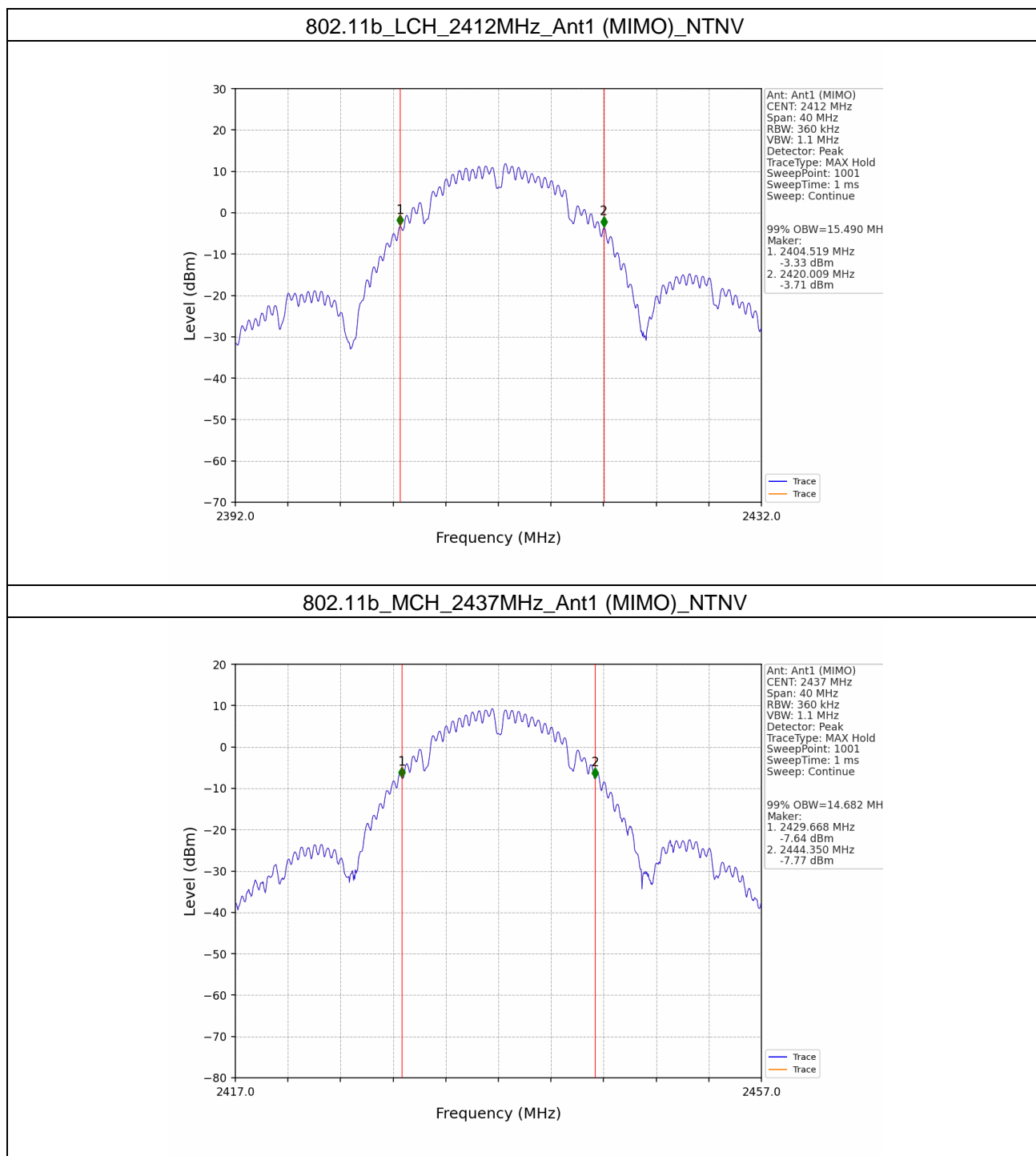
Attention: To check the authenticity of testing / inspection report & certificate, please contact us at telephone: (86-755) 8307 1443, or email: [CN.Doccheck@sgs.com](mailto:CN.Doccheck@sgs.com)

No.1 Workshop, M-10, Middle Section, Science & Technology Park, Nanshan District, Shenzhen, Guangdong, China 518057 t (86-755) 26012053 f (86-755) 26710594 www.sgs.com.cn  
中国·广东·深圳市南山区科技园中区M-10栋1号厂房 邮编: 518057 t (86-755) 26012053 f (86-755) 26710594 sgs.china@sgs.com

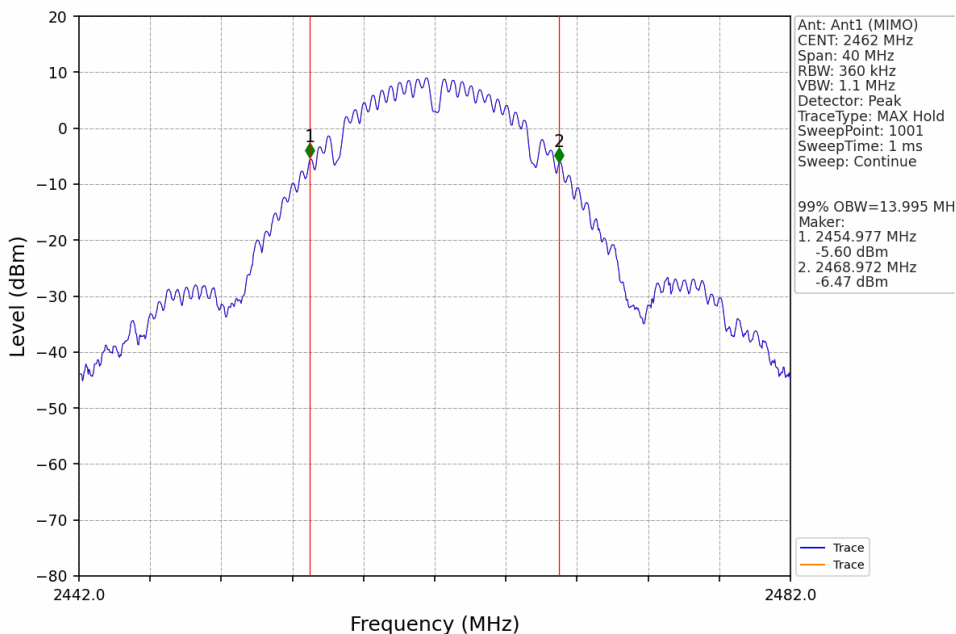


## 2.2 Test Graph

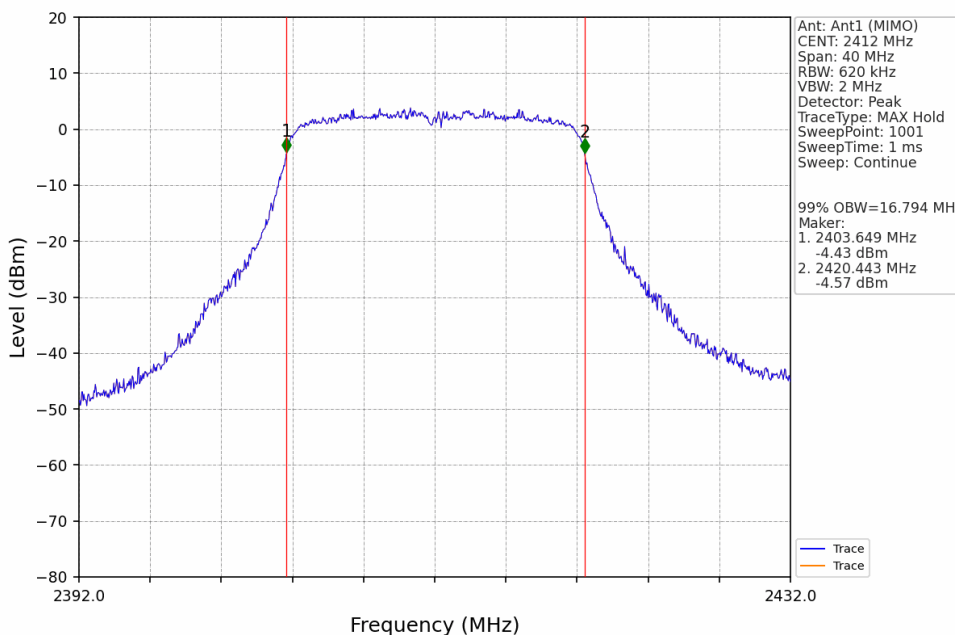
### 2.2.1 OBW



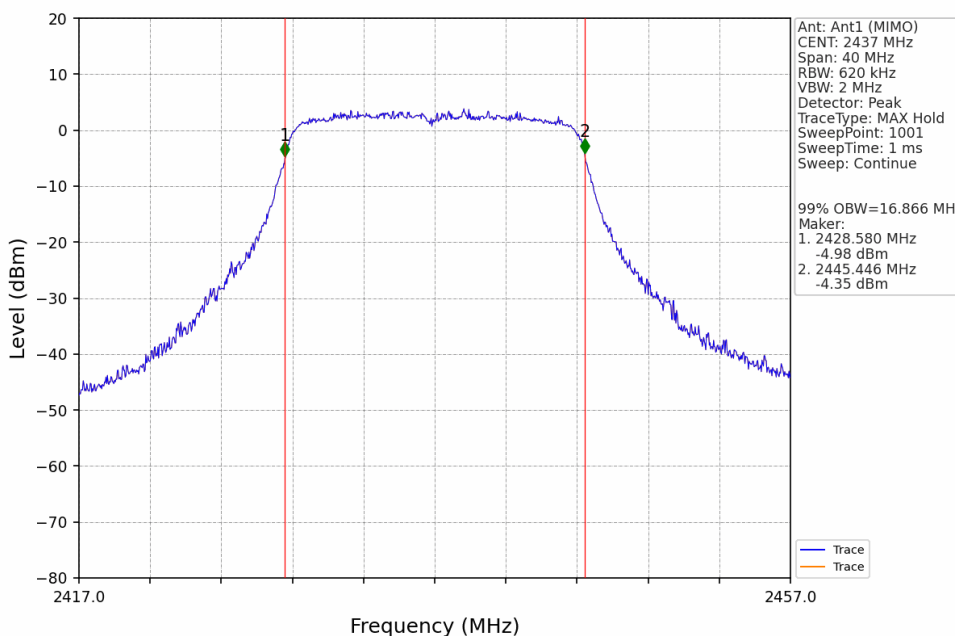
### 802.11b\_HCH\_2462MHz\_Ant1 (MIMO)\_NTNV



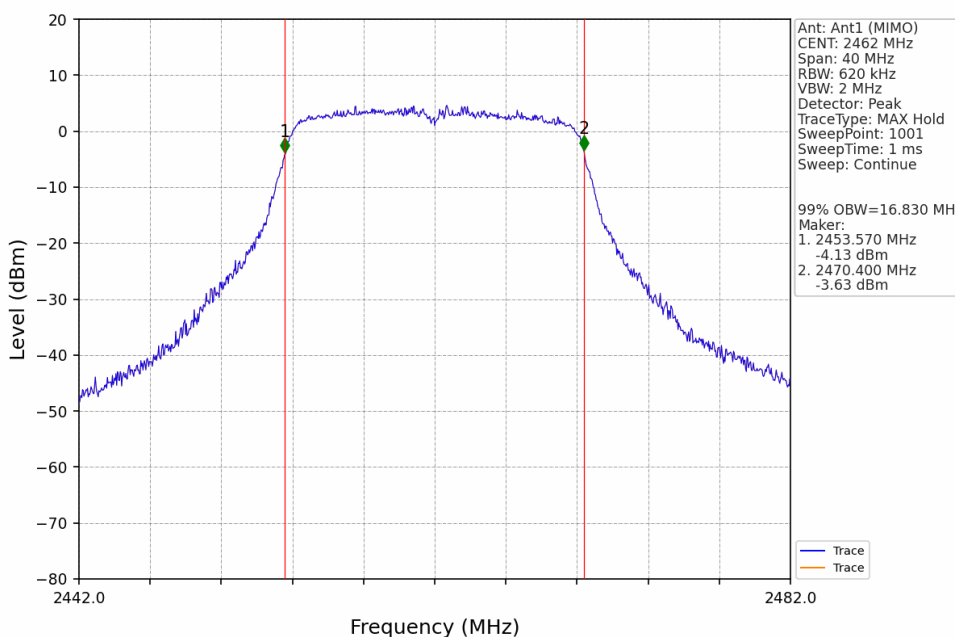
### 802.11g\_LCH\_2412MHz\_Ant1 (MIMO)\_NTNV



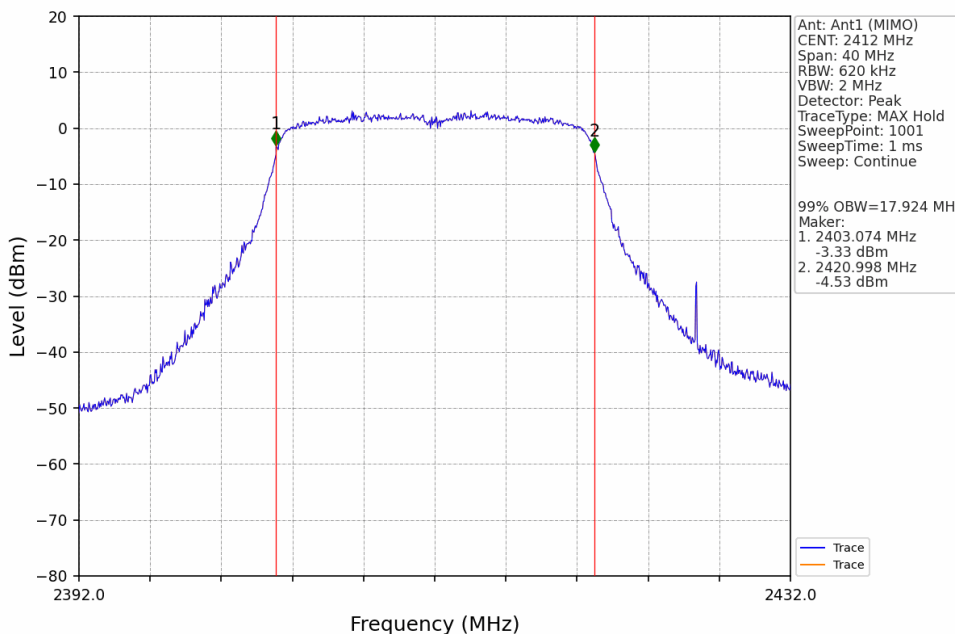
### 802.11g\_MCH\_2437MHz\_Ant1 (MIMO)\_NTNV



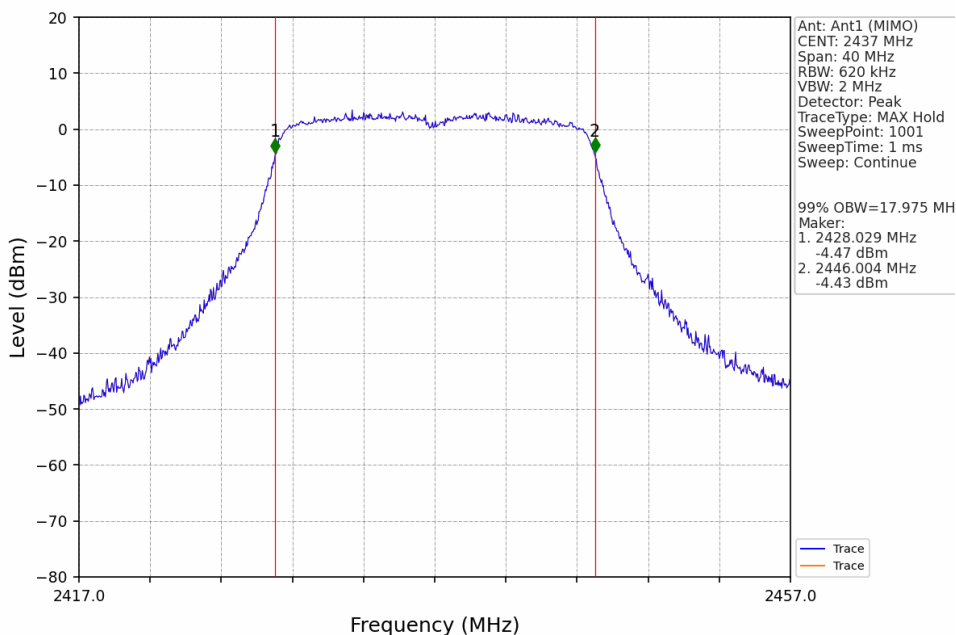
### 802.11g\_HCH\_2462MHz\_Ant1 (MIMO)\_NTNV



802.11n(HT20)\_LCH\_2412MHz\_Ant1 (MIMO)\_NTNV

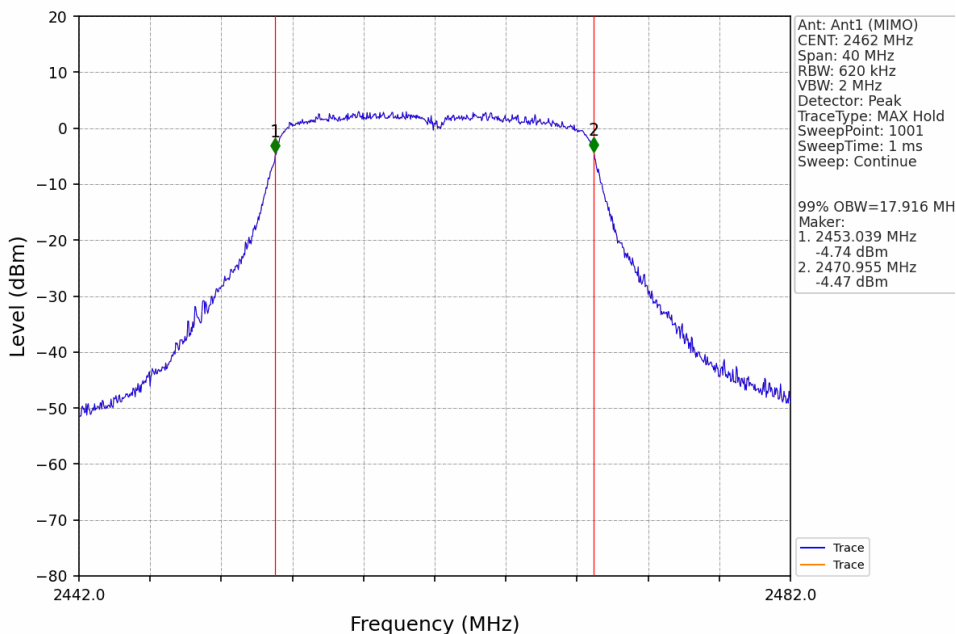


802.11n(HT20)\_MCH\_2437MHz\_Ant1 (MIMO)\_NTNV

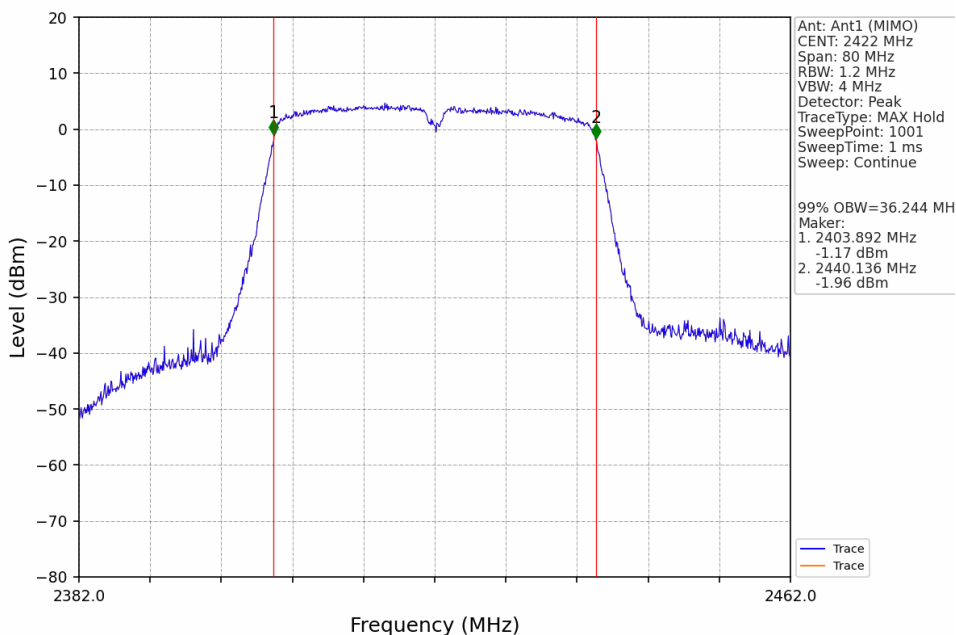




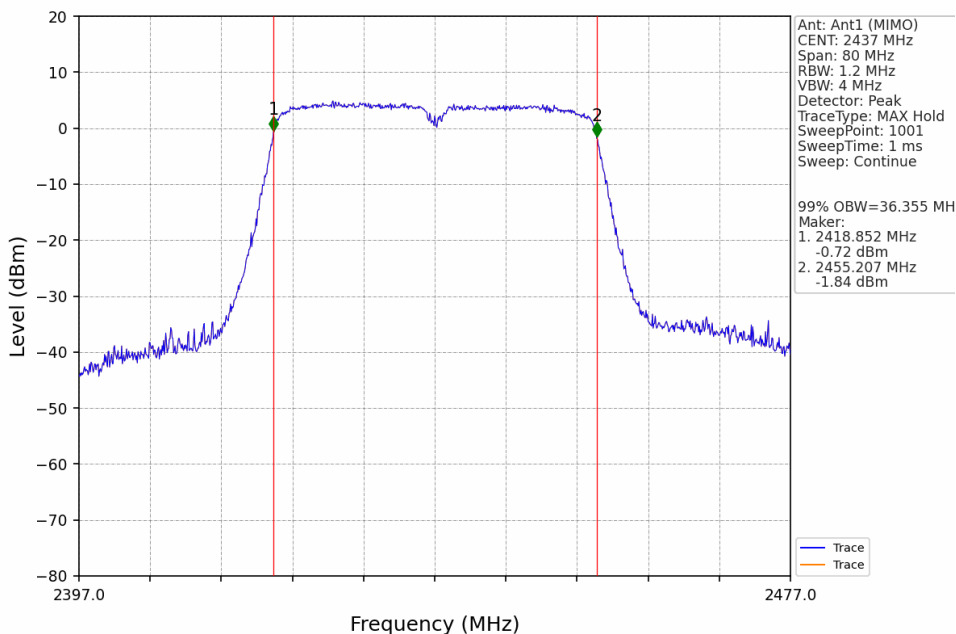
802.11n(HT20)\_HCH\_2462MHz\_Ant1 (MIMO)\_NTNV



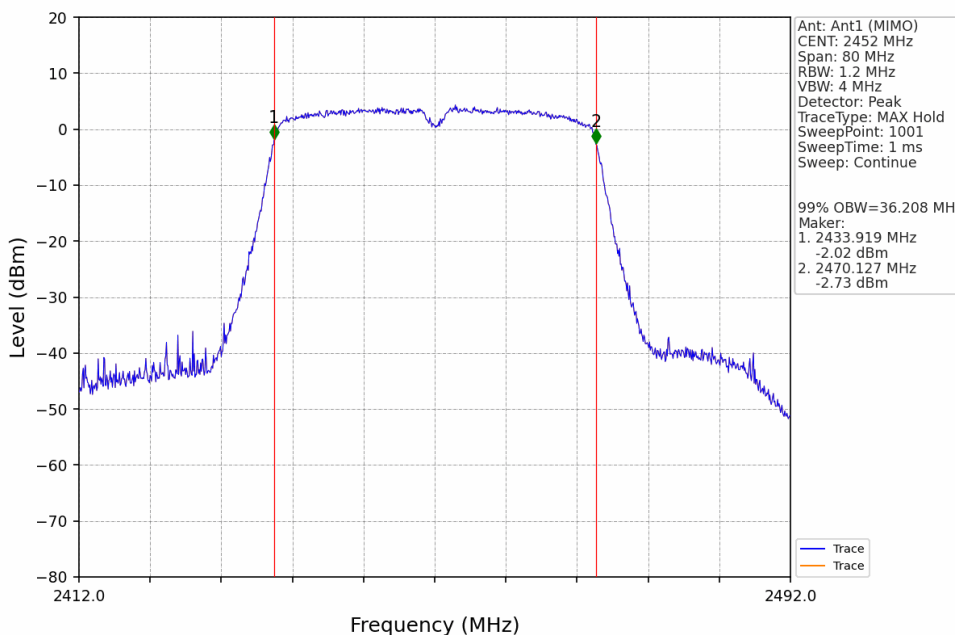
802.11n(HT40)\_LCH\_2422MHz\_Ant1 (MIMO)\_NTNV



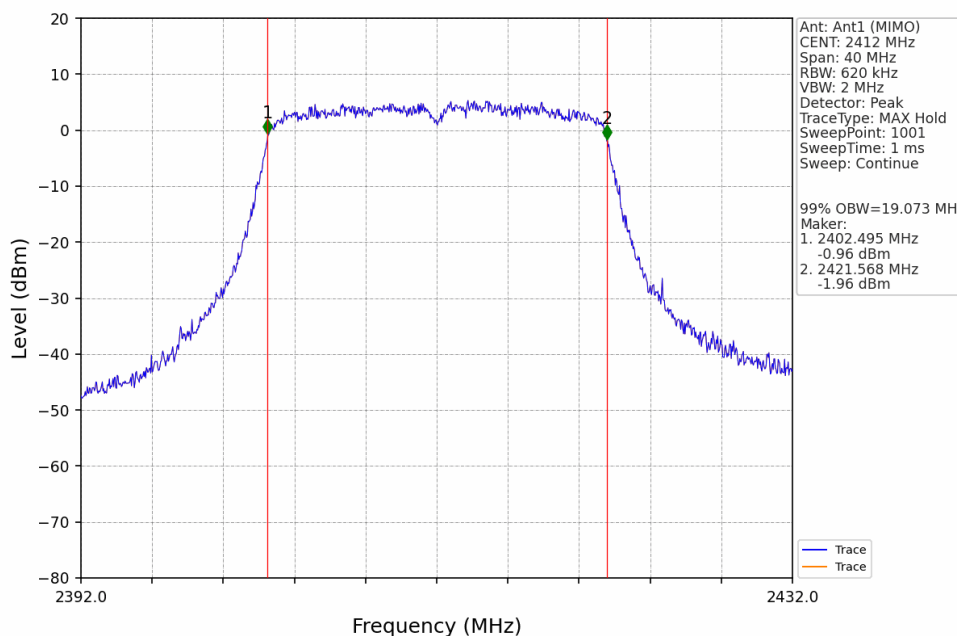
### 802.11n(HT40)\_MCH\_2437MHz\_Ant1 (MIMO)\_NTNV



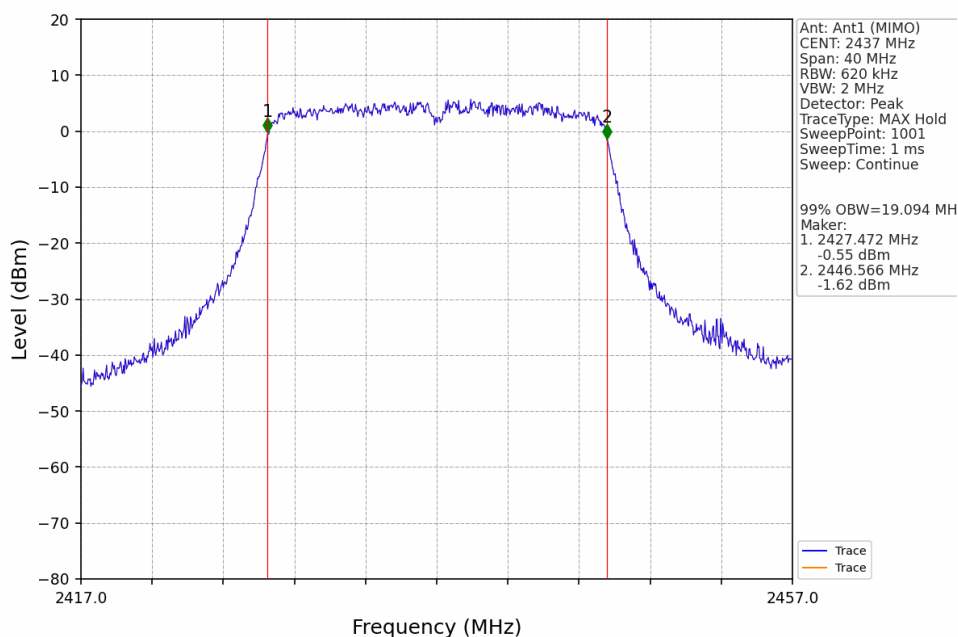
### 802.11n(HT40)\_HCH\_2452MHz\_Ant1 (MIMO)\_NTNV



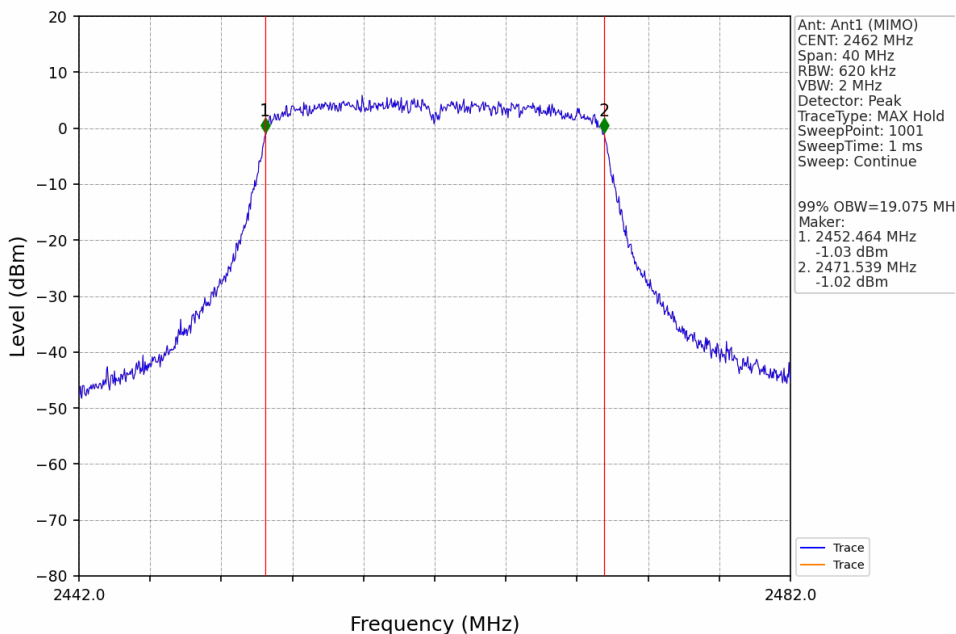
### 802.11ax(HEW20)\_LCH\_2412MHz\_RU242\_Left\_Ant1 (MIMO)\_NTNV



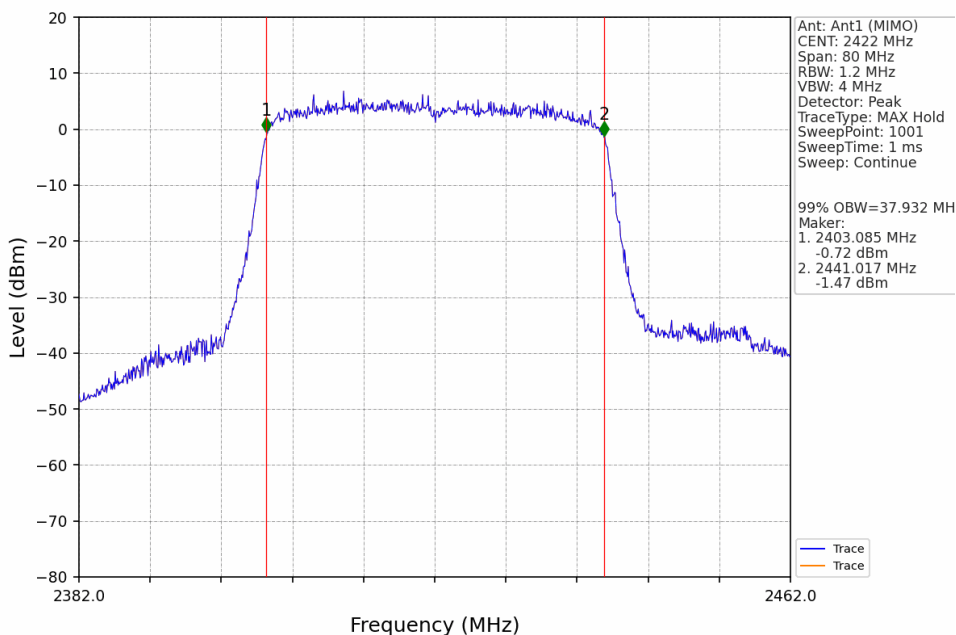
### 802.11ax(HEW20)\_MCH\_2437MHz\_RU242\_Left\_Ant1 (MIMO)\_NTNV



### 802.11ax(HEW20)\_HCH\_2462MHz\_RU242\_Left\_Ant1 (MIMO)\_NTNV

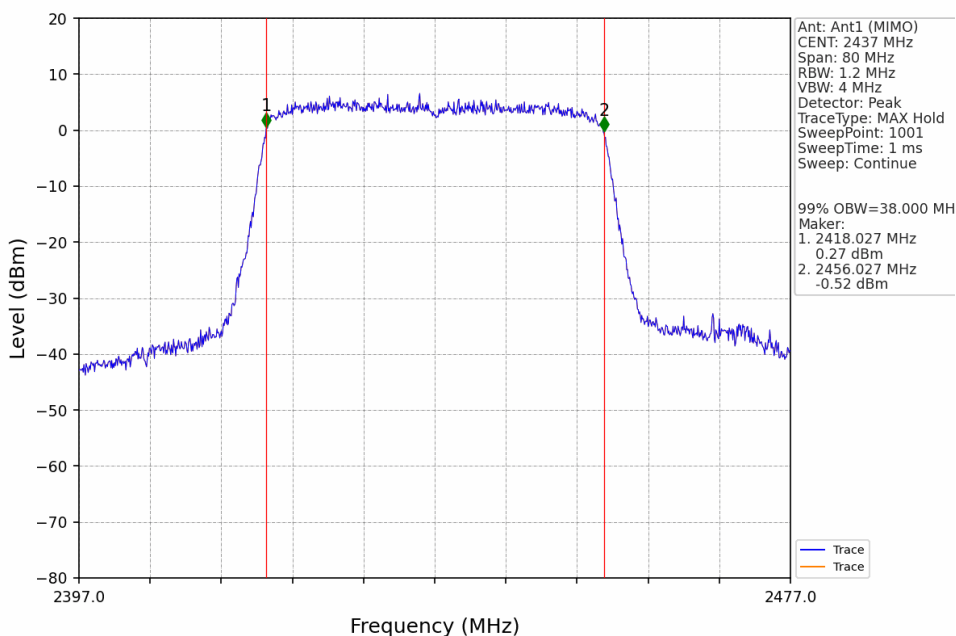


### 802.11ax(HEW40)\_LCH\_2422MHz\_RU484\_Left\_Ant1 (MIMO)\_NTNV

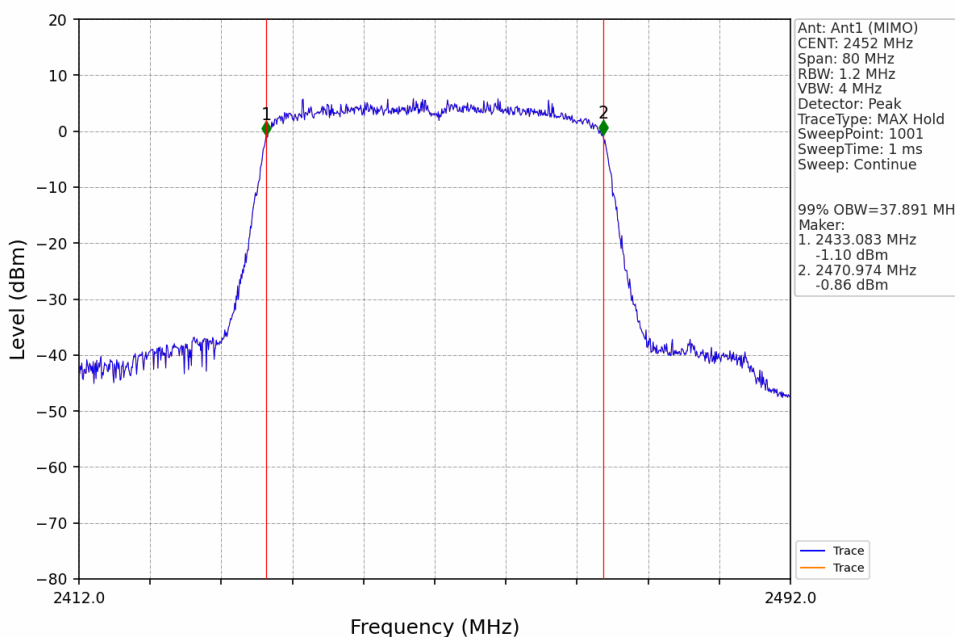




### 802.11ax(HEW40)\_MCH\_2437MHz\_RU484\_Left\_Ant1 (MIMO)\_NTNV



### 802.11ax(HEW40)\_HCH\_2452MHz\_RU484\_Left\_Ant1 (MIMO)\_NTNV



Unless otherwise agreed in writing, this document is issued by the Company subject to its General Conditions of Service printed overleaf, available on request or accessible at <https://www.sgs.com/en/Terms-and-Conditions>. Attention is drawn to the limitation of liability, indemnification and jurisdiction issues defined therein. Any holder of this document is advised that information contained hereon reflects the Company's findings at the time of its intervention only and within the limits of Client's instructions, if any. The Company's sole responsibility is to its Client and this document does not exonerate parties to a transaction from exercising all their rights and obligations under the transaction documents. This document cannot be reproduced except in full, without prior written approval of the Company. Any unauthorized alteration, forgery or falsification of the content or appearance of this document is unlawful and offenders may be prosecuted to the fullest extent of the law. Unless otherwise stated the results shown in this test report refer only to the sample(s) tested and such sample(s) are retained for 30 days only.

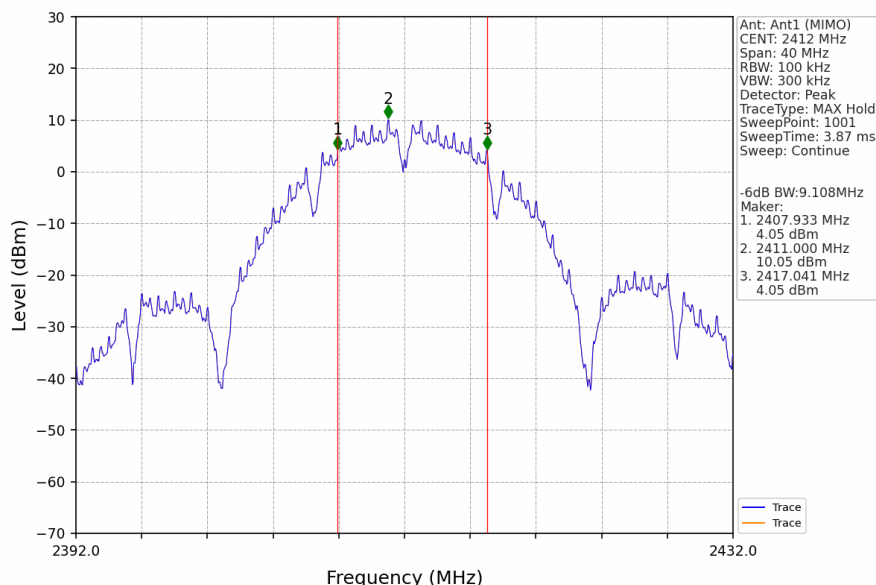
Attention: To check the authenticity of testing /inspection report & certificate, please contact us at telephone: (86-755) 8307 1443, or email: [CN.Doccheck@sgs.com](mailto:CN.Doccheck@sgs.com)

SGS-CSTC Standards Technical Services Co., Ltd.  
Shenzhen Branch (Shenzhen) Laboratory

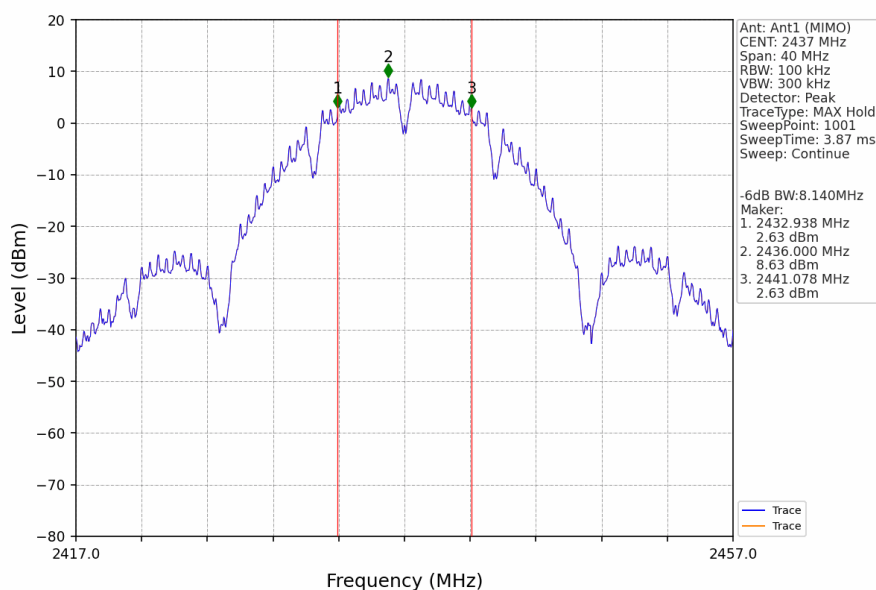
No.1 Workshop, M-10, Middle Section, Science & Technology Park, Nanshan District, Shenzhen, Guangdong, China 518057 t (86-755) 26012053 f (86-755) 26710594 www.sgs.com.cn  
中国·广东·深圳市南山区科技园中区M-10栋1号厂房 邮编: 518057 t (86-755) 26012053 f (86-755) 26710594 sgs.china@sgs.com

### 2.2.2 6dB BW

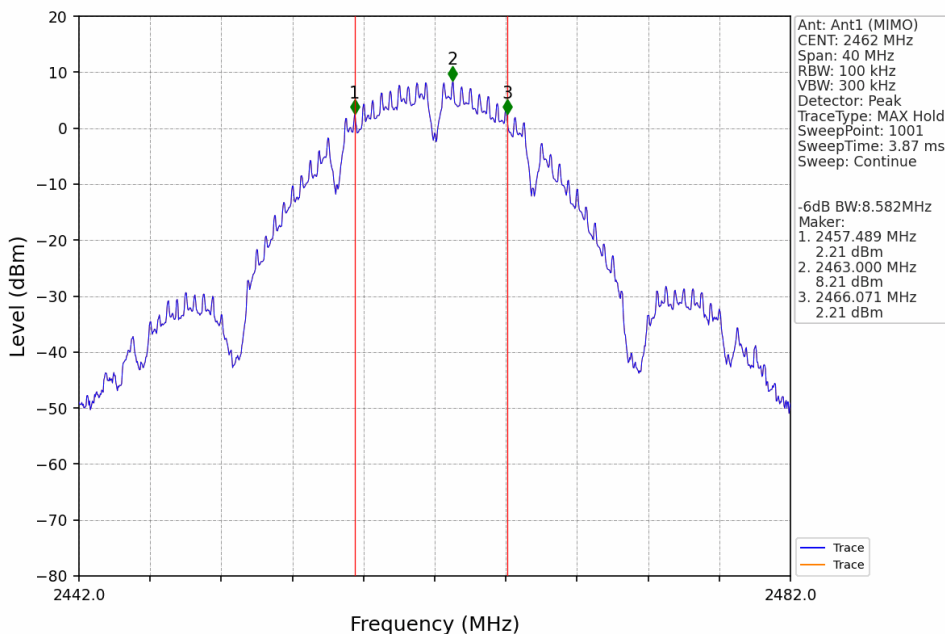
802.11b\_LCH\_2412MHz\_Ant1 (MIMO)\_NTNV



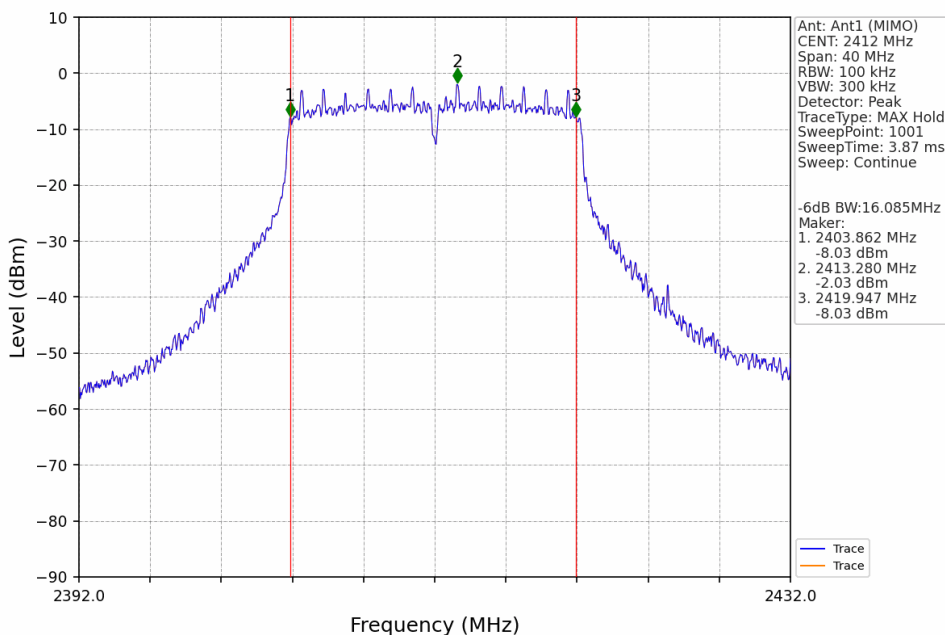
802.11b\_MCH\_2437MHz\_Ant1 (MIMO)\_NTNV



### 802.11b\_HCH\_2462MHz\_Ant1 (MIMO)\_NTNV



### 802.11g\_LCH\_2412MHz\_Ant1 (MIMO)\_NTNV



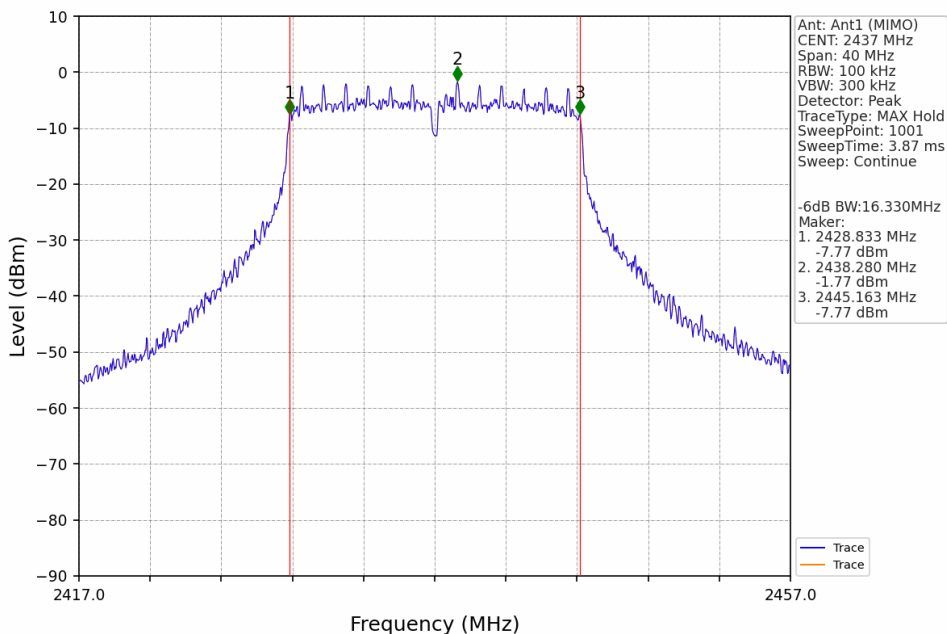
Unless otherwise agreed in writing, this document is issued by the Company subject to its General Conditions of Service printed overleaf, available on request or accessible at <https://www.sgs.com/en/Terms-and-Conditions>. Attention is drawn to the limitation of liability, indemnification and jurisdiction issues defined therein. Any holder of this document is advised that information contained hereon reflects the Company's findings at the time of its intervention only and within the limits of Client's instructions, if any. The Company's sole responsibility is to its Client and this document does not exonerate parties to a transaction from exercising all their rights and obligations under the transaction documents. This document cannot be reproduced except in full, without prior written approval of the Company. Any unauthorized alteration, forgery or falsification of the content or appearance of this document is unlawful and offenders may be prosecuted to the fullest extent of the law. Unless otherwise stated the results shown in this test report refer only to the sample(s) tested and such sample(s) are retained for 30 days only.

Attention: To check the authenticity of testing /inspection report & certificate, please contact us at telephone: (86-755) 8307 1443, or email: CN.Doccheck@sgs.com

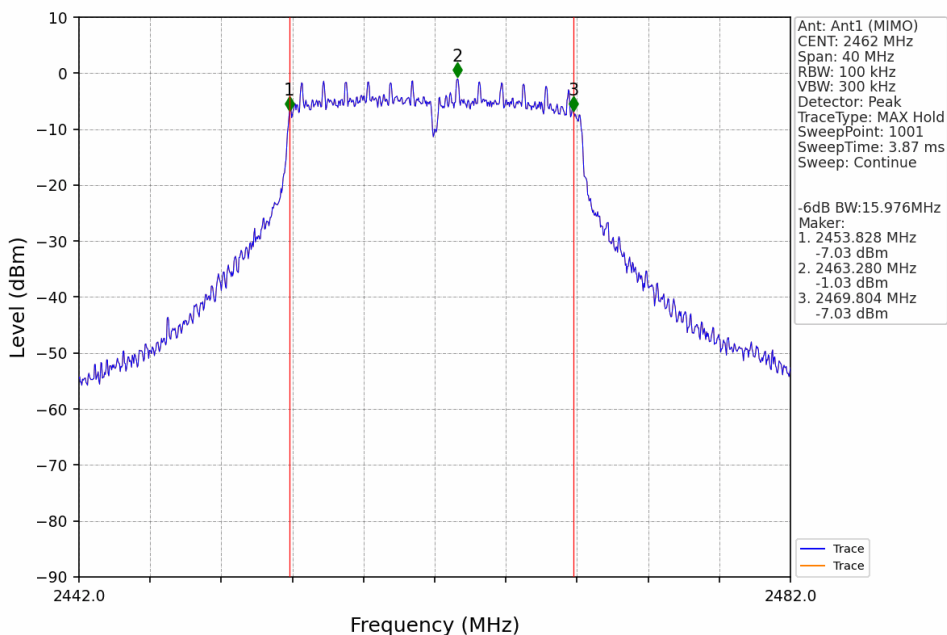
SGS-CSTC Standards Technical Services Co., Ltd.  
Shenzhen Branch Testing & Calibration Laboratory

No.1 Workshop, M-10, Middle Section, Science & Technology Park, Nanshan District, Shenzhen, Guangdong, China 518057 t (86-755) 26012053 f (86-755) 26710594 www.sgs.com.cn  
中国·广东·深圳市南山区科技园中区M-10栋1号厂房 邮编: 518057 t (86-755) 26012053 f (86-755) 26710594 sgs.china@sgs.com

### 802.11g\_MCH\_2437MHz\_Ant1 (MIMO)\_NTNV

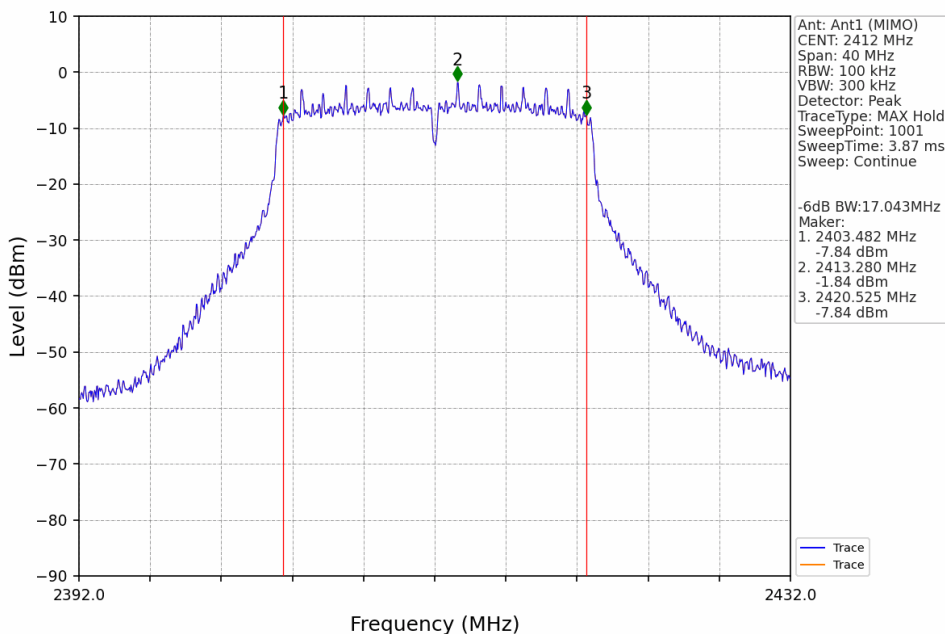


### 802.11g\_HCH\_2462MHz\_Ant1 (MIMO)\_NTNV

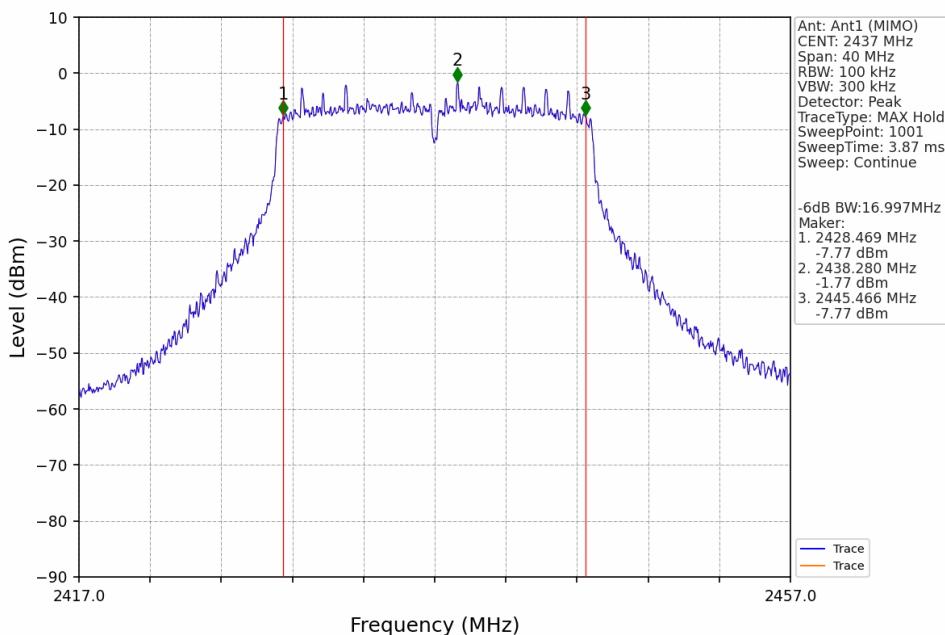




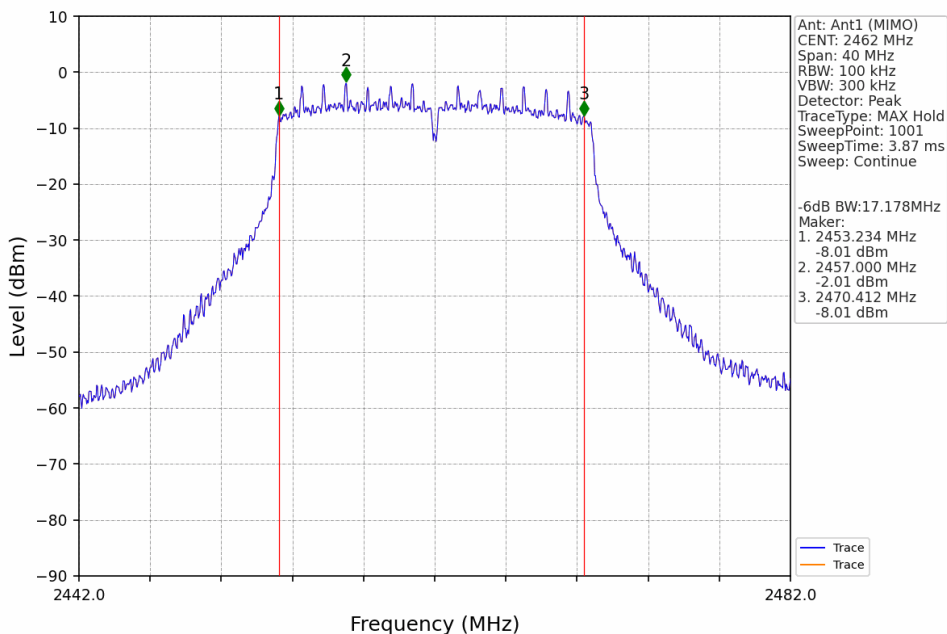
### 802.11n(HT20)\_LCH\_2412MHz\_Ant1 (MIMO)\_NTNV



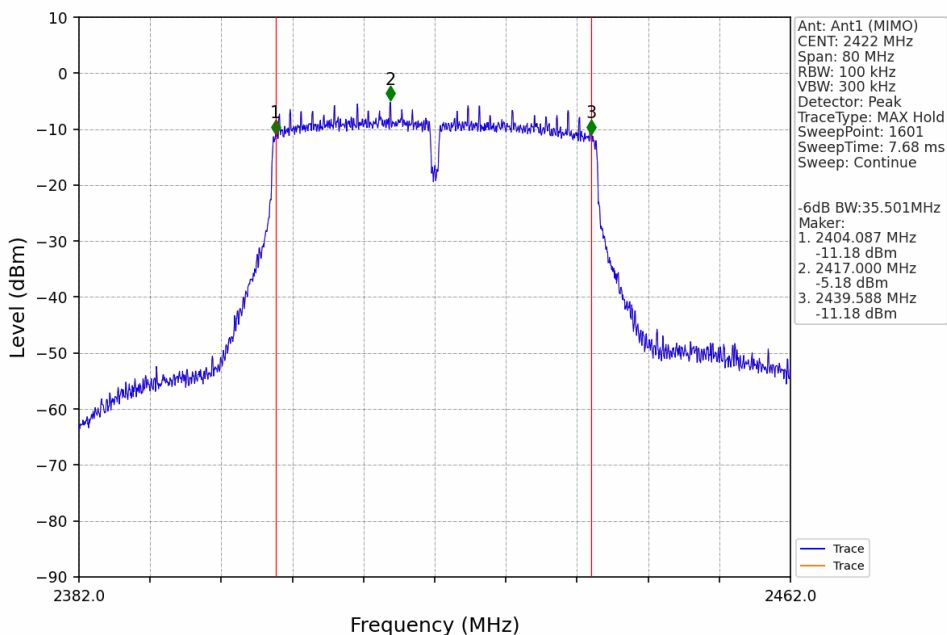
### 802.11n(HT20)\_MCH\_2437MHz\_Ant1 (MIMO)\_NTNV



### 802.11n(HT20)\_HCH\_2462MHz\_Ant1 (MIMO)\_NTNV



### 802.11n(HT40)\_LCH\_2422MHz\_Ant1 (MIMO)\_NTNV



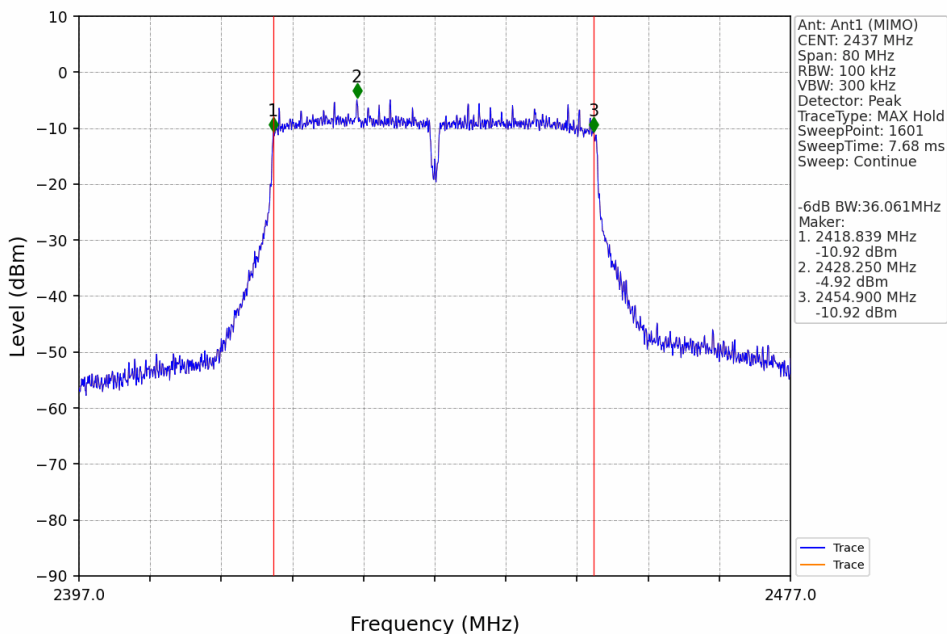
Unless otherwise agreed in writing, this document is issued by the Company subject to its General Conditions of Service printed overleaf, available on request or accessible at <https://www.sgs.com/en/Terms-and-Conditions>. Attention is drawn to the limitation of liability, indemnification and jurisdiction issues defined therein. Any holder of this document is advised that information contained hereon reflects the Company's findings at the time of its intervention only and within the limits of Client's instructions, if any. The Company's sole responsibility is to its Client and this document does not exonerate parties to a transaction from exercising all their rights and obligations under the transaction documents. This document cannot be reproduced except in full, without prior written approval of the Company. Any unauthorized alteration, forgery or falsification of the content or appearance of this document is unlawful and offenders may be prosecuted to the fullest extent of the law. Unless otherwise stated the results shown in this test report refer only to the sample(s) tested and such sample(s) are retained for 30 days only.

Attention: To check the authenticity of testing /inspection report & certificate, please contact us at telephone: (86-755) 8307 1443, or email: [CN.Doccheck@sgs.com](mailto:CN.Doccheck@sgs.com)

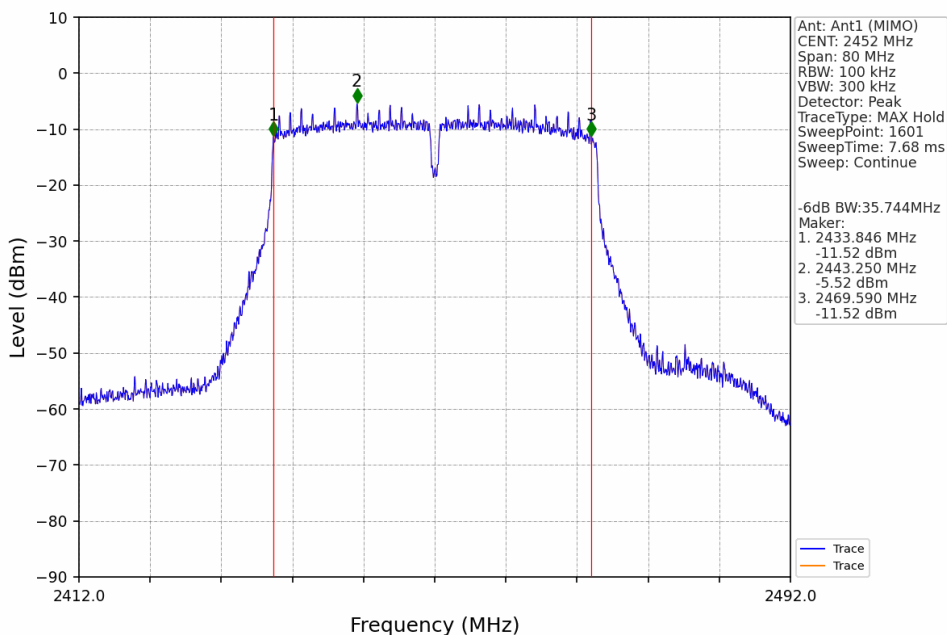
SGS-CSTC Standards Technical Services Co., Ltd.  
Shenzhen Branch Testing & Calibration Laboratory

No.1 Workshop, M-10, Middle Section, Science & Technology Park, Nanshan District, Shenzhen, Guangdong, China 518057 t (86-755) 26012053 f (86-755) 26710594 www.sgs.com.cn  
中国·广东·深圳市南山区科技园中区M-10栋1号厂房 邮编: 518057 t (86-755) 26012053 f (86-755) 26710594 sgs.china@sgs.com

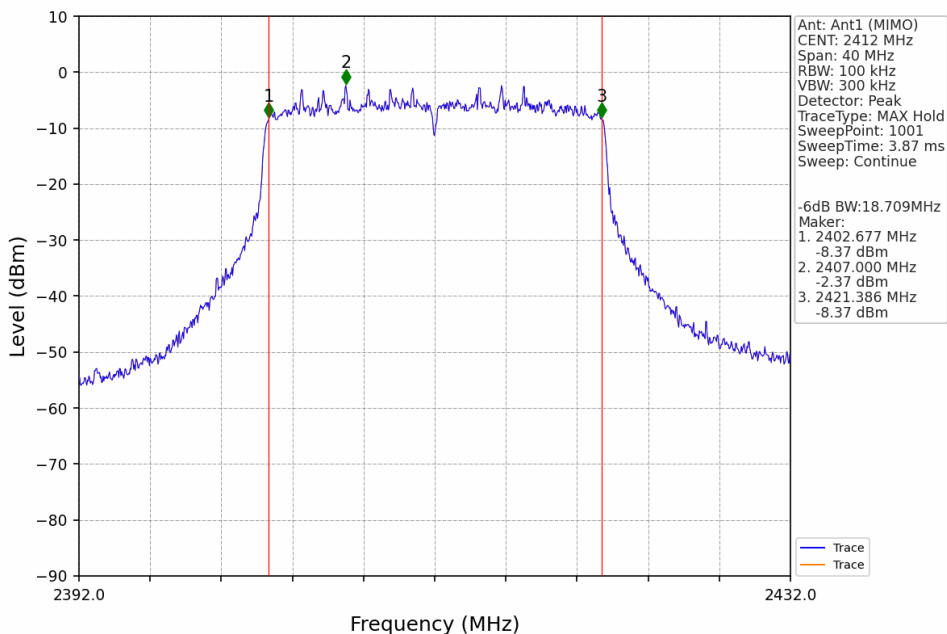
### 802.11n(HT40)\_MCH\_2437MHz\_Ant1 (MIMO)\_NTNV



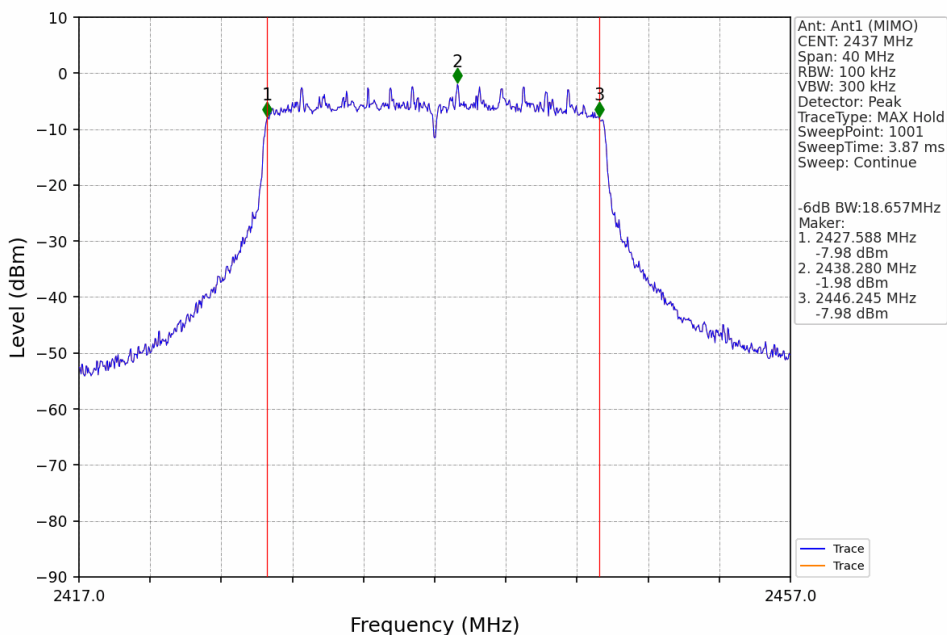
### 802.11n(HT40)\_HCH\_2452MHz\_Ant1 (MIMO)\_NTNV



### 802.11ax(HEW20)\_LCH\_2412MHz\_RU242\_Left\_Ant1 (MIMO)\_NTNV

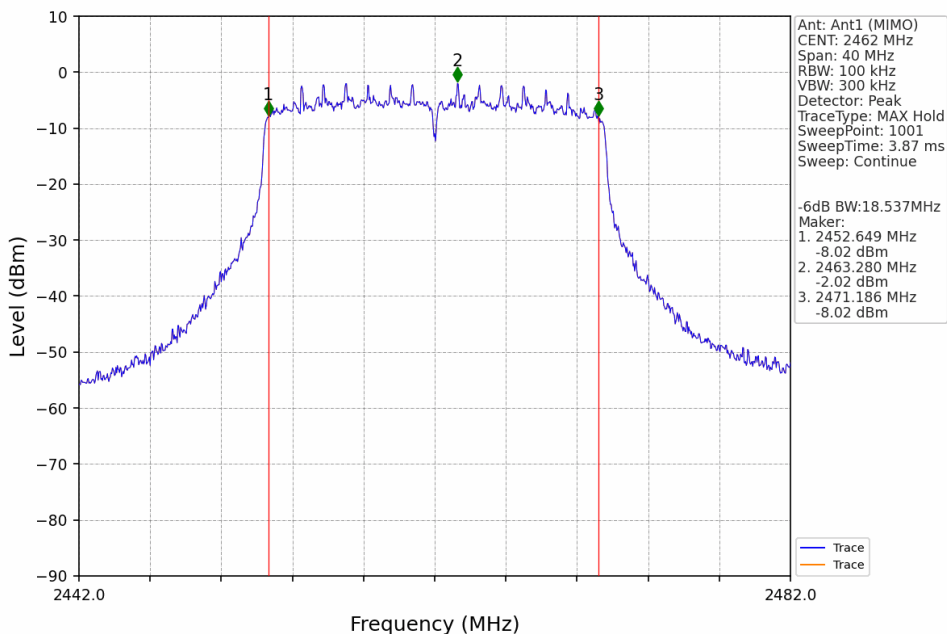


### 802.11ax(HEW20)\_MCH\_2437MHz\_RU242\_Left\_Ant1 (MIMO)\_NTNV

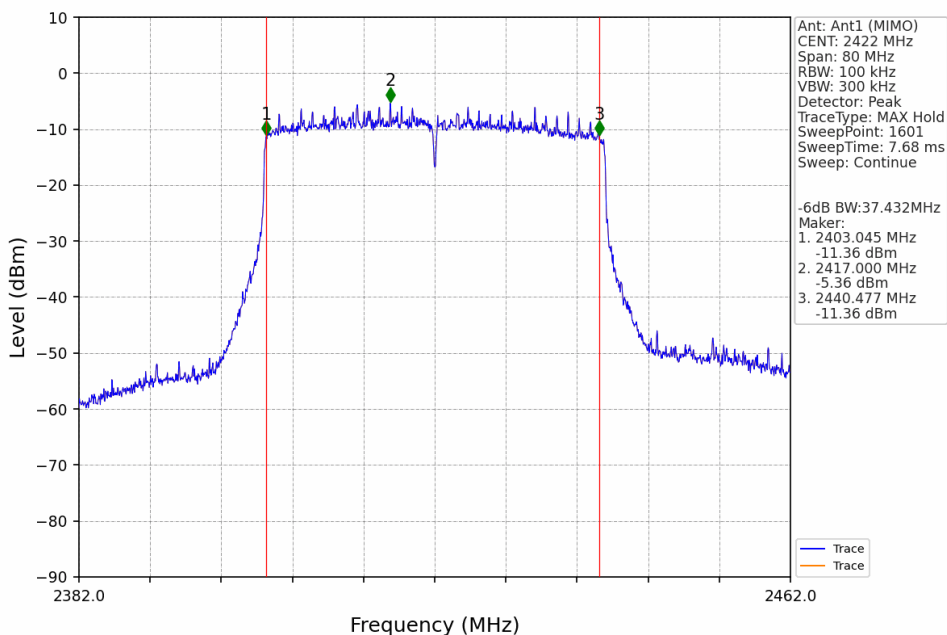




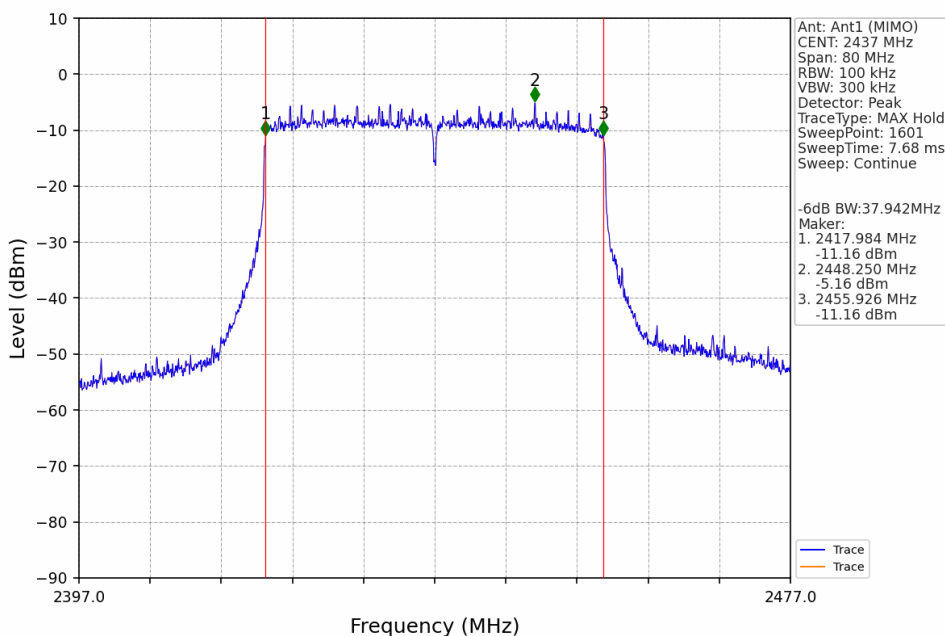
### 802.11ax(HEW20)\_HCH\_2462MHz\_RU242\_Left\_Ant1 (MIMO)\_NTNV



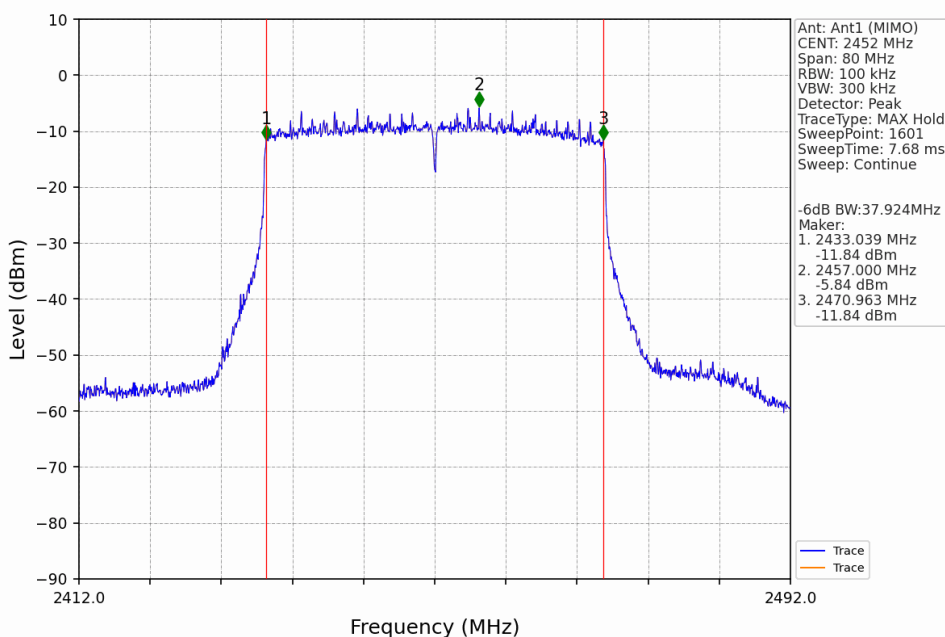
### 802.11ax(HEW40)\_LCH\_2422MHz\_RU484\_Left\_Ant1 (MIMO)\_NTNV



### 802.11ax(HEW40)\_MCH\_2437MHz\_RU484\_Left\_Ant1 (MIMO)\_NTNV



### 802.11ax(HEW40)\_HCH\_2452MHz\_RU484\_Left\_Ant1 (MIMO)\_NTNV



## 3. Maximum Conducted Output Power

### 3.1 Test Result

#### 3.1.1 Power

Mode	TX Type	Frequency (MHz)	RU	RU Pos	Maximum Average Conducted Output Power (dBm)				Verdict
					ANT1	ANT2	MIMO	Limit	
802.11b	MIMO	2412	/	/	16.69	17.60	20.18	<=30	Pass
		2437	/	/	16.64	16.75	19.71	<=30	Pass
		2462	/	/	16.37	15.59	19.01	<=30	Pass
802.11g	MIMO	2412	/	/	8.23	9.61	11.98	<=30	Pass
		2437	/	/	8.45	8.68	11.58	<=30	Pass
		2462	/	/	9.16	8.73	11.96	<=30	Pass
802.11n (HT20)	MIMO	2412	/	/	7.94	9.32	11.69	<=30	Pass
		2437	/	/	8.01	8.28	11.16	<=30	Pass
		2462	/	/	8.17	7.68	10.94	<=30	Pass
802.11n (HT40)	MIMO	2422	/	/	8.20	9.46	11.89	<=30	Pass
		2437	/	/	8.66	7.85	11.28	<=30	Pass
		2452	/	/	7.93	8.81	11.40	<=30	Pass
802.11ax (HEW20)	MIMO	2412	RU26	Left	8.21	9.96	12.18	<=30	Pass
			RU52	Left	8.28	9.91	12.18	<=30	Pass
			RU106	Left	8.24	9.84	12.12	<=30	Pass
			RU242	Left	8.00	9.42	11.78	<=30	Pass
		2437	RU26	Mid	8.51	8.92	11.73	<=30	Pass
			RU52	Mid	8.39	9.08	11.76	<=30	Pass
			RU106	Right	8.78	8.63	11.72	<=30	Pass
			RU242	Left	8.20	8.44	11.33	<=30	Pass
		2462	RU26	Right	8.09	7.97	11.04	<=30	Pass
			RU52	Right	8.00	8.01	11.02	<=30	Pass
			RU106	Right	8.54	8.47	11.52	<=30	Pass
			RU242	Left	8.24	7.89	11.08	<=30	Pass
802.11ax (HEW40)	MIMO	2422	RU242	Left	8.78	9.39	12.11	<=30	Pass
			RU484	Left	7.83	8.95	11.44	<=30	Pass
		2437	RU242	Right	8.51	7.71	11.14	<=30	Pass
			RU484	Left	8.30	7.42	10.89	<=30	Pass
		2452	RU242	Right	8.41	8.86	11.65	<=30	Pass
			RU484	Left	7.57	8.31	10.97	<=30	Pass



Unless otherwise agreed in writing, this document is issued by the Company subject to its General Conditions of Service printed overleaf, available on request or accessible at <https://www.sgs.com/en/Terms-and-Conditions>. Attention is drawn to the limitation of liability, indemnification and jurisdiction issues defined therein. Any holder of this document is advised that information contained hereon reflects the Company's findings at the time of its intervention only and within the limits of Client's instructions, if any. The Company's sole responsibility is to its Client and this document does not exonerate parties to a transaction from exercising all their rights and obligations under the transaction documents. This document cannot be reproduced except in full, without prior written approval of the Company. Any unauthorized alteration, forgery or falsification of the content or appearance of this document is unlawful and offenders may be prosecuted to the fullest extent of the law. Unless otherwise stated the results shown in this test report refer only to the sample(s) tested and such sample(s) are retained for 30 days only.

Attention: To check the authenticity of testing / inspection report & certificate, please contact us at telephone: (86-755) 8307 1443, or email: [CN.Doccheck@sgs.com](mailto:CN.Doccheck@sgs.com)

SGS-CSTC Standards Technical Services Co., Ltd.  
Shenzhen Branch Testing and Calibration Laboratory

No.1 Workshop, M-10, Middle Section, Science & Technology Park, Nanshan District, Shenzhen, Guangdong, China 518057 t (86-755) 26012053 f (86-755) 26710594 www.sgsgroup.com.cn  
中国·广东·深圳市南山区科技园中区M-10栋1号厂房 邮编: 518057 t (86-755) 26012053 f (86-755) 26710594 sgs.china@sgs.com

## 4. Maximum Power Spectral Density

### 4.1 Test Result

#### 4.1.1 PSD

Mode	TX Type	Frequency (MHz)	RU	RU Pos	Maximum PSD (dBm/3kHz)				Verdict
					ANT1	ANT2	MIMO	Limit	
802.11b	MIMO	2412	/	/	-6.76	-5.35	-3.23	<=8	Pass
		2437	/	/	-6.57	-6.64	-3.59	<=8	Pass
		2462	/	/	-6.80	-7.64	-4.34	<=8	Pass
802.11g	MIMO	2412	/	/	-17.40	-16.24	-14.71	<=8	Pass
		2437	/	/	-17.29	-16.32	-14.33	<=8	Pass
		2462	/	/	-16.63	-16.87	-14.49	<=8	Pass
802.11n (HT20)	MIMO	2412	/	/	-16.04	-16.26	-14.44	<=8	Pass
		2437	/	/	-17.68	-15.86	-14.78	<=8	Pass
		2462	/	/	-17.41	-17.21	-15.30	<=8	Pass
802.11n (HT40)	MIMO	2422	/	/	-19.54	-19.35	-17.53	<=8	Pass
		2437	/	/	-20.27	-19.54	-17.29	<=8	Pass
		2452	/	/	-19.30	-19.95	-17.08	<=8	Pass
802.11ax (HEW20)	MIMO	2412	RU26	Left	-8.96	-6.91	-5.01	<=8	Pass
			RU52	Left	-12.37	-10.79	-8.50	<=8	Pass
			RU106	Left	-14.46	-13.76	-11.19	<=8	Pass
			RU242	Left	-18.16	-16.28	-15.50	<=8	Pass
		2437	RU26	Mid	-9.80	-8.73	-6.49	<=8	Pass
			RU52	Mid	-10.45	-9.74	-7.07	<=8	Pass
			RU106	Right	-14.29	-14.70	-11.69	<=8	Pass
			RU242	Left	-17.30	-17.84	-15.85	<=8	Pass
		2462	RU26	Right	-10.06	-10.24	-7.28	<=8	Pass
			RU52	Right	-12.62	-12.44	-9.52	<=8	Pass
			RU106	Right	-14.73	-14.84	-11.85	<=8	Pass
			RU242	Left	-17.60	-18.96	-16.16	<=8	Pass
802.11ax (HEW40)	MIMO	2422	RU242	Left	-17.84	-17.61	-14.77	<=8	Pass
			RU484	Left	-20.30	-19.51	-18.48	<=8	Pass
		2437	RU242	Right	-17.78	-18.97	-15.47	<=8	Pass
			RU484	Left	-20.62	-20.66	-18.74	<=8	Pass
		2452	RU242	Right	-18.40	-17.77	-15.38	<=8	Pass
			RU484	Left	-20.87	-21.42	-18.99	<=8	Pass



Unless otherwise agreed in writing, this document is issued by the Company subject to its General Conditions of Service printed overleaf, available on request or accessible at <https://www.sgs.com/en/Terms-and-Conditions>. Attention is drawn to the limitation of liability, indemnification and jurisdiction issues defined therein. Any holder of this document is advised that information contained hereon reflects the Company's findings at the time of its intervention only and within the limits of Client's instructions, if any. The Company's sole responsibility is to its Client and this document does not exonerate parties to a transaction from exercising all their rights and obligations under the transaction documents. This document cannot be reproduced except in full, without prior written approval of the Company. Any unauthorized alteration, forgery or falsification of the content or appearance of this document is unlawful and offenders may be prosecuted to the fullest extent of the law. Unless otherwise stated the results shown in this test report refer only to the sample(s) tested and such sample(s) are retained for 30 days only.

Attention: To check the authenticity of testing / inspection report & certificate, please contact us at telephone: (86-755) 8307 1443, or email: [CN.Doccheck@sgs.com](mailto:CN.Doccheck@sgs.com)

SGS-CSTC Standards Technical Services Co., Ltd.  
Shenzhen Branch Testing Laboratory

No.1 Workshop, M-10, Middle Section, Science & Technology Park, Nanshan District, Shenzhen, Guangdong, China 518057 t (86-755) 26012053 f (86-755) 26710594 www.sgs.com.cn  
中国·广东·深圳市南山区科技园中区M-10栋1号厂房 邮编: 518057 t (86-755) 26012053 f (86-755) 26710594 sgs.china@sgs.com



### 4.2 Test Graph

#### 4.2.1 PSD

