Mode	3	
	Band Edge	
	2400-2483.5_802.11b_CH11_2462MHz	
ANT	CDD 7+6	
Pol.	Horizontal	Fundamental
Peak	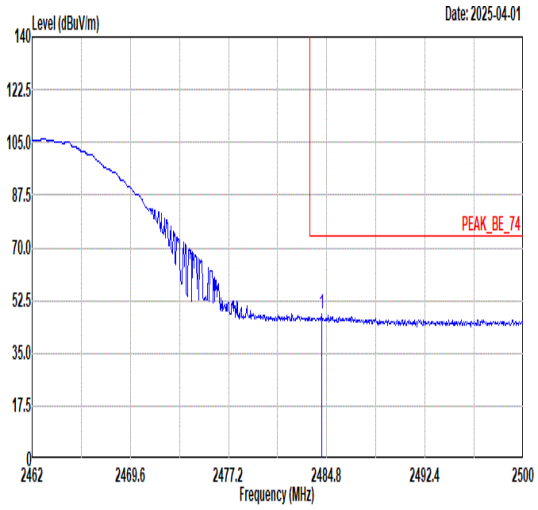 Freq Level Limit Line Margin (dB) Read Level Ant Factor Cable Loss Preamp Factor APos TPos Remark 1 2484.38 47.85 74.00 -26.15 41.95 30.63 7.88 32.61 368 316 PEAK	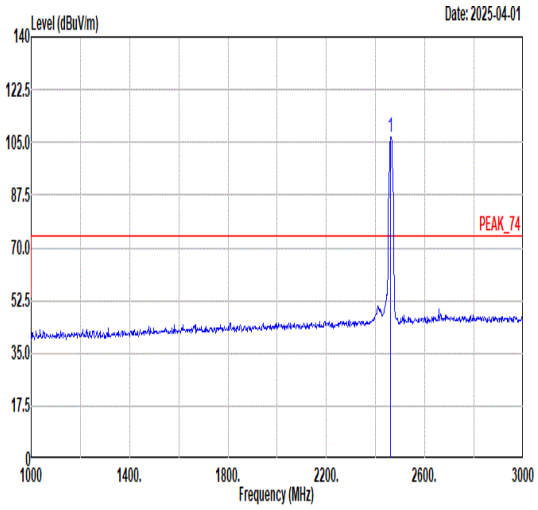 Freq Level Limit Line Margin (dB) Read Level Ant Factor Cable Loss Preamp Factor APos TPos Remark 1 2462.00 106.84 ------ ------ 100.92 30.68 7.86 32.62 368 316 PEAK
Avg	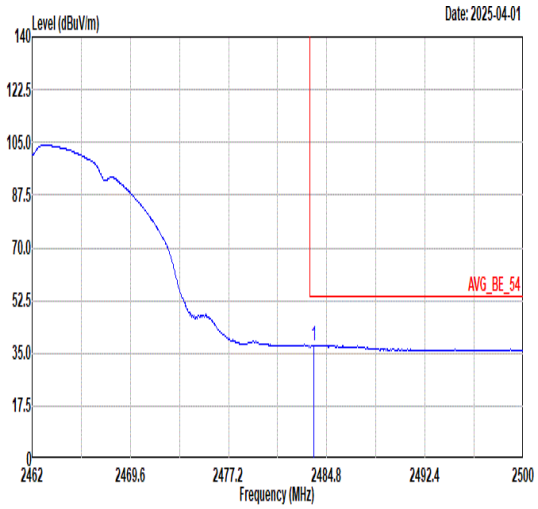 Freq Level Limit Line Margin (dB) Read Level Ant Factor Cable Loss Preamp Factor APos TPos Remark 1 2483.81 37.54 54.00 -16.46 31.64 30.63 7.88 32.61 368 316 AVERAGE	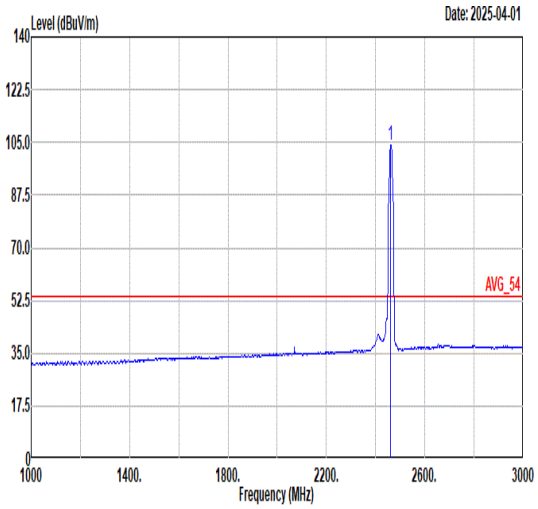 Freq Level Limit Line Margin (dB) Read Level Ant Factor Cable Loss Preamp Factor APos TPos Remark 1 2462.00 104.07 ------ ------ 98.15 30.68 7.86 32.62 368 316 AVERAGE

Mode	3	
	Band Edge	
	2400-2483.5_802.11b_CH11_2462MHz	
ANT	CDD 7+6	
Pol.	Vertical	Fundamental
Peak	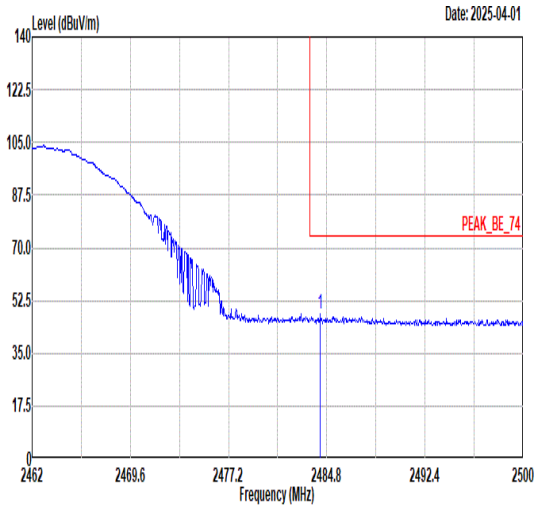 Freq Level Limit Line Margin (dB) Read Level Ant Factor Cable Loss Preamp Factor APos TPos Remark 1 2484.31 48.04 74.00 -25.96 42.14 30.63 7.88 32.61 334 172 PEAK	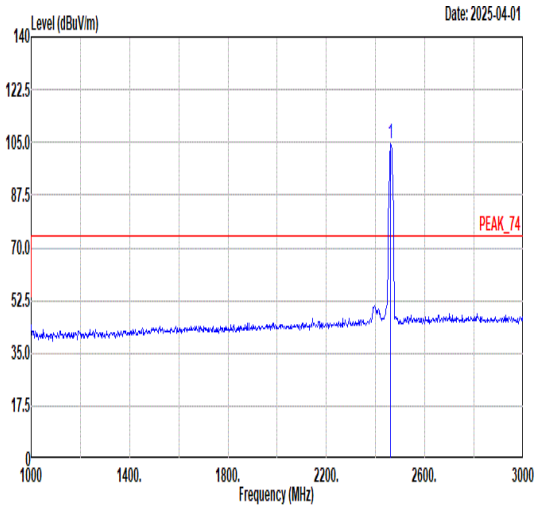 Freq Level Limit Line Margin (dB) Read Level Ant Factor Cable Loss Preamp Factor APos TPos Remark 1 2462.00 104.38 ------ ------ 98.46 30.68 7.86 32.62 334 172 PEAK
Avg	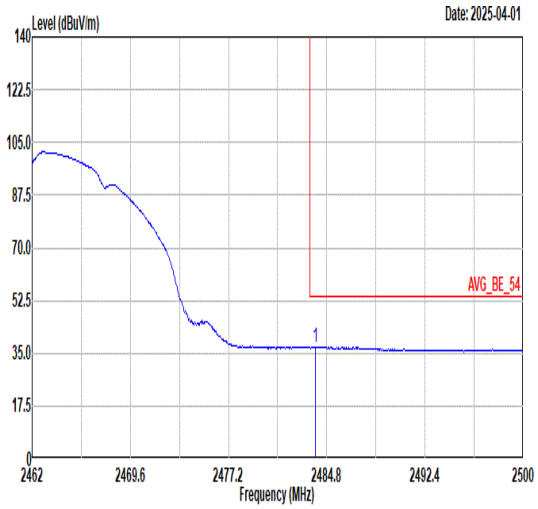 Freq Level Limit Line Margin (dB) Read Level Ant Factor Cable Loss Preamp Factor APos TPos Remark 1 2483.93 37.00 54.00 -17.00 31.10 30.63 7.88 32.61 334 172 AVERAGE	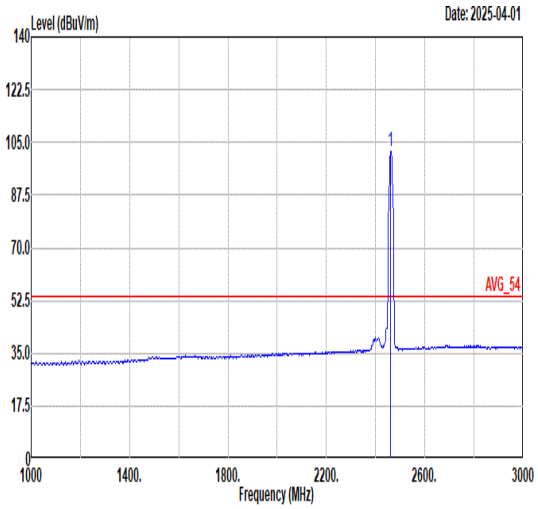 Freq Level Limit Line Margin (dB) Read Level Ant Factor Cable Loss Preamp Factor APos TPos Remark 1 2462.00 101.94 ------ ------ 96.02 30.68 7.86 32.62 334 172 AVERAGE

Mode	3	
	Harmonic	
	2400-2483.5_802.11b_CH11_2462MHz	
ANT	CDD 7+6	
Pol.	Horizontal	Vertical
Peak Avg	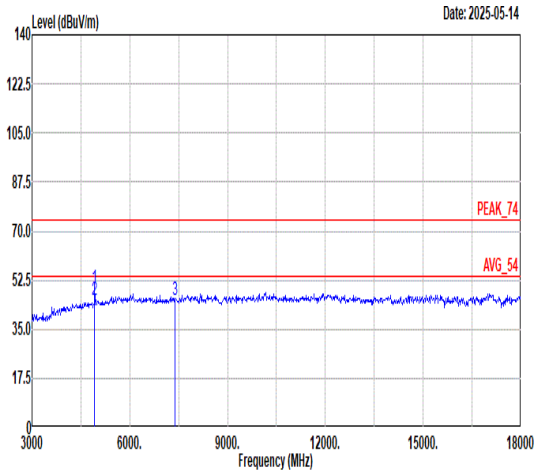 Freq Level Limit Line Margin Read Level Ant Factor Cable Loss Preamp Factor APos TPos Remark MHz dBuV/m dBuV/m dB dBuV dB/m dB dB cm deg 1 4924.00 49.52 74.00 -24.48 56.31 35.54 10.32 52.65 376 238 Peak 2 4924.00 45.41 54.00 -8.59 52.20 35.54 10.32 52.65 376 238 Average 3 7386.00 45.61 74.00 -28.39 49.31 36.57 11.98 52.25 --- --- Peak	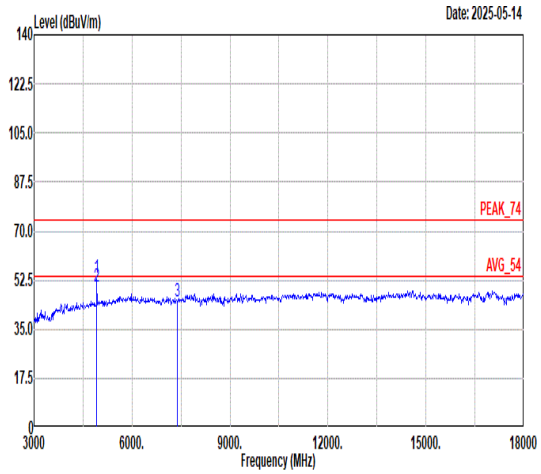 Freq Level Limit Line Margin Read Level Ant Factor Cable Loss Preamp Factor APos TPos Remark MHz dBuV/m dBuV/m dB dBuV dB/m dB dB cm deg 1 4924.00 53.13 74.00 -20.87 59.92 35.54 10.32 52.65 355 140 Peak 2 4924.00 50.10 54.00 -3.90 56.89 35.54 10.32 52.65 355 140 Average 3 7386.00 45.04 74.00 -28.96 48.74 36.57 11.98 52.25 --- --- Peak

Mode	4	
	Band Edge	
	2400-2483.5_802.11g_CH01_2412MHz	
ANT	CDD 7+6	
Pol.	Horizontal	Fundamental
Peak	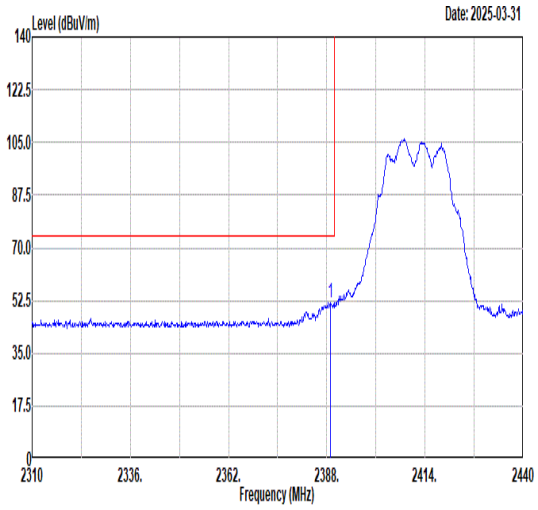 Freq Level Limit Line Margin (dB) Read Level Ant Factor Cable Loss Preamp Factor APos TPos Remark 1 2388.91 51.63 74.00 -22.37 45.91 30.60 7.76 32.64 338 311 PEAK	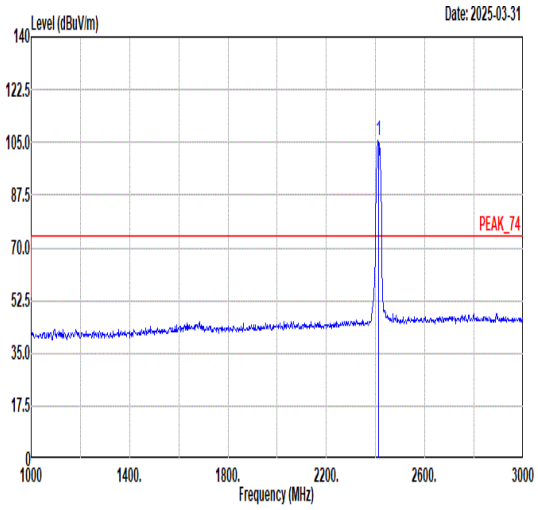 Freq Level Limit Line Margin (dB) Read Level Ant Factor Cable Loss Preamp Factor APos TPos Remark 1 2412.00 105.83 ------ ------ 100.05 30.62 7.80 32.64 338 311 PEAK
Avg	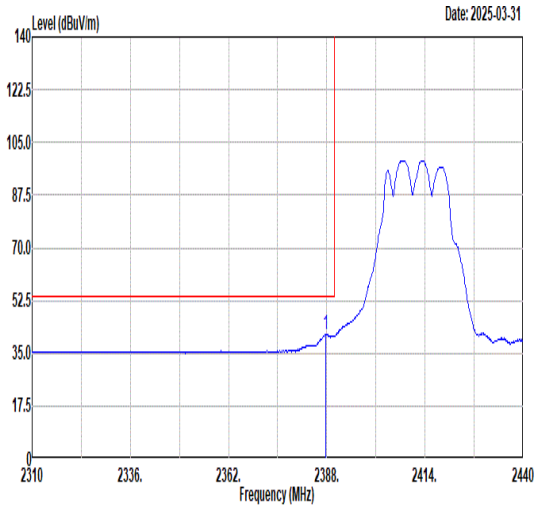 Freq Level Limit Line Margin (dB) Read Level Ant Factor Cable Loss Preamp Factor APos TPos Remark 1 2387.74 41.17 54.00 -12.83 35.46 30.60 7.75 32.64 338 311 AVERAGE	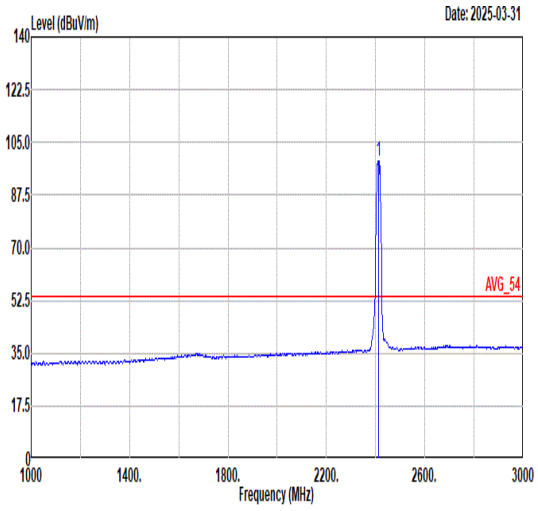 Freq Level Limit Line Margin (dB) Read Level Ant Factor Cable Loss Preamp Factor APos TPos Remark 1 2412.00 98.88 ------ ------ 93.10 30.62 7.80 32.64 338 311 AVERAGE

Mode	4	
	Band Edge	
	2400-2483.5_802.11g_CH01_2412MHz	
ANT	CDD 7+6	
Pol.	Vertical	Fundamental
Peak	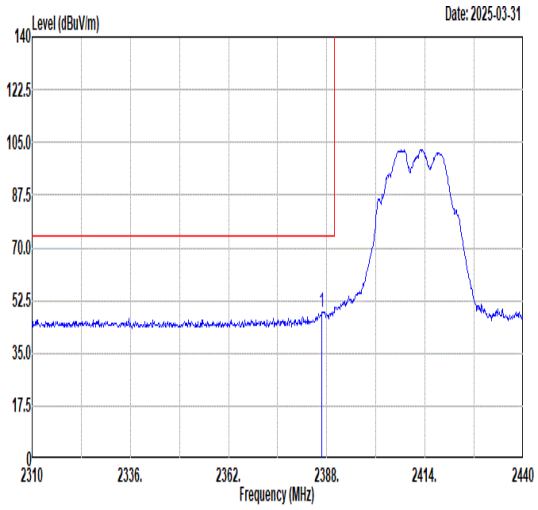 Limit Margin Read Ant Cable Preamp APos TPos Freq Level Line (dB) Level Factor Loss Factor Remark MHz dBuV/m dBuV/m dBuV dB/m dB dB cm deg 1 2386.70 48.73 74.00 -25.27 43.03 30.60 7.75 32.65 338 217 PEAK	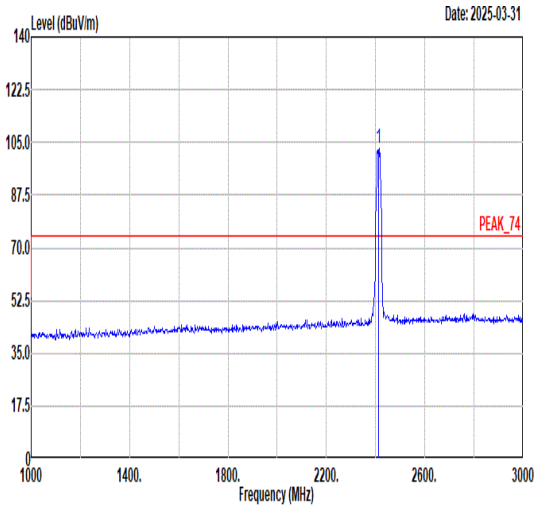 Limit Margin Read Ant Cable Preamp APos TPos Freq Level Line (dB) Level Factor Loss Factor Remark MHz dBuV/m dBuV/m dBuV dB/m dB dB cm deg 1 2412.00 102.83 ------ ------ 97.02 30.63 7.81 32.63 338 217 PEAK
Avg	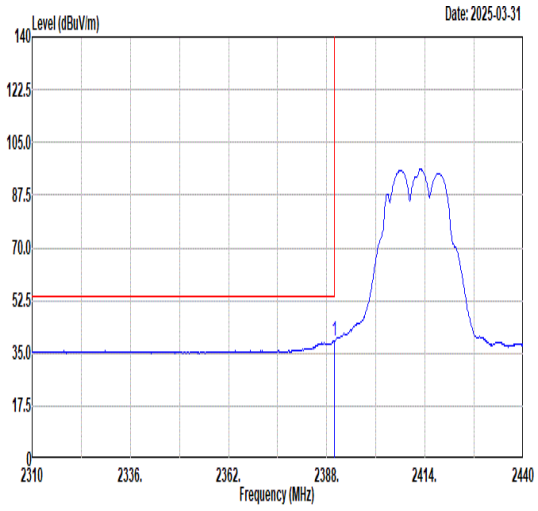 Limit Margin Read Ant Cable Preamp APos TPos Freq Level Line (dB) Level Factor Loss Factor Remark MHz dBuV/m dBuV/m dBuV dB/m dB dB cm deg 1 2389.95 39.03 54.00 -14.97 33.31 30.60 7.76 32.64 338 217 AVERAGE	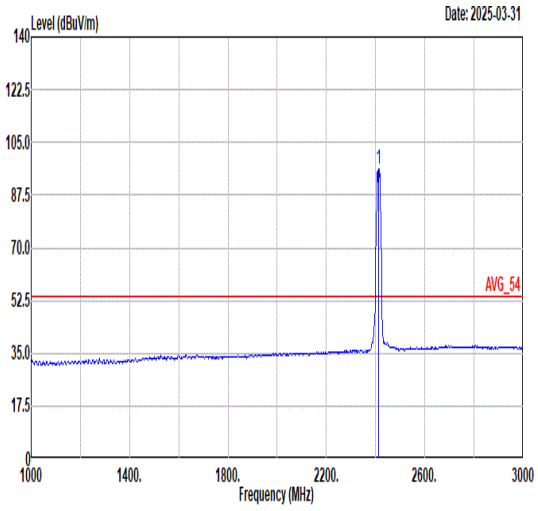 Limit Margin Read Ant Cable Preamp APos TPos Freq Level Line (dB) Level Factor Loss Factor Remark MHz dBuV/m dBuV/m dBuV dB/m dB dB cm deg 1 2412.00 96.01 ------ ------ 90.22 30.62 7.81 32.64 338 217 AVERAGE

Mode	4	
	Harmonic	
	2400-2483.5_802.11g_CH01_2412MHz	
ANT	CDD 7+6	
Pol.	Horizontal	Vertical
Peak Avg	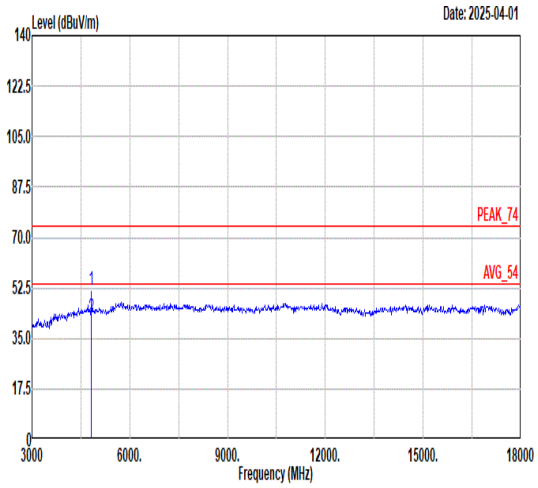 Freq Level Limit Line Margin Read Level Ant Factor Cable Loss Preamp Factor APos TPos Remark MHz dBuV/m dBuV/m dB dBuV dB/m dB dB cm deg 1 4824.00 51.75 74.00 -22.25 57.96 35.30 11.08 52.59 400 185 Peak 2 4824.00 42.02 54.00 -11.98 48.23 35.30 11.08 52.59 400 185 Average	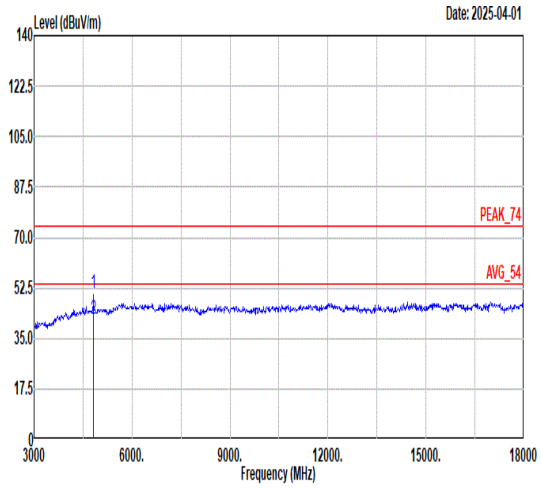 Freq Level Limit Line Margin Read Level Ant Factor Cable Loss Preamp Factor APos TPos Remark MHz dBuV/m dBuV/m dB dBuV dB/m dB dB cm deg 1 4824.00 50.64 74.00 -23.36 56.85 35.30 11.08 52.59 235 141 Peak 2 4824.00 41.64 54.00 -12.36 47.85 35.30 11.08 52.59 235 141 Average

Mode	5	
	Harmonic	
	2400-2483.5_802.11g_CH06_2437MHz	
ANT	CDD 7+6	
Pol.	Horizontal	Vertical
Peak Avg	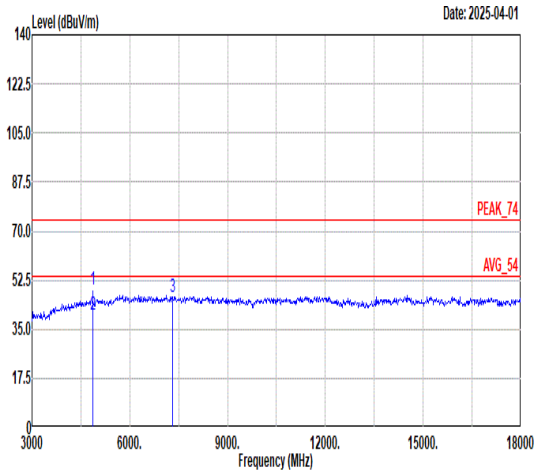 Freq Level Limit Line Margin Read Level Ant Factor Cable Loss Preamp Factor APos TPos Remark MHz dBuV/m dBuV/m dB dBuV dB/m dB dB cm deg 1 4874.00 48.94 74.00 -25.06 55.11 35.35 11.10 52.62 388 188 Peak 2 4874.00 40.05 54.00 -13.95 46.22 35.35 11.10 52.62 388 188 Average 3 7311.00 46.31 74.00 -27.69 48.87 36.58 13.08 52.22 --- --- Peak	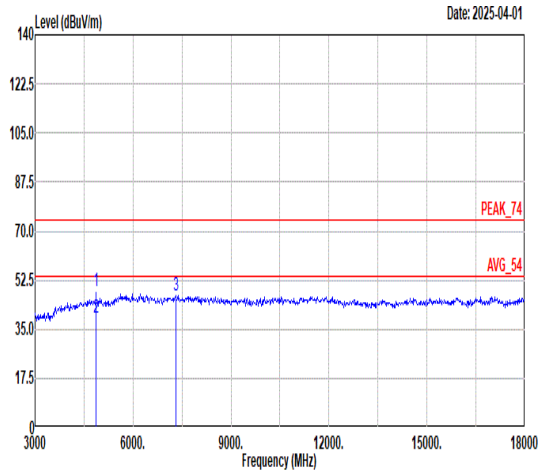 Freq Level Limit Line Margin Read Level Ant Factor Cable Loss Preamp Factor APos TPos Remark MHz dBuV/m dBuV/m dB dBuV dB/m dB dB cm deg 1 4874.00 48.35 74.00 -25.65 54.52 35.35 11.10 52.62 235 144 Peak 2 4874.00 38.97 54.00 -15.03 45.14 35.35 11.10 52.62 235 144 Average 3 7311.00 47.08 74.00 -26.92 49.64 36.58 13.08 52.22 --- --- Peak

Mode	6	
	Band Edge	
	2400-2483.5_802.11g_CH11_2462MHz	
ANT	CDD 7+6	
Pol.	Horizontal	Fundamental
Peak	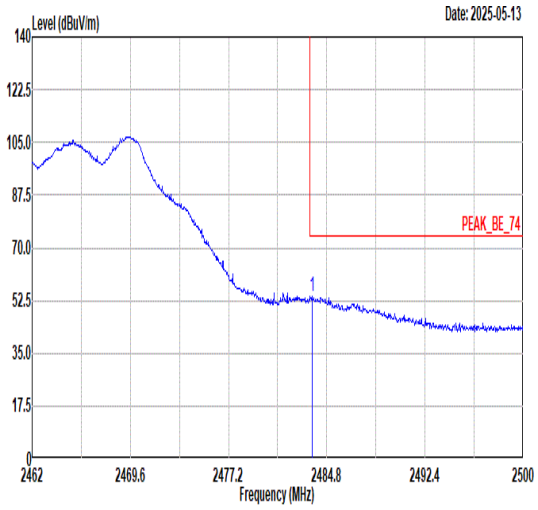 Freq Level Limit Line Margin Read Level Ant Factor Cable Loss Preamp Factor APos TPos Remark MHz dBuV/m dBuV/m dB dBuV dB/m dB dB cm deg 1 2483.66 53.97 74.00 -20.03 48.97 30.63 6.98 32.61 147 111 Peak	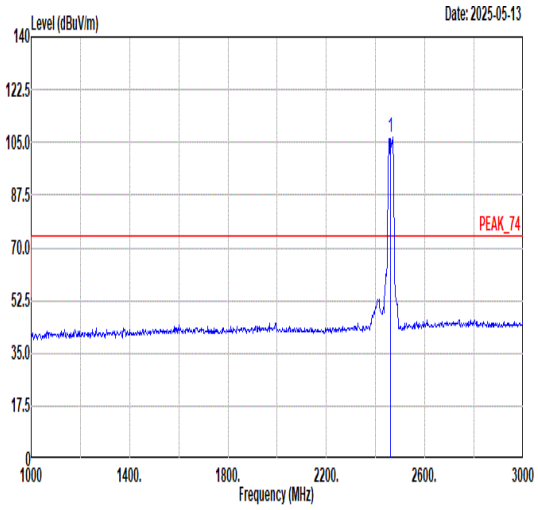 Freq Level Limit Line Margin Read Level Ant Factor Cable Loss Preamp Factor APos TPos Remark MHz dBuV/m dBuV/m dB dBuV dB/m dB dB cm deg 1 2462.00 106.95 ------ ------ 101.94 30.68 6.95 32.62 147 111 Peak
Avg	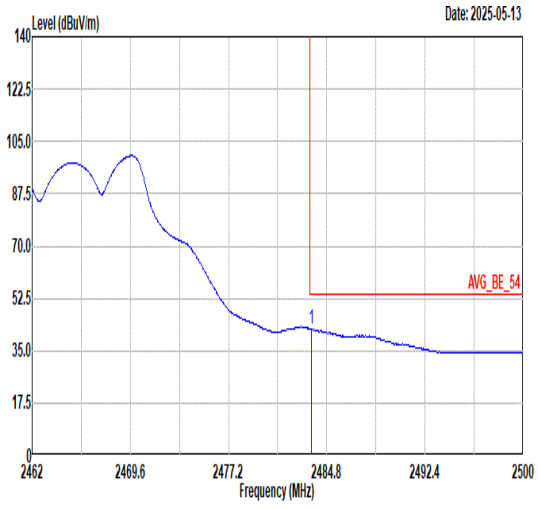 Freq Level Limit Line Margin Read Level Ant Factor Cable Loss Preamp Factor APos TPos Remark MHz dBuV/m dBuV/m dB dBuV dB/m dB dB cm deg 1 2483.62 42.35 54.00 -11.65 37.35 30.63 6.98 32.61 147 111 Average	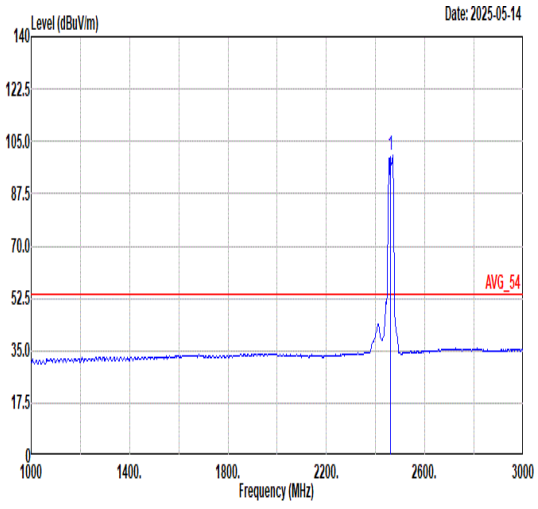 Freq Level Limit Line Margin Read Level Ant Factor Cable Loss Preamp Factor APos TPos Remark MHz dBuV/m dBuV/m dB dBuV dB/m dB dB cm deg 1 2462.00 100.16 ------ ------ 95.15 30.68 6.95 32.62 147 111 Average

Mode	6	
	Band Edge	
	2400-2483.5_802.11g_CH11_2462MHz	
ANT	CDD 7+6	
Pol.	Vertical	Fundamental
Peak	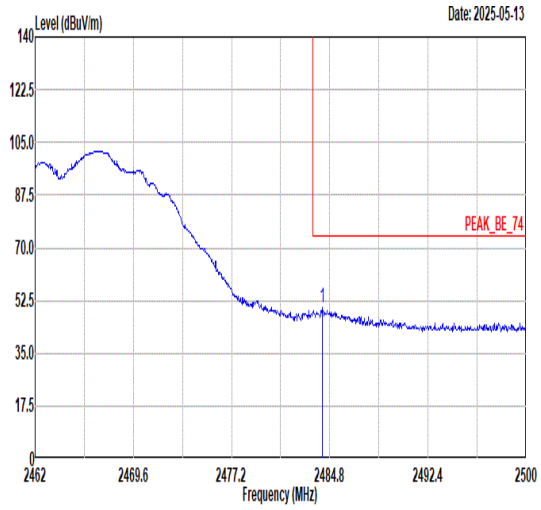 Limit Read Ant Cable Preamp APos TPos Freq Level Line Margin Level Factor Loss Factor Remark MHz dBuV/m dBuV/m dB dBuV dB/m dB dB cm deg 1 2484.23 49.97 74.00 -24.03 44.97 30.63 6.98 32.61 264 339 Peak	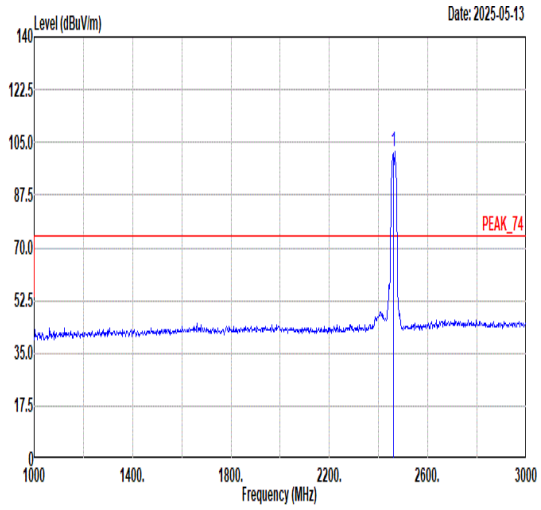 Limit Read Ant Cable Preamp APos TPos Freq Level Line Margin Level Factor Loss Factor Remark MHz dBuV/m dBuV/m dB dBuV dB/m dB dB cm deg 1 2462.00 102.09 ------ ------ 97.08 30.68 6.95 32.62 264 339 Peak
Avg	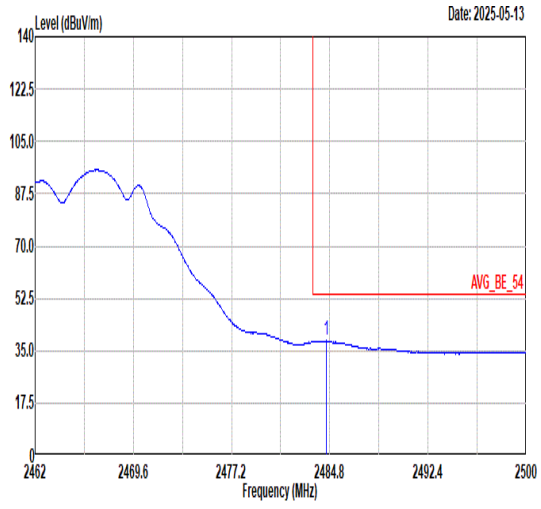 Limit Read Ant Cable Preamp APos TPos Freq Level Line Margin Level Factor Loss Factor Remark MHz dBuV/m dBuV/m dB dBuV dB/m dB dB cm deg 1 2484.53 38.39 54.00 -15.61 33.39 30.63 6.98 32.61 264 339 Average	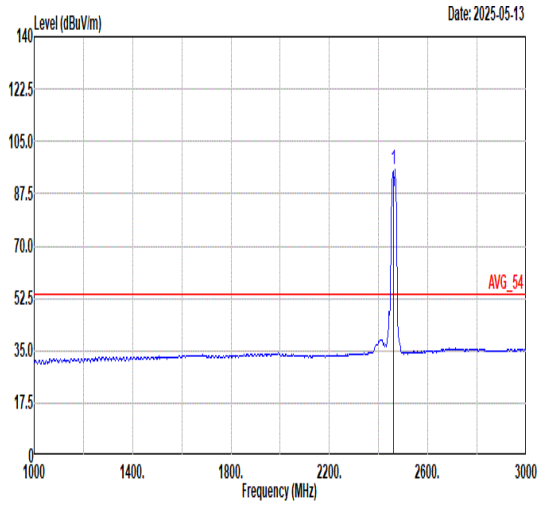 Limit Read Ant Cable Preamp APos TPos Freq Level Line Margin Level Factor Loss Factor Remark MHz dBuV/m dBuV/m dB dBuV dB/m dB dB cm deg 1 2462.00 95.37 ------ ------ 90.36 30.68 6.95 32.62 264 339 Average

Mode	6	
	Harmonic	
	2400-2483.5_802.11g_CH11_2462MHz	
ANT	CDD 7+6	
Pol.	Horizontal	Vertical
Peak Avg	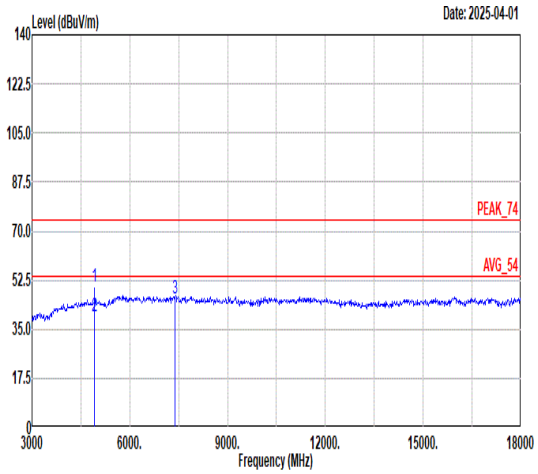 Freq Level Limit Line Margin Read Level Ant Factor Cable Loss Preamp Factor APos TPos Remark MHz dBuV/m dBuV/m dB dBuV dB/m dB dB cm deg 1 4924.00 49.99 74.00 -24.01 55.98 35.54 11.12 52.65 382 182 Peak 2 4924.00 39.67 54.00 -14.33 45.66 35.54 11.12 52.65 382 182 Average 3 7386.00 46.16 74.00 -27.84 48.71 36.57 13.13 52.25 --- --- Peak	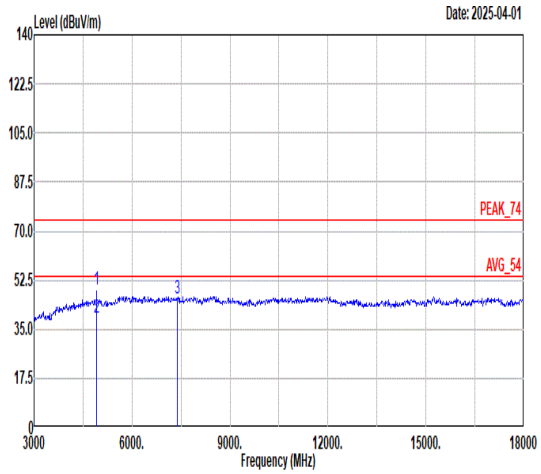 Freq Level Limit Line Margin Read Level Ant Factor Cable Loss Preamp Factor APos TPos Remark MHz dBuV/m dBuV/m dB dBuV dB/m dB dB cm deg 1 4924.00 49.14 74.00 -24.86 55.13 35.54 11.12 52.65 240 137 Peak 2 4924.00 38.88 54.00 -15.12 44.87 35.54 11.12 52.65 240 137 Average 3 7386.00 45.99 74.00 -28.01 48.54 36.57 13.13 52.25 --- --- Peak

Mode	7	
	Band Edge	
	2400-2483.5_802.11n HT20_CH01_2412MHz	
ANT	CDD 7+6	
Pol.	Horizontal	Fundamental
Peak	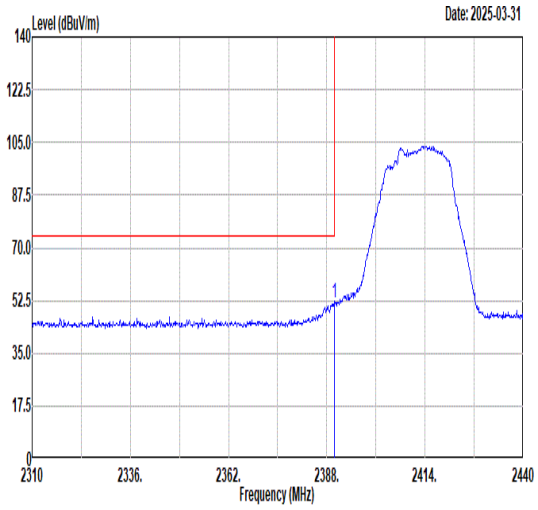 Freq Level Limit Line Margin (dB) Read Level Ant Factor Cable Loss Preamp Factor APos TPos Remark 1 2389.95 51.73 74.00 -22.27 46.01 30.60 7.76 32.64 339 314 PEAK	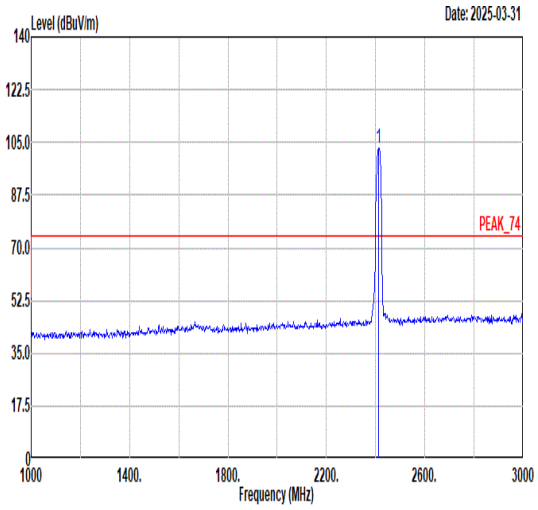 Freq Level Limit Line Margin (dB) Read Level Ant Factor Cable Loss Preamp Factor APos TPos Remark 1 2412.00 103.16 ------ ------ 97.35 30.63 7.81 32.63 339 314 PEAK
Avg	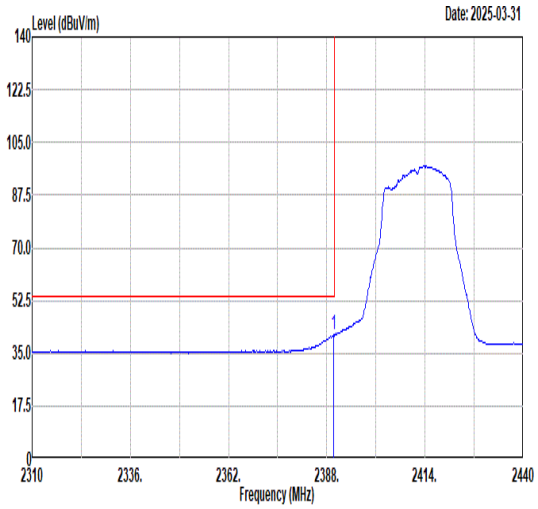 Freq Level Limit Line Margin (dB) Read Level Ant Factor Cable Loss Preamp Factor APos TPos Remark 1 2389.82 41.00 54.00 -13.00 35.28 30.60 7.76 32.64 339 314 AVERAGE	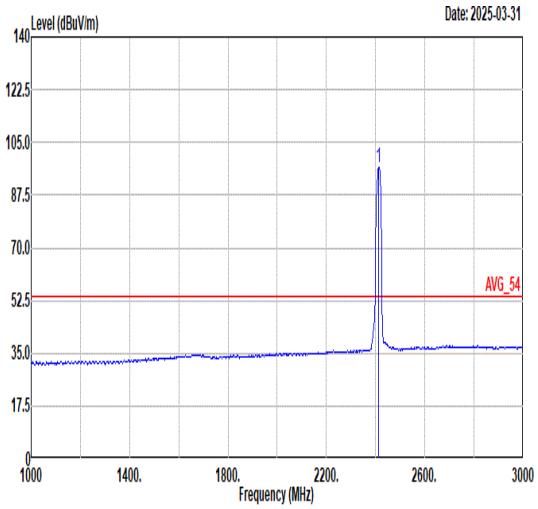 Freq Level Limit Line Margin (dB) Read Level Ant Factor Cable Loss Preamp Factor APos TPos Remark 1 2412.00 96.87 ------ ------ 91.06 30.63 7.81 32.63 339 314 AVERAGE

Mode	7	
	Band Edge	
	2400-2483.5_802.11n HT20_CH01_2412MHz	
ANT	CDD 7+6	
Pol.	Vertical	Fundamental
Peak	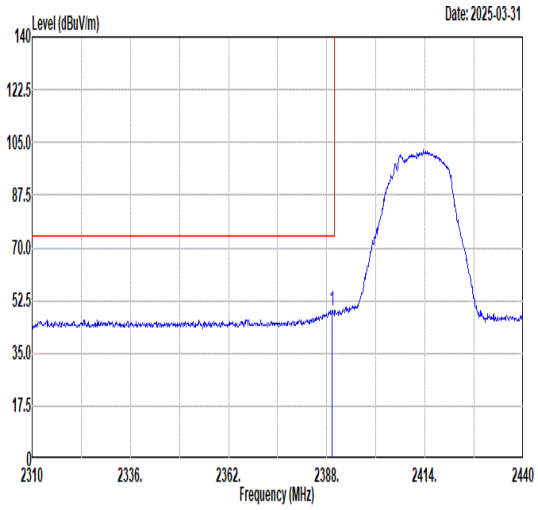 Freq Level Limit Line Margin (dB) Read Level Ant Factor Cable Loss Preamp Factor APos TPos Remark 1 2389.43 49.28 74.00 -24.72 43.56 30.60 7.76 32.64 338 214 PEAK	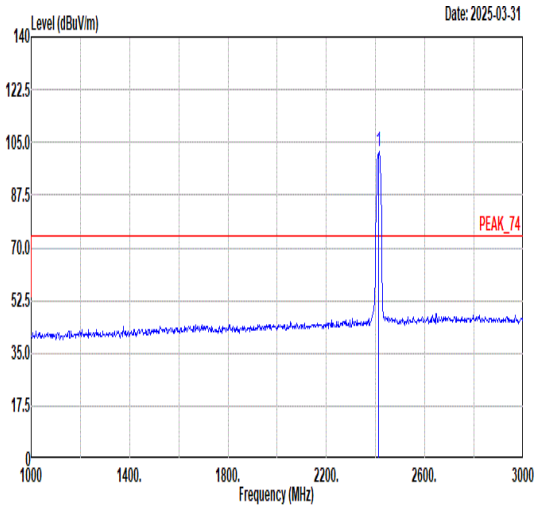 Freq Level Limit Line Margin (dB) Read Level Ant Factor Cable Loss Preamp Factor APos TPos Remark 1 2412.00 101.93 ------ ------ 96.12 30.63 7.81 32.63 338 214 PEAK
Avg	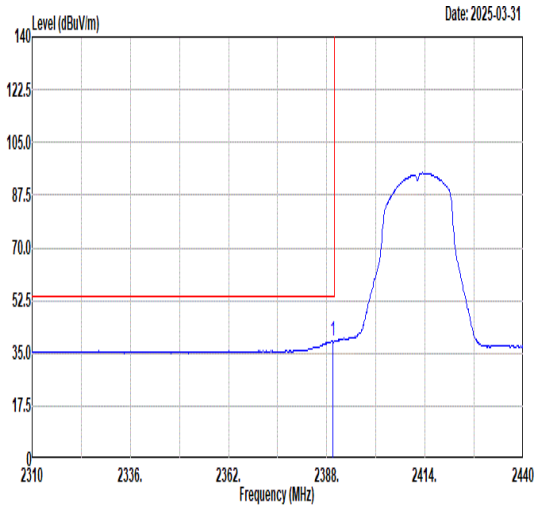 Freq Level Limit Line Margin (dB) Read Level Ant Factor Cable Loss Preamp Factor APos TPos Remark 1 2389.56 38.89 54.00 -15.11 33.17 30.60 7.76 32.64 338 214 AVERAGE	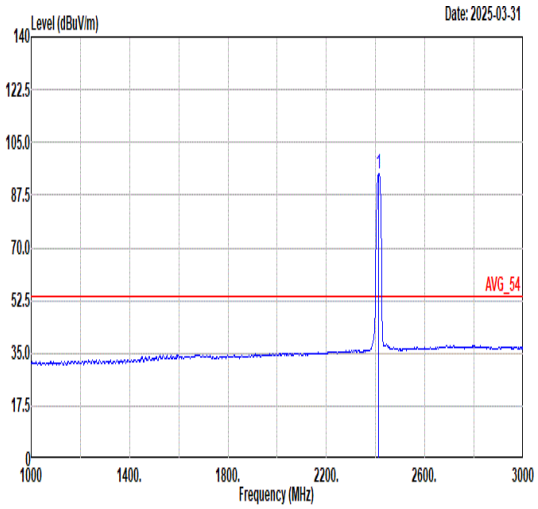 Freq Level Limit Line Margin (dB) Read Level Ant Factor Cable Loss Preamp Factor APos TPos Remark 1 2412.00 94.69 ------ ------ 88.88 30.63 7.81 32.63 338 214 AVERAGE

Mode	7	
	Harmonic	
	2400-2483.5_802.11n HT20_CH01_2412MHz	
ANT	CDD 7+6	
Pol.	Horizontal	Vertical
Peak Avg	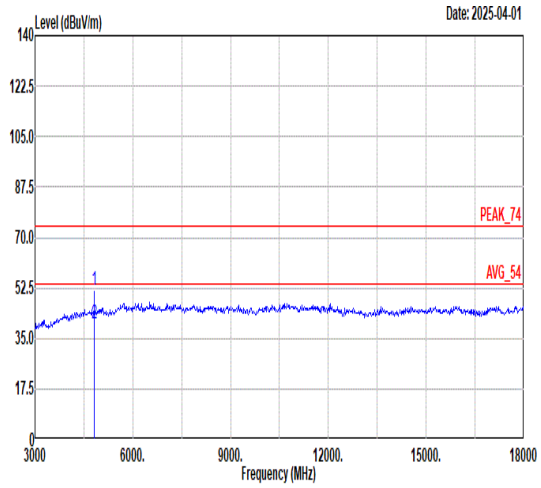 Freq Level Limit Line Margin Read Level Ant Factor Cable Loss Preamp Factor APos TPos Remark MHz dBuV/m dBuV/m dB dBuV dB/m dB dB cm deg 1 4824.00 51.67 74.00 -22.33 57.88 35.30 11.08 52.59 367 128 Peak 2 4824.00 40.01 54.00 -13.99 46.22 35.30 11.08 52.59 367 128 Average	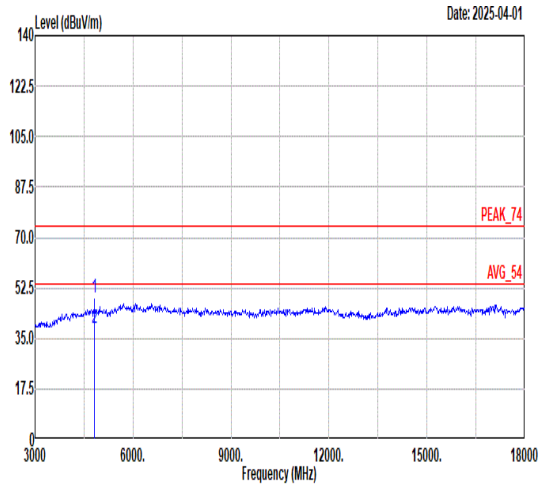 Freq Level Limit Line Margin Read Level Ant Factor Cable Loss Preamp Factor APos TPos Remark MHz dBuV/m dBuV/m dB dBuV dB/m dB dB cm deg 1 4824.00 49.24 74.00 -24.76 55.45 35.30 11.08 52.59 237 141 Peak 2 4824.00 38.77 54.00 -15.23 44.98 35.30 11.08 52.59 237 141 Average

Mode	8	
	Harmonic	
	2400-2483.5_802.11n HT20_CH06_2437MHz	
ANT	CDD 7+6	
Pol.	Horizontal	Vertical
Peak Avg	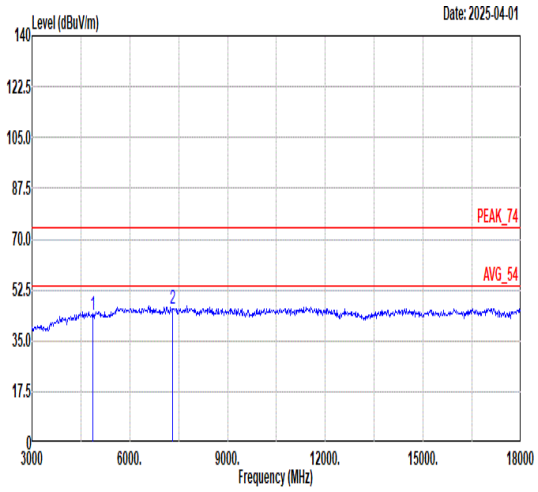 Freq Level Limit Line Margin Read Level Ant Factor Cable Loss Preamp Factor APos TPos Remark MHz dBuV/m dBuV/m dB dBuV dB/m dB dB cm deg 1 4874.00 43.74 74.00 -30.26 49.91 35.35 11.10 52.62 --- --- Peak 2 7311.00 46.19 74.00 -27.81 48.75 36.58 13.08 52.22 --- --- Peak	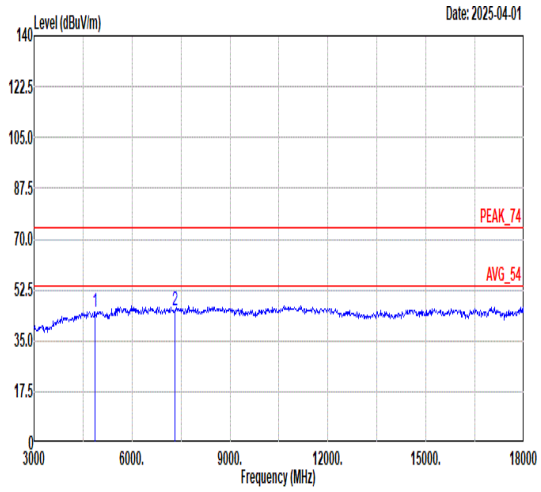 Freq Level Limit Line Margin Read Level Ant Factor Cable Loss Preamp Factor APos TPos Remark MHz dBuV/m dBuV/m dB dBuV dB/m dB dB cm deg 1 4874.00 44.73 74.00 -29.27 50.90 35.35 11.10 52.62 --- --- Peak 2 7311.00 45.39 74.00 -28.61 47.95 36.58 13.08 52.22 --- --- Peak

Mode	9	
	Band Edge	
	2400-2483.5_802.11n HT20_CH11_2462MHz	
ANT	CDD 7+6	
Pol.	Horizontal	Fundamental
Peak	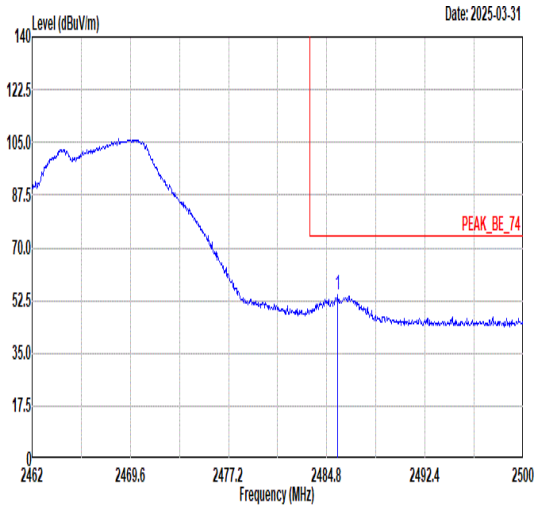 Freq Level Limit Line Margin (dB) Read Level Ant Factor Cable Loss Preamp Factor APos TPos Remark 1 2485.64 54.23 74.00 -19.77 48.33 30.63 7.88 32.61 354 295 PEAK	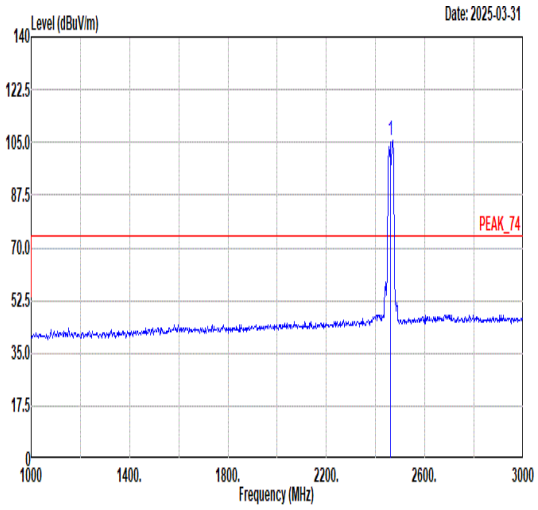 Freq Level Limit Line Margin (dB) Read Level Ant Factor Cable Loss Preamp Factor APos TPos Remark 1 2462.00 105.51 ------ ------ 99.60 30.66 7.86 32.61 354 295 PEAK
Avg	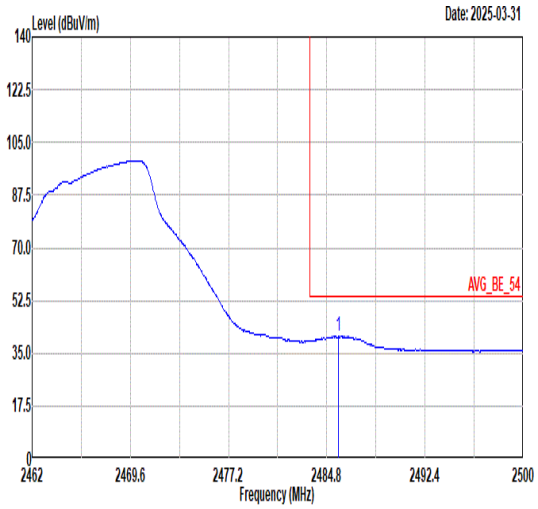 Freq Level Limit Line Margin (dB) Read Level Ant Factor Cable Loss Preamp Factor APos TPos Remark 1 2485.71 40.78 54.00 -13.22 34.88 30.63 7.88 32.61 354 295 AVERAGE	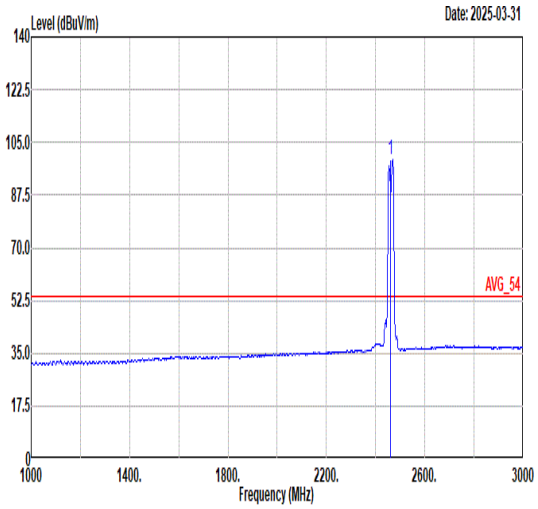 Freq Level Limit Line Margin (dB) Read Level Ant Factor Cable Loss Preamp Factor APos TPos Remark 1 2462.00 99.16 ------ ------ 93.25 30.66 7.86 32.61 354 295 AVERAGE

Mode	9	
	Band Edge	
	2400-2483.5_802.11n HT20_CH11_2462MHz	
ANT	CDD 7+6	
Pol.	Vertical	Fundamental
Peak	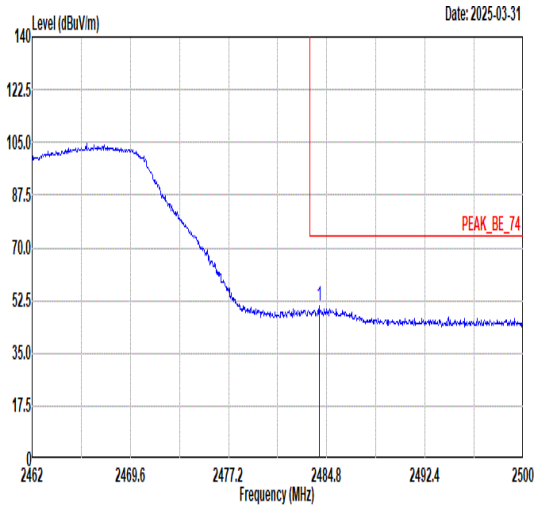 Freq Level Limit Line Margin (dB) Read Level Ant Factor Cable Loss Preamp Factor APos TPos Remark 1 2484.23 50.76 74.00 -23.24 44.86 30.63 7.88 32.61 346 206 PEAK	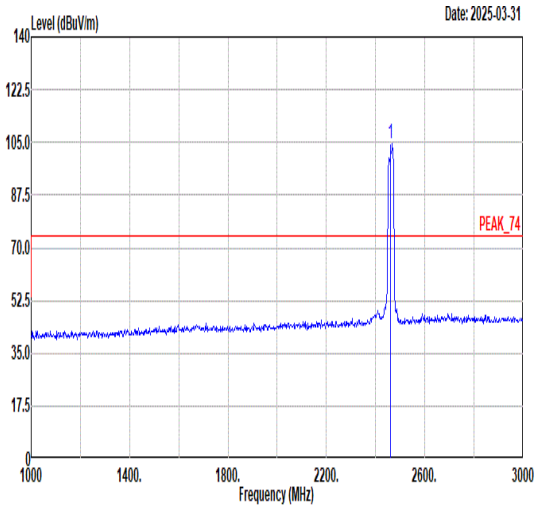 Freq Level Limit Line Margin (dB) Read Level Ant Factor Cable Loss Preamp Factor APos TPos Remark 1 2462.00 104.36 ------ ------ 98.45 30.66 7.86 32.61 346 206 PEAK
Avg	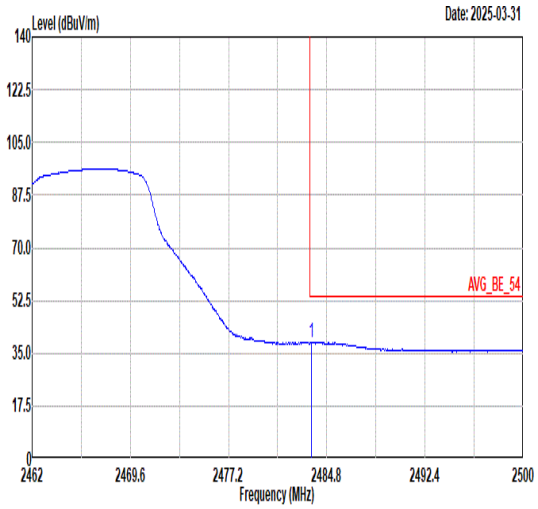 Freq Level Limit Line Margin (dB) Read Level Ant Factor Cable Loss Preamp Factor APos TPos Remark 1 2483.62 38.50 54.00 -15.50 32.60 30.63 7.88 32.61 346 206 AVERAGE	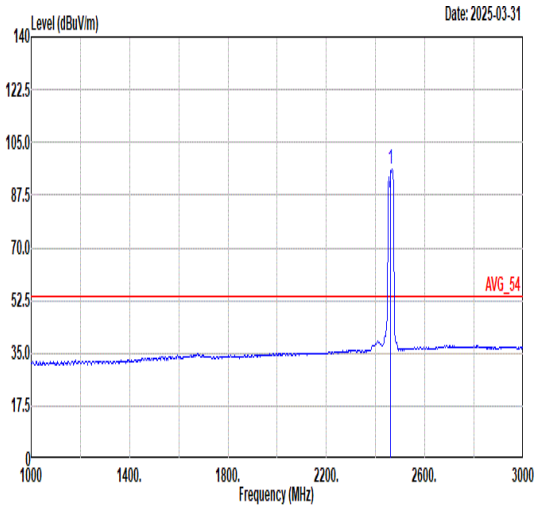 Freq Level Limit Line Margin (dB) Read Level Ant Factor Cable Loss Preamp Factor APos TPos Remark 1 2462.00 96.21 ------ ------ 90.30 30.66 7.86 32.61 346 206 AVERAGE

Mode	9	
	Harmonic	
	2400-2483.5_802.11n HT20_CH11_2462MHz	
ANT	CDD 7+6	
Pol.	Horizontal	Vertical
Peak Avg	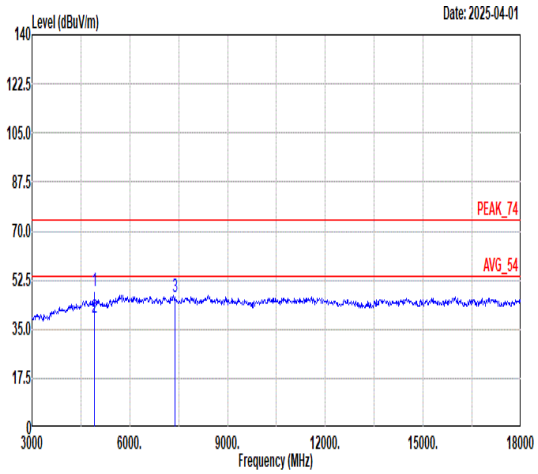 Freq Level Limit Line Margin Read Level Ant Factor Cable Loss Preamp Factor APos TPos Remark MHz dBuV/m dBuV/m dB dBuV dB/m dB dB cm deg 1 4924.00 48.44 74.00 -25.56 54.43 35.54 11.12 52.65 381 185 Peak 2 4924.00 39.14 54.00 -14.86 45.13 35.54 11.12 52.65 381 185 Average 3 7386.00 46.28 74.00 -27.72 48.83 36.57 13.13 52.25 --- --- Peak	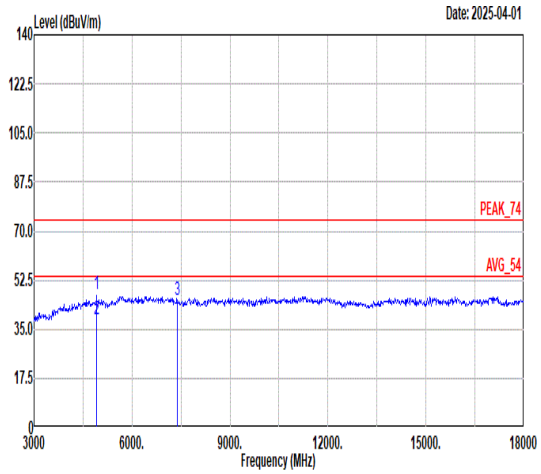 Freq Level Limit Line Margin Read Level Ant Factor Cable Loss Preamp Factor APos TPos Remark MHz dBuV/m dBuV/m dB dBuV dB/m dB dB cm deg 1 4924.00 47.77 74.00 -26.23 53.76 35.54 11.12 52.65 242 135 Peak 2 4924.00 38.37 54.00 -15.63 44.36 35.54 11.12 52.65 242 135 Average 3 7386.00 45.40 74.00 -28.60 47.95 36.57 13.13 52.25 --- --- Peak

Mode	10	
	Band Edge - L	
	2400-2483.5_802.11n HT40_CH03_2422MHz	
ANT	CDD 7+6	
Pol.	Horizontal	Fundamental
Peak	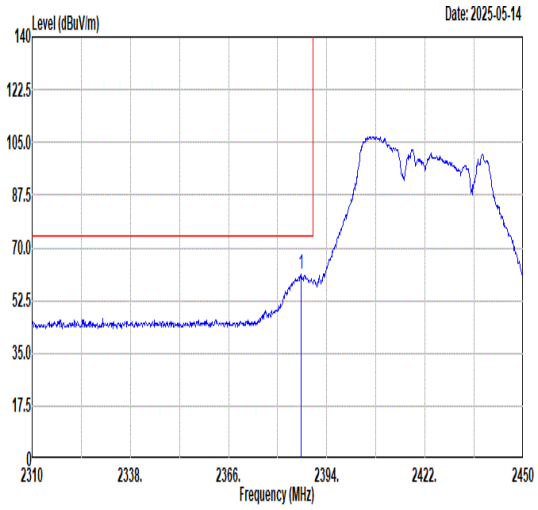 Freq Level Limit Line Margin Read Level Ant Factor Cable Loss Preamp Factor APos TPos Remark MHz dBuV/m dBuV/m dB dBuV dB/m dB dB cm deg 1 2386.72 61.04 74.00 -12.96 56.23 30.60 6.86 32.65 340 311 Peak	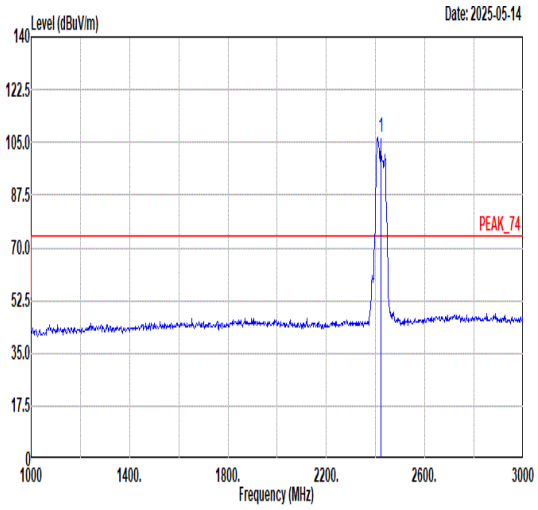 Freq Level Limit Line Margin Read Level Ant Factor Cable Loss Preamp Factor APos TPos Remark MHz dBuV/m dBuV/m dB dBuV dB/m dB dB cm deg 1 2422.00 106.76 ------ ------ 101.85 30.64 6.90 32.63 340 311 Peak
Avg	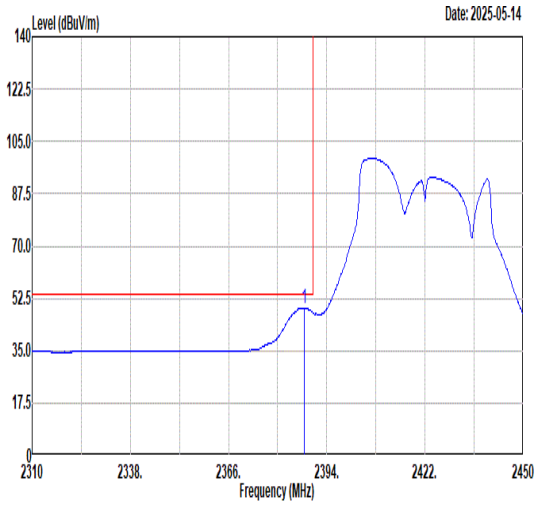 Freq Level Limit Line Margin Read Level Ant Factor Cable Loss Preamp Factor APos TPos Remark MHz dBuV/m dBuV/m dB dBuV dB/m dB dB cm deg 1 2387.56 49.23 54.00 -4.77 44.41 30.60 6.86 32.64 340 311 Average	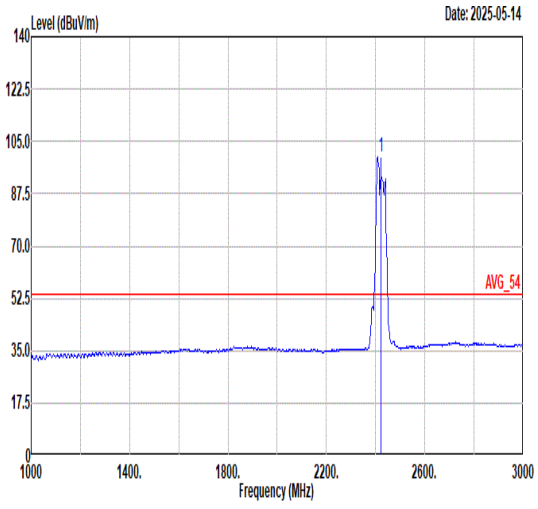 Freq Level Limit Line Margin Read Level Ant Factor Cable Loss Preamp Factor APos TPos Remark MHz dBuV/m dBuV/m dB dBuV dB/m dB dB cm deg 1 2422.00 99.68 ------ ------ 94.77 30.64 6.90 32.63 340 311 Average

Mode	10	
	Band Edge - R	
	2400-2483.5_802.11n HT40_CH03_2422MHz	
ANT	CDD 7+6	
Pol.	Horizontal	Fundamental
Peak	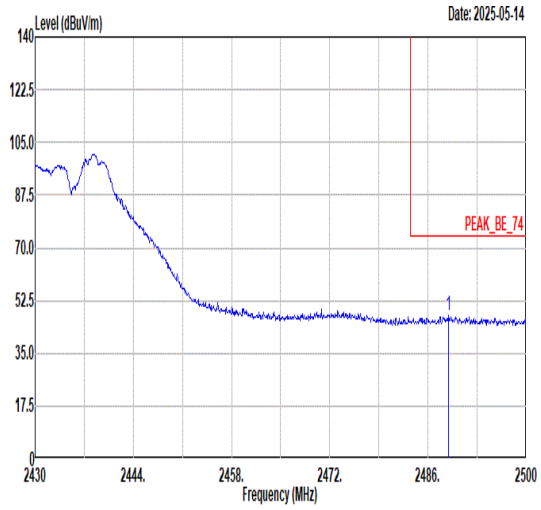 Freq Level Limit Line Margin Read Level Ant Factor Cable Loss Preamp Factor APos TPos Remark MHz dBuV/m dBuV/m dB dBuV dB/m dB dB cm deg 1 2488.87 47.45 74.00 -26.55 42.45 30.62 6.98 32.60 340 311 Peak	Blank
Avg	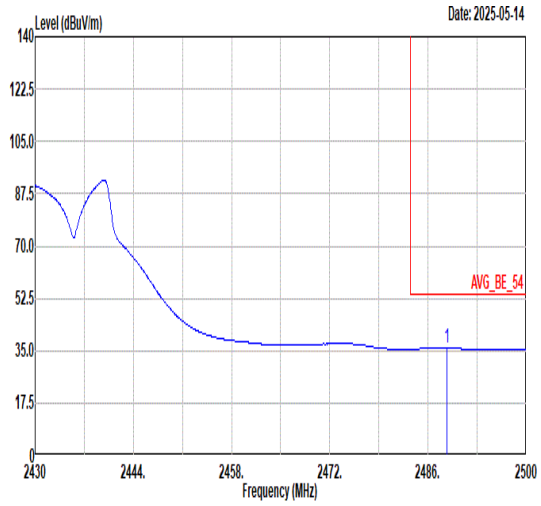 Freq Level Limit Line Margin Read Level Ant Factor Cable Loss Preamp Factor APos TPos Remark MHz dBuV/m dBuV/m dB dBuV dB/m dB dB cm deg 1 2488.66 35.97 54.00 -18.03 30.97 30.62 6.98 32.60 340 311 Average	Blank

Mode	10	
	Band Edge - L	
	2400-2483.5_802.11n HT40_CH03_2422MHz	
ANT	CDD 7+6	
Pol.	Vertical	Fundamental
Peak	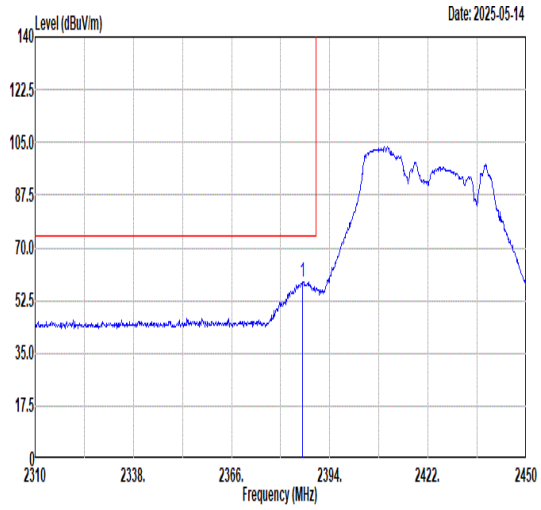 Limit Read Ant Cable Preamp APos TPos Freq Level Line Margin Level Factor Loss Factor Remark MHz dBuV/m dBuV/m dB dBuV dB/m dB dB cm deg 1 2386.30 58.81 74.00 -15.19 54.00 30.60 6.86 32.65 352 218 Peak	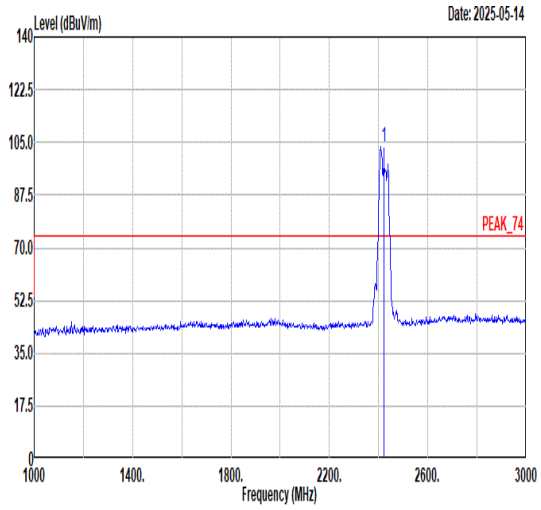 Limit Read Ant Cable Preamp APos TPos Freq Level Line Margin Level Factor Loss Factor Remark MHz dBuV/m dBuV/m dB dBuV dB/m dB dB cm deg 1 2422.00 103.39 ------ ------ 98.48 30.64 6.90 32.63 352 218 Peak
Avg	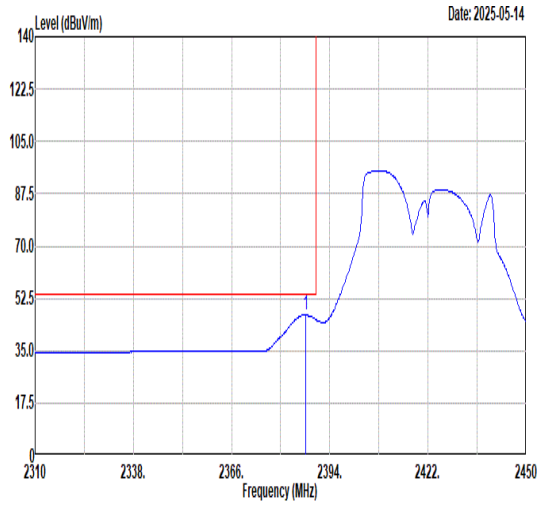 Limit Read Ant Cable Preamp APos TPos Freq Level Line Margin Level Factor Loss Factor Remark MHz dBuV/m dBuV/m dB dBuV dB/m dB dB cm deg 1 2387.14 46.86 54.00 -7.14 42.05 30.60 6.86 32.65 352 218 Average	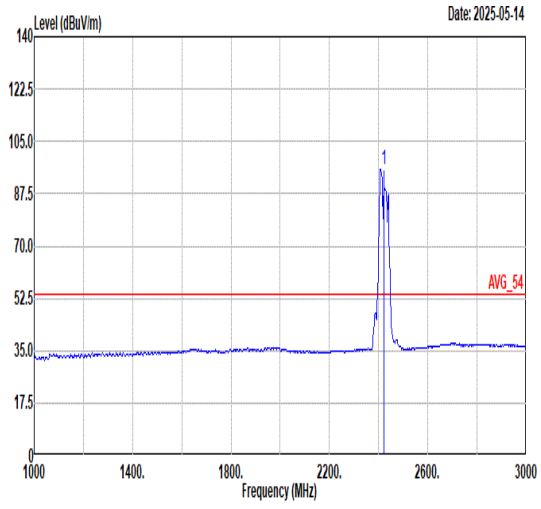 Limit Read Ant Cable Preamp APos TPos Freq Level Line Margin Level Factor Loss Factor Remark MHz dBuV/m dBuV/m dB dBuV dB/m dB dB cm deg 1 2422.00 95.64 ------ ------ 90.73 30.64 6.90 32.63 352 218 Average

Mode	10	
	Band Edge - R	
	2400-2483.5_802.11n HT40_CH03_2422MHz	
ANT	CDD 7+6	
Pol.	Vertical	Fundamental
Peak	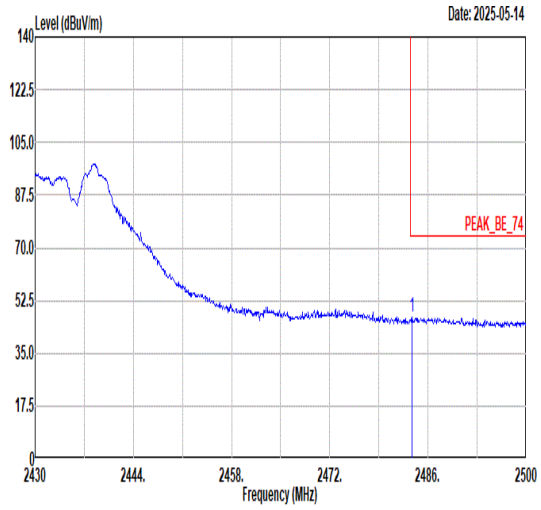 Freq Level Limit Line Margin Read Level Ant Factor Cable Loss Preamp Factor APos TPos Remark MHz dBuV/m dBuV/m dB dBuV dB/m dB dB cm deg 1 2483.76 46.94 74.00 -27.06 41.94 30.63 6.98 32.61 352 218 Peak	Blank
Avg	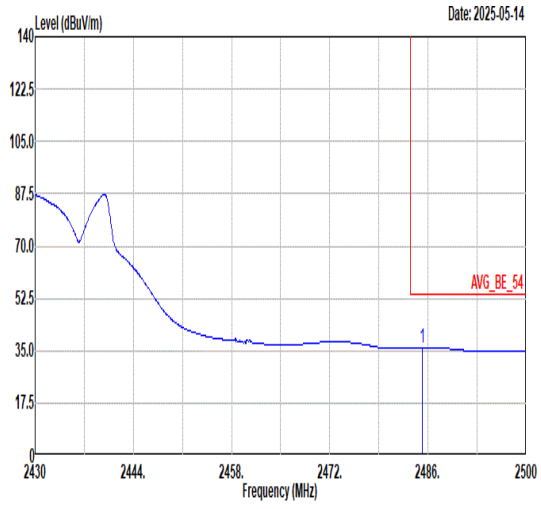 Freq Level Limit Line Margin Read Level Ant Factor Cable Loss Preamp Factor APos TPos Remark MHz dBuV/m dBuV/m dB dBuV dB/m dB dB cm deg 1 2485.16 35.94 54.00 -18.06 30.94 30.63 6.98 32.61 352 218 Average	Blank

Mode	11	
	Band Edge - L	
	2400-2483.5_802.11n HT40_CH09_2452MHz	
ANT	CDD 7+6	
Pol.	Horizontal	Fundamental
Peak	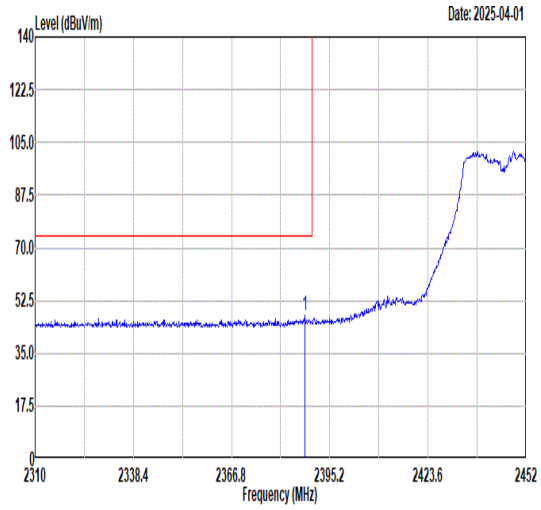 Freq Level Limit Line Margin (dB) Read Level Ant Factor Cable Loss Preamp Factor APos TPos Remark MHz dBuV/m dBuV/m dBuV dB/m dB dB cm deg 1 2387.96 47.31 74.00 -26.69 41.60 30.60 7.75 32.64 363 312 PEAK	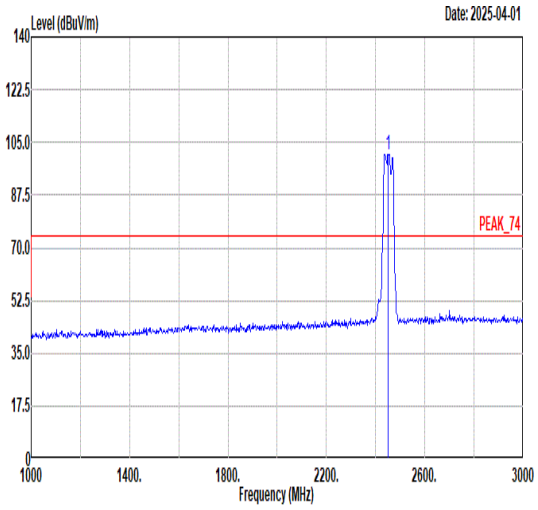 Freq Level Limit Line Margin (dB) Read Level Ant Factor Cable Loss Preamp Factor APos TPos Remark MHz dBuV/m dBuV/m dBuV dB/m dB dB cm deg 1 2452.00 101.16 ------ ------ 95.24 30.69 7.85 32.62 363 312 PEAK
Avg	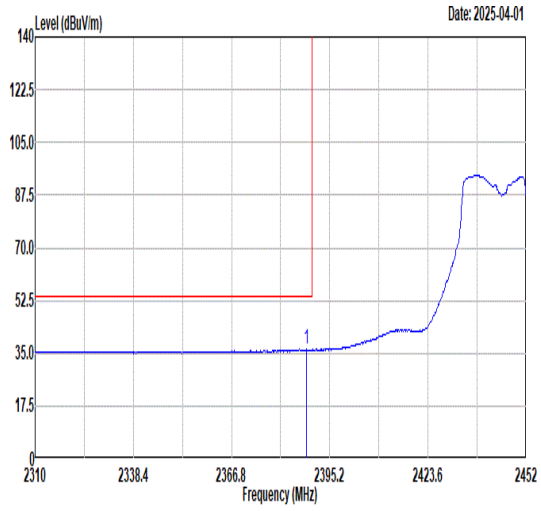 Freq Level Limit Line Margin (dB) Read Level Ant Factor Cable Loss Preamp Factor APos TPos Remark MHz dBuV/m dBuV/m dBuV dB/m dB dB cm deg 1 2388.53 36.24 54.00 -17.76 30.52 30.60 7.76 32.64 363 312 AVERAGE	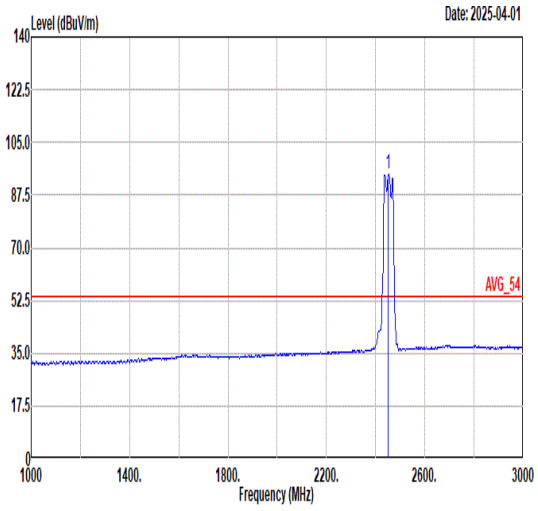 Freq Level Limit Line Margin (dB) Read Level Ant Factor Cable Loss Preamp Factor APos TPos Remark MHz dBuV/m dBuV/m dBuV dB/m dB dB cm deg 1 2452.00 94.32 ------ ------ 88.40 30.69 7.85 32.62 363 312 AVERAGE

Mode	11	
	Band Edge - R	
	2400-2483.5_802.11n HT40_CH09_2452MHz	
ANT	CDD 7+6	
Pol.	Horizontal	Fundamental
Peak	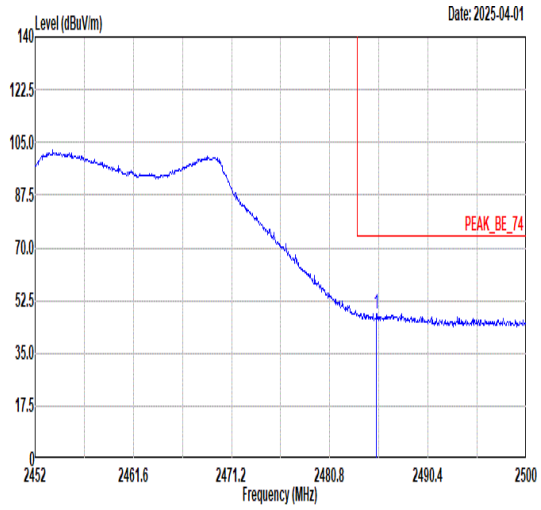 Freq Level Limit Line Margin (dB) Read Level Ant Factor Cable Loss Preamp Factor APos TPos Remark MHz dBuV/m dBuV/m dBuV dB/m dB dB cm deg 1 2485.36 48.11 74.00 -25.89 42.21 30.63 7.88 32.61 363 312 PEAK	Blank
Avg	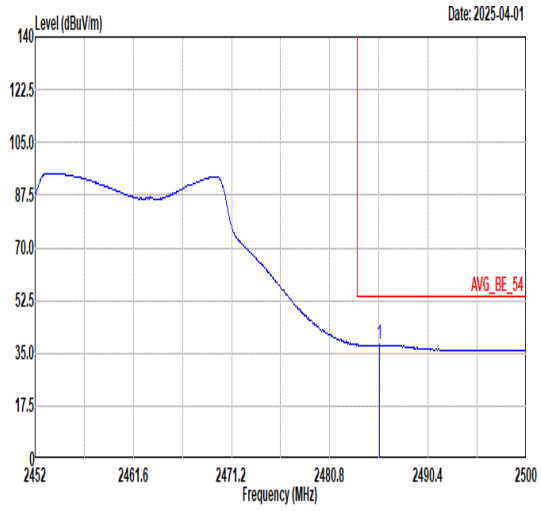 Freq Level Limit Line Margin (dB) Read Level Ant Factor Cable Loss Preamp Factor APos TPos Remark MHz dBuV/m dBuV/m dBuV dB/m dB dB cm deg 1 2485.65 37.94 54.00 -16.06 32.04 30.63 7.88 32.61 363 312 AVERAGE	Blank

Mode	11	
	Band Edge - L	
	2400-2483.5_802.11n HT40_CH09_2452MHz	
ANT	CDD 7+6	
Pol.	Vertical	Fundamental
Peak	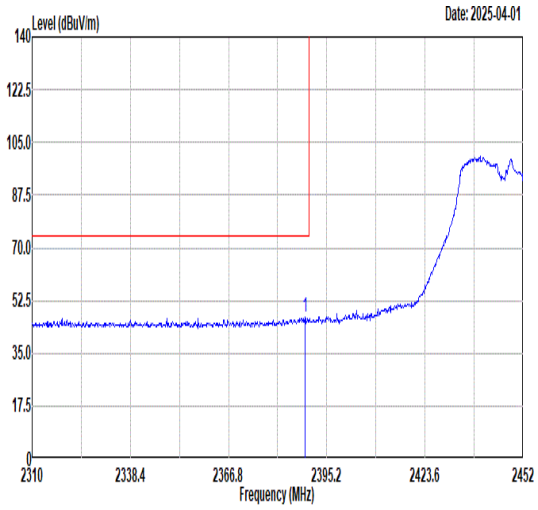 Freq Level Limit Line Margin (dB) Read Level Ant Factor Cable Loss Preamp Factor APos TPos Remark MHz dBuV/m dBuV/m dBuV dB/m dB dB cm deg 1 2388.81 46.81 74.00 -27.19 41.09 30.60 7.76 32.64 347 204 PEAK	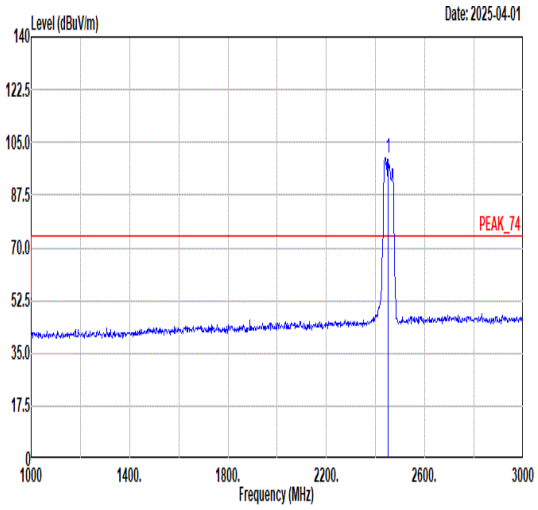 Freq Level Limit Line Margin (dB) Read Level Ant Factor Cable Loss Preamp Factor APos TPos Remark MHz dBuV/m dBuV/m dBuV dB/m dB dB cm deg 1 2452.00 100.09 ------ ------ 94.19 30.68 7.84 32.62 347 204 PEAK
Avg	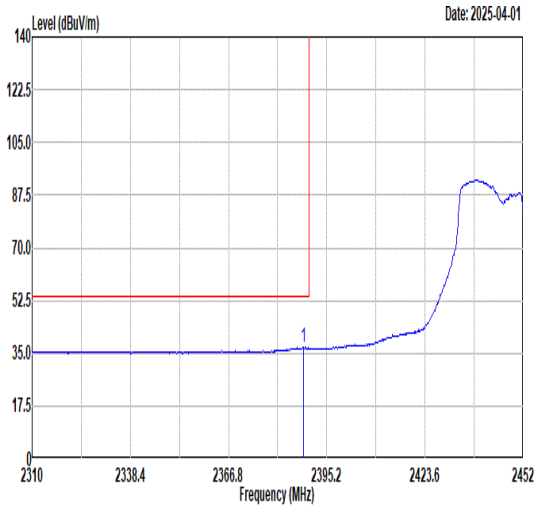 Freq Level Limit Line Margin (dB) Read Level Ant Factor Cable Loss Preamp Factor APos TPos Remark MHz dBuV/m dBuV/m dBuV dB/m dB dB cm deg 1 2388.38 37.00 54.00 -17.00 31.28 30.60 7.76 32.64 347 204 AVERAGE	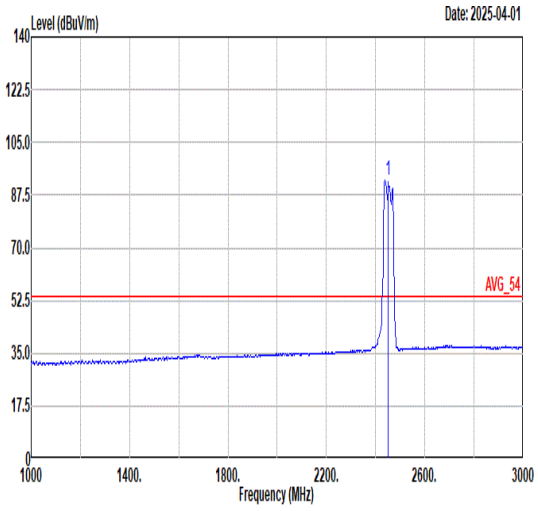 Freq Level Limit Line Margin (dB) Read Level Ant Factor Cable Loss Preamp Factor APos TPos Remark MHz dBuV/m dBuV/m dBuV dB/m dB dB cm deg 1 2452.00 92.23 ------ ------ 86.34 30.68 7.83 32.62 347 204 AVERAGE

Mode	11	
	Band Edge - R	
	2400-2483.5_802.11n HT40_CH09_2452MHz	
ANT	CDD 7+6	
Pol.	Vertical	Fundamental
Peak	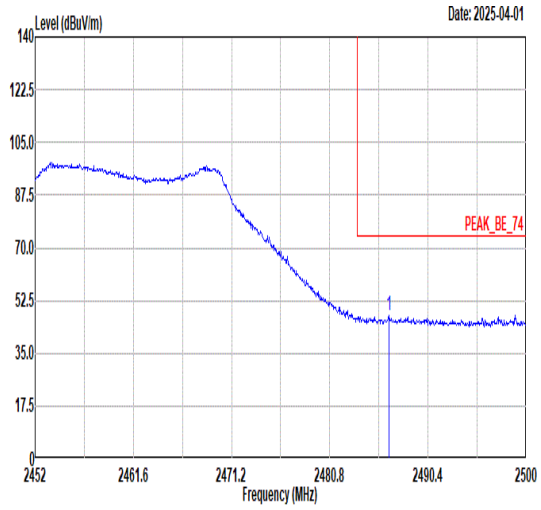 Freq Level Limit Line Margin (dB) Read Level Ant Factor Cable Loss Preamp Factor APos TPos Remark MHz dBuV/m dBuV/m dBuV dB/m dB dB cm deg 1 2486.61 47.71 74.00 -26.29 41.81 30.63 7.88 32.61 347 204 PEAK	Blank
Avg	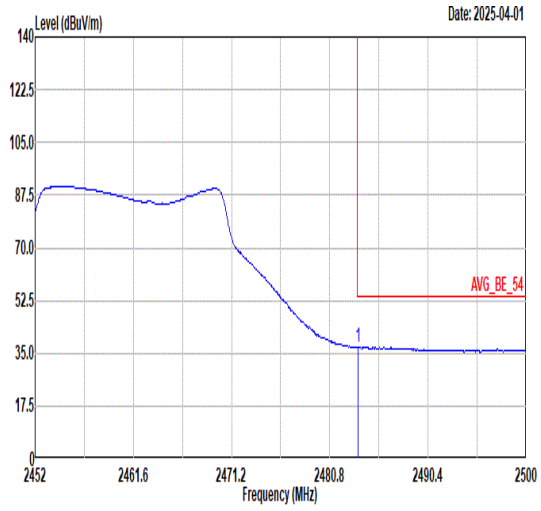 Freq Level Limit Line Margin (dB) Read Level Ant Factor Cable Loss Preamp Factor APos TPos Remark MHz dBuV/m dBuV/m dBuV dB/m dB dB cm deg 1 2483.58 37.03 54.00 -16.97 31.13 30.63 7.88 32.61 347 204 AVERAGE	Blank

Mode	12	
	Band Edge	
	2400-2483.5_802.11be EHT20_CH01_Full RU_2412MHz	
ANT	CDD 7+6	
Pol.	Horizontal	Fundamental
Peak	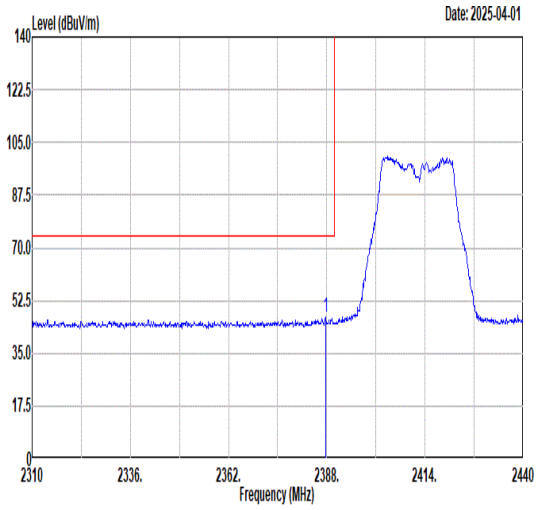 Freq Level Limit Line Margin (dB) Read Level Ant Factor Cable Loss Preamp Factor APos Remark TPos 1 2387.61 46.86 74.00 -27.14 41.15 30.60 7.75 32.64 377 295 PEAK	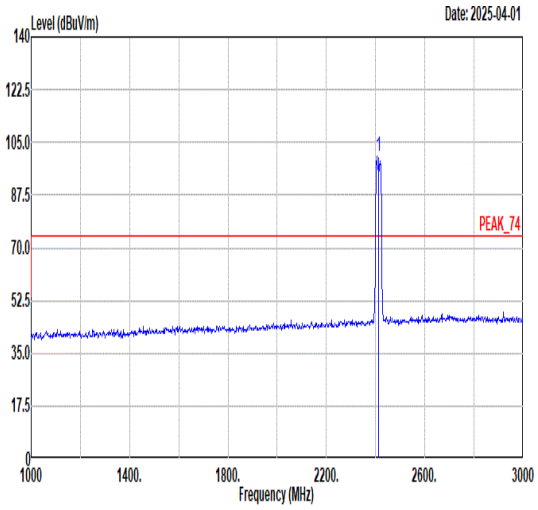 Freq Level Limit Line Margin (dB) Read Level Ant Factor Cable Loss Preamp Factor APos Remark TPos 1 2412.00 100.17 ------ ------ 94.40 30.61 7.80 32.64 377 295 PEAK
Avg	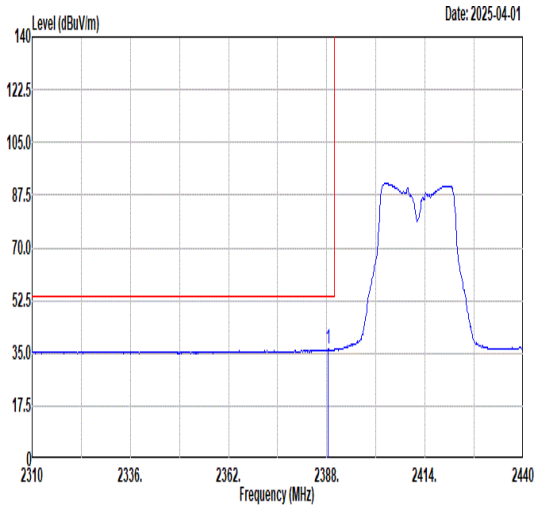 Freq Level Limit Line Margin (dB) Read Level Ant Factor Cable Loss Preamp Factor APos Remark TPos 1 2388.39 36.22 54.00 -17.78 30.50 30.60 7.76 32.64 377 295 AVERAGE	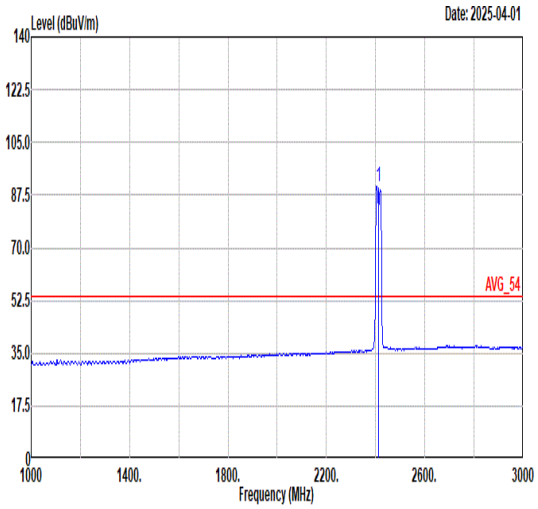 Freq Level Limit Line Margin (dB) Read Level Ant Factor Cable Loss Preamp Factor APos Remark TPos 1 2412.00 90.33 ------ ------ 84.56 30.61 7.80 32.64 377 295 AVERAGE

Mode	12	
	Band Edge	
	2400-2483.5_802.11be EHT20_CH01_Full RU_2412MHz	
ANT	CDD 7+6	
Pol.	Vertical	Fundamental
Peak	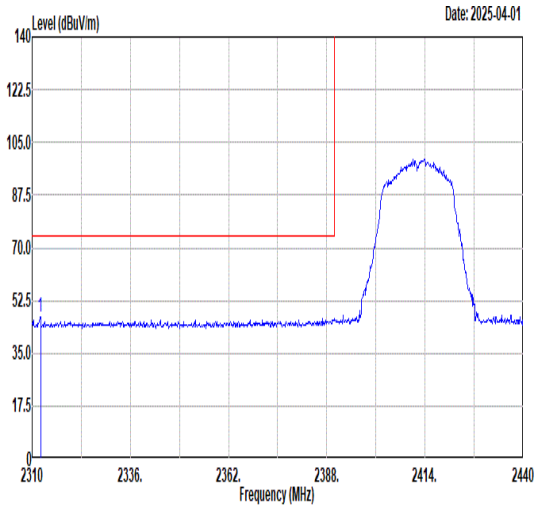 Freq Level Limit Line Margin (dB) Read Level Ant Factor Cable Loss Preamp Factor APos TPos Remark 1 2312.21 47.09 74.00 -26.91 41.63 30.60 7.54 32.68 331 215 PEAK	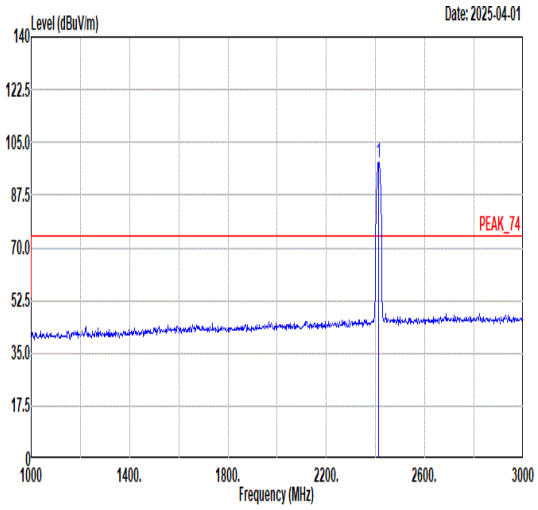 Freq Level Limit Line Margin (dB) Read Level Ant Factor Cable Loss Preamp Factor APos TPos Remark 1 2412.00 98.30 ------ ------ 92.51 30.62 7.81 32.64 331 215 PEAK
Avg	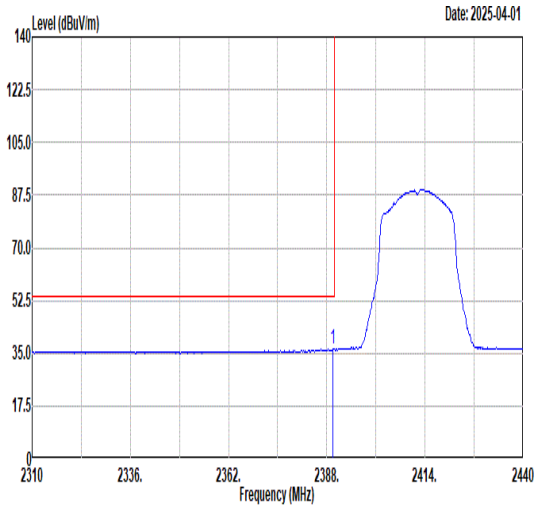 Freq Level Limit Line Margin (dB) Read Level Ant Factor Cable Loss Preamp Factor APos TPos Remark 1 2389.69 36.36 54.00 -17.64 30.64 30.60 7.76 32.64 331 215 AVERAGE	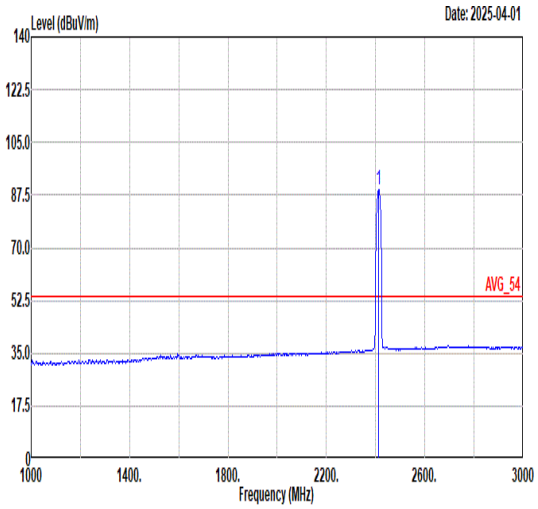 Freq Level Limit Line Margin (dB) Read Level Ant Factor Cable Loss Preamp Factor APos TPos Remark 1 2412.00 89.20 ------ ------ 83.39 30.63 7.81 32.63 331 215 AVERAGE

Mode	12	
	Harmonic	
	2400-2483.5_802.11be EHT20_CH01_Full RU_2412MHz	
ANT	CDD 7+6	
Pol.	Horizontal	Vertical
Peak Avg	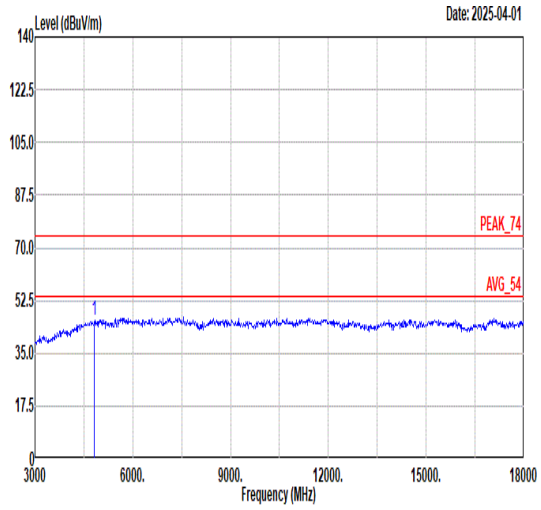 Freq Level Limit Line Margin Read Level Ant Factor Cable Loss Preamp Factor APos TPos Remark MHz dBuV/m dBuV/m dB dBuV dB/m dB dB cm deg 1 4824.00 45.82 74.00 -28.18 52.03 35.30 11.08 52.59 --- --- Peak	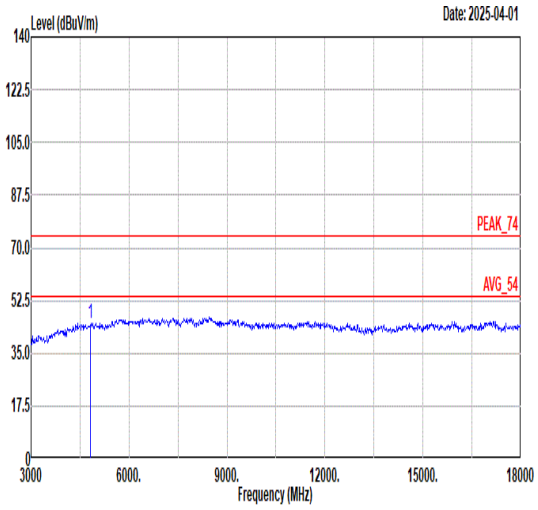 Freq Level Limit Line Margin Read Level Ant Factor Cable Loss Preamp Factor APos TPos Remark MHz dBuV/m dBuV/m dB dBuV dB/m dB dB cm deg 1 4824.00 44.80 74.00 -29.20 51.01 35.30 11.08 52.59 --- --- Peak

Mode	13	
	Harmonic	
	2400-2483.5_802.11be EHT20_CH06_Full RU_2437MHz	
ANT	CDD 7+6	
Pol.	Horizontal	Vertical
Peak Avg	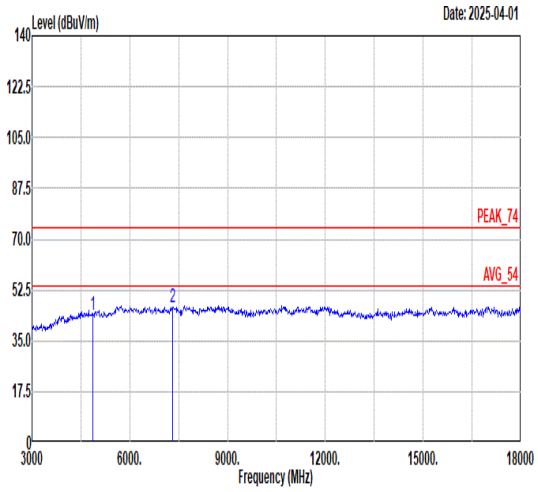 Limit Read Ant Cable Preamp APos TPos Freq Level Line Margin Level Factor Loss Factor Remark MHz dBuV/m dBuV/m dB dBuV dB/m dB dB cm deg 1 4874.00 44.07 74.00 -29.93 50.24 35.35 11.10 52.62 --- --- Peak 2 7311.00 46.50 74.00 -27.50 49.06 36.58 13.08 52.22 --- --- Peak	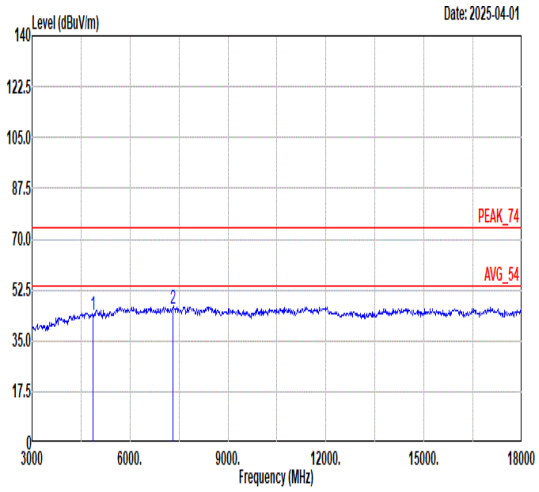 Limit Read Ant Cable Preamp APos TPos Freq Level Line Margin Level Factor Loss Factor Remark MHz dBuV/m dBuV/m dB dBuV dB/m dB dB cm deg 1 4874.00 43.84 74.00 -30.16 50.01 35.35 11.10 52.62 --- --- Peak 2 7311.00 45.84 74.00 -28.16 48.40 36.58 13.08 52.22 --- --- Peak

Mode	14	
	Band Edge	
	2400-2483.5_802.11be EHT20_CH11_Full RU_2462MHz	
ANT	CDD 7+6	
Pol.	Horizontal	Fundamental
Peak	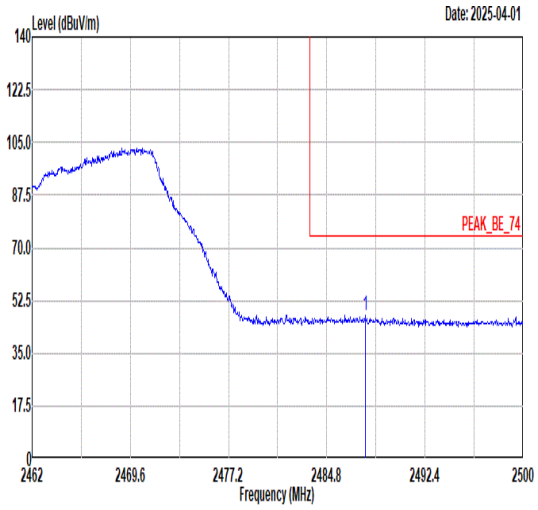 Freq Level Limit Line Margin (dB) Read Level Ant Factor Cable Loss Preamp Factor APos TPos Remark 1 2487.76 47.74 74.00 -26.26 41.84 30.62 7.88 32.60 365 293 PEAK	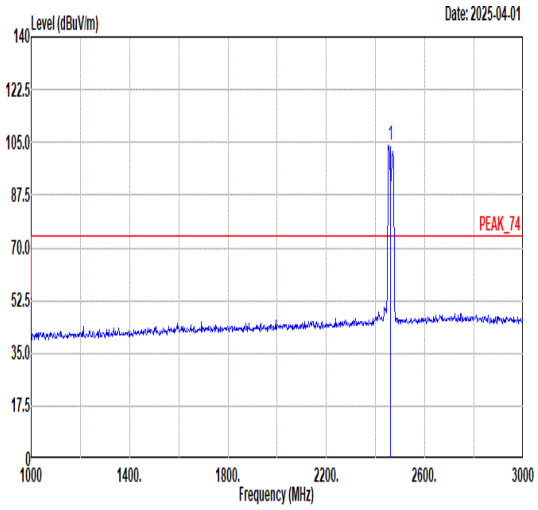 Freq Level Limit Line Margin (dB) Read Level Ant Factor Cable Loss Preamp Factor APos TPos Remark 1 2462.00 103.89 ------ ------ 97.96 30.70 7.85 32.62 365 293 PEAK
Avg	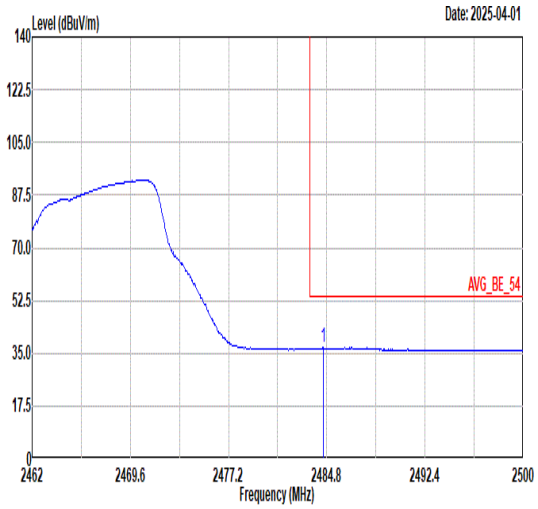 Freq Level Limit Line Margin (dB) Read Level Ant Factor Cable Loss Preamp Factor APos TPos Remark 1 2484.53 36.92 54.00 -17.08 31.02 30.63 7.88 32.61 365 293 AVERAGE	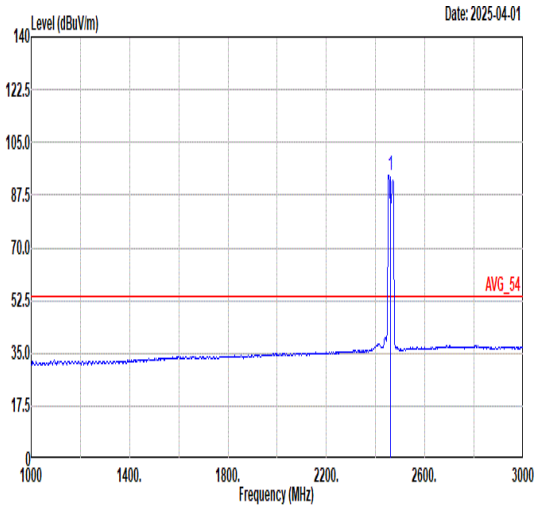 Freq Level Limit Line Margin (dB) Read Level Ant Factor Cable Loss Preamp Factor APos TPos Remark 1 2462.00 94.01 ------ ------ 88.09 30.69 7.85 32.62 365 293 AVERAGE

Mode	14	
	Band Edge	
	2400-2483.5_802.11be EHT20_CH11_Full RU_2462MHz	
ANT	CDD 7+6	
Pol.	Vertical	Fundamental
Peak	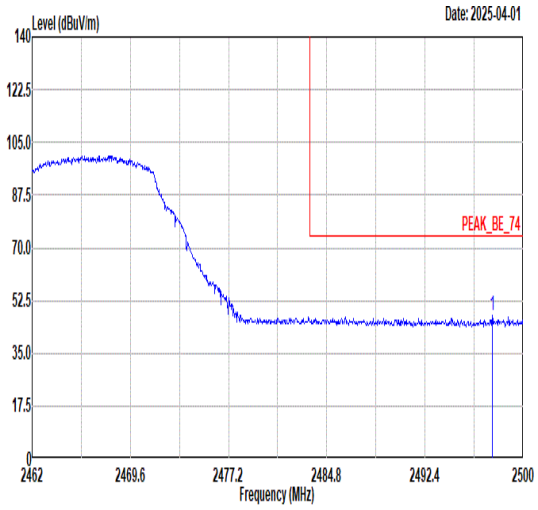 Freq Level Limit Line Margin (dB) Read Level Ant Factor Cable Loss Preamp Factor APos TPos Remark 1 2497.61 47.60 74.00 -26.40 41.71 30.60 7.89 32.60 345 204 PEAK	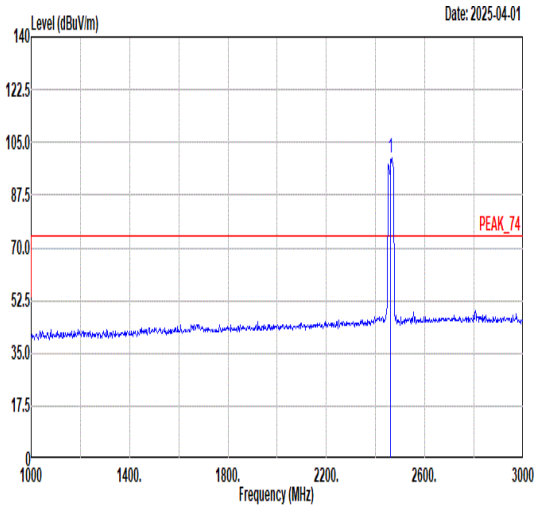 Freq Level Limit Line Margin (dB) Read Level Ant Factor Cable Loss Preamp Factor APos TPos Remark 1 2462.00 100.05 ------ ------ 94.14 30.66 7.86 32.61 345 204 PEAK
Avg	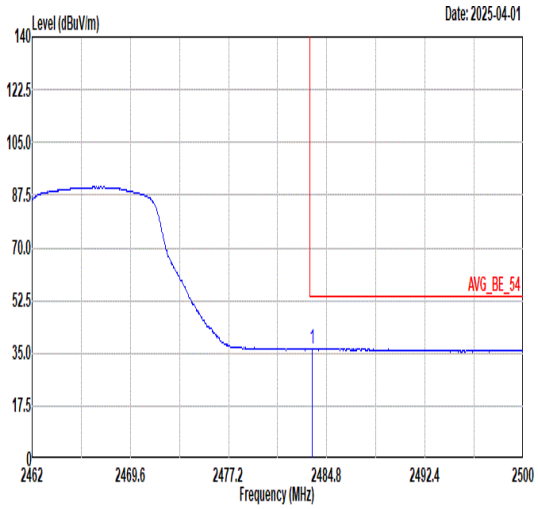 Freq Level Limit Line Margin (dB) Read Level Ant Factor Cable Loss Preamp Factor APos TPos Remark 1 2483.66 36.57 54.00 -17.43 30.67 30.63 7.88 32.61 345 204 AVERAGE	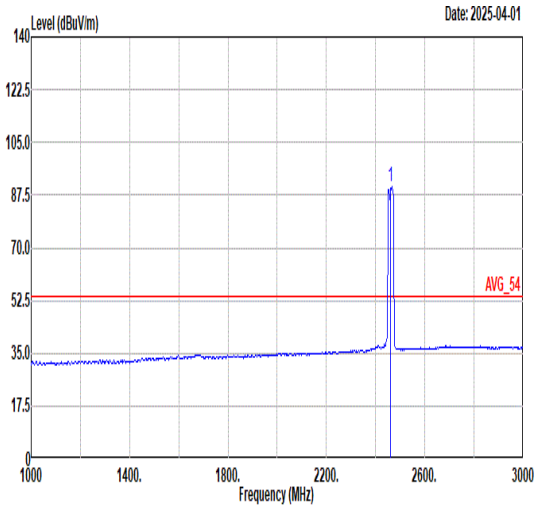 Freq Level Limit Line Margin (dB) Read Level Ant Factor Cable Loss Preamp Factor APos TPos Remark 1 2462.00 90.11 ------ ------ 84.19 30.67 7.86 32.61 345 204 AVERAGE

Mode	14	
	Harmonic	
	2400-2483.5_802.11be EHT20_CH11_Full RU_2462MHz	
ANT	CDD 7+6	
Pol.	Horizontal	Vertical
Peak Avg	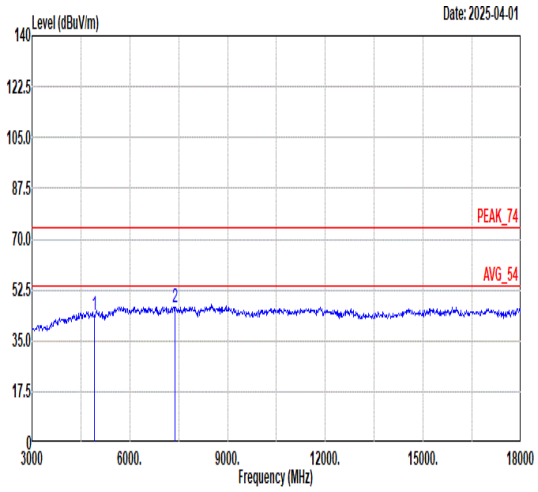 Freq Level Limit Line Margin Read Level Ant Factor Cable Loss Preamp Factor APos TPos Remark MHz dBuV/m dBuV/m dB dBuV dB/m dB dB cm deg 1 4924.00 43.83 74.00 -30.17 49.82 35.54 11.12 52.65 --- --- Peak 2 7386.00 46.38 74.00 -27.62 48.93 36.57 13.13 52.25 --- --- Peak	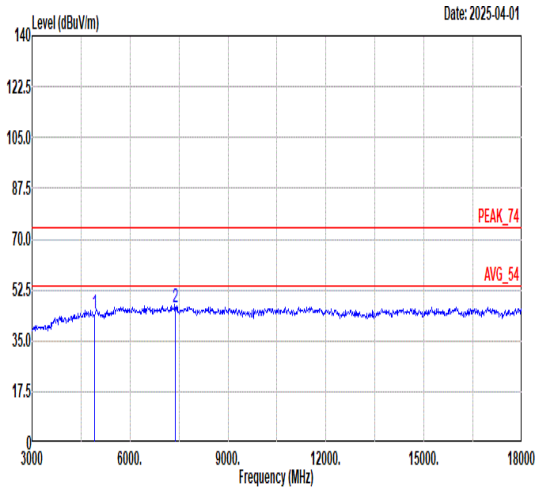 Freq Level Limit Line Margin Read Level Ant Factor Cable Loss Preamp Factor APos TPos Remark MHz dBuV/m dBuV/m dB dBuV dB/m dB dB cm deg 1 4924.00 44.45 74.00 -29.55 50.44 35.54 11.12 52.65 --- --- Peak 2 7386.00 46.32 74.00 -27.68 48.87 36.57 13.13 52.25 --- --- Peak

Mode	15	
	Band Edge - L	
	2400-2483.5_802.11be EHT40_CH03_Full RU_2422MHz	
ANT	CDD 7+6	
Pol.	Horizontal	Fundamental
Peak	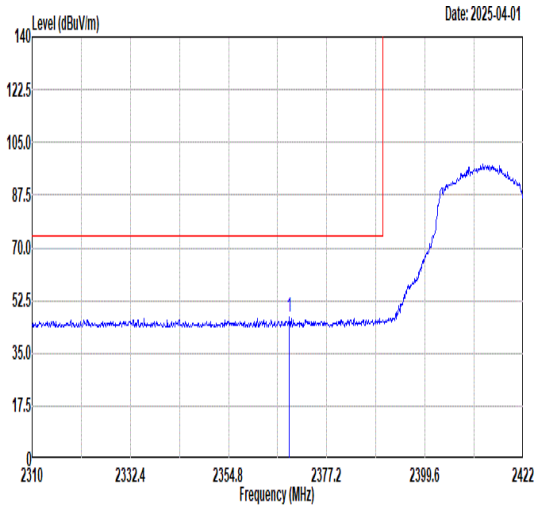 Limit Margin Read Ant Cable Preamp APos TPos Freq Level Line (dB) Level Factor Loss Factor Remark MHz dBuV/m dBuV/m dBuV dB/m dB dB cm deg 1 2368.69 46.82 74.00 -27.18 41.17 30.60 7.70 32.65 210 222 PEAK	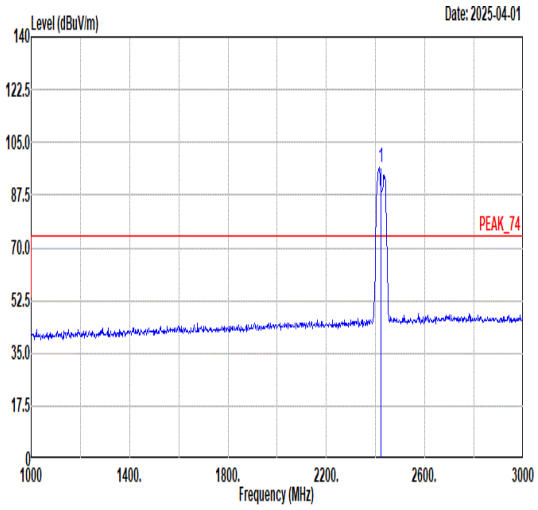 Limit Margin Read Ant Cable Preamp APos TPos Freq Level Line (dB) Level Factor Loss Factor Remark MHz dBuV/m dBuV/m dBuV dB/m dB dB cm deg 1 2422.00 96.48 ------ ------ 90.67 30.63 7.81 32.63 210 222 PEAK
Avg	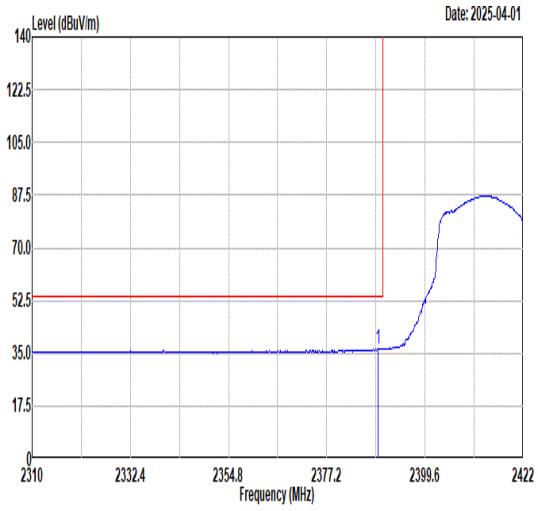 Limit Margin Read Ant Cable Preamp APos TPos Freq Level Line (dB) Level Factor Loss Factor Remark MHz dBuV/m dBuV/m dBuV dB/m dB dB cm deg 1 2388.85 36.49 54.00 -17.51 30.77 30.60 7.76 32.64 210 222 AVERAGE	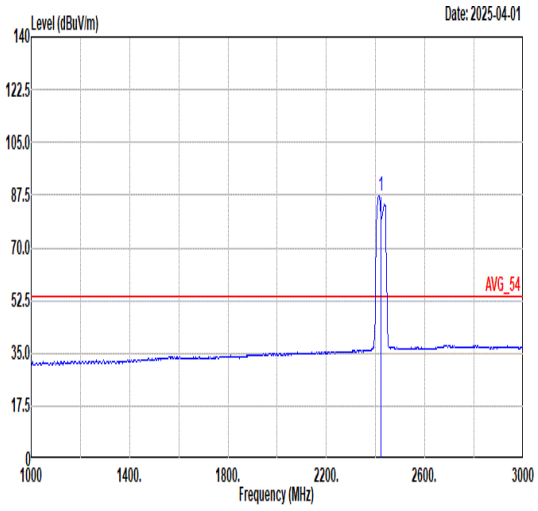 Limit Margin Read Ant Cable Preamp APos TPos Freq Level Line (dB) Level Factor Loss Factor Remark MHz dBuV/m dBuV/m dBuV dB/m dB dB cm deg 1 2422.00 87.03 ------ ------ 81.24 30.62 7.81 32.64 210 222 AVERAGE

Mode	15	
	Band Edge - R	
	2400-2483.5_802.11be EHT40_CH03_Full RU_2422MHz	
ANT	CDD 7+6	
Pol.	Horizontal	Fundamental
Peak	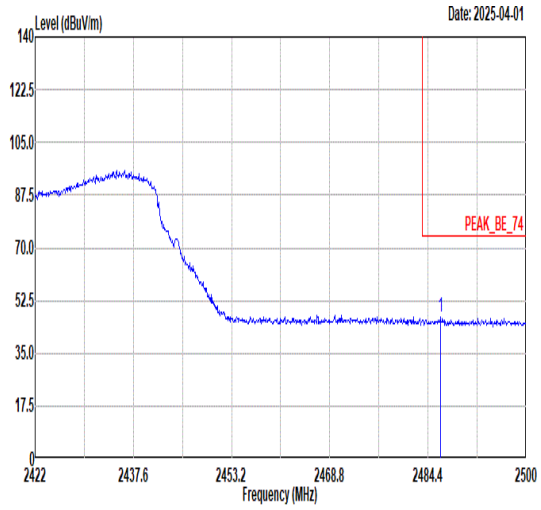 Freq Level Limit Line Margin (dB) Read Level Ant Factor Cable Loss Preamp Factor APos TPos Remark MHz dBuV/m dBuV/m dBuV dB/m dB dB cm deg 1 2486.35 46.83 74.00 -27.17 40.93 30.63 7.88 32.61 210 222 PEAK	Blank
Avg	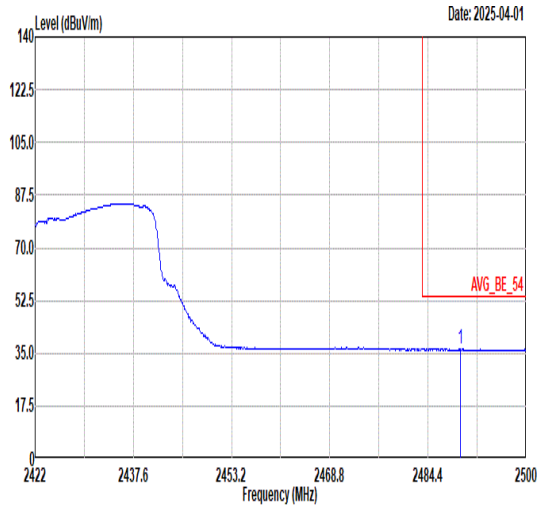 Freq Level Limit Line Margin (dB) Read Level Ant Factor Cable Loss Preamp Factor APos TPos Remark MHz dBuV/m dBuV/m dBuV dB/m dB dB cm deg 1 2489.55 36.46 54.00 -17.54 30.56 30.62 7.88 32.60 210 222 AVERAGE	Blank

Mode	15	
	Band Edge - L	
	2400-2483.5_802.11be EHT40_CH03_Full RU_2422MHz	
ANT	CDD 7+6	
Pol.	Vertical	Fundamental
Peak	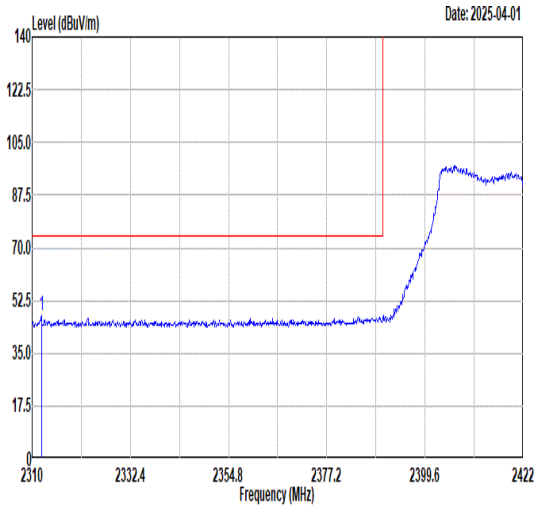 Freq Level Limit Line Margin (dB) Read Level Ant Factor Cable Loss Preamp Factor APos TPos Remark MHz dBuV/m dBuV/m dBuV dB/m dB dB cm deg 1 2312.13 47.46 74.00 -26.54 42.00 30.60 7.54 32.68 368 205 PEAK	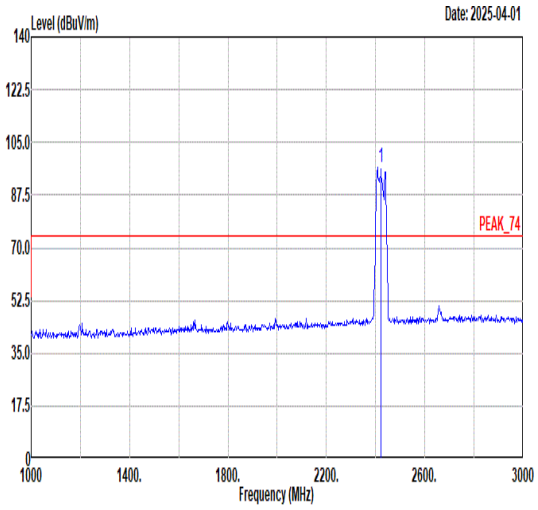 Freq Level Limit Line Margin (dB) Read Level Ant Factor Cable Loss Preamp Factor APos TPos Remark MHz dBuV/m dBuV/m dBuV dB/m dB dB cm deg 1 2422.00 96.81 ------ ------ 91.03 30.62 7.80 32.64 368 205 PEAK
Avg	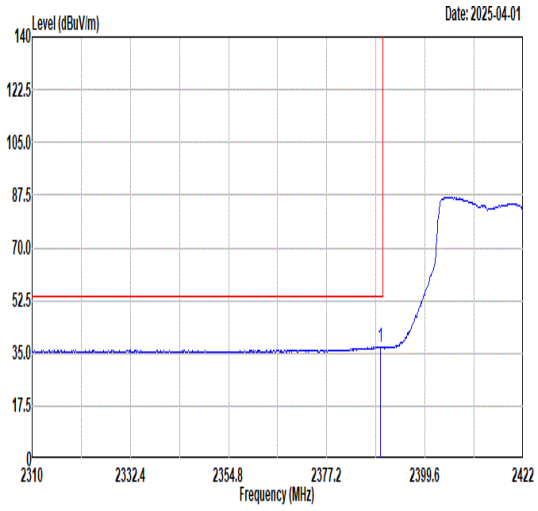 Freq Level Limit Line Margin (dB) Read Level Ant Factor Cable Loss Preamp Factor APos TPos Remark MHz dBuV/m dBuV/m dBuV dB/m dB dB cm deg 1 2389.52 37.16 54.00 -16.84 31.44 30.60 7.76 32.64 368 205 AVERAGE	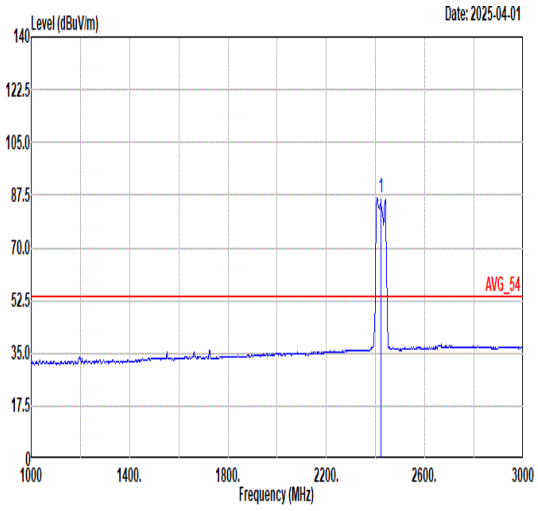 Freq Level Limit Line Margin (dB) Read Level Ant Factor Cable Loss Preamp Factor APos TPos Remark MHz dBuV/m dBuV/m dBuV dB/m dB dB cm deg 1 2422.00 86.43 ------ ------ 80.66 30.61 7.80 32.64 368 205 AVERAGE

Mode	15	
	Band Edge - R	
	2400-2483.5_802.11be EHT40_CH03_Full RU_2422MHz	
ANT	CDD 7+6	
Pol.	Vertical	Fundamental
Peak	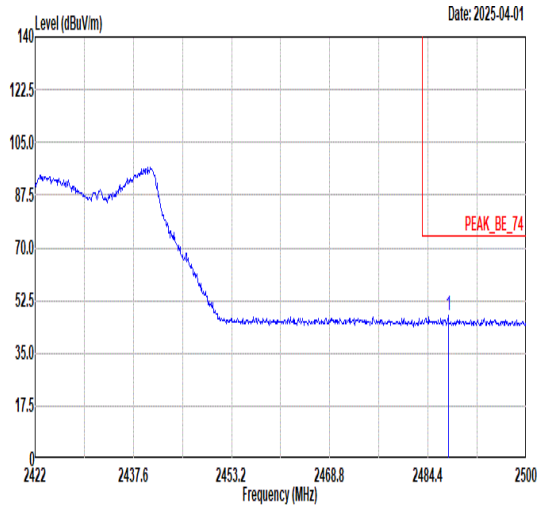 Freq Level Limit Line Margin (dB) Read Level Ant Factor Cable Loss Preamp Factor APos TPos Remark MHz dBuV/m dBuV/m dBuV dB/m dB dB cm deg 1 2487.60 47.51 74.00 -26.49 41.61 30.62 7.88 32.60 368 205 PEAK	Blank
Avg	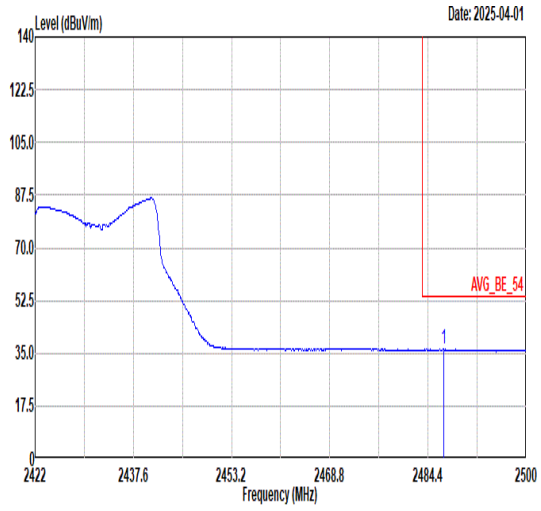 Freq Level Limit Line Margin (dB) Read Level Ant Factor Cable Loss Preamp Factor APos TPos Remark MHz dBuV/m dBuV/m dBuV dB/m dB dB cm deg 1 2486.90 36.27 54.00 -17.73 30.37 30.63 7.88 32.61 368 205 AVERAGE	Blank

Mode	16	
	Band Edge - L	
	2400-2483.5_802.11be EHT40_CH09_Full RU_2452MHz	
ANT	CDD 7+6	
Pol.	Horizontal	Fundamental
Peak	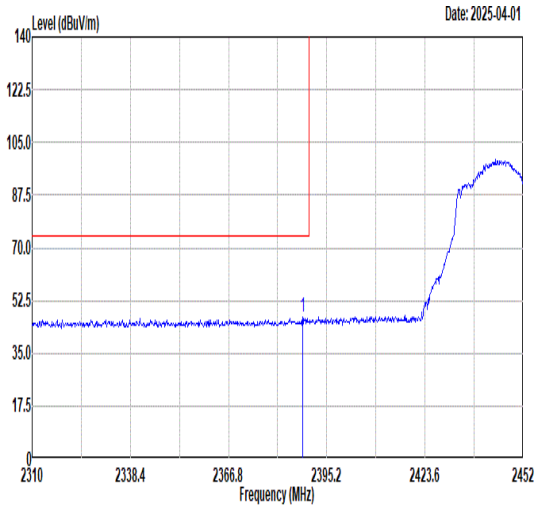 Freq Level Limit Line Margin (dB) Read Level Ant Factor Cable Loss Preamp Factor APos TPos Remark 1 2388.24 46.81 74.00 -27.19 41.09 30.60 7.76 32.64 205 221 PEAK	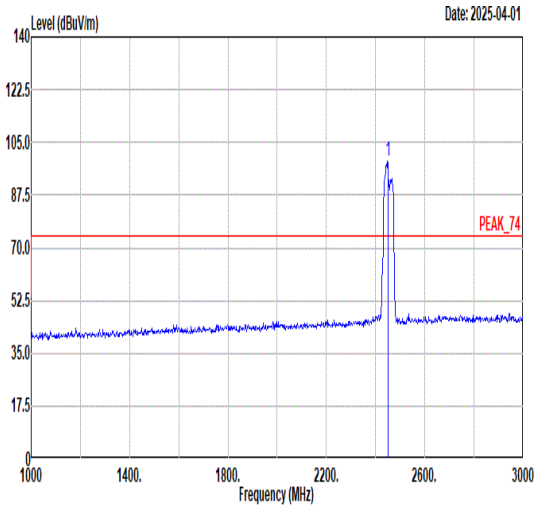 Freq Level Limit Line Margin (dB) Read Level Ant Factor Cable Loss Preamp Factor APos TPos Remark 1 2452.00 98.82 ------ ------ 92.91 30.69 7.84 32.62 205 221 PEAK
Avg	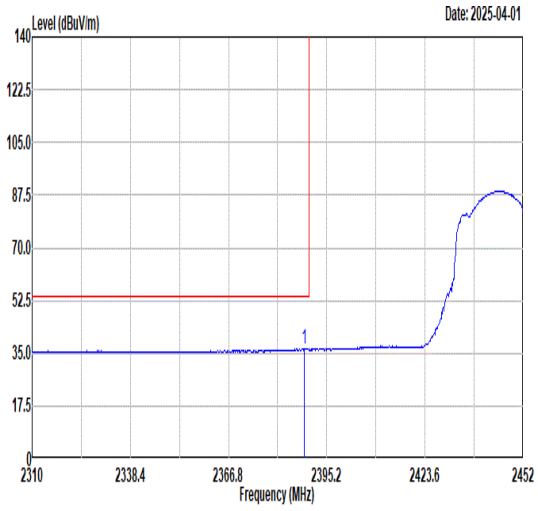 Freq Level Limit Line Margin (dB) Read Level Ant Factor Cable Loss Preamp Factor APos TPos Remark 1 2388.67 36.53 54.00 -17.47 30.81 30.60 7.76 32.64 205 221 AVERAGE	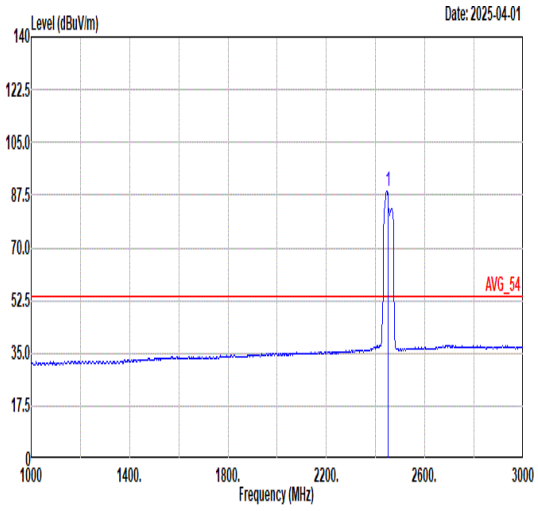 Freq Level Limit Line Margin (dB) Read Level Ant Factor Cable Loss Preamp Factor APos TPos Remark 1 2452.00 88.69 ------ ------ 82.78 30.69 7.84 32.62 205 221 AVERAGE

Mode	16	
	Band Edge - R	
	2400-2483.5_802.11be EHT40_CH09_Full RU_2452MHz	
ANT	CDD 7+6	
Pol.	Horizontal	Fundamental
Peak	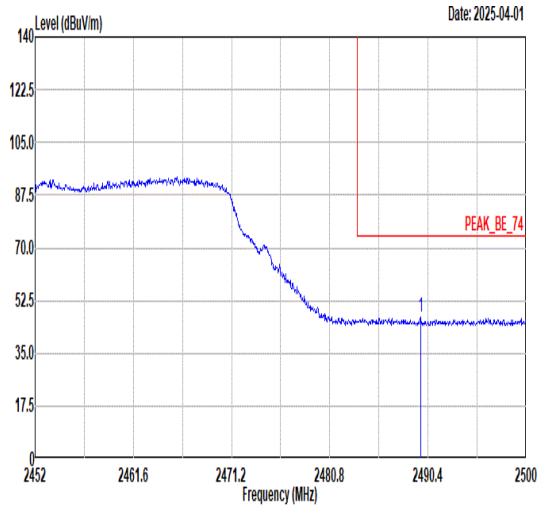 Freq Level Limit Line Margin (dB) Read Level Ant Factor Cable Loss Preamp Factor APos TPos Remark MHz dBuV/m dBuV/m dBuV dB/m dB dB cm deg 1 2489.68 46.80 74.00 -27.20 40.90 30.62 7.88 32.60 205 221 PEAK	Blank
Avg	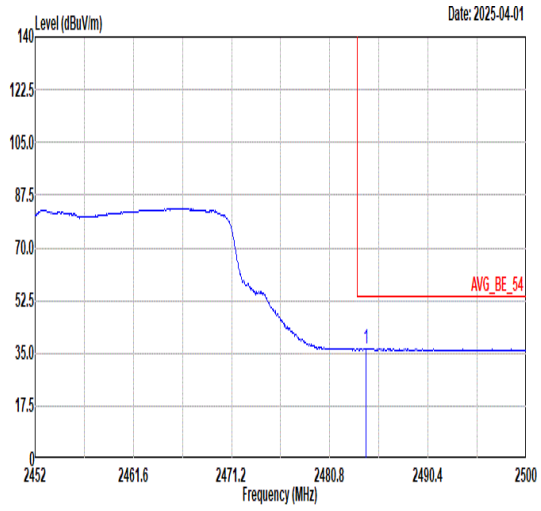 Freq Level Limit Line Margin (dB) Read Level Ant Factor Cable Loss Preamp Factor APos TPos Remark MHz dBuV/m dBuV/m dBuV dB/m dB dB cm deg 1 2484.35 36.55 54.00 -17.45 30.65 30.63 7.88 32.61 205 221 AVERAGE	Blank

Mode	16	
	Band Edge - L	
	2400-2483.5_802.11be EHT40_CH09_Full RU_2452MHz	
ANT	CDD 7+6	
Pol.	Vertical	Fundamental
Peak	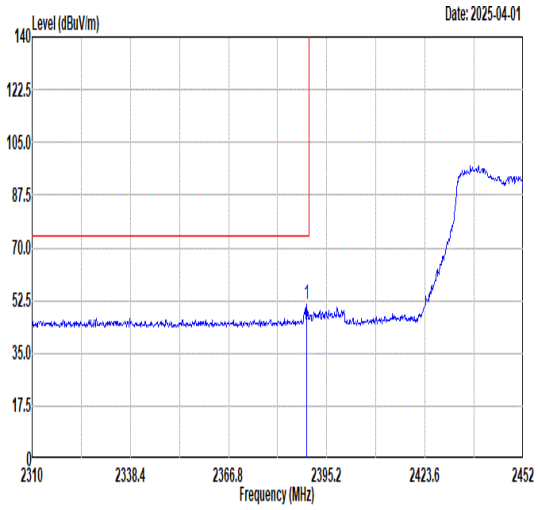 Freq Level Limit Line Margin (dB) Read Level Ant Factor Cable Loss Preamp Factor APos TPos Remark MHz dBuV/m dBuV/m dBuV dB/m dB dB cm deg 1 2389.38 51.02 74.00 -22.98 45.30 30.60 7.76 32.64 350 201 PEAK	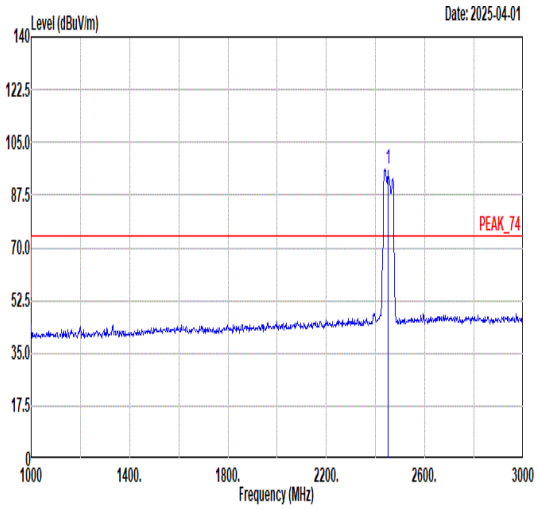 Freq Level Limit Line Margin (dB) Read Level Ant Factor Cable Loss Preamp Factor APos TPos Remark MHz dBuV/m dBuV/m dBuV dB/m dB dB cm deg 1 2452.00 96.15 ------ ------ 90.26 30.68 7.83 32.62 350 201 PEAK
Avg	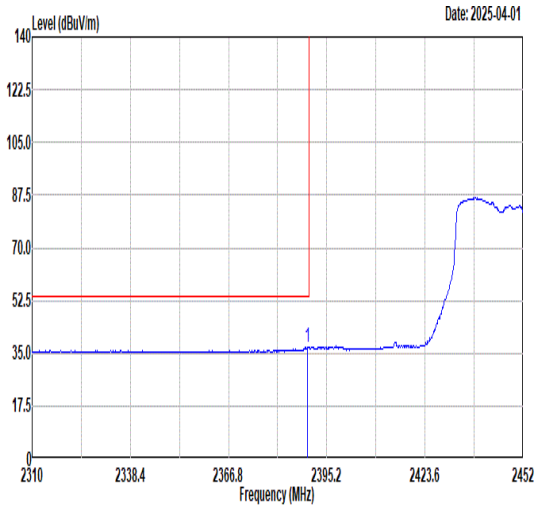 Freq Level Limit Line Margin (dB) Read Level Ant Factor Cable Loss Preamp Factor APos TPos Remark MHz dBuV/m dBuV/m dBuV dB/m dB dB cm deg 1 2389.66 37.04 54.00 -16.96 31.32 30.60 7.76 32.64 350 201 AVERAGE	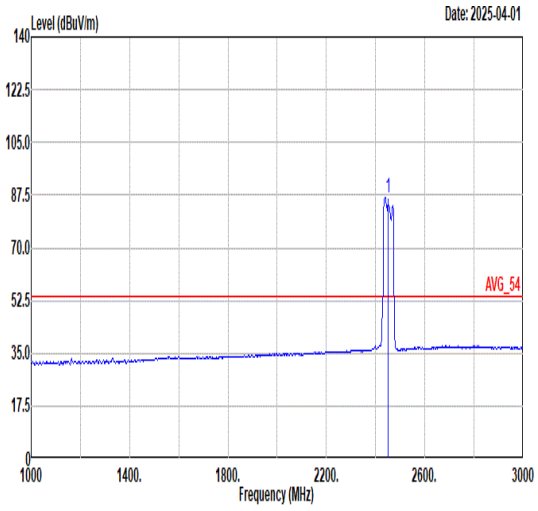 Freq Level Limit Line Margin (dB) Read Level Ant Factor Cable Loss Preamp Factor APos TPos Remark MHz dBuV/m dBuV/m dBuV dB/m dB dB cm deg 1 2452.00 86.45 ------ ------ 80.55 30.68 7.84 32.62 350 201 AVERAGE

Mode	16	
	Band Edge - R	
	2400-2483.5_802.11be EHT40_CH09_Full RU_2452MHz	
ANT	CDD 7+6	
Pol.	Vertical	Fundamental
Peak	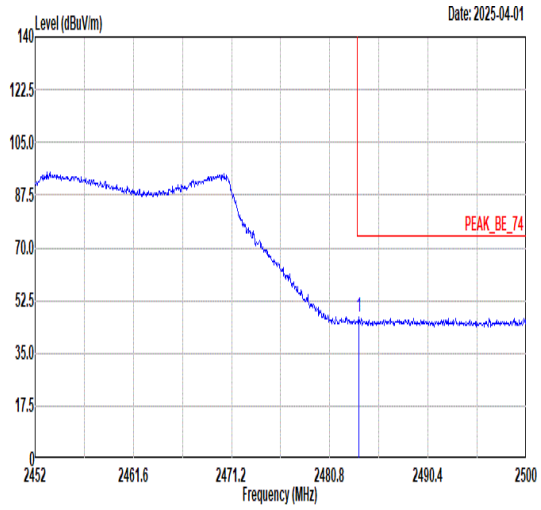 Freq Level Limit Line Margin (dB) Read Level Ant Factor Cable Loss Preamp Factor APos TPos Remark MHz dBuV/m dBuV/m dBuV dB/m dB dB cm deg 1 2483.63 47.26 74.00 -26.74 41.36 30.63 7.88 32.61 350 201 PEAK	Blank
Avg	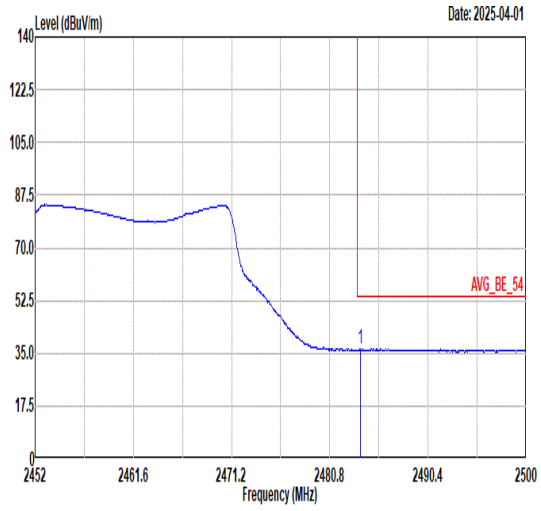 Freq Level Limit Line Margin (dB) Read Level Ant Factor Cable Loss Preamp Factor APos TPos Remark MHz dBuV/m dBuV/m dBuV dB/m dB dB cm deg 1 2483.78 36.34 54.00 -17.66 30.44 30.63 7.88 32.61 350 201 AVERAGE	Blank

Mode	17	
	Band Edge	
	2400-2483.5_802.11be EHT20_CH01_Single RU 106/53 _2412MHz	
ANT	CDD 7+6	
Pol.	Horizontal	Fundamental
Peak	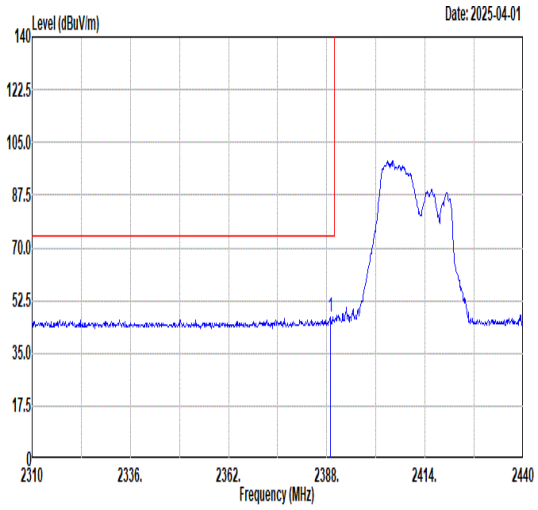 Freq Level Limit Line Margin (dB) Read Level Ant Factor Cable Loss Preamp Factor APos TPos Remark MHz dBuV/m dBuV/m dBuV dB/m dB dB cm deg 1 2389.04 46.85 74.00 -27.15 41.13 30.60 7.76 32.64 387 72 PEAK	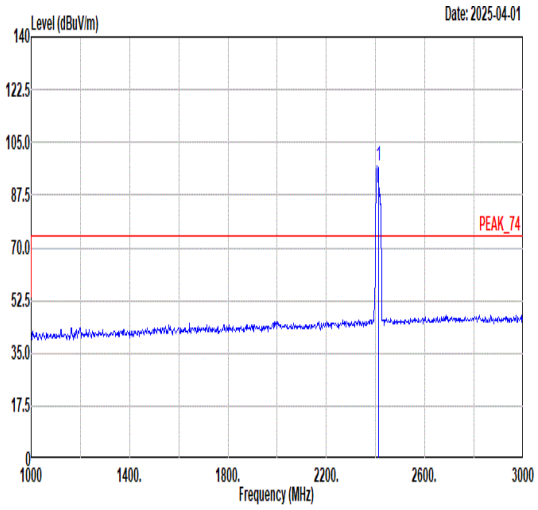 Freq Level Limit Line Margin (dB) Read Level Ant Factor Cable Loss Preamp Factor APos TPos Remark MHz dBuV/m dBuV/m dBuV dB/m dB dB cm deg 1 2412.00 97.33 ------ ------ 91.56 30.61 7.80 32.64 387 72 PEAK
Avg	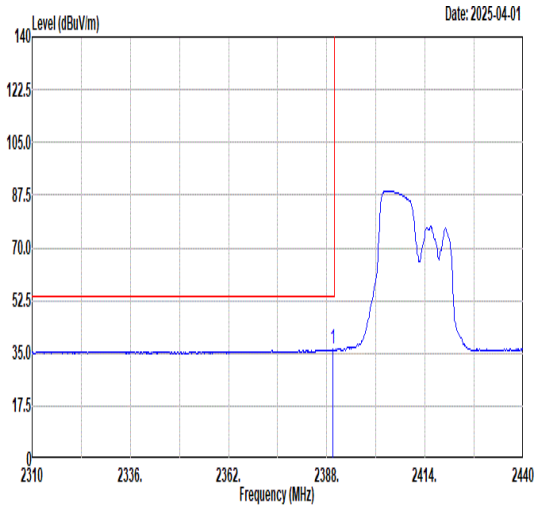 Freq Level Limit Line Margin (dB) Read Level Ant Factor Cable Loss Preamp Factor APos TPos Remark MHz dBuV/m dBuV/m dBuV dB/m dB dB cm deg 1 2389.69 36.41 54.00 -17.59 30.69 30.60 7.76 32.64 387 72 AVERAGE	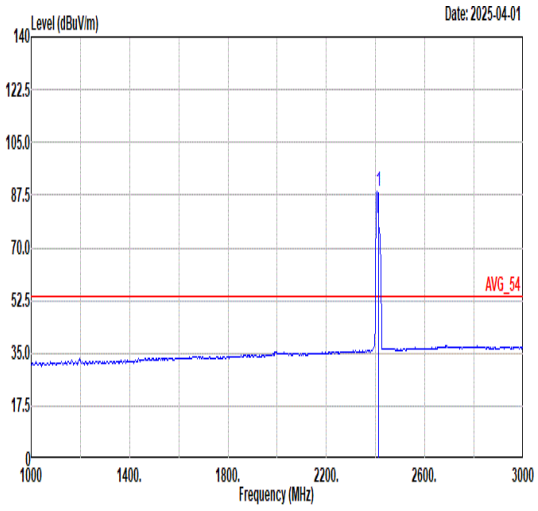 Freq Level Limit Line Margin (dB) Read Level Ant Factor Cable Loss Preamp Factor APos TPos Remark MHz dBuV/m dBuV/m dBuV dB/m dB dB cm deg 1 2412.00 88.87 ------ ------ 83.10 30.61 7.80 32.64 387 72 AVERAGE

Mode	17	
	Band Edge	
	2400-2483.5_802.11be EHT20_CH01_Single RU 106/53_2412MHz	
ANT	CDD 7+6	
Pol.	Vertical	Fundamental
Peak	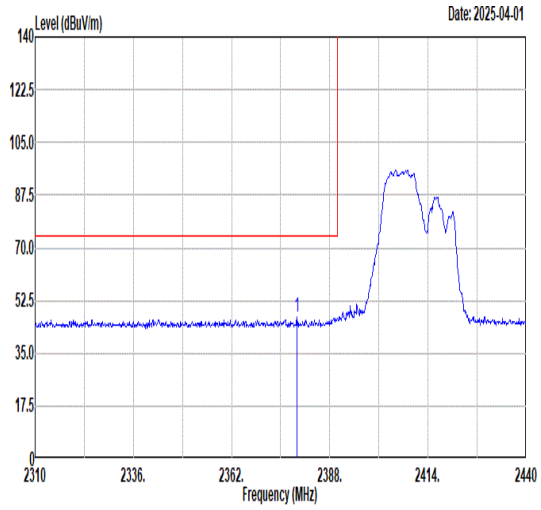 Freq Level Limit Line Margin (dB) Read Level Ant Factor Cable Loss Preamp Factor APos TPos Remark MHz dBuV/m dBuV/m dBuV dB/m dB dB cm deg 1 2379.29 46.87 74.00 -27.13 41.19 30.60 7.73 32.65 390 162 PEAK	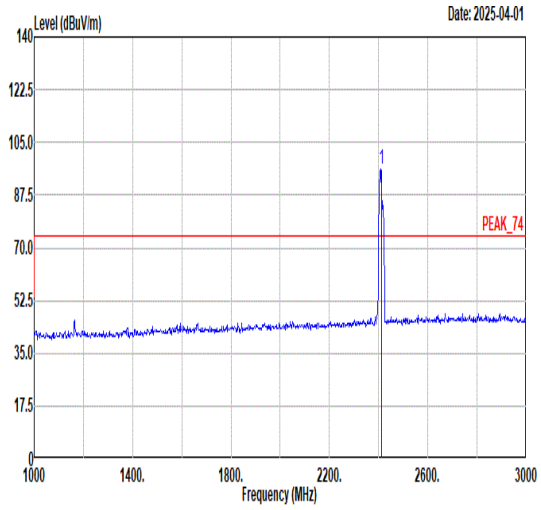 Freq Level Limit Line Margin (dB) Read Level Ant Factor Cable Loss Preamp Factor APos TPos Remark MHz dBuV/m dBuV/m dBuV dB/m dB dB cm deg 1 2412.00 95.92 ------ ------ 90.14 30.62 7.80 32.64 390 162 PEAK
Avg	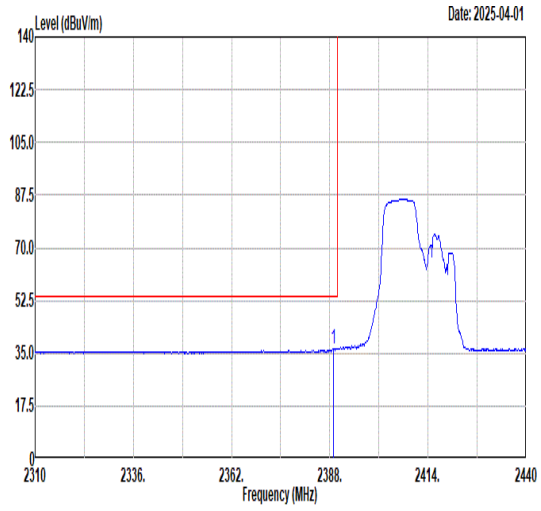 Freq Level Limit Line Margin (dB) Read Level Ant Factor Cable Loss Preamp Factor APos TPos Remark MHz dBuV/m dBuV/m dBuV dB/m dB dB cm deg 1 2389.04 36.71 54.00 -17.29 30.99 30.60 7.76 32.64 390 162 AVERAGE	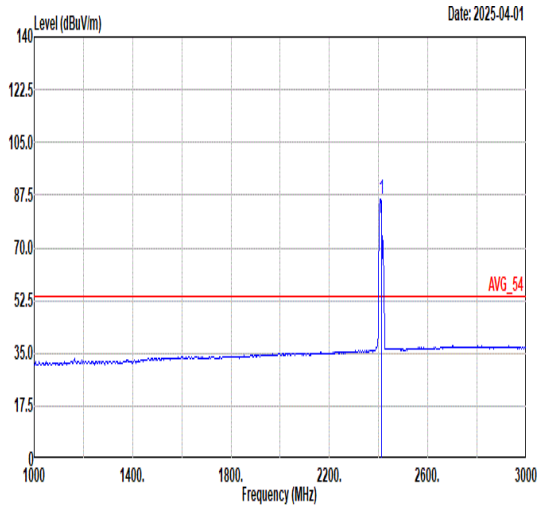 Freq Level Limit Line Margin (dB) Read Level Ant Factor Cable Loss Preamp Factor APos TPos Remark MHz dBuV/m dBuV/m dBuV dB/m dB dB cm deg 1 2412.00 86.05 ------ ------ 80.27 30.62 7.80 32.64 390 162 AVERAGE

Mode	18	
	Band Edge	
	2400-2483.5_802.11be EHT20_CH11_Single RU 106/54_2462MHz	
ANT	CDD 7+6	
Pol.	Horizontal	Fundamental
Peak	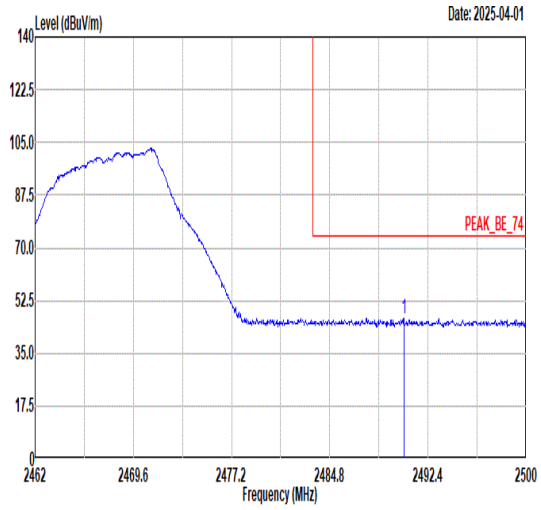 Freq Level Limit Line Margin (dB) Read Level Ant Factor Cable Loss Preamp Factor APos TPos Remark MHz dBuV/m dBuV/m dBuV dB/m dB dB cm deg 1 2490.54 46.42 74.00 -27.58 40.52 30.62 7.88 32.60 361 299 PEAK	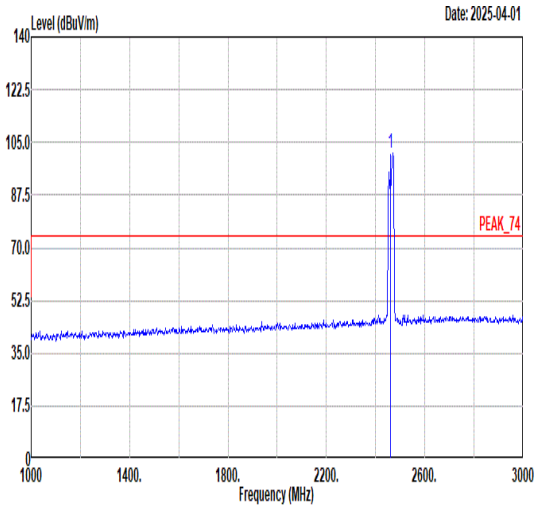 Freq Level Limit Line Margin (dB) Read Level Ant Factor Cable Loss Preamp Factor APos TPos Remark MHz dBuV/m dBuV/m dBuV dB/m dB dB cm deg 1 2462.00 101.45 ------ ------ 95.54 30.66 7.86 32.61 361 299 PEAK
Avg	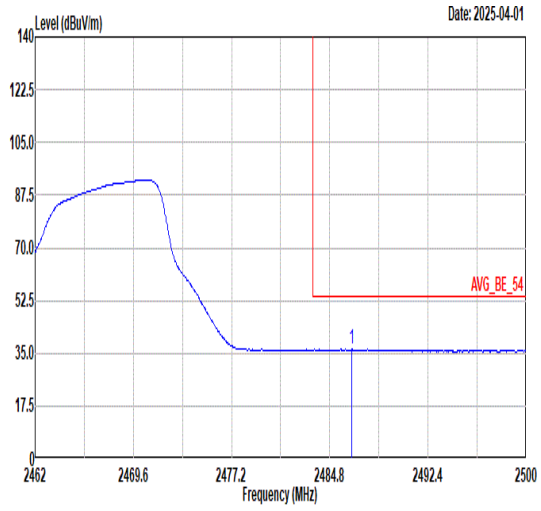 Freq Level Limit Line Margin (dB) Read Level Ant Factor Cable Loss Preamp Factor APos TPos Remark MHz dBuV/m dBuV/m dBuV dB/m dB dB cm deg 1 2486.51 36.44 54.00 -17.56 30.54 30.63 7.88 32.61 361 299 AVERAGE	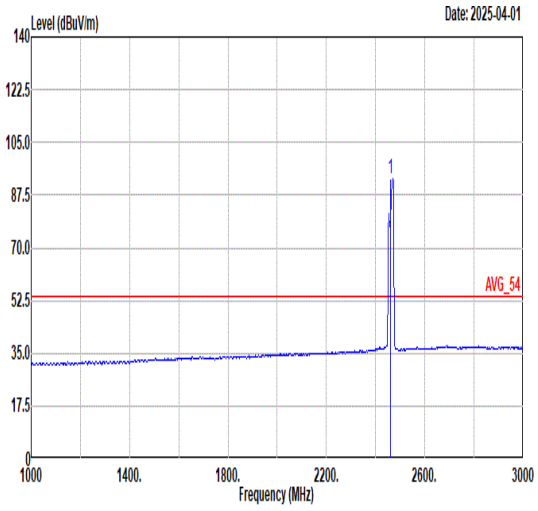 Freq Level Limit Line Margin (dB) Read Level Ant Factor Cable Loss Preamp Factor APos TPos Remark MHz dBuV/m dBuV/m dBuV dB/m dB dB cm deg 1 2462.00 92.79 ------ ------ 86.88 30.66 7.86 32.61 361 299 AVERAGE

Mode	18	
	Band Edge	
	2400-2483.5_802.11be EHT20_CH11_Single RU 106/54_2462MHz	
ANT	CDD 7+6	
Pol.	Vertical	Fundamental
Peak	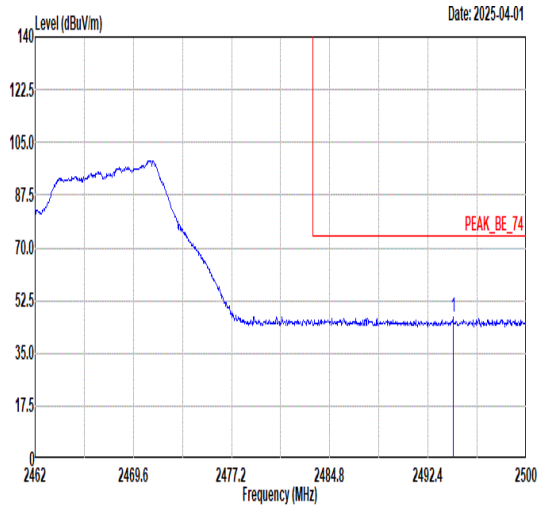 Freq Level Limit Line Margin (dB) Read Level Ant Factor Cable Loss Preamp Factor APos TPos Remark MHz dBuV/m dBuV/m dBuV dB/m dB dB cm deg 1 2494.34 46.76 74.00 -27.24 40.86 30.61 7.89 32.60 400 159 PEAK	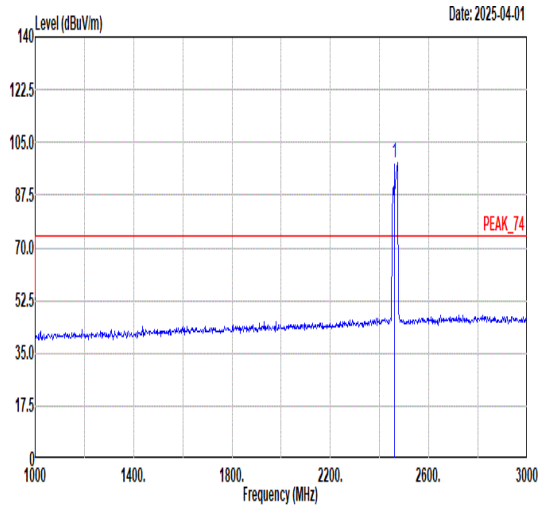 Freq Level Limit Line Margin (dB) Read Level Ant Factor Cable Loss Preamp Factor APos TPos Remark MHz dBuV/m dBuV/m dBuV dB/m dB dB cm deg 1 2462.00 98.15 ------ ------ 92.23 30.66 7.87 32.61 400 159 PEAK
Avg	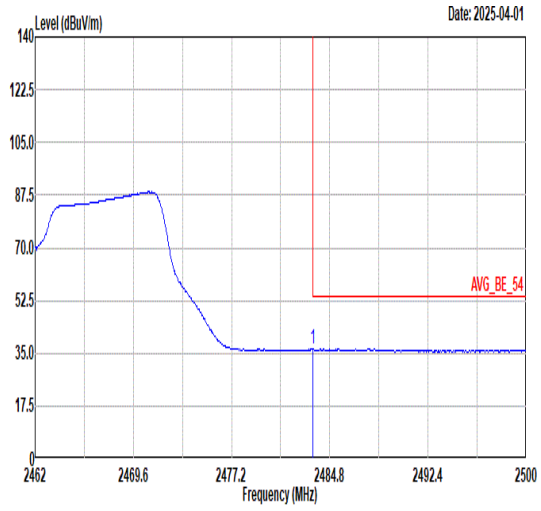 Freq Level Limit Line Margin (dB) Read Level Ant Factor Cable Loss Preamp Factor APos TPos Remark MHz dBuV/m dBuV/m dBuV dB/m dB dB cm deg 1 2483.51 36.42 54.00 -17.58 30.52 30.63 7.88 32.61 400 159 AVERAGE	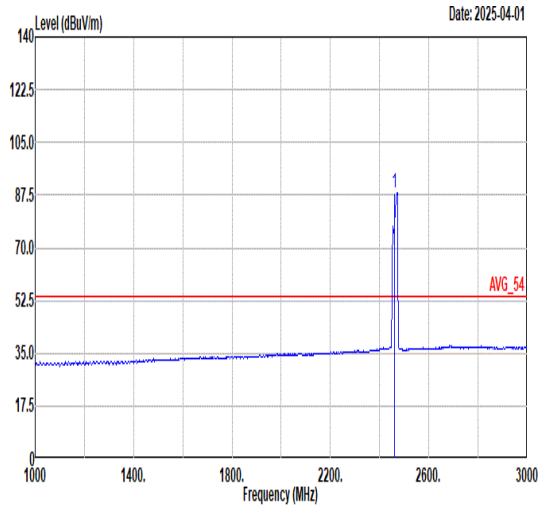 Freq Level Limit Line Margin (dB) Read Level Ant Factor Cable Loss Preamp Factor APos TPos Remark MHz dBuV/m dBuV/m dBuV dB/m dB dB cm deg 1 2462.00 88.12 ------ ------ 82.21 30.66 7.86 32.61 400 159 AVERAGE

Mode	19	
	Band Edge	
	2400-2483.5_802.11be EHT20_CH01_Small RU 106+26_2412MHz	
ANT	CDD 7+6	
Pol.	Horizontal	Fundamental
Peak	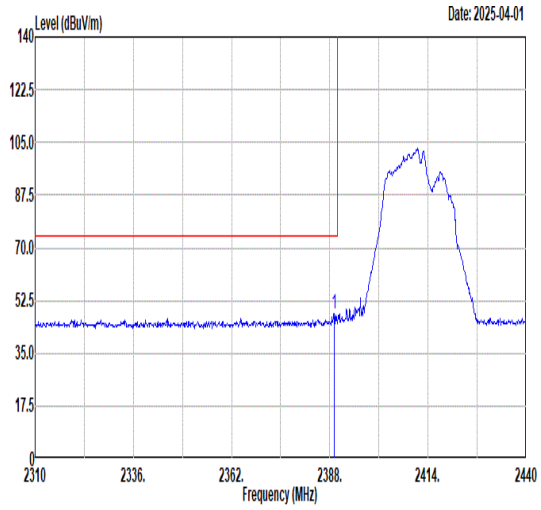 Freq Level Limit Line Margin (dB) Read Level Ant Factor Cable Loss Preamp Factor APos TPos Remark 1 2389.17 48.05 74.00 -25.95 42.33 30.60 7.76 32.64 385 317 PEAK	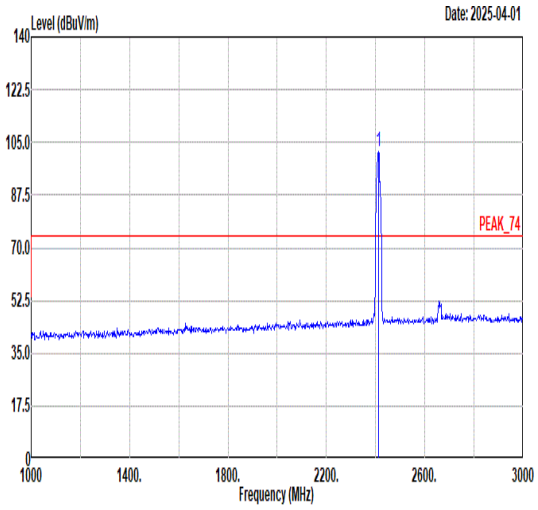 Freq Level Limit Line Margin (dB) Read Level Ant Factor Cable Loss Preamp Factor APos TPos Remark 1 2412.00 101.76 ------ ------ 95.97 30.62 7.81 32.64 385 317 PEAK
Avg	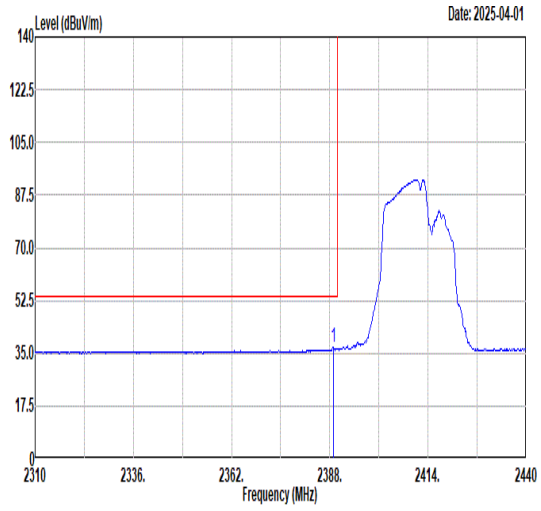 Freq Level Limit Line Margin (dB) Read Level Ant Factor Cable Loss Preamp Factor APos TPos Remark 1 2388.91 36.89 54.00 -17.11 31.17 30.60 7.76 32.64 385 317 AVERAGE	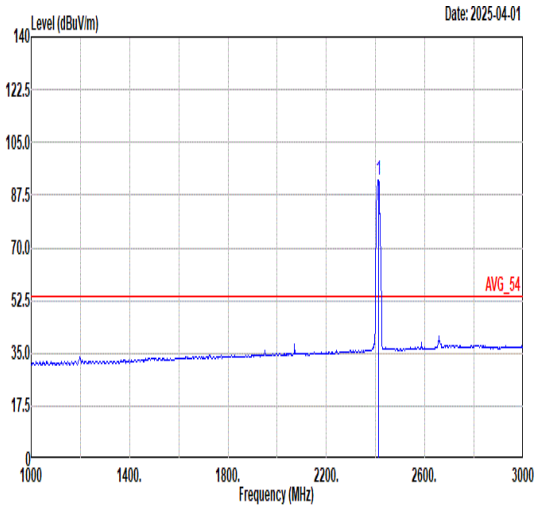 Freq Level Limit Line Margin (dB) Read Level Ant Factor Cable Loss Preamp Factor APos TPos Remark 1 2412.00 92.36 ------ ------ 86.57 30.62 7.81 32.64 385 317 AVERAGE

Mode	19	
	Band Edge	
	2400-2483.5_802.11be EHT20_CH01_Small RU 106+26_2412MHz	
ANT	CDD 7+6	
Pol.	Vertical	Fundamental
Peak	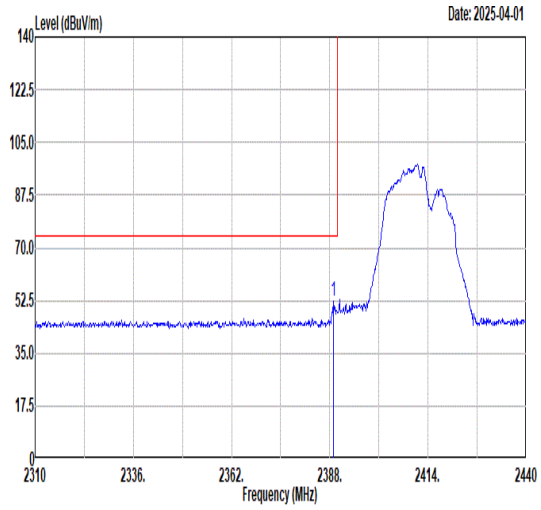 Freq Level Limit Line Margin (dB) Read Level Ant Factor Cable Loss Preamp Factor APos TPos Remark MHz dBuV/m dBuV/m dBuV dB/m dB dB cm deg 1 2389.04 52.56 74.00 -21.44 46.84 30.60 7.76 32.64 355 153 PEAK	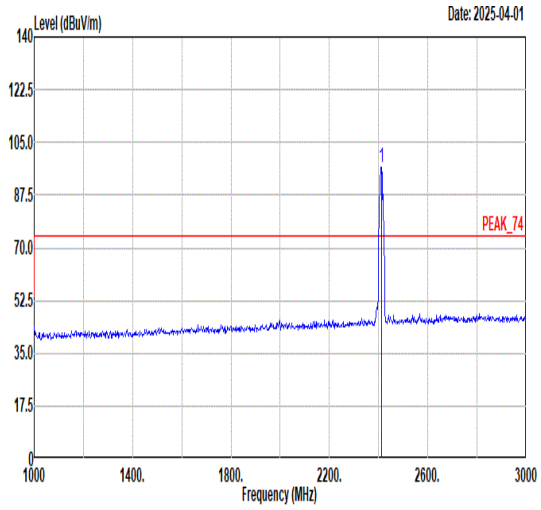 Freq Level Limit Line Margin (dB) Read Level Ant Factor Cable Loss Preamp Factor APos TPos Remark MHz dBuV/m dBuV/m dBuV dB/m dB dB cm deg 1 2412.00 96.74 ------ ------ 90.95 30.62 7.81 32.64 355 153 PEAK
Avg	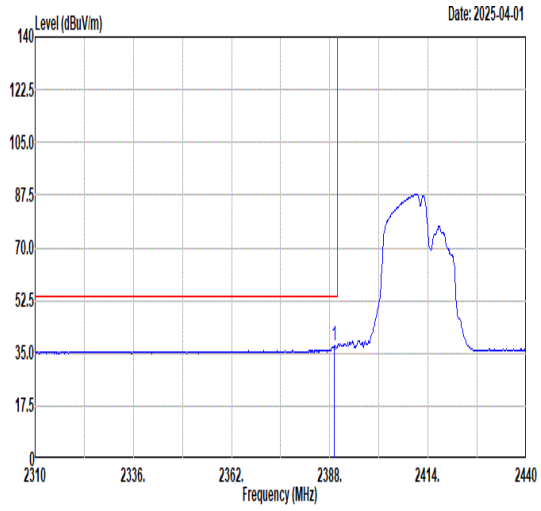 Freq Level Limit Line Margin (dB) Read Level Ant Factor Cable Loss Preamp Factor APos TPos Remark MHz dBuV/m dBuV/m dBuV dB/m dB dB cm deg 1 2389.17 37.51 54.00 -16.49 31.79 30.60 7.76 32.64 355 153 AVERAGE	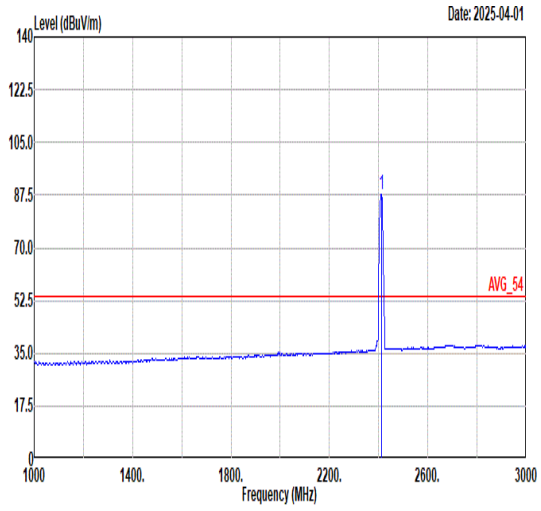 Freq Level Limit Line Margin (dB) Read Level Ant Factor Cable Loss Preamp Factor APos TPos Remark MHz dBuV/m dBuV/m dBuV dB/m dB dB cm deg 1 2412.00 87.59 ------ ------ 81.80 30.62 7.81 32.64 355 153 AVERAGE

Mode	20	
	Band Edge	
	2400-2483.5_802.11be EHT20_CH11_Small RU 106+26_2462MHz	
ANT	CDD 7+6	
Pol.	Horizontal	Fundamental
Peak	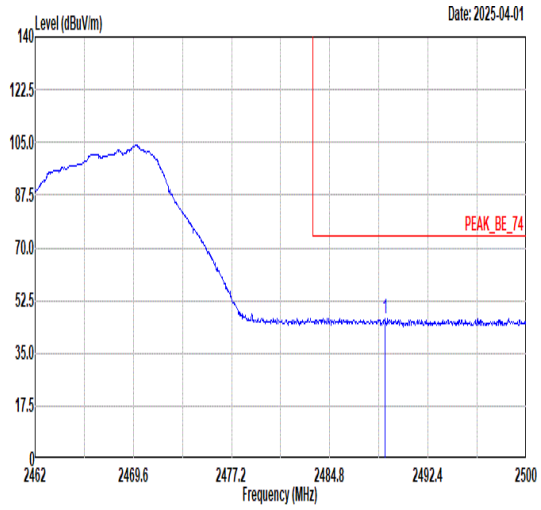 Freq Level Limit Line Margin (dB) Read Level Ant Factor Cable Loss Preamp Factor APos TPos Remark 1 2489.09 46.67 74.00 -27.33 40.77 30.62 7.88 32.60 358 299 PEAK	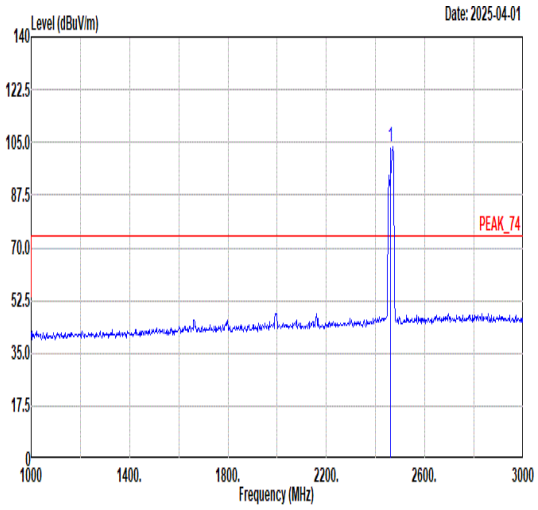 Freq Level Limit Line Margin (dB) Read Level Ant Factor Cable Loss Preamp Factor APos TPos Remark 1 2462.00 103.66 ------ ------ 97.75 30.66 7.86 32.61 358 299 PEAK
Avg	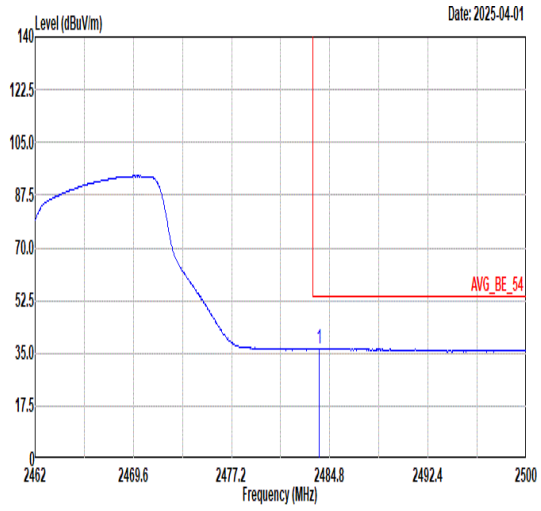 Freq Level Limit Line Margin (dB) Read Level Ant Factor Cable Loss Preamp Factor APos TPos Remark 1 2484.00 36.71 54.00 -17.29 30.81 30.63 7.88 32.61 358 299 AVERAGE	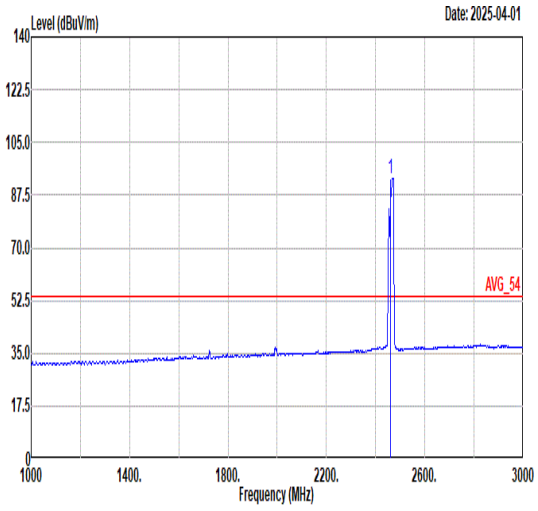 Freq Level Limit Line Margin (dB) Read Level Ant Factor Cable Loss Preamp Factor APos TPos Remark 1 2462.00 93.20 ------ ------ 87.29 30.66 7.86 32.61 358 299 AVERAGE

Mode	20	
	Band Edge	
	2400-2483.5_802.11be EHT20_CH11_Small RU 106+26_2462MHz	
ANT	CDD 7+6	
Pol.	Vertical	Fundamental
Peak	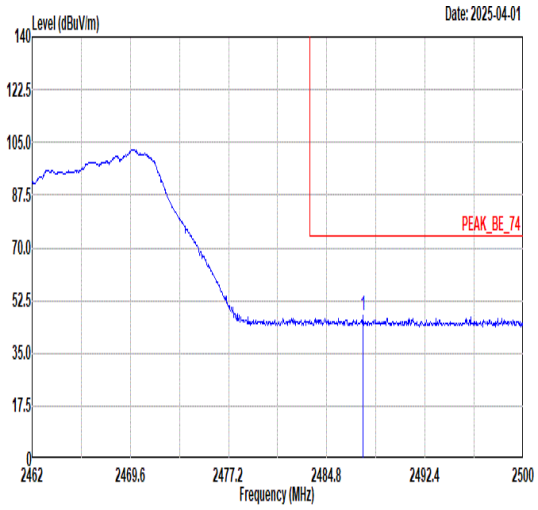 Freq Level Limit Line Margin (dB) Read Level Ant Factor Cable Loss Preamp Factor APos TPos Remark 1 2487.57 47.60 74.00 -26.40 41.70 30.62 7.88 32.60 365 1 PEAK	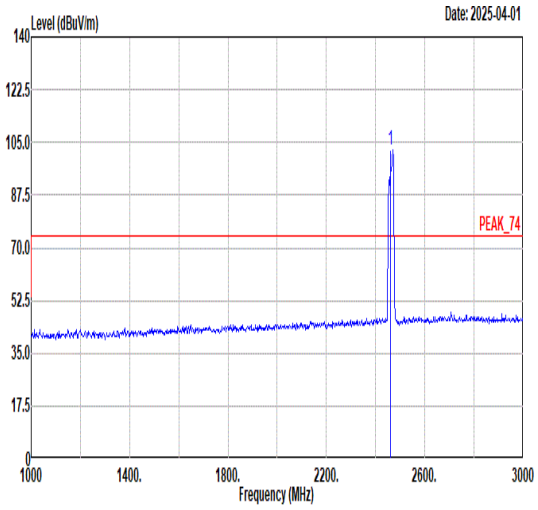 Freq Level Limit Line Margin (dB) Read Level Ant Factor Cable Loss Preamp Factor APos TPos Remark 1 2462.00 102.73 ------ ------ 96.82 30.66 7.86 32.61 365 1 PEAK
Avg	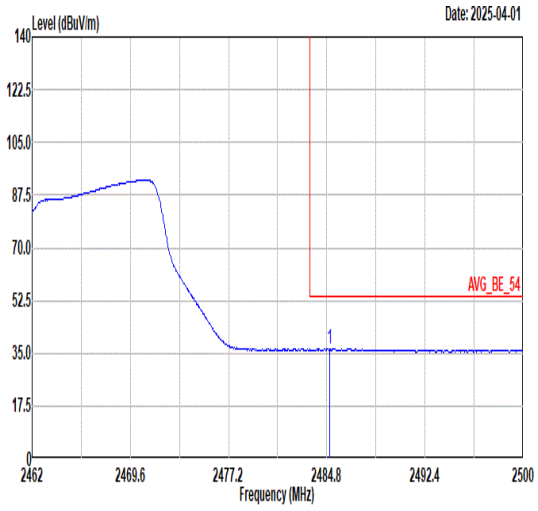 Freq Level Limit Line Margin (dB) Read Level Ant Factor Cable Loss Preamp Factor APos TPos Remark 1 2485.03 36.43 54.00 -17.57 30.53 30.63 7.88 32.61 365 1 AVERAGE	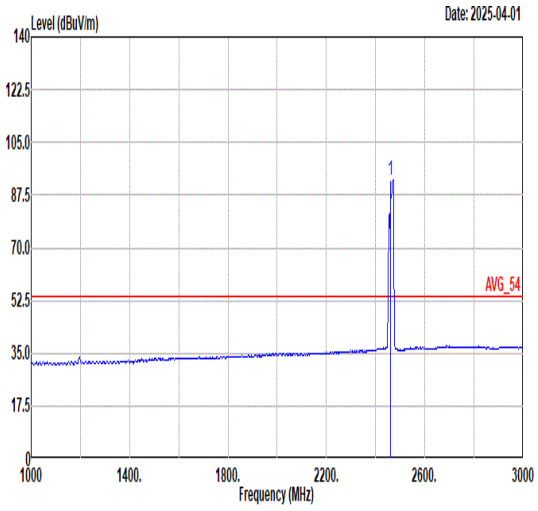 Freq Level Limit Line Margin (dB) Read Level Ant Factor Cable Loss Preamp Factor APos TPos Remark 1 2462.00 92.38 ------ ------ 86.47 30.66 7.86 32.61 365 1 AVERAGE

Mode	21	
	LF	
	2400-2483.5_802.11b_CH01_2412MHz	
ANT	CDD 7+6	
Pol.	Horizontal	Vertical
QP/ Peak	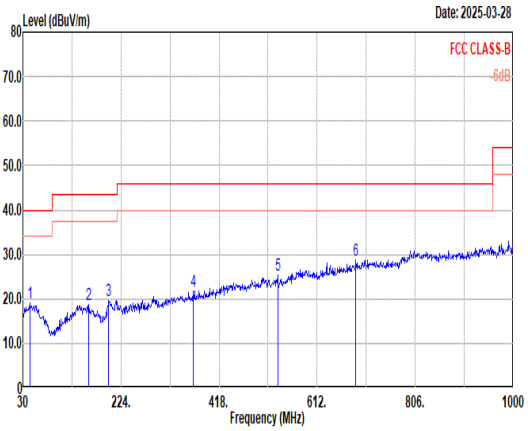	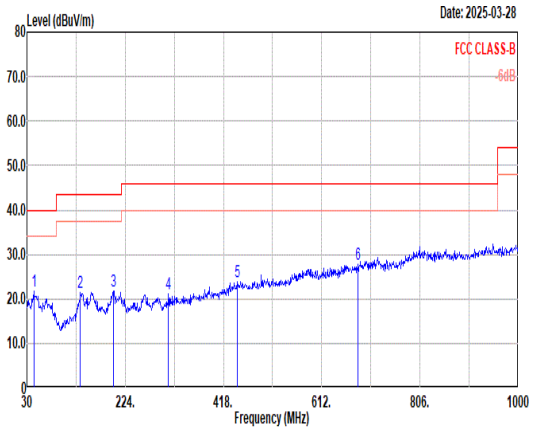

	Freq	Level	Limit Line	Margin	Read Level	Ant Factor	Cable Loss	Preamp Factor	APos	TPos	Remark
	MHz	dBuV/m	dBuV/m	dB	dBuV	dB/m	dB	dB	cm	deg	
1	43.58	18.98	40.00	-21.02	37.56	20.12	1.22	39.92	---	---	Peak
2	159.98	18.57	43.50	-24.93	36.97	19.32	2.30	40.02	---	---	Peak
3	199.75	19.67	43.50	-23.83	40.66	16.43	2.57	39.99	---	---	Peak
4	366.59	21.73	46.00	-24.27	36.81	21.28	3.45	39.81	---	---	Peak
5	534.40	25.25	46.00	-20.75	36.32	24.45	4.16	39.68	---	---	Peak
6	688.63	28.70	46.00	-17.30	36.77	26.79	4.71	39.57	---	---	Peak

	Freq	Level	Limit Line	Margin	Read Level	Ant Factor	Cable Loss	Preamp Factor	APos	TPos	Remark
	MHz	dBuV/m	dBuV/m	dB	dBuV	dB/m	dB	dB	cm	deg	
1	43.58	21.64	40.00	-18.36	40.22	20.12	1.22	39.92	---	---	Peak
2	135.73	21.41	43.50	-22.09	40.63	18.71	2.11	40.04	---	---	Peak
3	200.72	21.69	43.50	-21.81	42.67	16.43	2.58	39.99	---	---	Peak
4	309.36	21.01	46.00	-24.99	37.83	19.93	3.17	39.92	---	---	Peak
5	445.16	23.98	46.00	-22.02	36.83	23.08	3.80	39.73	---	---	Peak
6	683.78	27.82	46.00	-18.18	36.01	26.69	4.69	39.57	---	---	Peak

Co-location

Mode	22	
	Band Edge	
	2400-2483.5_802.11b_CH01_2412MHz Tx + Band14 LINK	
ANT	CDD 7+6	
Pol.	Horizontal	Fundamental
Peak	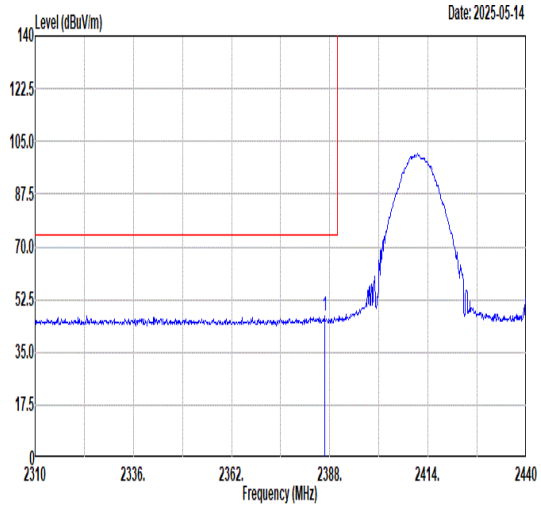 Freq Level Limit Line Margin (dB) Read Level Ant Factor Cable Loss Preamp Factor APos TPos Remark MHz dBuV/m dBuV/m dBuV dB/m dB dB cm deg 1 2386.57 47.22 74.00 -26.78 42.41 30.60 6.86 32.65 400 134 PEAK	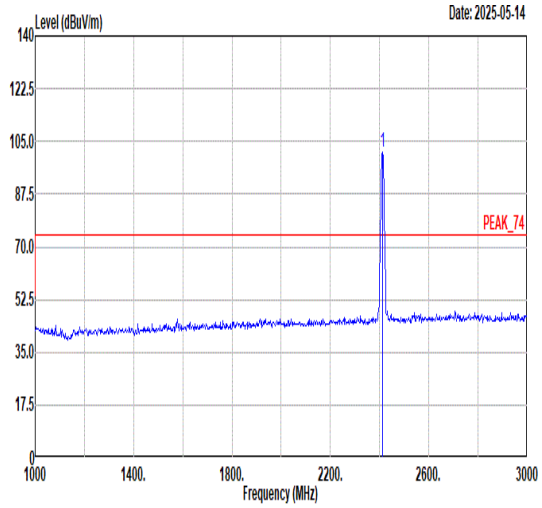 Freq Level Limit Line Margin (dB) Read Level Ant Factor Cable Loss Preamp Factor APos TPos Remark MHz dBuV/m dBuV/m dBuV dB/m dB dB cm deg 1 2412.00 101.26 ------ ------ 96.39 30.62 6.89 32.64 400 134 PEAK
Avg	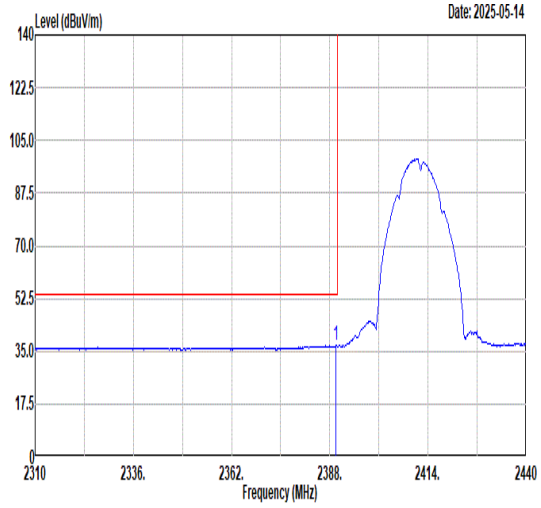 Freq Level Limit Line Margin (dB) Read Level Ant Factor Cable Loss Preamp Factor APos TPos Remark MHz dBuV/m dBuV/m dBuV dB/m dB dB cm deg 1 2389.69 36.80 54.00 -17.20 31.97 30.60 6.87 32.64 400 134 AVERAGE	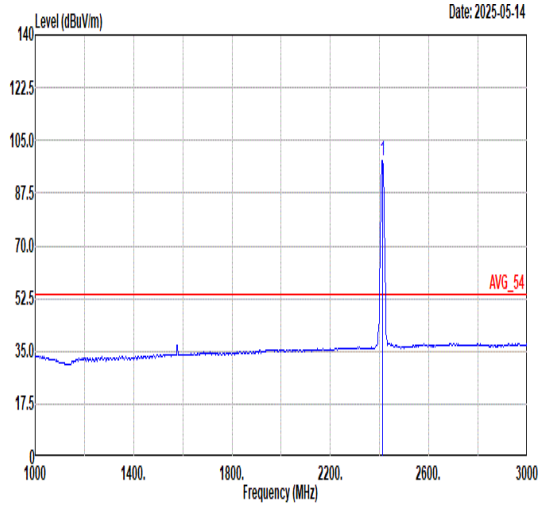 Freq Level Limit Line Margin (dB) Read Level Ant Factor Cable Loss Preamp Factor APos TPos Remark MHz dBuV/m dBuV/m dBuV dB/m dB dB cm deg 1 2412.00 98.36 ------ ------ 93.49 30.62 6.89 32.64 400 134 AVERAGE

Mode	22	
	Band Edge	
	2400-2483.5_802.11b_CH01_2412MHz Tx + Band14 LINK	
ANT	CDD 7+6	
Pol.	Vertical	Fundamental
Peak	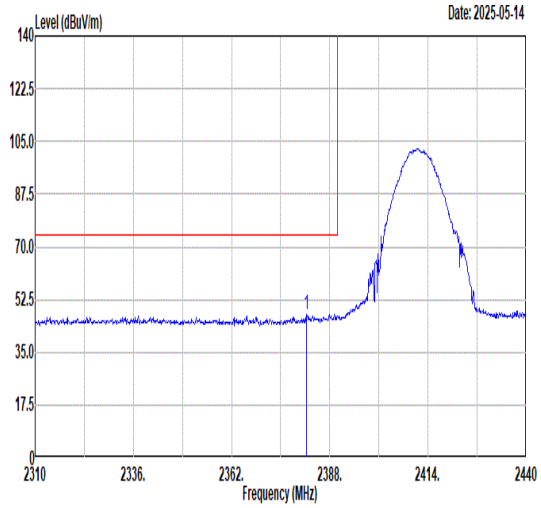 Freq Level Limit Line Margin (dB) Read Level Ant Factor Cable Loss Preamp Factor APos TPos Remark MHz dBuV/m dBuV/m dBuV dB/m dB dB cm deg 1 2381.76 47.59 74.00 -26.41 42.78 30.60 6.86 32.65 360 171 PEAK	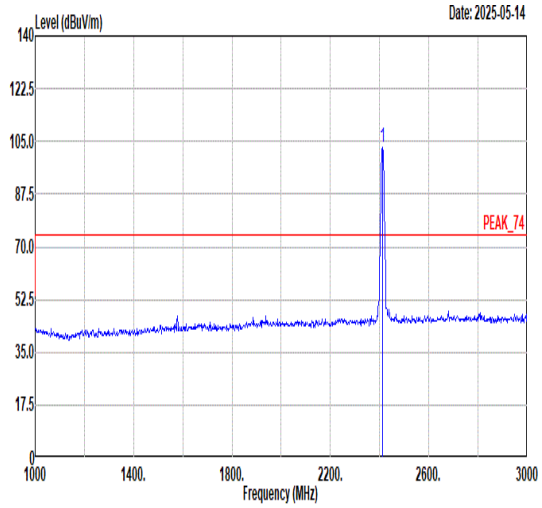 Freq Level Limit Line Margin (dB) Read Level Ant Factor Cable Loss Preamp Factor APos TPos Remark MHz dBuV/m dBuV/m dBuV dB/m dB dB cm deg 1 2412.00 102.84 ------ ------ 97.97 30.62 6.89 32.64 360 171 PEAK
Avg	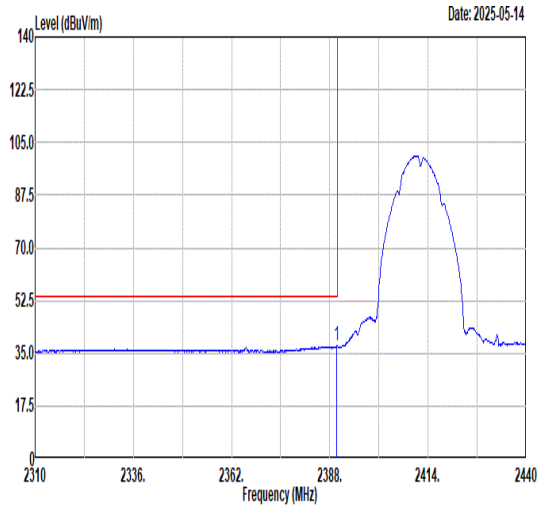 Freq Level Limit Line Margin (dB) Read Level Ant Factor Cable Loss Preamp Factor APos TPos Remark MHz dBuV/m dBuV/m dBuV dB/m dB dB cm deg 1 2389.82 37.40 54.00 -16.60 32.57 30.60 6.87 32.64 360 171 AVERAGE	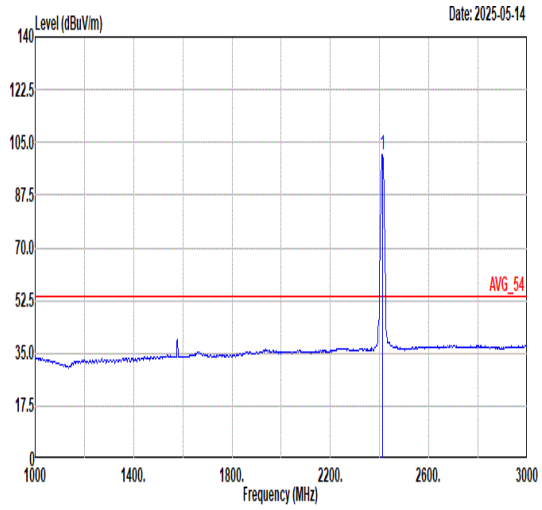 Freq Level Limit Line Margin (dB) Read Level Ant Factor Cable Loss Preamp Factor APos TPos Remark MHz dBuV/m dBuV/m dBuV dB/m dB dB cm deg 1 2412.00 100.78 ------ ------ 95.91 30.62 6.89 32.64 360 171 AVERAGE

Mode	22	
	Harmonic	
	2400-2483.5_802.11b_CH01_2412MHz Tx + Band14 LINK	
ANT	CDD 7+6	
Pol.	Horizontal	Vertical
Peak Avg	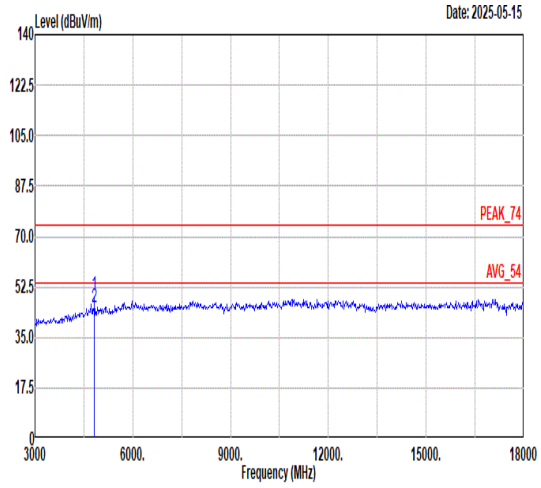 Freq Level Limit Line Margin Read Level Ant Factor Cable Loss Preamp Factor APos TPos Remark MHz dBuV/m dBuV/m dB dBuV dB/m dB dB cm deg 1 4824.00 49.83 74.00 -24.17 56.96 35.30 10.16 52.59 400 360 Peak 2 4824.00 45.40 54.00 -8.60 52.53 35.30 10.16 52.59 400 360 Average	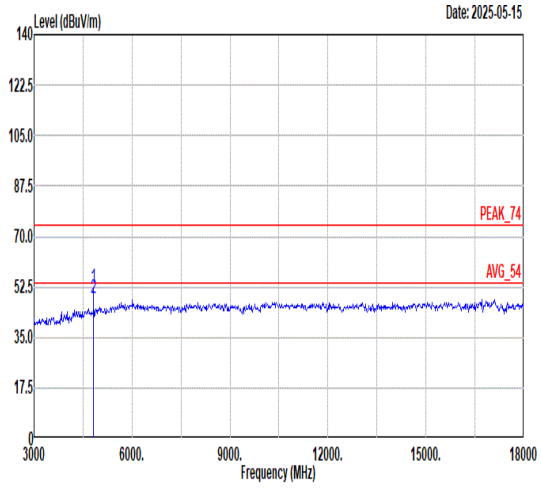 Freq Level Limit Line Margin Read Level Ant Factor Cable Loss Preamp Factor APos TPos Remark MHz dBuV/m dBuV/m dB dBuV dB/m dB dB cm deg 1 4824.00 52.29 74.00 -21.71 59.42 35.30 10.16 52.59 249 155 Peak 2 4824.00 48.65 54.00 -5.35 55.78 35.30 10.16 52.59 249 155 Average

Appendix D. Duty Cycle Plots

Ant	Band	Duty Cycle(%)	T(ms)	1/T(kHz)	VBW Setting
Ant6	802.11b	100	-	-	10Hz
Ant6	802.11g	98.68	-	-	10Hz
Ant6	802.11n HT20	100	-	-	10Hz
Ant6	802.11n HT40	100	-	-	10Hz
Ant6	802.11be EHT20	100	-	-	10Hz
Ant6	802.11be EHT40	100	-	-	10Hz
Ant6-Small RU	802.11be EHT20	98.97	-	-	10Hz
Ant7	802.11b	100	-	-	10Hz
Ant7	802.11g	98.68	-	-	10Hz
Ant7	802.11n HT20	100	-	-	10Hz
Ant7	802.11n HT40	100	-	-	10Hz
Ant7	802.11be EHT20	100	-	-	10Hz
Ant7	802.11be EHT40	100	-	-	10Hz
Ant7-Small RU	802.11be EHT20	98.97	-	-	10Hz

<Ant 6>

802.11b

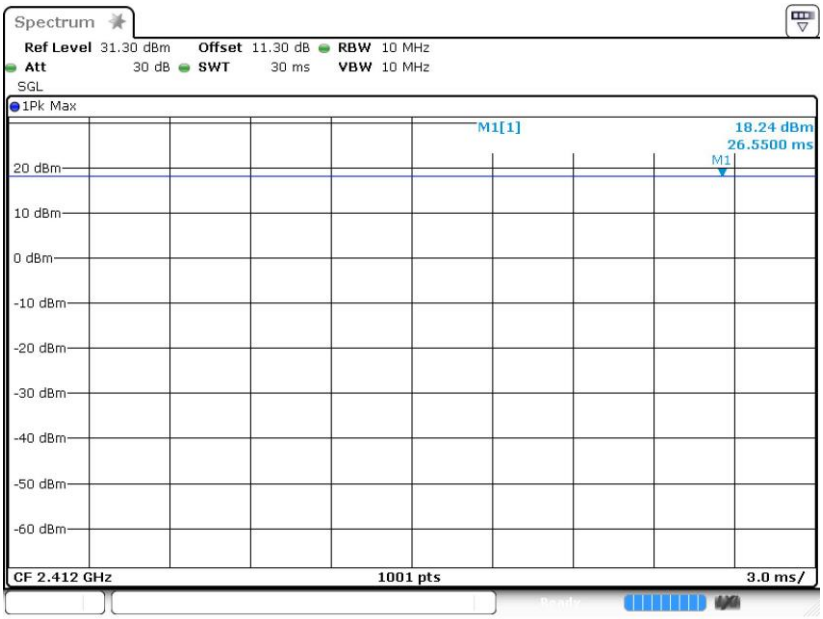

802.11g

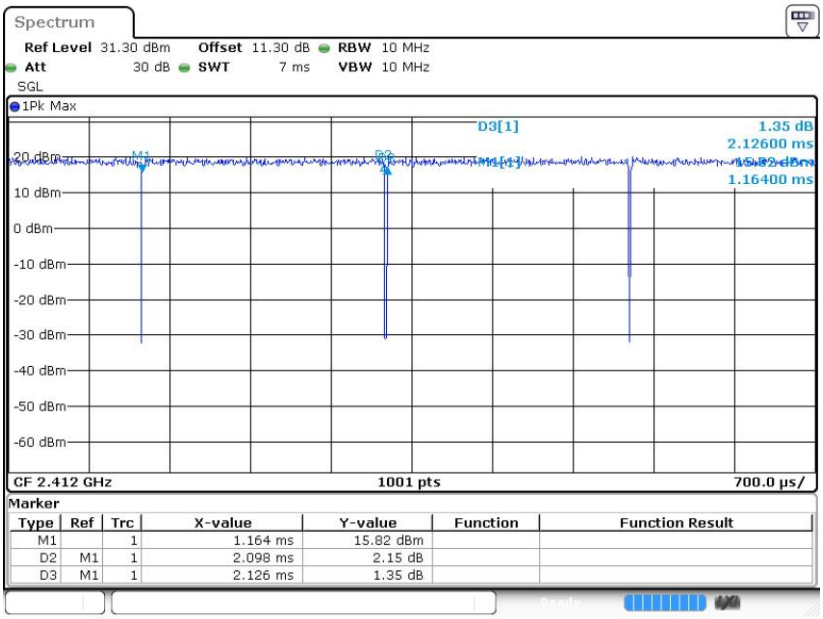

802.11n HT20

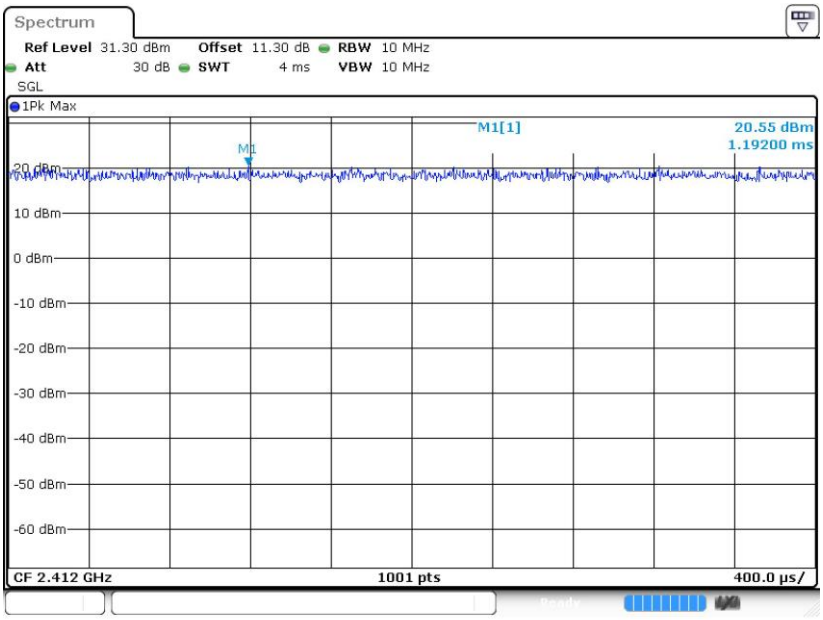

802.11n HT40

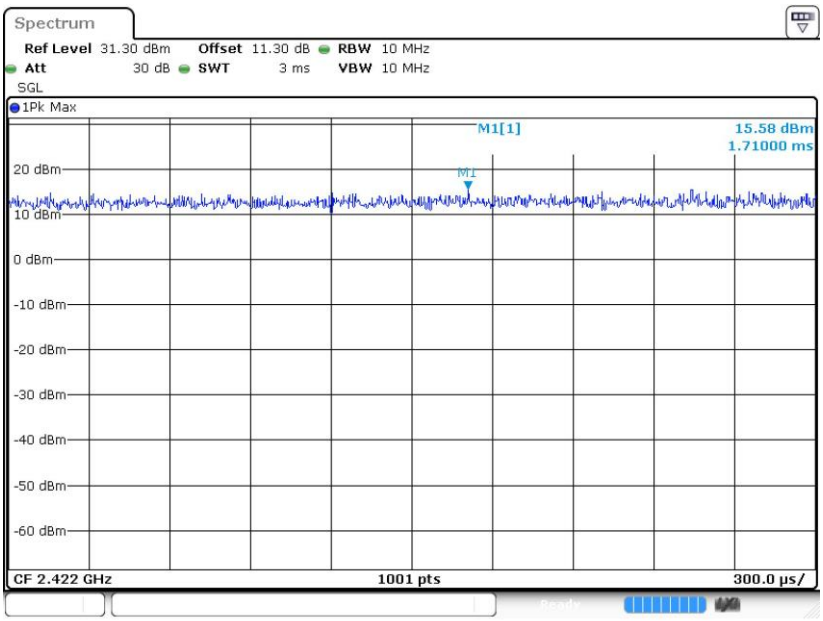

802.11be EHT20

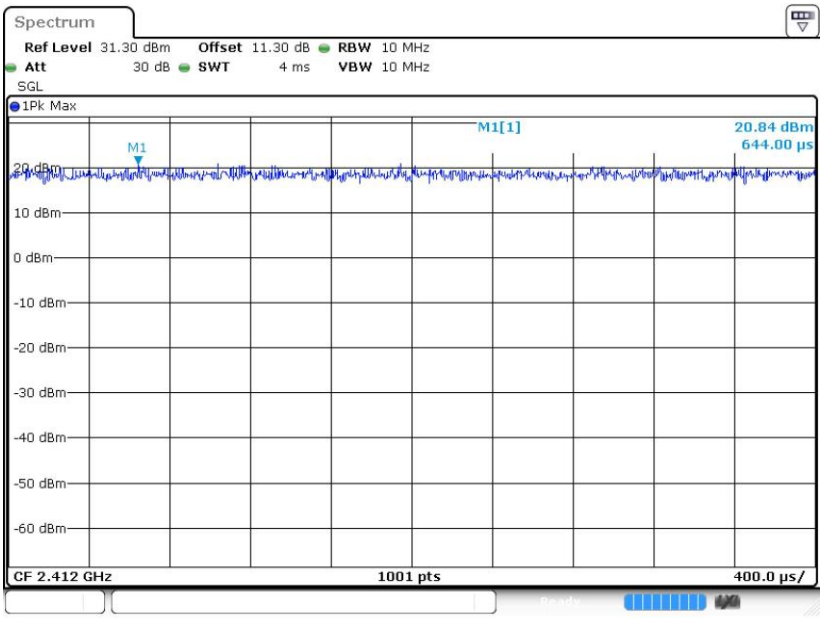

802.11be EHT40

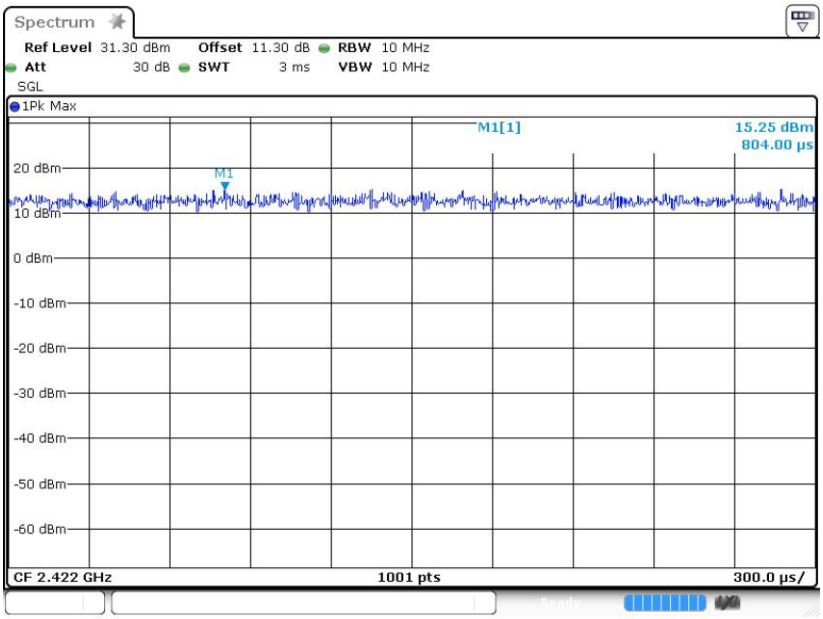

802.11be EHT20-Small RU

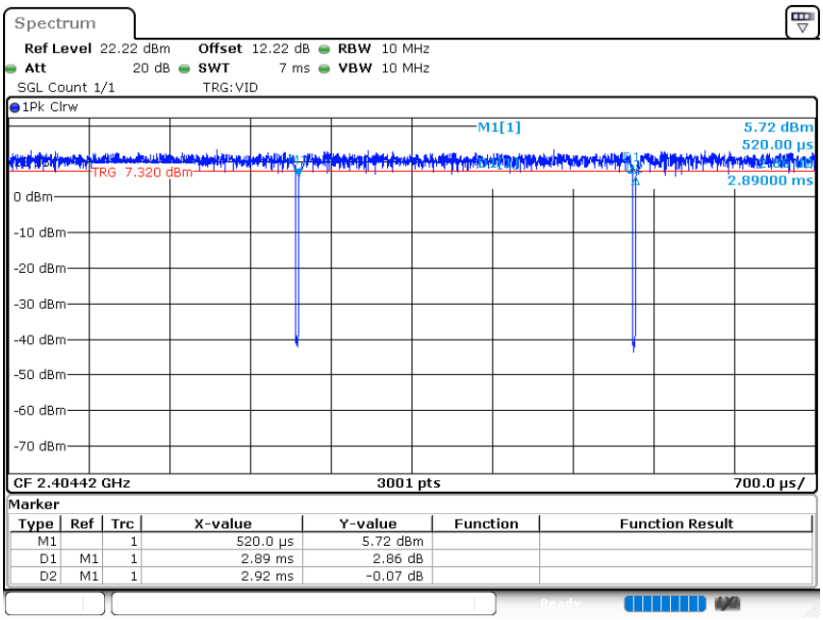

<Ant 7>

802.11b

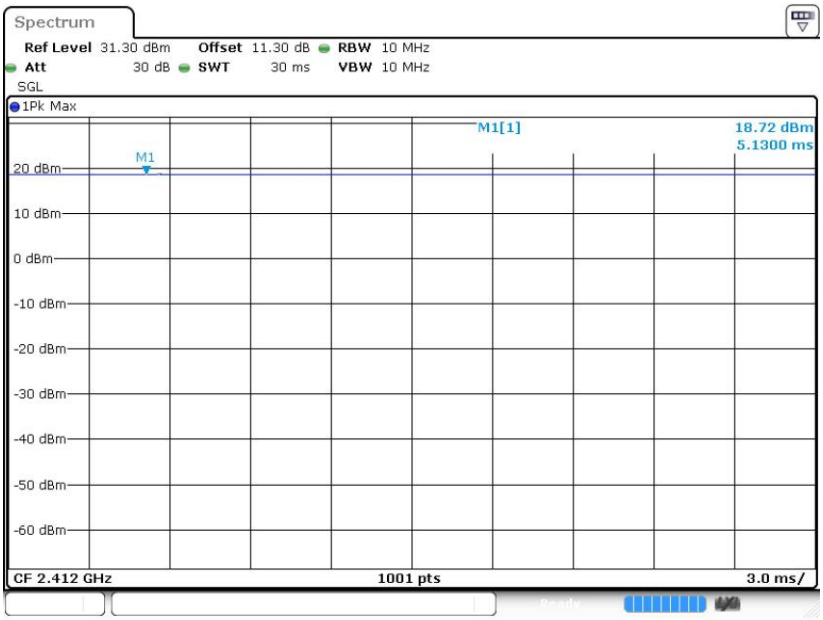

802.11g

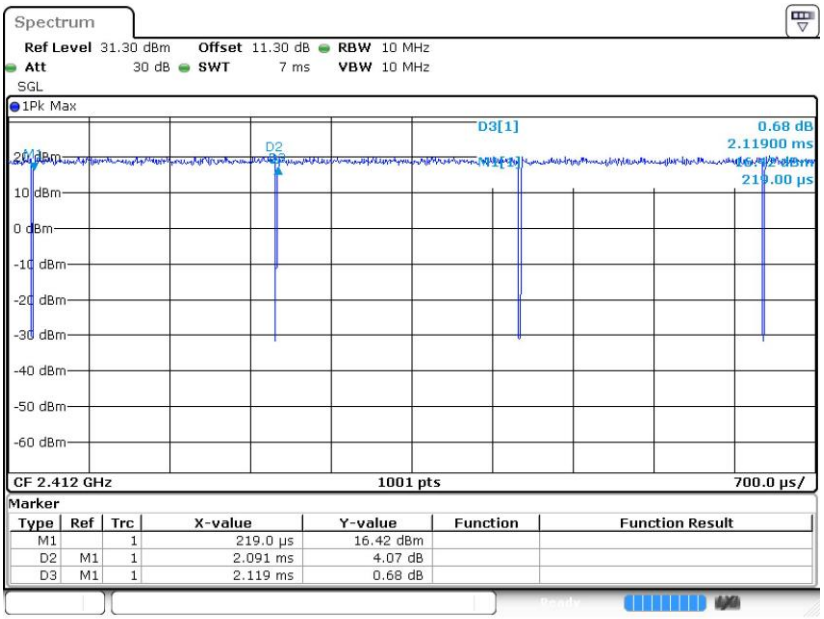

802.11n HT20

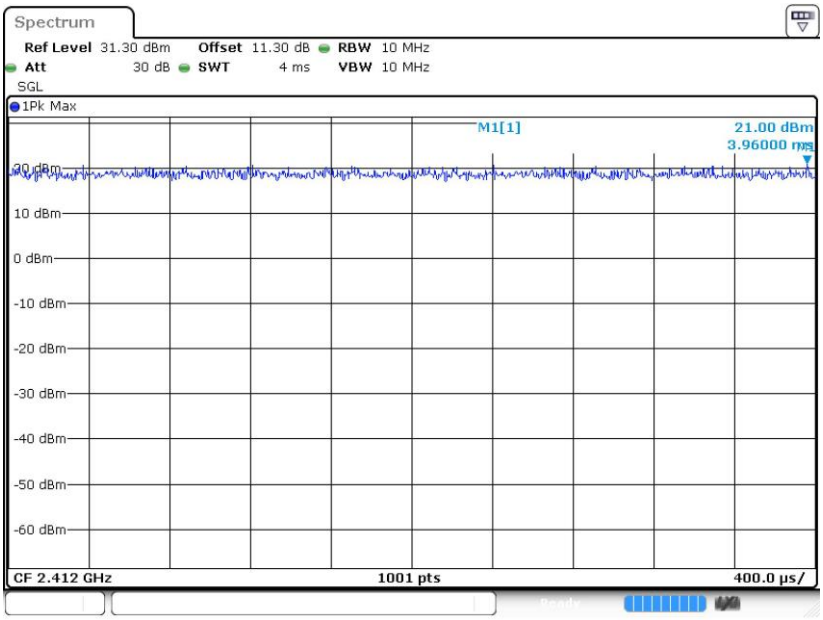

802.11n HT40

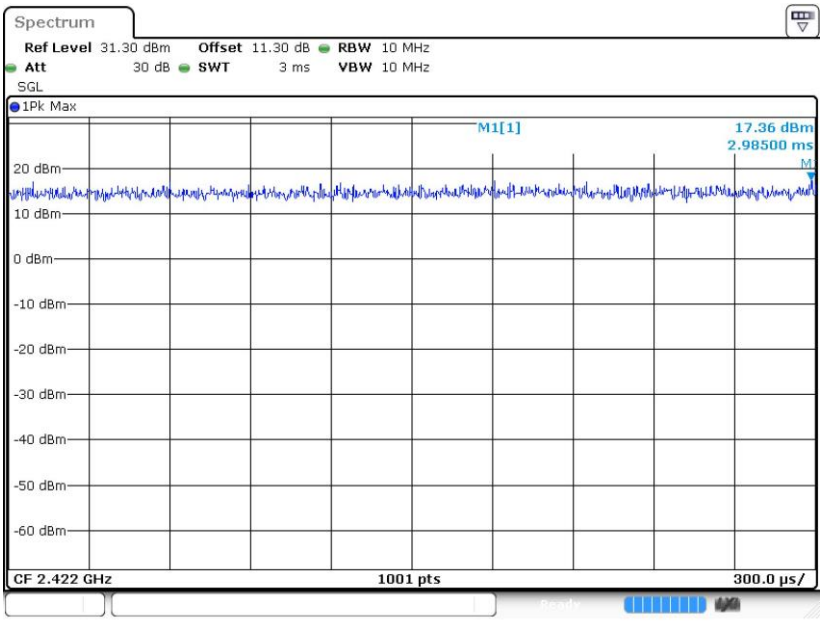

802.11be EHT20

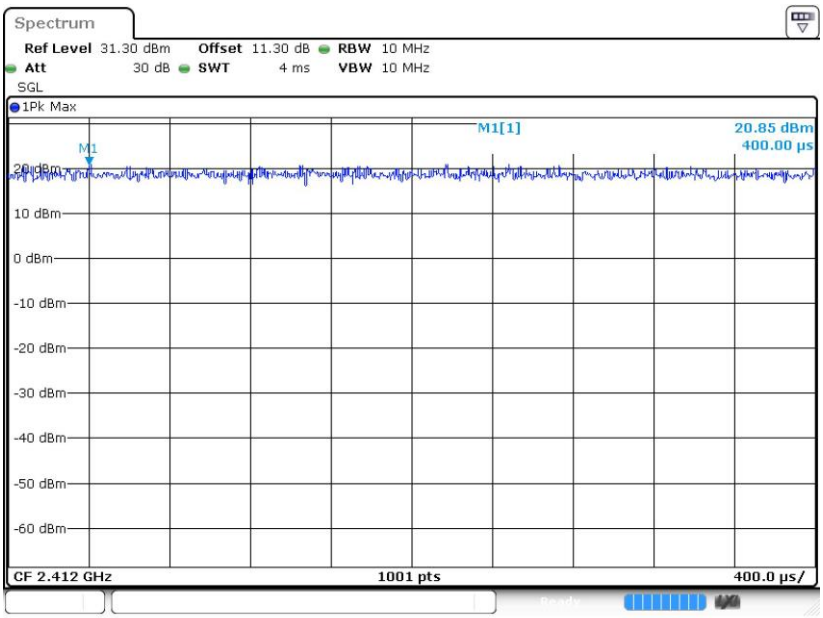

802.11be EHT40

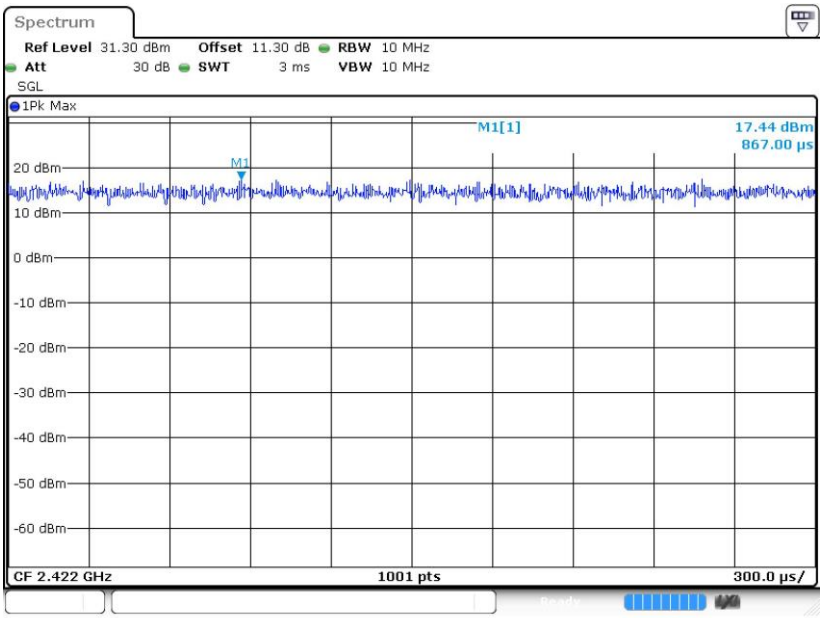
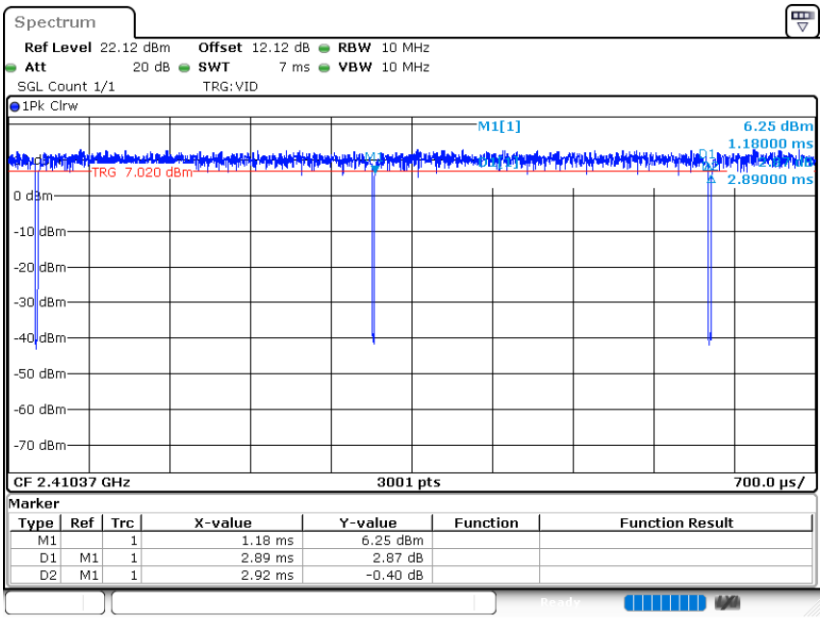
802.11be EHT20-Small RU