Mode	9	
	Band Edge - R	
	U-NII-1_5.15-5.25_ 802.11ac VHT80_CH42_5210MHz	
ANT	CDD 7+6	
Pol.	Vertical	Fundamental
Peak	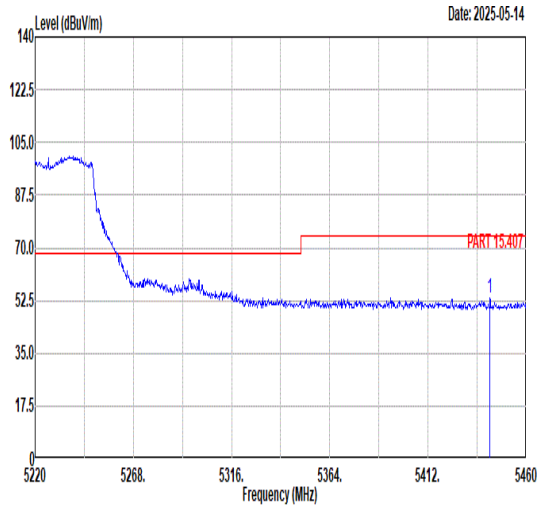 Freq Level Limit Line Margin Read Level Ant Factor Cable Loss Preamp Factor APos TPos Remark MHz dBuV/m dBuV/m dB dBuV dB/m dB dB cm deg 1 5442.24 53.36 74.00 -20.64 39.08 35.92 11.05 32.69 220 329 Peak	Blank
Avg	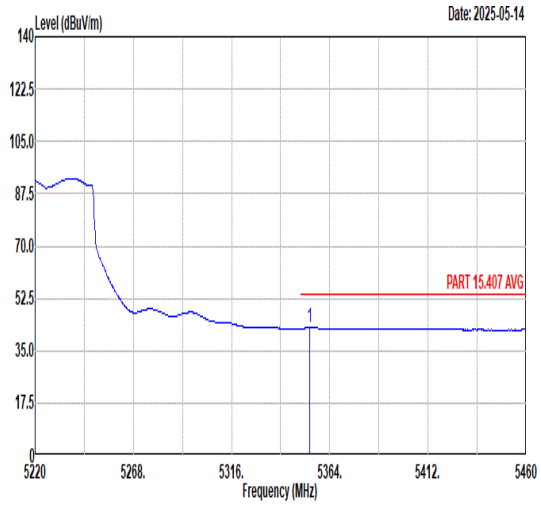 Freq Level Limit Line Margin Read Level Ant Factor Cable Loss Preamp Factor APos TPos Remark MHz dBuV/m dBuV/m dB dBuV dB/m dB dB cm deg 1 5354.16 42.62 54.00 -11.38 28.26 36.09 10.94 32.67 220 329 Average	Blank

Mode	9	
	Harmonic	
	U-NII-1_5.15-5.25_ 802.11ac VHT80_CH42_5210MHz	
ANT	CDD 7+6	
Pol.	Horizontal	Vertical
Peak Avg	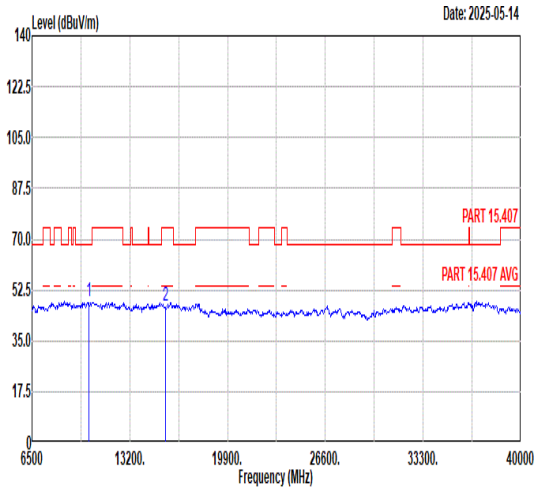 Freq Level Limit Line Margin Read Level Ant Factor Cable Loss Preamp Factor APos TPos Remark MHz dBuV/m dBuV/m dB dBuV dB/m dB dB cm deg 1 10420.00 48.62 68.30 -19.68 47.73 38.12 14.19 51.42 --- --- Peak 2 15630.00 47.22 74.00 -26.78 42.09 40.60 16.92 52.39 --- --- Peak	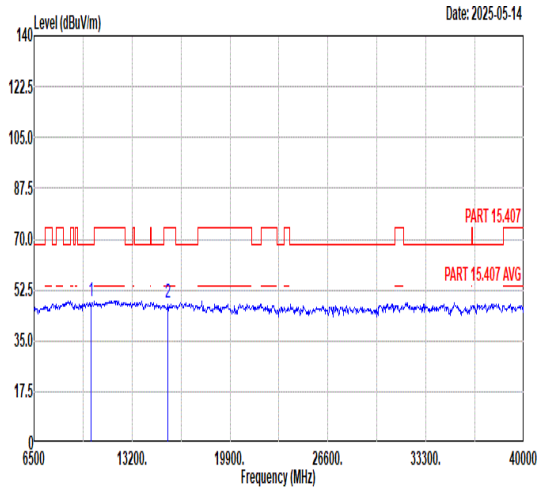 Freq Level Limit Line Margin Read Level Ant Factor Cable Loss Preamp Factor APos TPos Remark MHz dBuV/m dBuV/m dB dBuV dB/m dB dB cm deg 1 10420.00 48.47 68.30 -19.83 47.58 38.12 14.19 51.42 --- --- Peak 2 15630.00 47.85 74.00 -26.15 42.72 40.60 16.92 52.39 --- --- Peak

Mode	10	
	Band Edge	
	U-NII-1_5.15-5.25_802.11be EHT20_CH36_Full RU_5180MHz	
ANT	CDD 7+6	
Pol.	Horizontal	Fundamental
Peak	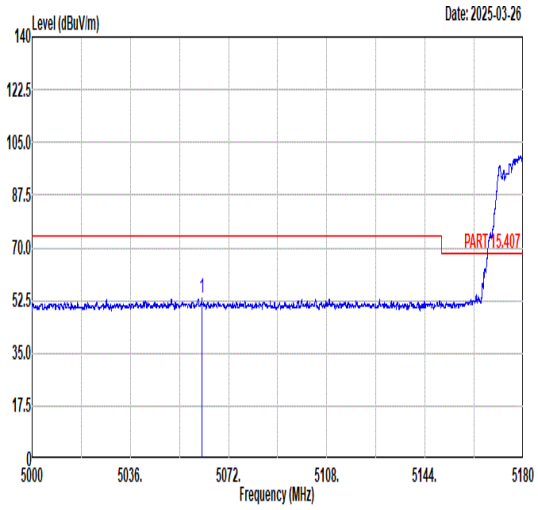 Freq Level Limit Line Margin (dB) Read Level Ant Factor Cable Loss Preamp Factor APos TPos Remark MHz dBuV/m dBuV/m dBuV dB/m dB dB cm deg 1 5062.21 53.26 74.00 -20.74 38.94 35.80 11.13 32.61 100 42 PEAK	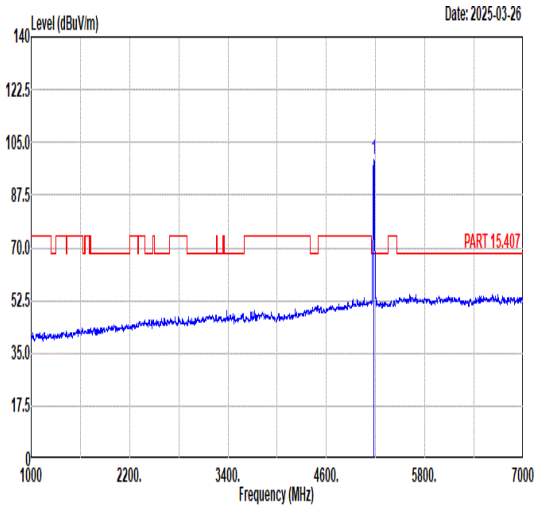 Freq Level Limit Line Margin (dB) Read Level Ant Factor Cable Loss Preamp Factor APos TPos Remark MHz dBuV/m dBuV/m dBuV dB/m dB dB cm deg 1 5180.00 99.43 ------ ------ 85.24 35.76 11.07 32.64 100 42 PEAK
Avg	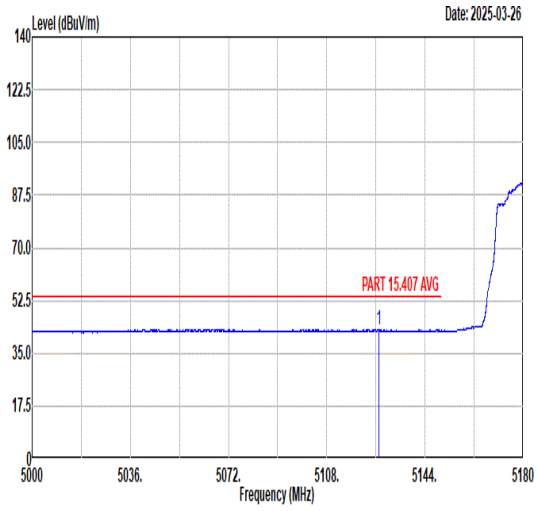 Freq Level Limit Line Margin (dB) Read Level Ant Factor Cable Loss Preamp Factor APos TPos Remark MHz dBuV/m dBuV/m dBuV dB/m dB dB cm deg 1 5126.99 42.85 54.00 -11.15 28.63 35.75 11.10 32.63 100 42 AVERAGE	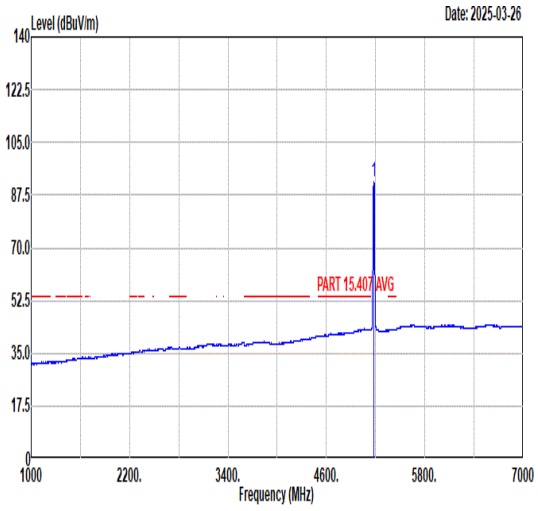 Freq Level Limit Line Margin (dB) Read Level Ant Factor Cable Loss Preamp Factor APos TPos Remark MHz dBuV/m dBuV/m dBuV dB/m dB dB cm deg 1 5180.00 91.95 ------ ------ 77.76 35.76 11.07 32.64 100 42 AVERAGE

Mode	10	
	Band Edge	
	U-NII-1_5.15-5.25_802.11be EHT20_CH36_Full RU_5180MHz	
ANT	CDD 7+6	
Pol.	Vertical	Fundamental
Peak	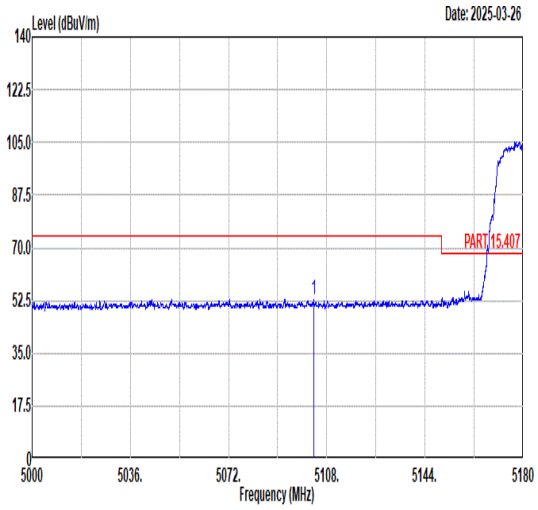 Freq Level Limit Line Margin (dB) Read Level Ant Factor Cable Loss Preamp Factor APos TPos Remark MHz dBuV/m dBuV/m dBuV dB/m dB dB cm deg 1 5103.25 52.95 74.00 -21.05 38.67 35.79 11.11 32.62 249 159 PEAK	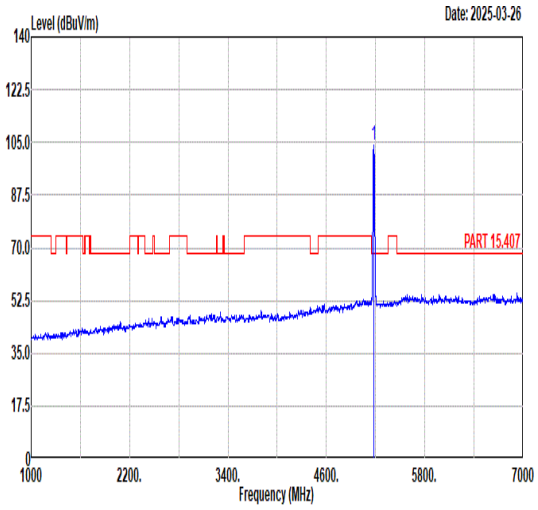 Freq Level Limit Line Margin (dB) Read Level Ant Factor Cable Loss Preamp Factor APos TPos Remark MHz dBuV/m dBuV/m dBuV dB/m dB dB cm deg 1 5180.00 104.22 ------ ------ 90.03 35.76 11.07 32.64 249 159 PEAK
Avg	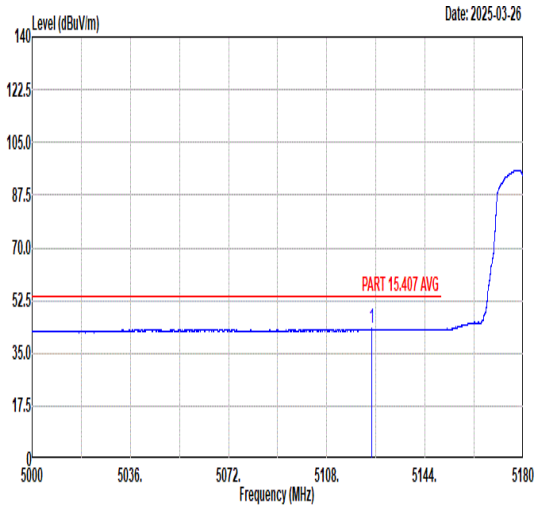 Freq Level Limit Line Margin (dB) Read Level Ant Factor Cable Loss Preamp Factor APos TPos Remark MHz dBuV/m dBuV/m dBuV dB/m dB dB cm deg 1 5124.47 43.06 54.00 -10.94 28.83 35.75 11.10 32.62 249 159 AVERAGE	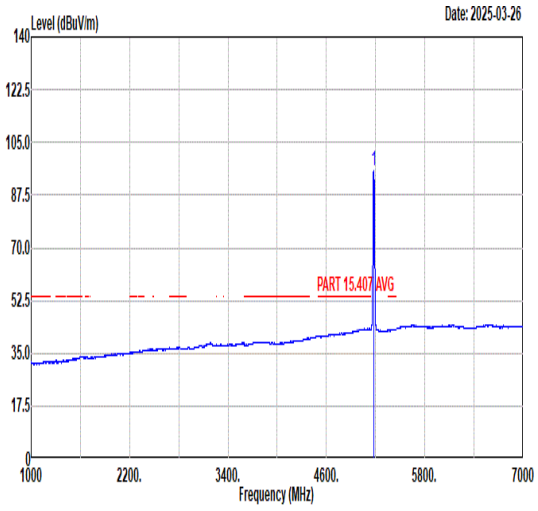 Freq Level Limit Line Margin (dB) Read Level Ant Factor Cable Loss Preamp Factor APos TPos Remark MHz dBuV/m dBuV/m dBuV dB/m dB dB cm deg 1 5180.00 95.50 ------ ------ 81.31 35.75 11.07 32.63 249 159 AVERAGE

Mode	10	
	Harmonic	
	U-NII-1_5.15-5.25_802.11be EHT20_CH36_Full RU_5180MHz	
ANT	CDD 7+6	
Pol.	Horizontal	Vertical
Peak Avg	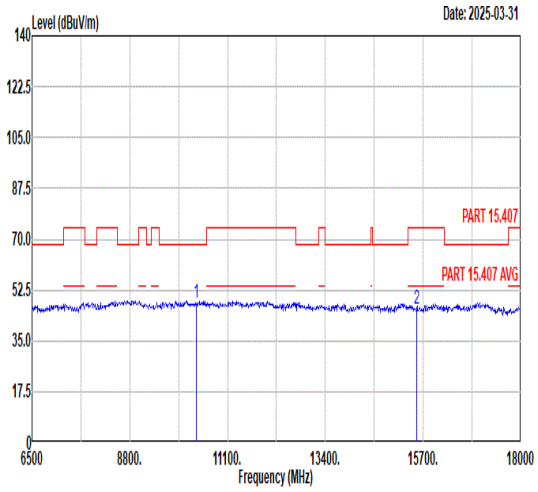 Freq Level Limit Line Margin Read Level Ant Factor Cable Loss Preamp Factor APos TPos Remark MHz dBuV/m dBuV/m dB dBuV dB/m dB dB cm deg 1 10360.00 47.99 68.30 -20.31 47.17 38.10 14.15 51.43 --- --- Peak 2 15540.00 45.70 74.00 -28.30 40.44 40.60 16.85 52.19 --- --- Peak	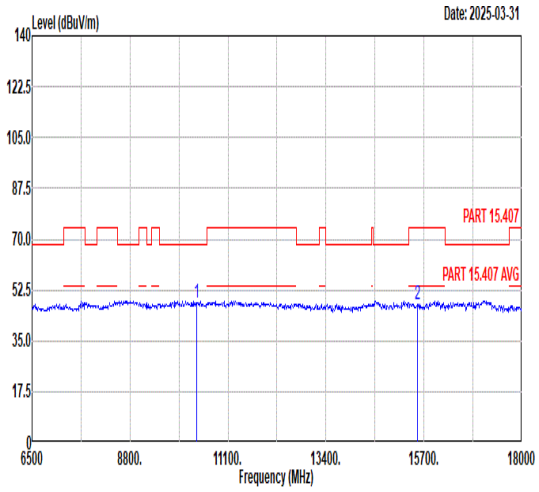 Freq Level Limit Line Margin Read Level Ant Factor Cable Loss Preamp Factor APos TPos Remark MHz dBuV/m dBuV/m dB dBuV dB/m dB dB cm deg 1 10360.00 48.34 68.30 -19.96 47.52 38.10 14.15 51.43 --- --- Peak 2 15540.00 47.72 74.00 -26.28 42.46 40.60 16.85 52.19 --- --- Peak

Mode	11	
	Harmonic	
	U-NII-1_5.15-5.25_802.11be EHT20_CH44_Full RU_5220MHz	
ANT	CDD 7+6	
Pol.	Horizontal	Vertical
Peak Avg	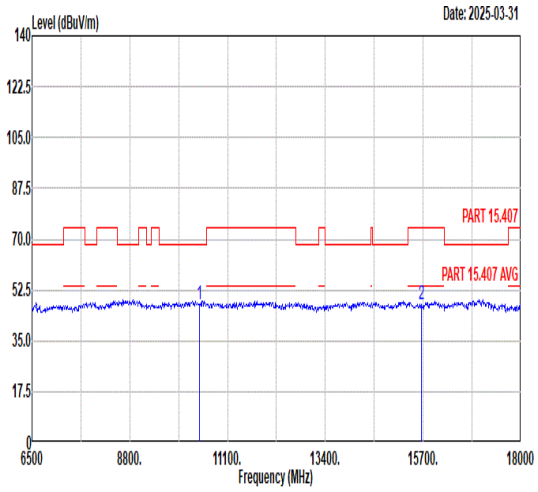 Freq Level Limit Line Margin Read Level Ant Factor Cable Loss Preamp Factor APos TPos Remark MHz dBuV/m dBuV/m dB dBuV dB/m dB dB cm deg 1 10440.00 47.81 68.30 -20.49 46.88 38.14 14.20 51.41 --- --- Peak 2 15660.00 47.35 74.00 -26.65 42.26 40.60 16.94 52.45 --- --- Peak	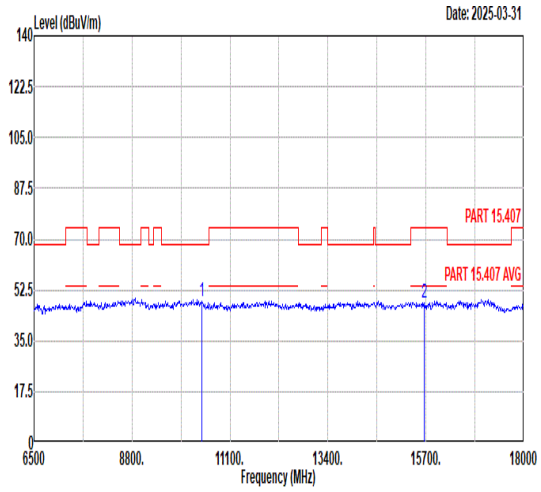 Freq Level Limit Line Margin Read Level Ant Factor Cable Loss Preamp Factor APos TPos Remark MHz dBuV/m dBuV/m dB dBuV dB/m dB dB cm deg 1 10440.00 48.52 68.30 -19.78 47.59 38.14 14.20 51.41 --- --- Peak 2 15660.00 47.89 74.00 -26.11 42.80 40.60 16.94 52.45 --- --- Peak

Mode	12	
	Band Edge - L	
	U-NII-1_5.15-5.25_802.11be EHT20_CH48_Full RU_5240MHz	
ANT	CDD 7+6	
Pol.	Horizontal	Fundamental
Peak	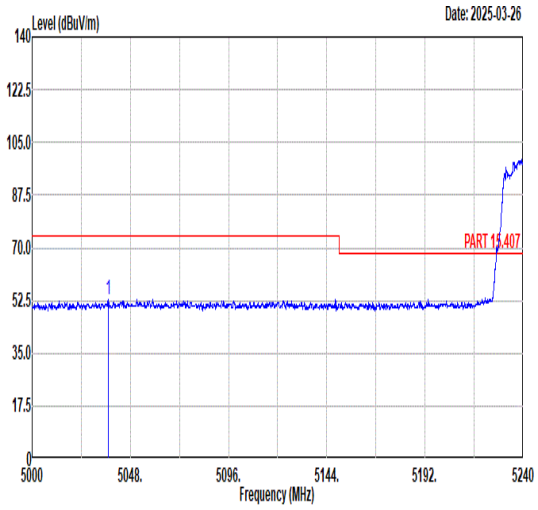 Freq Level Limit Line Margin (dB) Read Level Ant Factor Cable Loss Preamp Factor APos TPos Remark MHz dBuV/m dBuV/m dBuV dB/m dB dB cm deg 1 5037.10 53.04 74.00 -20.96 38.70 35.80 11.15 32.61 100 35 PEAK	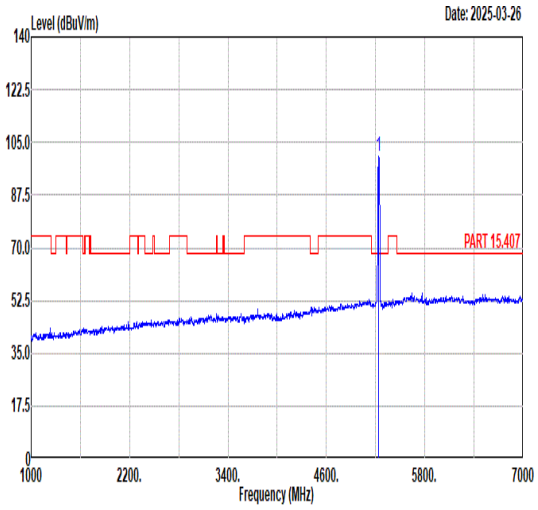 Freq Level Limit Line Margin (dB) Read Level Ant Factor Cable Loss Preamp Factor APos TPos Remark MHz dBuV/m dBuV/m dBuV dB/m dB dB cm deg 1 5240.00 100.27 ------ ------ 86.09 35.80 11.03 32.65 100 35 PEAK
Avg	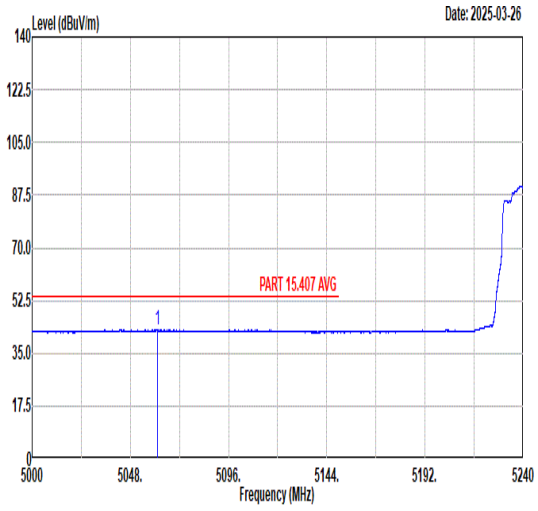 Freq Level Limit Line Margin (dB) Read Level Ant Factor Cable Loss Preamp Factor APos TPos Remark MHz dBuV/m dBuV/m dBuV dB/m dB dB cm deg 1 5061.34 42.97 54.00 -11.03 28.65 35.80 11.13 32.61 100 35 AVERAGE	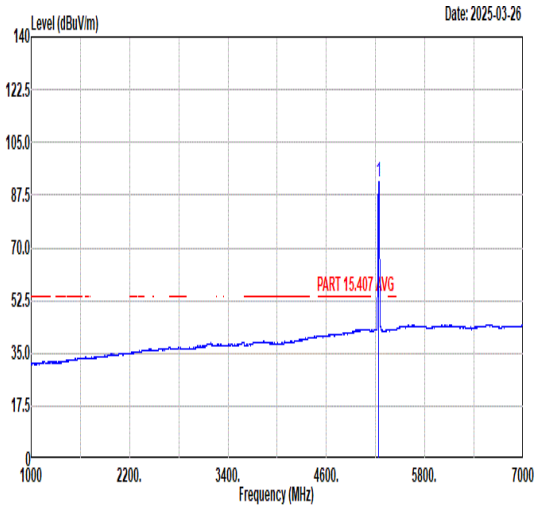 Freq Level Limit Line Margin (dB) Read Level Ant Factor Cable Loss Preamp Factor APos TPos Remark MHz dBuV/m dBuV/m dBuV dB/m dB dB cm deg 1 5240.00 91.86 ------ ------ 77.68 35.80 11.03 32.65 100 35 AVERAGE

Mode	12	
	Band Edge - R	
	U-NII-1_5.15-5.25_802.11be EHT20_CH48_Full RU_5240MHz	
ANT	CDD 7+6	
Pol.	Horizontal	Fundamental
Peak	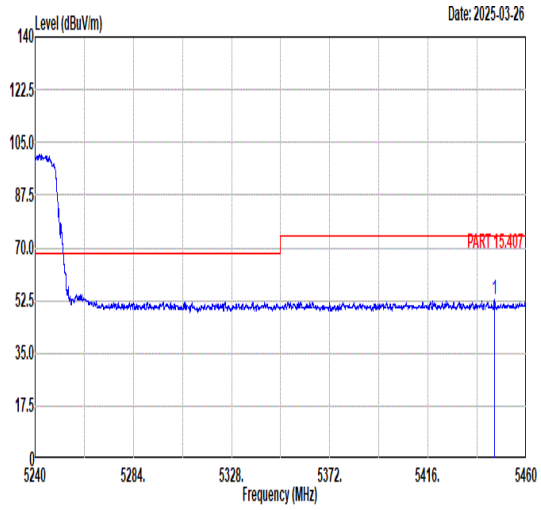 Freq Level Limit Line Margin (dB) Read Level Ant Factor Cable Loss Preamp Factor APos TPos Remark MHz dBuV/m dBuV/m dBuV dB/m dB dB cm deg 1 5445.81 52.68 74.00 -21.32 38.40 35.91 11.06 32.69 100 35 PEAK	Blank
Avg	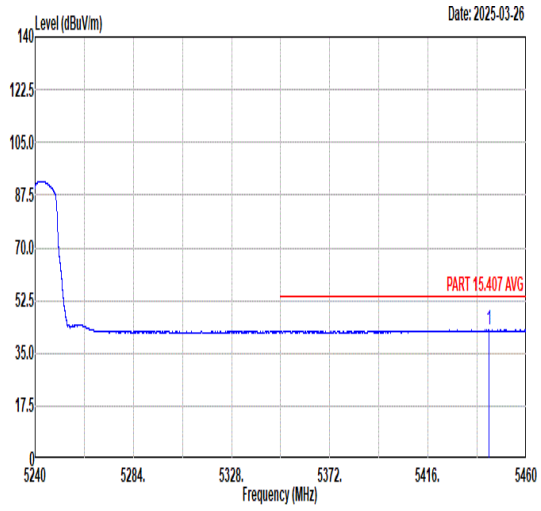 Freq Level Limit Line Margin (dB) Read Level Ant Factor Cable Loss Preamp Factor APos TPos Remark MHz dBuV/m dBuV/m dBuV dB/m dB dB cm deg 1 5443.17 42.67 54.00 -11.33 28.40 35.91 11.05 32.69 100 35 AVERAGE	Blank

Mode	12	
	Band Edge - L	
	U-NII-1_5.15-5.25_802.11be EHT20_CH48_Full RU_5240MHz	
ANT	CDD 7+6	
Pol.	Vertical	Fundamental
Peak	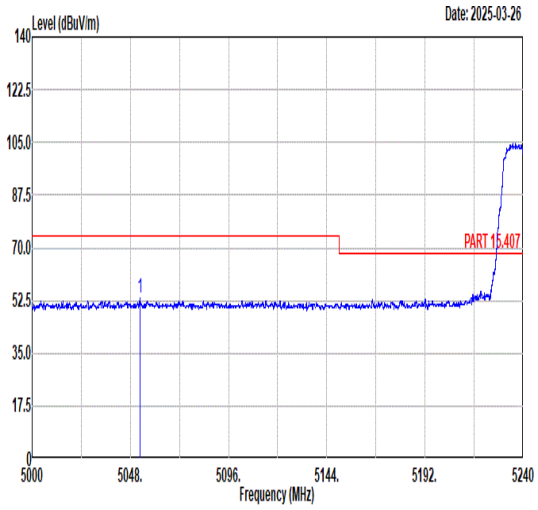 Freq Level Limit Line Margin (dB) Read Level Ant Factor Cable Loss Preamp Factor APos TPos Remark 1 5052.68 53.26 74.00 -20.74 38.93 35.80 11.14 32.61 259 155 PEAK	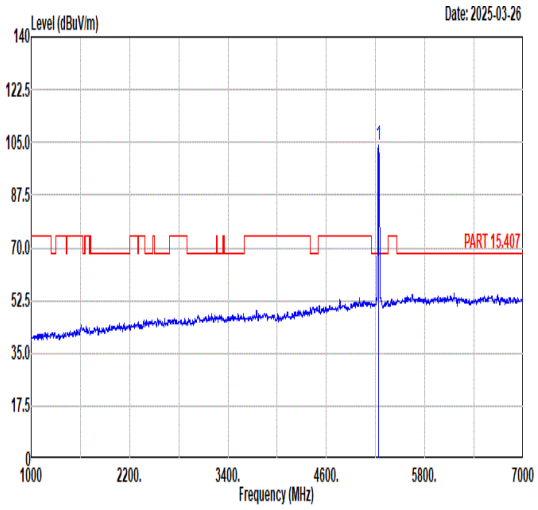 Freq Level Limit Line Margin (dB) Read Level Ant Factor Cable Loss Preamp Factor APos TPos Remark 1 5240.00 104.12 ------ ------ 89.94 35.80 11.03 32.65 259 155 PEAK
Avg	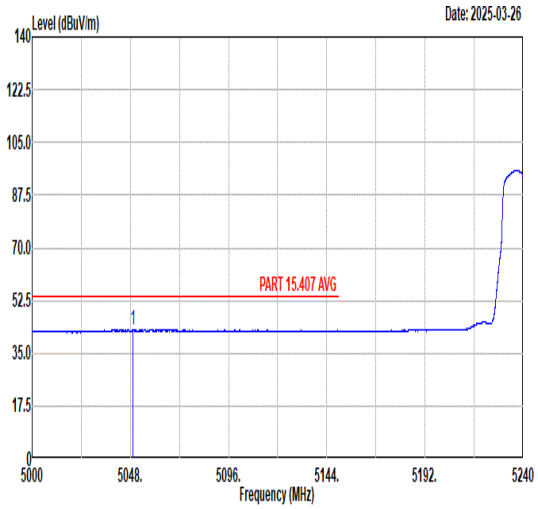 Freq Level Limit Line Margin (dB) Read Level Ant Factor Cable Loss Preamp Factor APos TPos Remark 1 5049.34 42.88 54.00 -11.12 28.55 35.80 11.14 32.61 259 155 AVERAGE	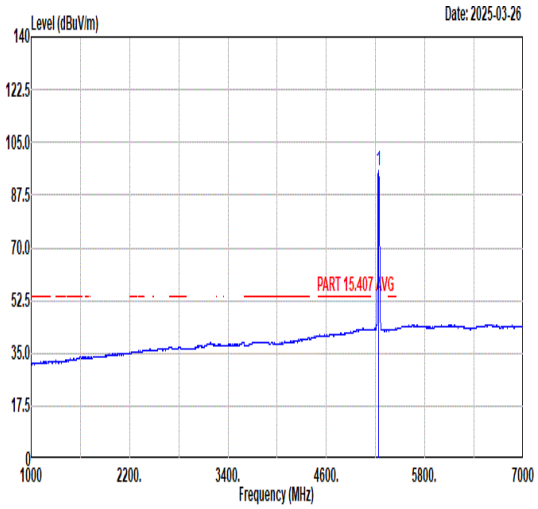 Freq Level Limit Line Margin (dB) Read Level Ant Factor Cable Loss Preamp Factor APos TPos Remark 1 5240.00 95.47 ------ ------ 81.29 35.80 11.03 32.65 259 155 AVERAGE

Mode	12	
	Band Edge - R	
	U-NII-1_5.15-5.25_802.11be EHT20_CH48_Full RU_5240MHz	
ANT	CDD 7+6	
Pol.	Vertical	Fundamental
Peak	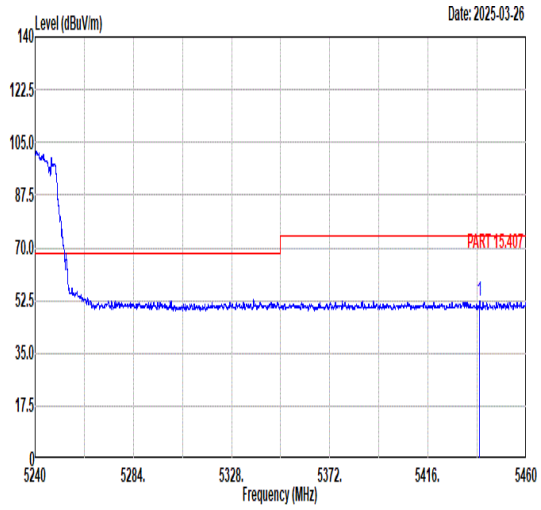 Freq Level Limit Line Margin (dB) Read Level Ant Factor Cable Loss Preamp Factor APos TPos Remark MHz dBuV/m dBuV/m dBuV dB/m dB dB cm deg 1 5439.08 52.49 74.00 -21.51 38.23 35.92 11.03 32.69 259 155 PEAK	Blank
Avg	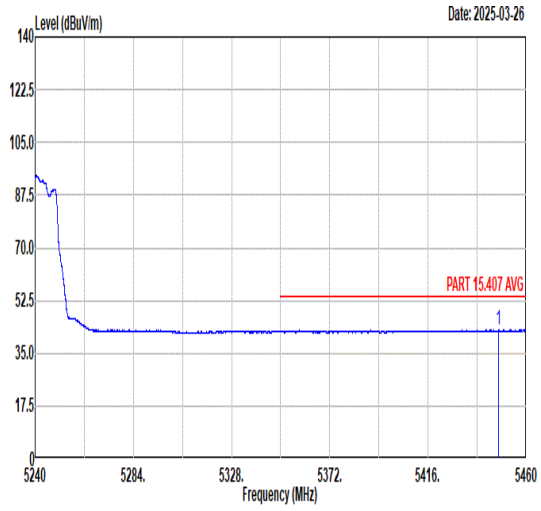 Freq Level Limit Line Margin (dB) Read Level Ant Factor Cable Loss Preamp Factor APos TPos Remark MHz dBuV/m dBuV/m dBuV dB/m dB dB cm deg 1 5447.59 42.88 54.00 -11.12 28.60 35.90 11.07 32.69 259 155 AVERAGE	Blank

Mode	12	
	Harmonic	
	U-NII-1_5.15-5.25_802.11be EHT20_CH48_Full RU_5240MHz	
ANT	CDD 7+6	
Pol.	Horizontal	Vertical
Peak Avg	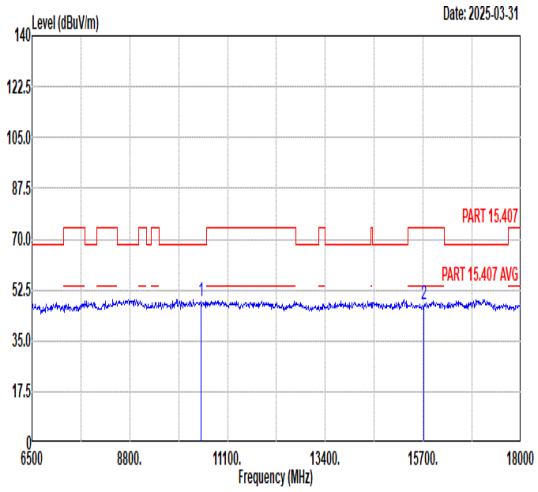 Freq Level Limit Line Margin Read Level Ant Factor Cable Loss Preamp Factor APos TPos Remark MHz dBuV/m dBuV/m dB dBuV dB/m dB dB cm deg 1 10480.00 48.43 68.30 -19.87 47.42 38.18 14.23 51.40 --- --- Peak 2 15720.00 47.61 74.00 -26.39 42.58 40.62 16.99 52.58 --- --- Peak	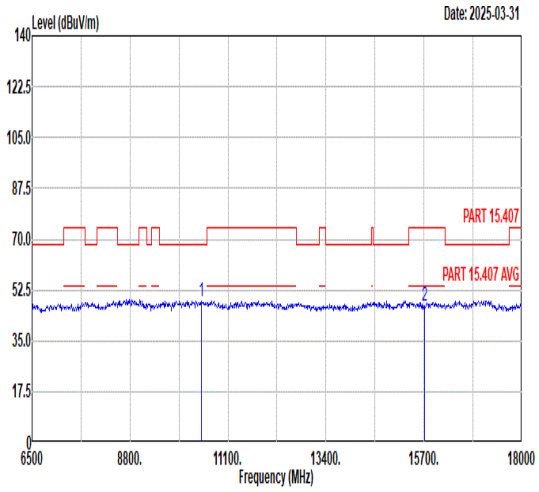 Freq Level Limit Line Margin Read Level Ant Factor Cable Loss Preamp Factor APos TPos Remark MHz dBuV/m dBuV/m dB dBuV dB/m dB dB cm deg 1 10480.00 48.78 68.30 -19.52 47.77 38.18 14.23 51.40 --- --- Peak 2 15720.00 46.92 74.00 -27.08 41.89 40.62 16.99 52.58 --- --- Peak

Mode	13	
	Band Edge - L	
	U-NII-1_5.15-5.25_802.11be EHT40_CH38_Full RU_5190MHz	
ANT	CDD 7+6	
Pol.	Horizontal	Fundamental
Peak	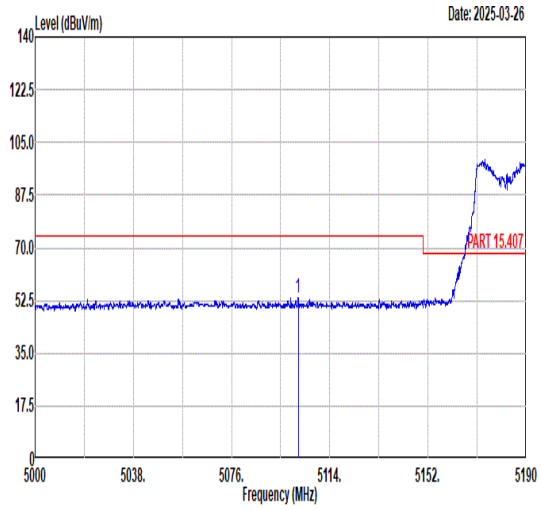 Freq Level Limit Line Margin (dB) Read Level Ant Factor Cable Loss Preamp Factor APos TPos Remark 1 5101.76 53.34 74.00 -20.66 39.05 35.80 11.11 32.62 100 42 PEAK	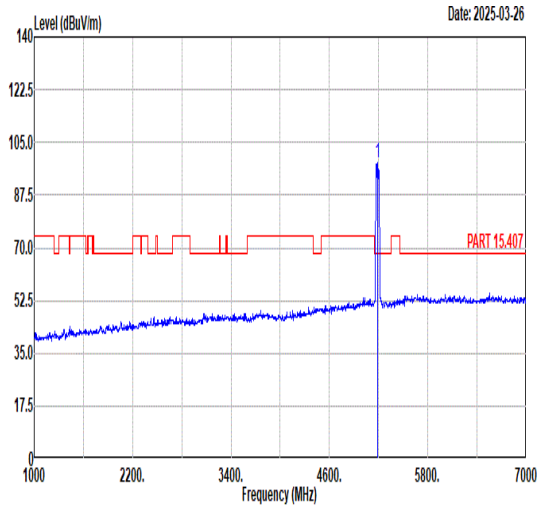 Freq Level Limit Line Margin (dB) Read Level Ant Factor Cable Loss Preamp Factor APos TPos Remark 1 5190.00 98.00 ------ ------ 83.80 35.77 11.07 32.64 100 42 PEAK
Avg	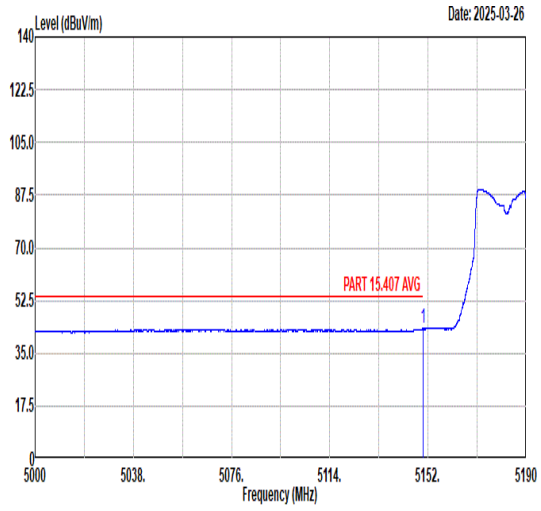 Freq Level Limit Line Margin (dB) Read Level Ant Factor Cable Loss Preamp Factor APos TPos Remark 1 5149.97 43.07 54.00 -10.93 28.92 35.70 11.08 32.63 100 42 AVERAGE	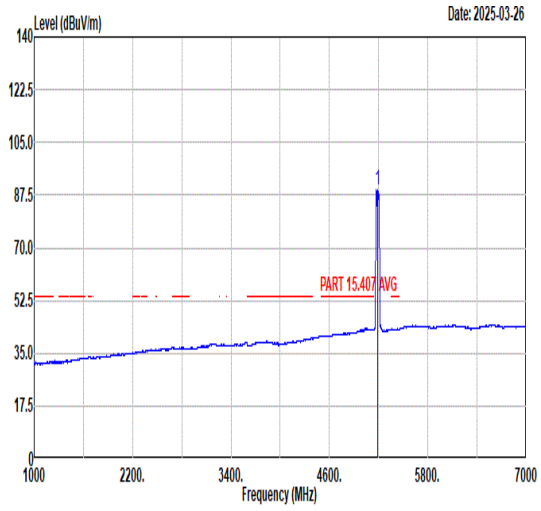 Freq Level Limit Line Margin (dB) Read Level Ant Factor Cable Loss Preamp Factor APos TPos Remark 1 5190.00 89.17 ------ ------ 74.97 35.78 11.06 32.64 100 42 AVERAGE

Mode	13	
	Band Edge - R	
	U-NII-1_5.15-5.25_802.11be EHT40_CH38_Full RU_5190MHz	
ANT	CDD 7+6	
Pol.	Horizontal	Fundamental
Peak	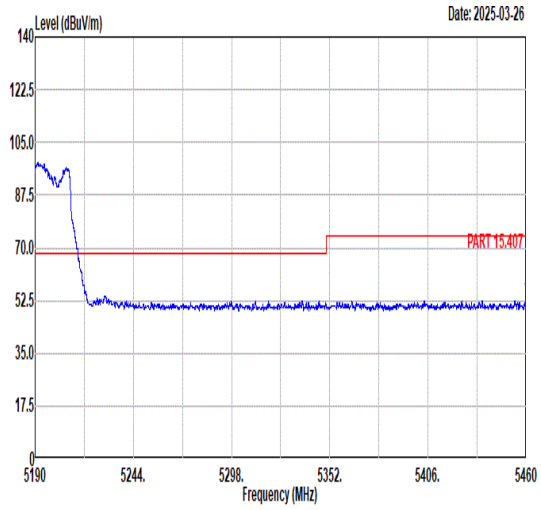 Freq Level Limit Line Margin (dB) Read Level Ant Factor Cable Loss Preamp Factor APos TPos Remark MHz dBuV/m dBuV/m dBuV dB/m dB dB cm deg 1 5459.89 52.69 74.00 -21.31 38.32 35.94 11.12 32.69 100 42 PEAK	Blank
Avg	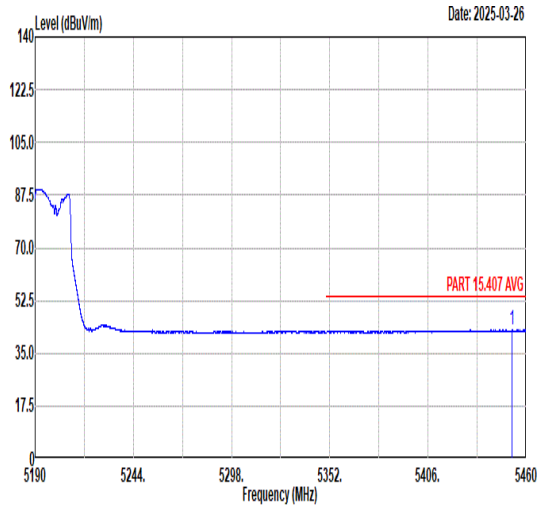 Freq Level Limit Line Margin (dB) Read Level Ant Factor Cable Loss Preamp Factor APos TPos Remark MHz dBuV/m dBuV/m dBuV dB/m dB dB cm deg 1 5452.31 42.77 54.00 -11.23 28.46 35.91 11.09 32.69 100 42 AVERAGE	Blank

Mode	13	
	Band Edge - L	
	U-NII-1_5.15-5.25_802.11be EHT40_CH38_Full RU_5190MHz	
ANT	CDD 7+6	
Pol.	Vertical	Fundamental
Peak	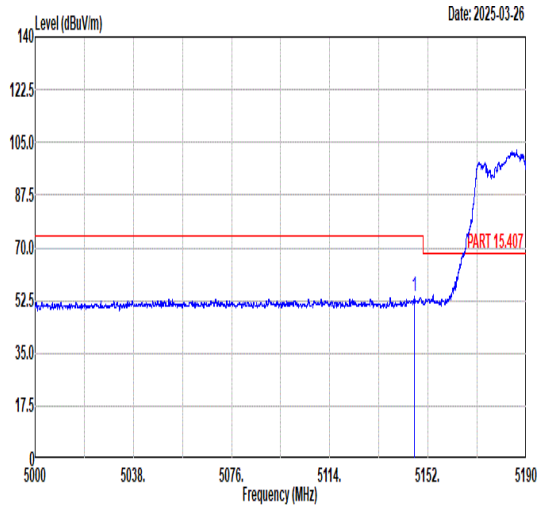 Freq Level Limit Line Margin (dB) Read Level Ant Factor Cable Loss Preamp Factor APos TPos Remark 1 5146.79 53.66 74.00 -20.34 39.49 35.71 11.09 32.63 235 155 PEAK	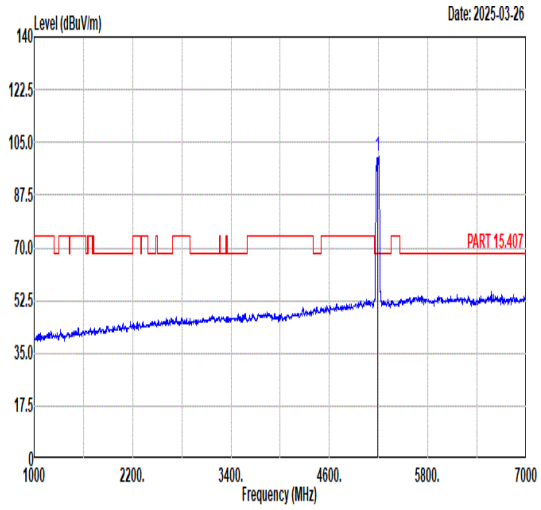 Freq Level Limit Line Margin (dB) Read Level Ant Factor Cable Loss Preamp Factor APos TPos Remark 1 5190.00 100.17 ------ ------ 85.96 35.80 11.05 32.64 235 155 PEAK
Avg	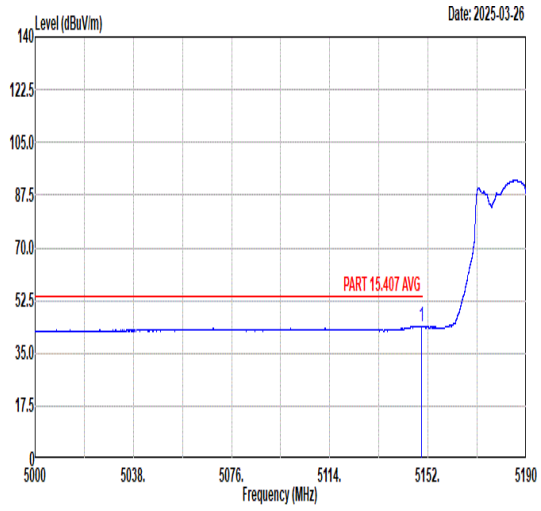 Freq Level Limit Line Margin (dB) Read Level Ant Factor Cable Loss Preamp Factor APos TPos Remark 1 5149.63 44.02 54.00 -9.98 29.86 35.70 11.09 32.63 235 155 AVERAGE	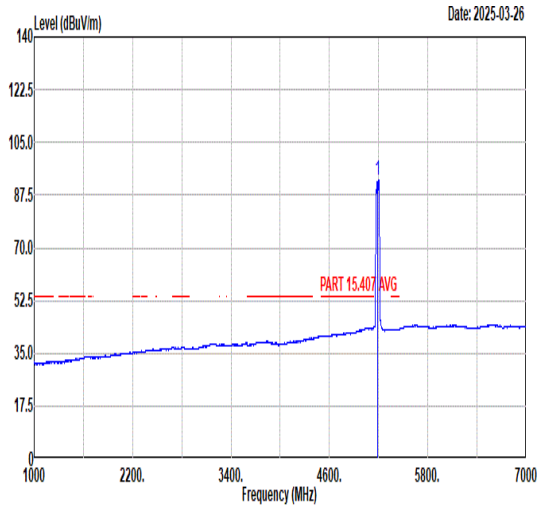 Freq Level Limit Line Margin (dB) Read Level Ant Factor Cable Loss Preamp Factor APos TPos Remark 1 5190.00 92.49 ------ ------ 78.28 35.80 11.05 32.64 235 155 AVERAGE

Mode	13	
	Band Edge - R	
	U-NII-1_5.15-5.25_802.11be EHT40_CH38_Full RU_5190MHz	
ANT	CDD 7+6	
Pol.	Vertical	Fundamental
Peak	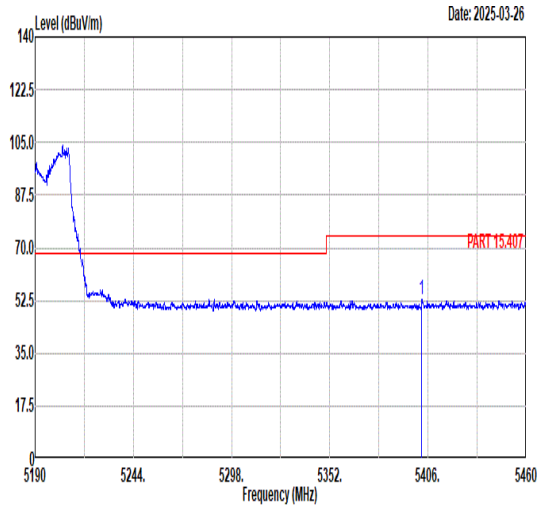 Limit Margin Read Ant Cable Preamp APos TPos Freq Level Line (dB) Level Factor Loss Factor Remark MHz dBuV/m dBuV/m dBuV dB/m dB dB cm deg 1 5402.63 52.62 74.00 -21.38 38.41 35.99 10.90 32.68 235 155 PEAK	Blank
Avg	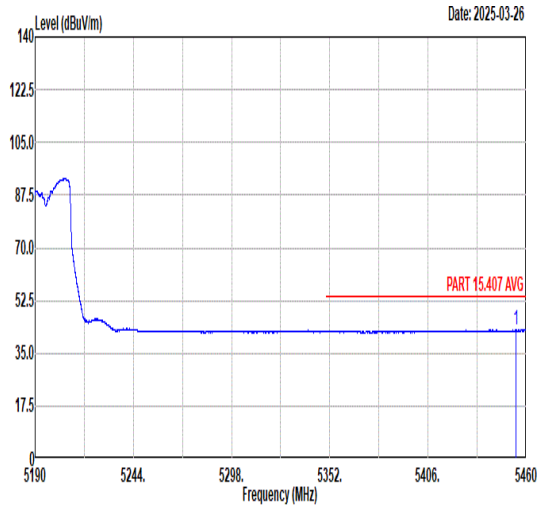 Limit Margin Read Ant Cable Preamp APos TPos Freq Level Line (dB) Level Factor Loss Factor Remark MHz dBuV/m dBuV/m dBuV dB/m dB dB cm deg 1 5454.47 42.76 54.00 -11.24 28.43 35.92 11.10 32.69 235 155 AVERAGE	Blank

Mode	14	
	Band Edge - L	
	U-NII-1_5.15-5.25_802.11be EHT40_CH46_Full RU_5230MHz	
ANT	CDD 7+6	
Pol.	Horizontal	Fundamental
Peak	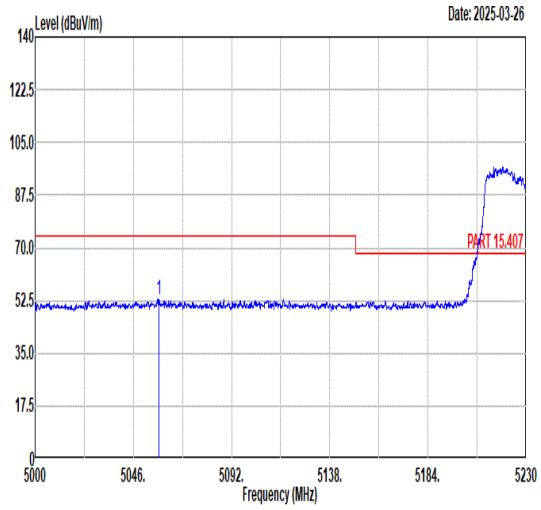 Freq Level Limit Line Margin (dB) Read Level Ant Factor Cable Loss Preamp Factor APos TPos Remark 1 5058.10 52.74 74.00 -21.26 38.41 35.80 11.14 32.61 99 98 PEAK	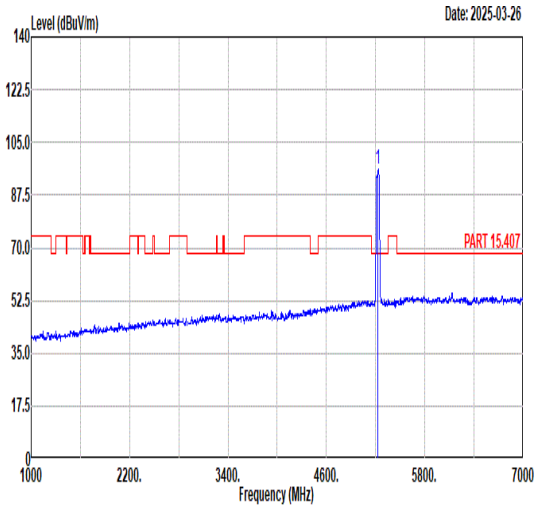 Freq Level Limit Line Margin (dB) Read Level Ant Factor Cable Loss Preamp Factor APos TPos Remark 1 5230.00 96.23 ------ ------ 82.05 35.80 11.03 32.65 99 98 PEAK
Avg	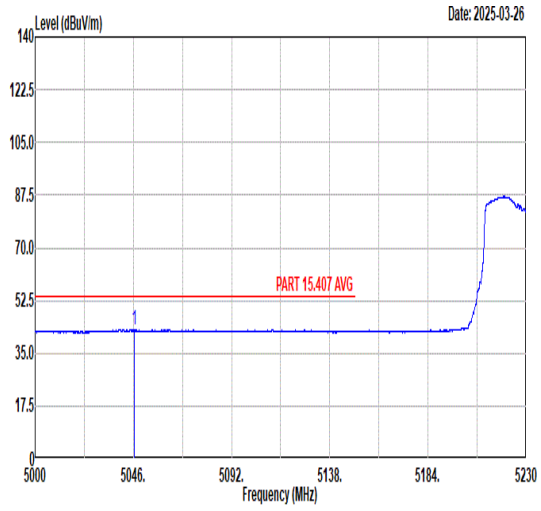 Freq Level Limit Line Margin (dB) Read Level Ant Factor Cable Loss Preamp Factor APos TPos Remark 1 5046.60 42.76 54.00 -11.24 28.43 35.80 11.14 32.61 99 98 AVERAGE	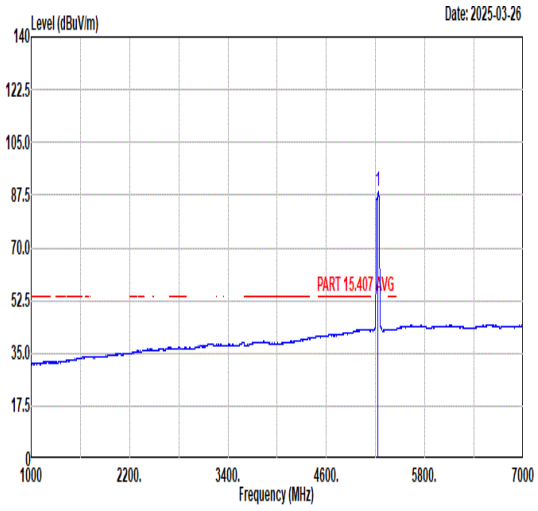 Freq Level Limit Line Margin (dB) Read Level Ant Factor Cable Loss Preamp Factor APos TPos Remark 1 5230.00 88.58 ------ ------ 74.40 35.80 11.03 32.65 99 98 AVERAGE

Mode	14	
	Band Edge - R	
	U-NII-1_5.15-5.25_802.11be EHT40_CH46_Full RU_5230MHz	
ANT	CDD 7+6	
Pol.	Horizontal	Fundamental
Peak	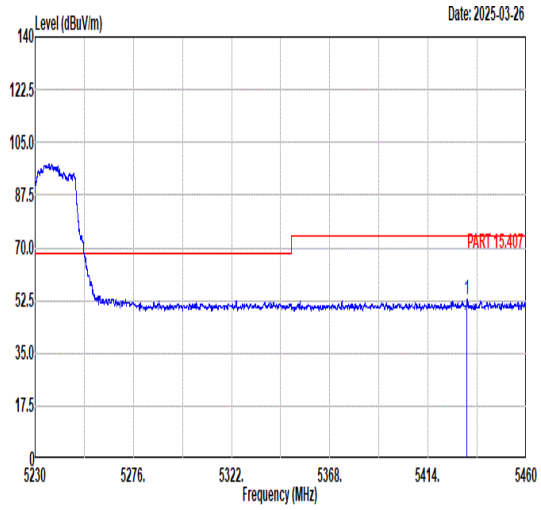 Freq Level Limit Line Margin (dB) Read Level Ant Factor Cable Loss Preamp Factor APos TPos Remark MHz dBuV/m dBuV/m dBuV dB/m dB dB cm deg 1 5432.31 53.06 74.00 -20.94 38.80 35.94 11.01 32.69 99 98 PEAK	Blank
Avg	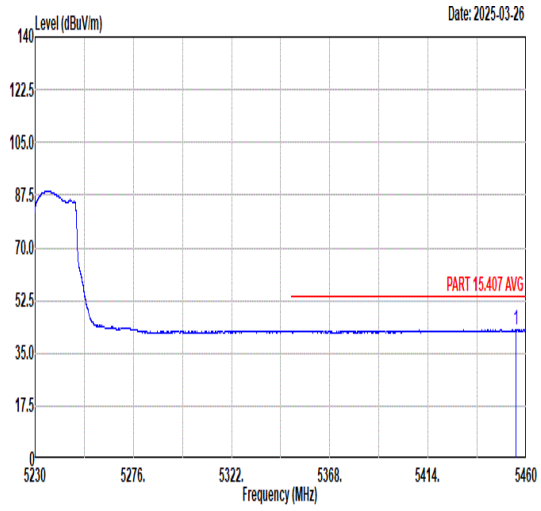 Freq Level Limit Line Margin (dB) Read Level Ant Factor Cable Loss Preamp Factor APos TPos Remark MHz dBuV/m dBuV/m dBuV dB/m dB dB cm deg 1 5455.06 42.85 54.00 -11.15 28.52 35.92 11.10 32.69 99 98 AVERAGE	Blank

Mode	14	
	Band Edge - L	
	U-NII-1_5.15-5.25_802.11be EHT40_CH46_Full RU_5230MHz	
ANT	CDD 7+6	
Pol.	Vertical	Fundamental
Peak	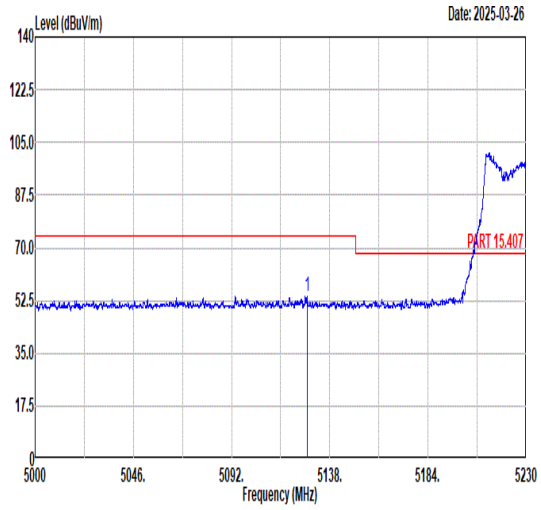 Freq Level Limit Line Margin (dB) Read Level Ant Factor Cable Loss Preamp Factor APos TPos Remark MHz dBuV/m dBuV/m dBuV dB/m dB dB cm deg 1 5127.31 53.93 74.00 -20.07 39.71 35.75 11.10 32.63 235 63 PEAK	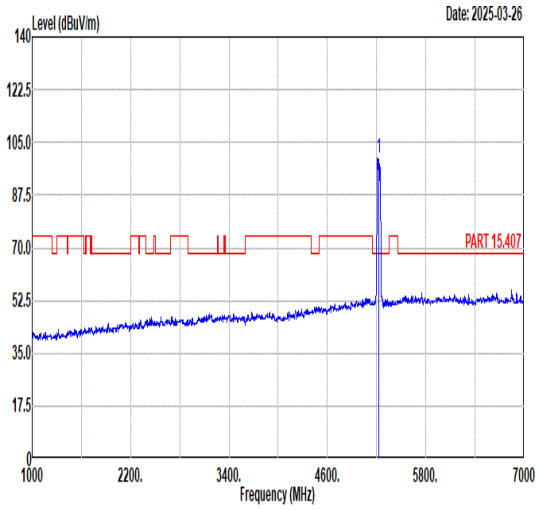 Freq Level Limit Line Margin (dB) Read Level Ant Factor Cable Loss Preamp Factor APos TPos Remark MHz dBuV/m dBuV/m dBuV dB/m dB dB cm deg 1 5230.00 99.86 ------ ------ 85.65 35.80 11.05 32.64 235 63 PEAK
Avg	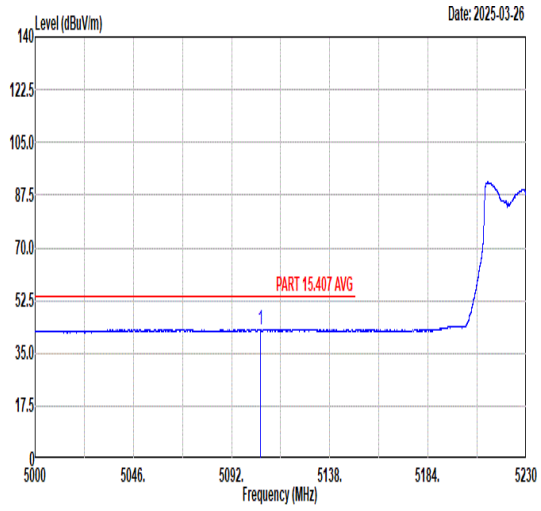 Freq Level Limit Line Margin (dB) Read Level Ant Factor Cable Loss Preamp Factor APos TPos Remark MHz dBuV/m dBuV/m dBuV dB/m dB dB cm deg 1 5105.48 42.85 54.00 -11.15 28.57 35.79 11.11 32.62 235 63 AVERAGE	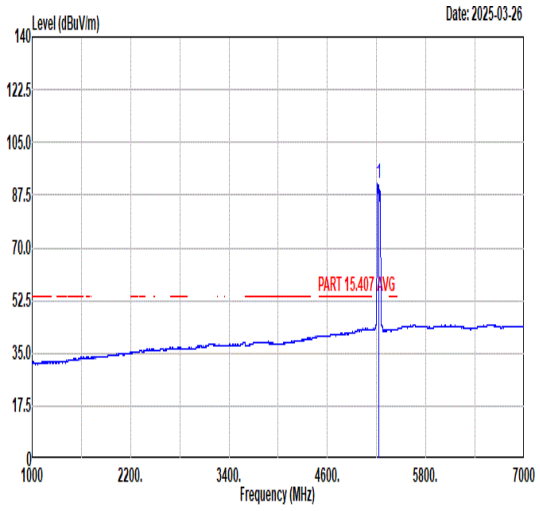 Freq Level Limit Line Margin (dB) Read Level Ant Factor Cable Loss Preamp Factor APos TPos Remark MHz dBuV/m dBuV/m dBuV dB/m dB dB cm deg 1 5230.00 91.57 ------ ------ 77.36 35.80 11.05 32.64 235 63 AVERAGE

Mode	14	
	Band Edge - R	
	U-NII-1_5.15-5.25_802.11be EHT40_CH46_Full RU_5230MHz	
ANT	CDD 7+6	
Pol.	Vertical	Fundamental
Peak	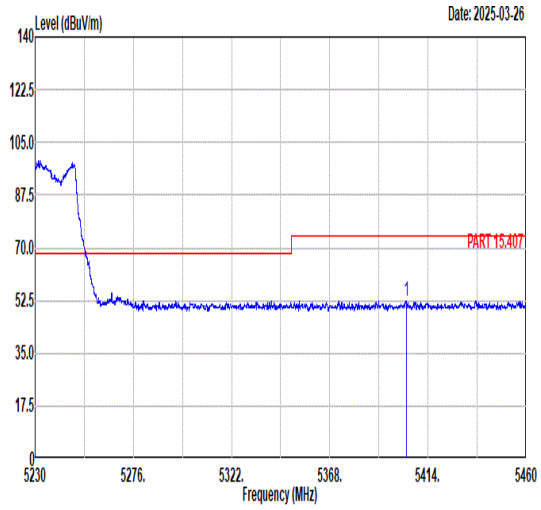 Freq Level Limit Line Margin (dB) Read Level Ant Factor Cable Loss Preamp Factor APos TPos Remark MHz dBuV/m dBuV/m dBuV dB/m dB dB cm deg 1 5403.77 52.55 74.00 -21.45 38.34 35.99 10.90 32.68 235 63 PEAK	Blank
Avg	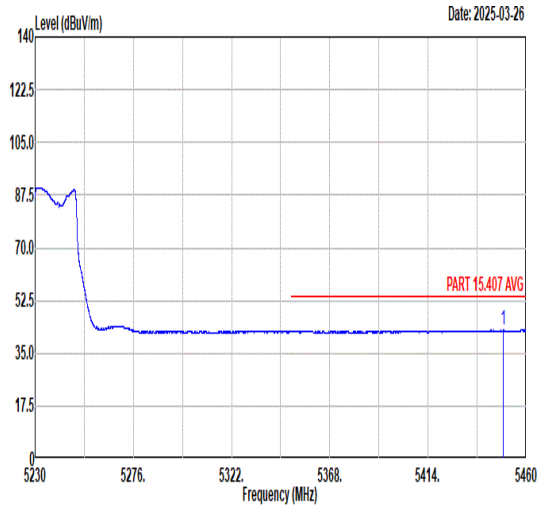 Freq Level Limit Line Margin (dB) Read Level Ant Factor Cable Loss Preamp Factor APos TPos Remark MHz dBuV/m dBuV/m dBuV dB/m dB dB cm deg 1 5449.31 42.82 54.00 -11.18 28.53 35.90 11.08 32.69 235 63 AVERAGE	Blank

Mode	15	
	Band Edge - L	
	U-NII-1_5.15-5.25_802.11be EHT80_CH42_Full RU_5210MHz	
ANT	CDD 7+6	
Pol.	Horizontal	Fundamental
Peak	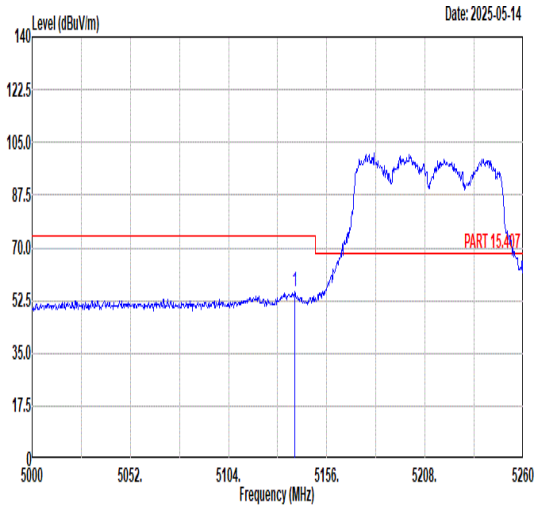 Freq Level Limit Line Margin Read Level Ant Factor Cable Loss Preamp Factor APos TPos Remark MHz dBuV/m dBuV/m dB dBuV dB/m dB dB cm deg 1 5139.10 55.32 74.00 -18.68 41.14 35.72 11.09 32.63 353 264 Peak	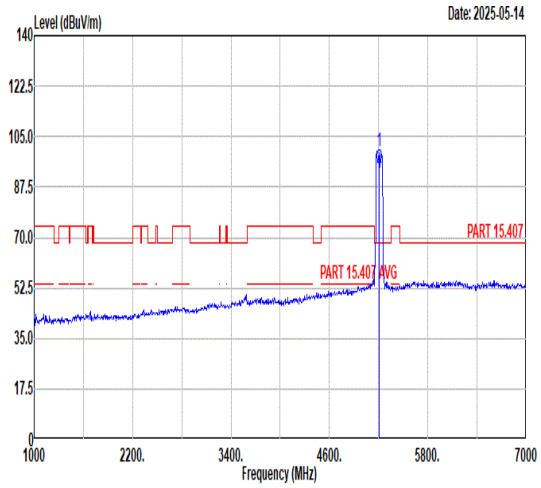 Freq Level Limit Line Margin Read Level Ant Factor Cable Loss Preamp Factor APos TPos Remark MHz dBuV/m dBuV/m dB dBuV dB/m dB dB cm deg 1 5210.00 99.61 ------ ------ 85.40 35.80 11.05 32.64 353 264 Peak 2 5210.00 94.06 ------ ------ 79.85 35.80 11.05 32.64 353 264 Average
Avg	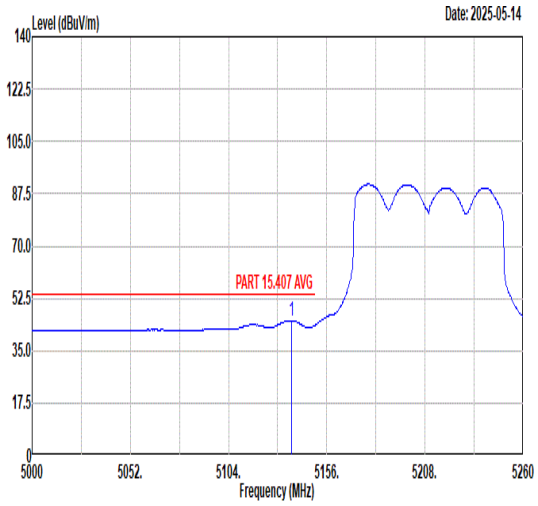 Freq Level Limit Line Margin Read Level Ant Factor Cable Loss Preamp Factor APos TPos Remark MHz dBuV/m dBuV/m dB dBuV dB/m dB dB cm deg 1 5137.54 45.09 54.00 -8.91 30.91 35.72 11.09 32.63 353 264 Average	Blank

Mode	15	
	Band Edge - R	
	U-NII-1_5.15-5.25_802.11be EHT80_CH42_Full RU_5210MHz	
ANT	CDD 7+6	
Pol.	Horizontal	Fundamental
Peak	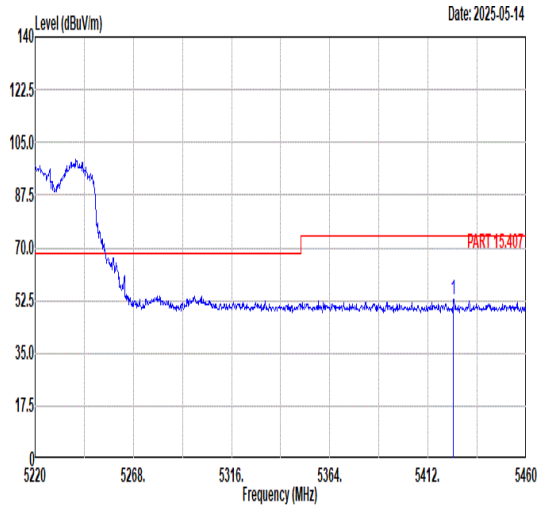 Freq Level Limit Line Margin Read Level Ant Factor Cable Loss Preamp Factor APos TPos Remark MHz dBuV/m dBuV/m dB dBuV dB/m dB dB cm deg 1 5424.48 52.97 74.00 -21.03 38.73 35.95 10.97 32.68 353 264 Peak	Blank
Avg	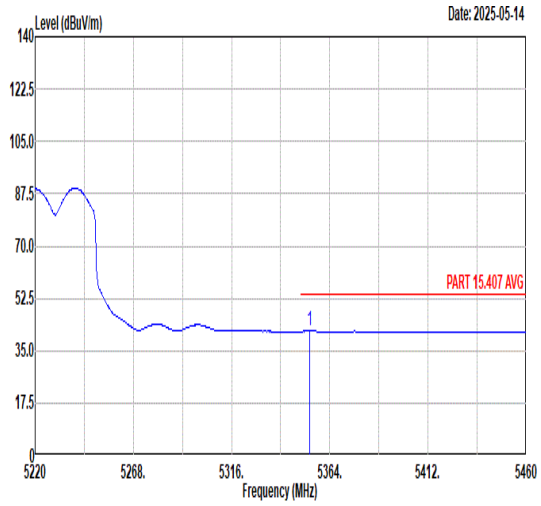 Freq Level Limit Line Margin Read Level Ant Factor Cable Loss Preamp Factor APos TPos Remark MHz dBuV/m dBuV/m dB dBuV dB/m dB dB cm deg 1 5354.16 41.56 54.00 -12.44 27.20 36.09 10.94 32.67 353 264 Average	Blank

Mode	15	
	Band Edge - L	
	U-NII-1_5.15-5.25_802.11be EHT80_CH42_Full RU_5210MHz	
ANT	CDD 7+6	
Pol.	Vertical	Fundamental
Peak	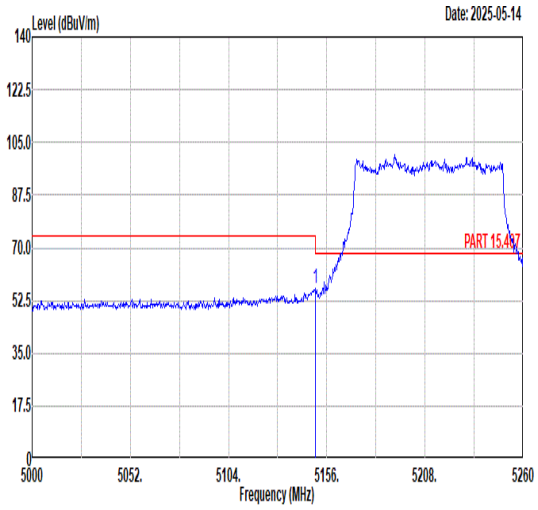 Freq Level Limit Line Margin Read Level Ant Factor Cable Loss Preamp Factor APos TPos Remark MHz dBuV/m dBuV/m dB dBuV dB/m dB dB cm deg 1 5149.99 56.64 74.00 -17.36 42.49 35.70 11.08 32.63 104 269 Peak	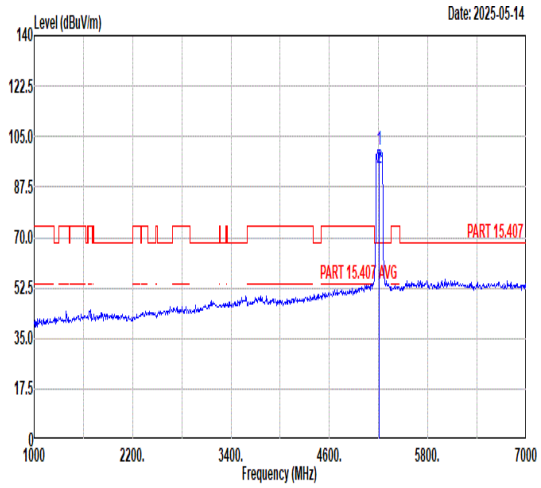 Freq Level Limit Line Margin Read Level Ant Factor Cable Loss Preamp Factor APos TPos Remark MHz dBuV/m dBuV/m dB dBuV dB/m dB dB cm deg 1 5210.00 100.32 ------ ------ 86.11 35.80 11.05 32.64 104 269 Peak 2 5210.00 94.30 ------ ------ 80.09 35.80 11.05 32.64 104 269 Average
Avg	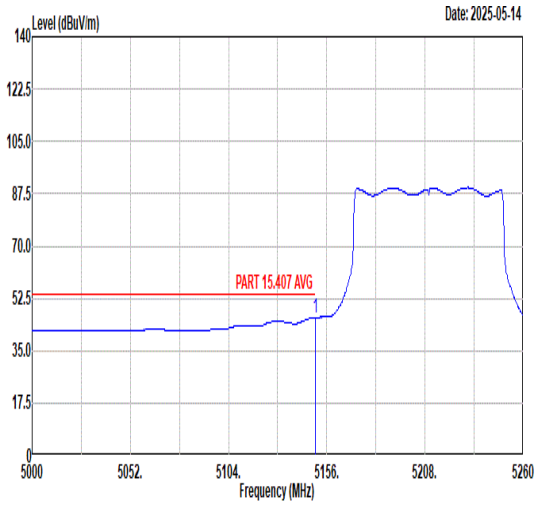 Freq Level Limit Line Margin Read Level Ant Factor Cable Loss Preamp Factor APos TPos Remark MHz dBuV/m dBuV/m dB dBuV dB/m dB dB cm deg 1 5149.99 46.08 54.00 -7.92 31.93 35.70 11.08 32.63 104 269 Average	Blank

Mode	15	
	Band Edge - R	
	U-NII-1_5.15-5.25_802.11be EHT80_CH42_Full RU_5210MHz	
ANT	CDD 7+6	
Pol.	Vertical	Fundamental
Peak	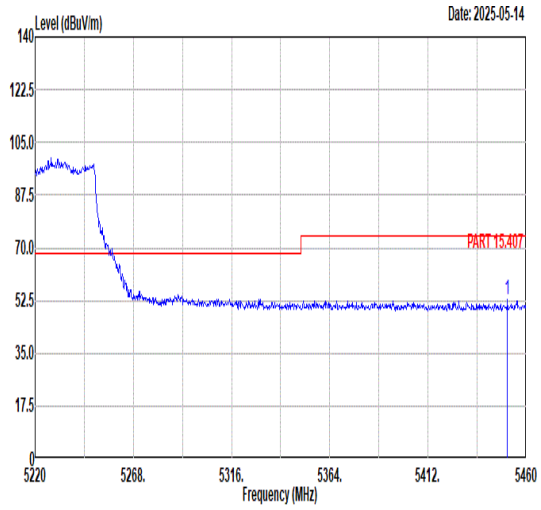 Freq Level Limit Line Margin Read Level Ant Factor Cable Loss Preamp Factor APos TPos Remark MHz dBuV/m dBuV/m dB dBuV dB/m dB dB cm deg 1 5450.88 52.59 74.00 -21.41 38.30 35.90 11.08 32.69 104 269 Peak	Blank
Avg	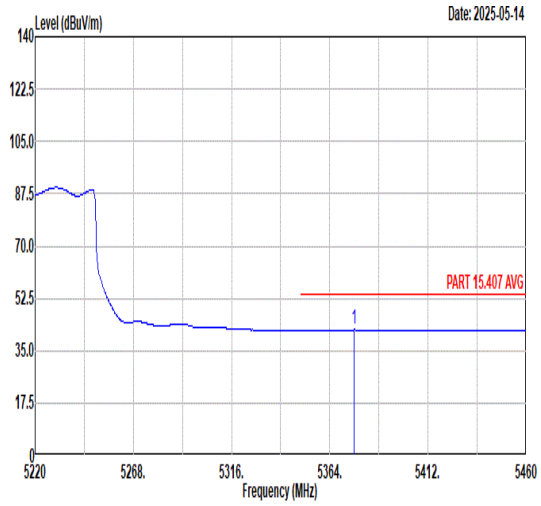 Freq Level Limit Line Margin Read Level Ant Factor Cable Loss Preamp Factor APos TPos Remark MHz dBuV/m dBuV/m dB dBuV dB/m dB dB cm deg 1 5375.76 42.05 54.00 -11.95 27.76 36.05 10.92 32.68 104 269 Average	Blank

Mode	16	
	Band Edge	
	U-NII-1_5.15-5.25_802.11be EHT20_CH36_Single RU_106/53_5180MHz	
ANT	CDD 7+6	
Pol.	Horizontal	Fundamental
Peak	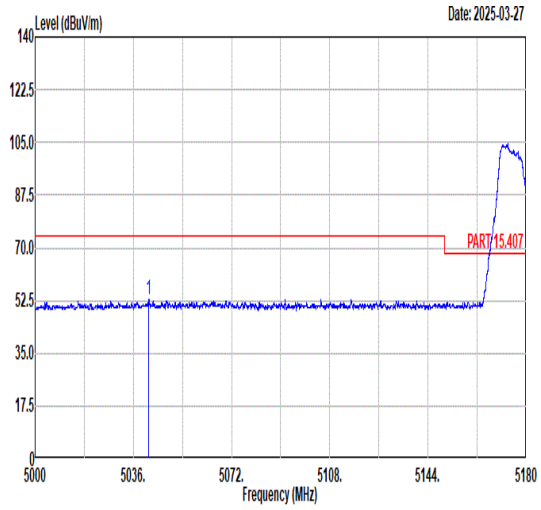 Freq Level Limit Line Margin (dB) Read Level Ant Factor Cable Loss Preamp Factor APos TPos Remark MHz dBuV/m dBuV/m dBuV dB/m dB dB cm deg 1 5041.67 53.05 74.00 -20.95 38.71 35.80 11.15 32.61 400 39 PEAK	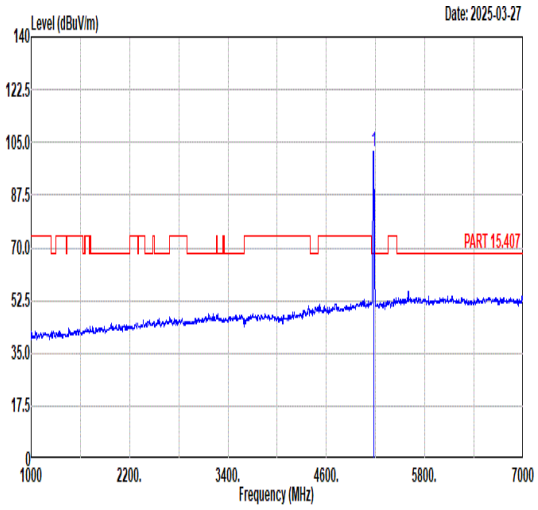 Freq Level Limit Line Margin (dB) Read Level Ant Factor Cable Loss Preamp Factor APos TPos Remark MHz dBuV/m dBuV/m dBuV dB/m dB dB cm deg 1 5180.00 101.88 ------ ------ 87.69 35.75 11.07 32.63 400 39 PEAK
Avg	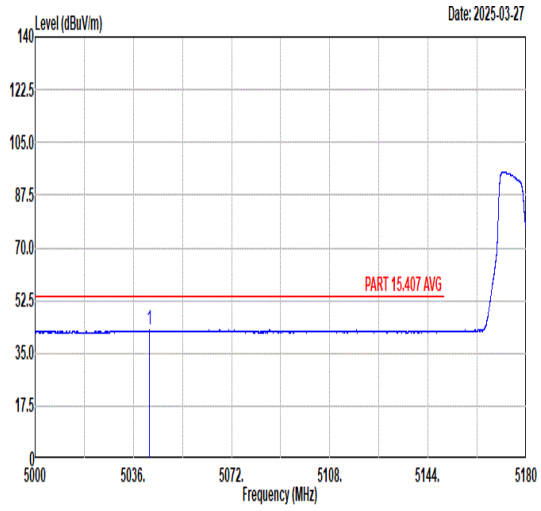 Freq Level Limit Line Margin (dB) Read Level Ant Factor Cable Loss Preamp Factor APos TPos Remark MHz dBuV/m dBuV/m dBuV dB/m dB dB cm deg 1 5041.85 42.66 54.00 -11.34 28.32 35.80 11.15 32.61 400 39 AVERAGE	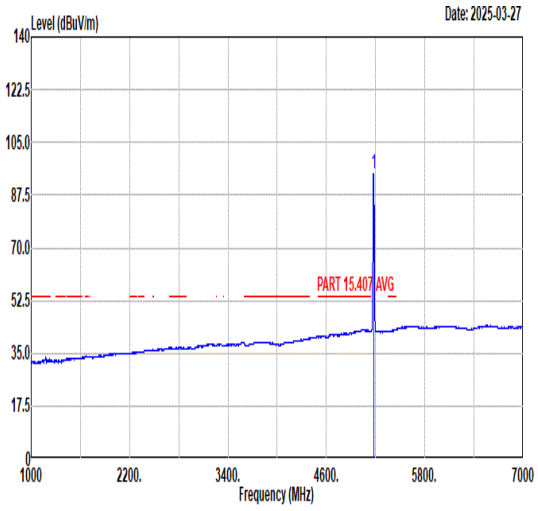 Freq Level Limit Line Margin (dB) Read Level Ant Factor Cable Loss Preamp Factor APos TPos Remark MHz dBuV/m dBuV/m dBuV dB/m dB dB cm deg 1 5180.00 94.68 ------ ------ 80.49 35.74 11.08 32.63 400 39 AVERAGE

Mode	16	
	Band Edge	
	U-NII-1_5.15-5.25_802.11be EHT20_CH36_Single RU_106/53_5180MHz	
ANT	CDD 7+6	
Pol.	Vertical	Fundamental
Peak	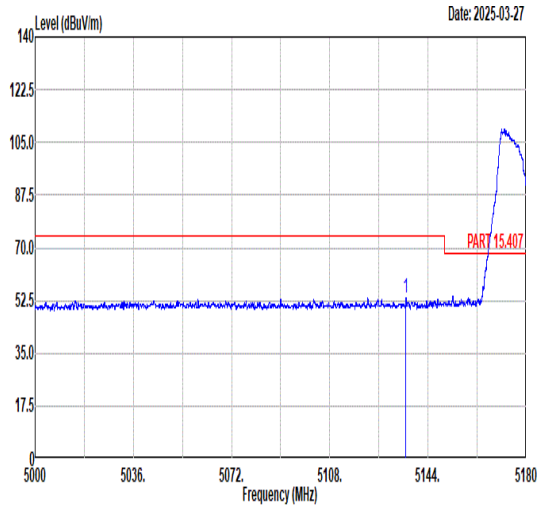 Freq Level Limit Line Margin (dB) Read Level Ant Factor Cable Loss Preamp Factor APos TPos Remark MHz dBuV/m dBuV/m dBuV dB/m dB dB cm deg 1 5135.81 53.57 74.00 -20.43 39.38 35.73 11.09 32.63 363 69 PEAK	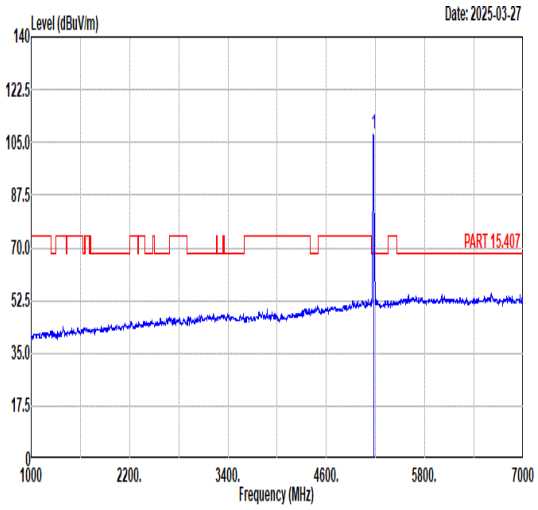 Freq Level Limit Line Margin (dB) Read Level Ant Factor Cable Loss Preamp Factor APos TPos Remark MHz dBuV/m dBuV/m dBuV dB/m dB dB cm deg 1 5180.00 107.90 ------ ------ 93.71 35.74 11.08 32.63 363 69 PEAK
Avg	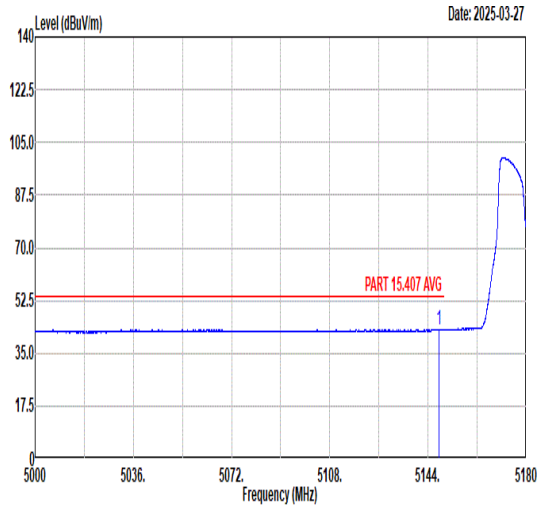 Freq Level Limit Line Margin (dB) Read Level Ant Factor Cable Loss Preamp Factor APos TPos Remark MHz dBuV/m dBuV/m dBuV dB/m dB dB cm deg 1 5147.89 42.91 54.00 -11.09 28.75 35.70 11.09 32.63 363 69 AVERAGE	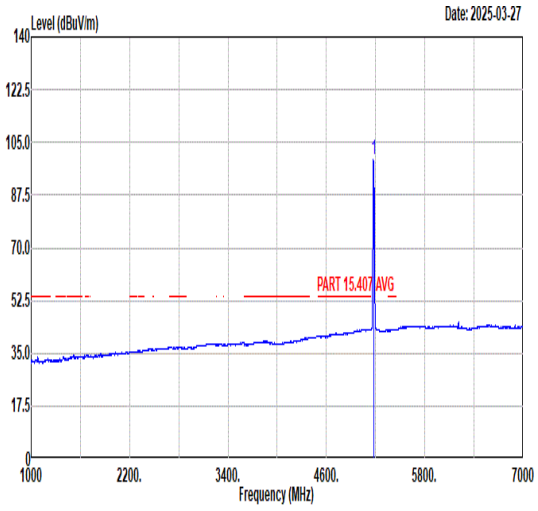 Freq Level Limit Line Margin (dB) Read Level Ant Factor Cable Loss Preamp Factor APos TPos Remark MHz dBuV/m dBuV/m dBuV dB/m dB dB cm deg 1 5180.00 99.28 ------ ------ 85.09 35.74 11.08 32.63 363 69 AVERAGE

Mode	17	
	Band Edge - L	
	U-NII-1_5.15-5.25_802.11be EHT20_CH48_Single RU_106/54_5240MHz	
ANT	CDD 7+6	
Pol.	Horizontal	Fundamental
Peak	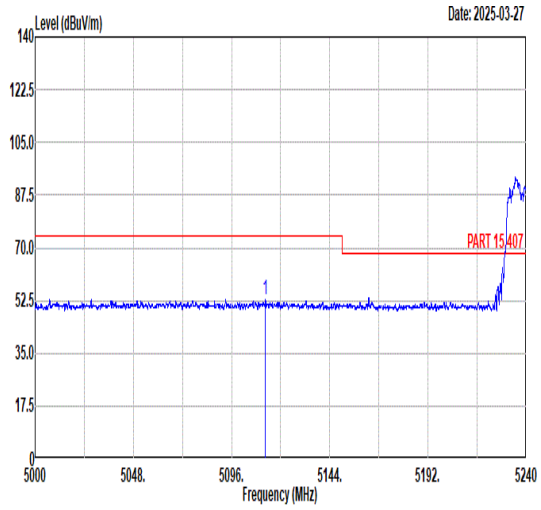 Freq Level Limit Line Margin (dB) Read Level Ant Factor Cable Loss Preamp Factor APos TPos Remark 1 5112.46 52.88 74.00 -21.12 38.61 35.78 11.11 32.62 100 40 PEAK	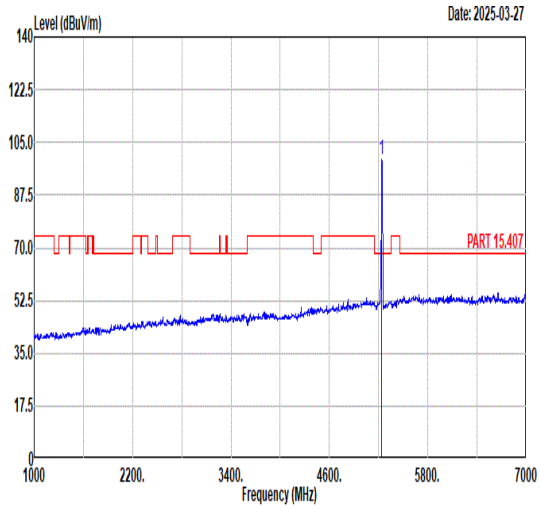 Freq Level Limit Line Margin (dB) Read Level Ant Factor Cable Loss Preamp Factor APos TPos Remark 1 5240.00 99.35 ------ ------ 85.17 35.80 11.03 32.65 100 40 PEAK
Avg	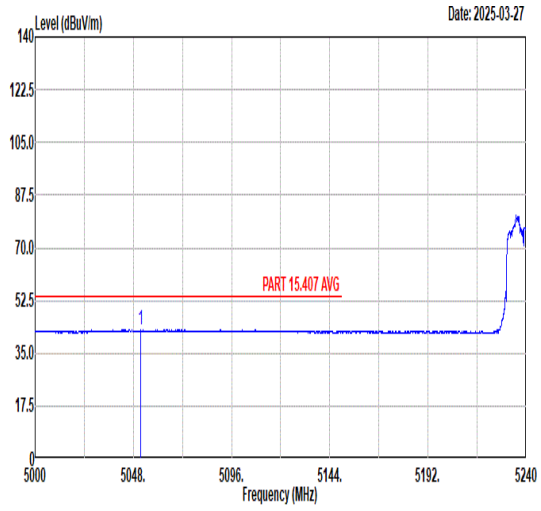 Freq Level Limit Line Margin (dB) Read Level Ant Factor Cable Loss Preamp Factor APos TPos Remark 1 5051.50 42.74 54.00 -11.26 28.41 35.80 11.14 32.61 100 40 AVERAGE	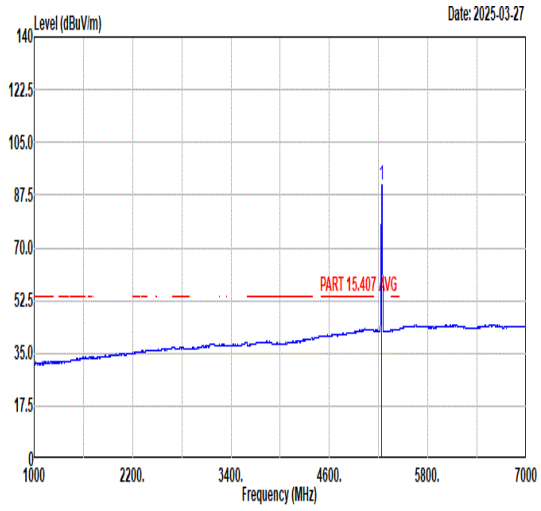 Freq Level Limit Line Margin (dB) Read Level Ant Factor Cable Loss Preamp Factor APos TPos Remark 1 5240.00 90.88 ------ ------ 76.70 35.80 11.03 32.65 100 40 AVERAGE

Mode	17	
	Band Edge - R	
	U-NII-1_5.15-5.25_802.11be EHT20_CH48_Single RU_106/54_5240MHz	
ANT	CDD 7+6	
Pol.	Horizontal	Fundamental
Peak	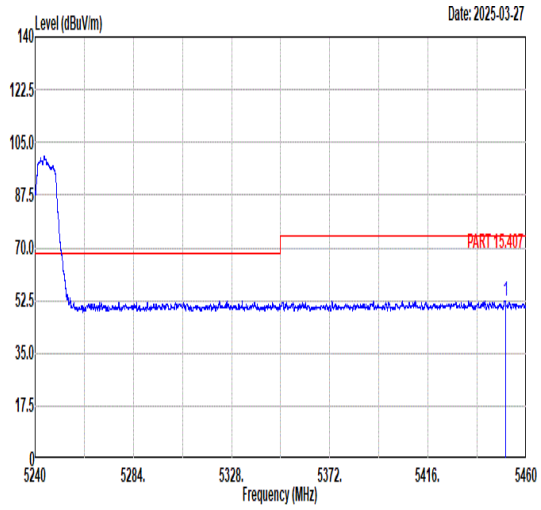 Freq Level Limit Line Margin (dB) Read Level Ant Factor Cable Loss Preamp Factor APos TPos Remark MHz dBuV/m dBuV/m dBuV dB/m dB dB cm deg 1 5450.65 52.53 74.00 -21.47 38.24 35.90 11.08 32.69 100 40 PEAK	Blank
Avg	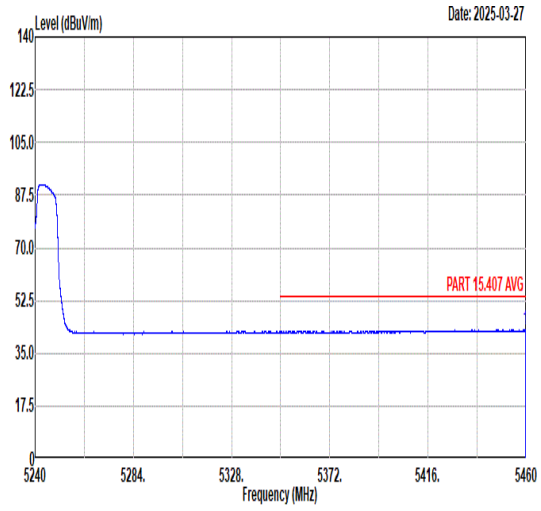 Freq Level Limit Line Margin (dB) Read Level Ant Factor Cable Loss Preamp Factor APos TPos Remark MHz dBuV/m dBuV/m dBuV dB/m dB dB cm deg 1 5459.67 42.80 54.00 -11.20 28.43 35.94 11.12 32.69 100 40 AVERAGE	Blank

Mode	17	
	Band Edge - L	
	U-NII-1_5.15-5.25_802.11be EHT20_CH48_Single RU_106/54_5240MHz	
ANT	CDD 7+6	
Pol.	Vertical	Fundamental
Peak	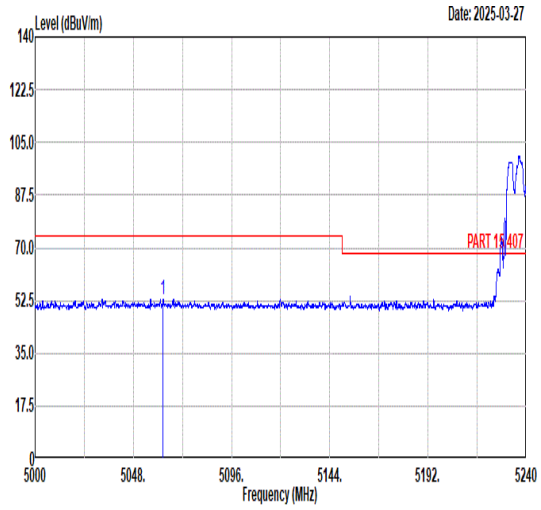 Freq Level Limit Line Margin (dB) Read Level Ant Factor Cable Loss Preamp Factor APos TPos Remark MHz dBuV/m dBuV/m dBuV dB/m dB dB cm deg 1 5062.52 53.01 74.00 -20.99 38.69 35.80 11.13 32.61 284 64 PEAK	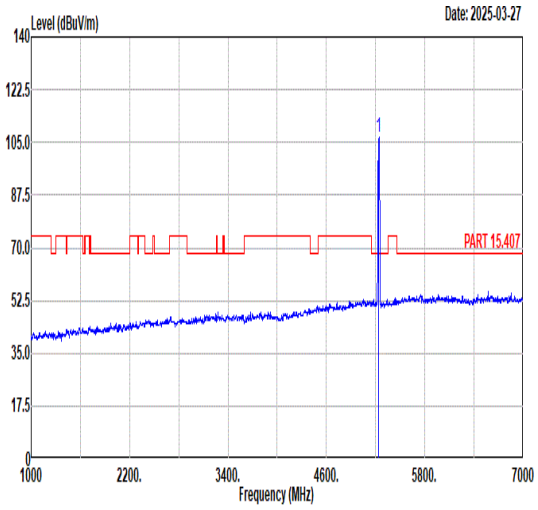 Freq Level Limit Line Margin (dB) Read Level Ant Factor Cable Loss Preamp Factor APos TPos Remark MHz dBuV/m dBuV/m dBuV dB/m dB dB cm deg 1 5240.00 106.49 ------ ------ 92.32 35.80 11.02 32.65 284 64 PEAK
Avg	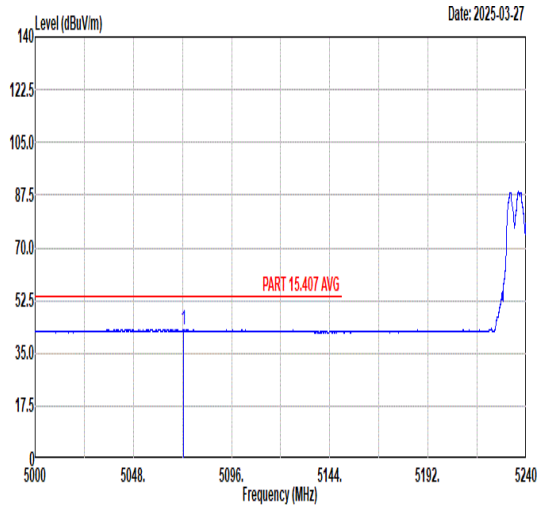 Freq Level Limit Line Margin (dB) Read Level Ant Factor Cable Loss Preamp Factor APos TPos Remark MHz dBuV/m dBuV/m dBuV dB/m dB dB cm deg 1 5072.60 42.81 54.00 -11.19 28.49 35.80 11.13 32.61 284 64 AVERAGE	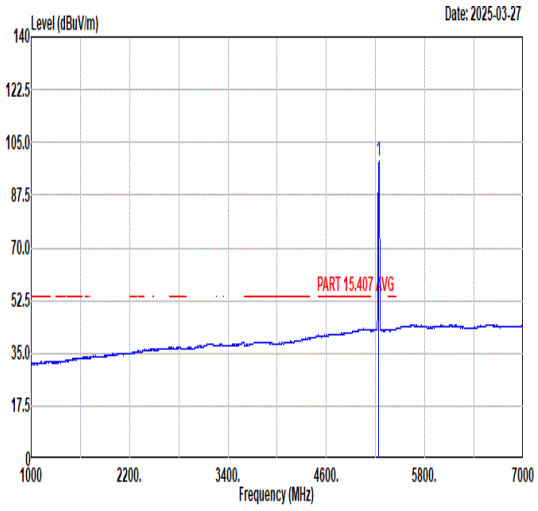 Freq Level Limit Line Margin (dB) Read Level Ant Factor Cable Loss Preamp Factor APos TPos Remark MHz dBuV/m dBuV/m dBuV dB/m dB dB cm deg 1 5240.00 98.98 ------ ------ 84.81 35.80 11.02 32.65 284 64 AVERAGE

Mode	17	
	Band Edge - R	
	U-NII-1_5.15-5.25_802.11be EHT20_CH48_Single RU_106/54_5240MHz	
ANT	CDD 7+6	
Pol.	Vertical	Fundamental
Peak	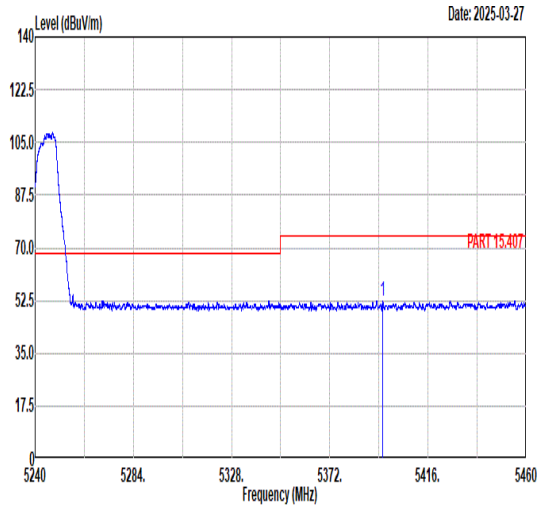 Freq Level Limit Line Margin (dB) Read Level Ant Factor Cable Loss Preamp Factor APos TPos Remark MHz dBuV/m dBuV/m dBuV dB/m dB dB cm deg 1 5395.67 52.56 74.00 -21.44 38.32 36.01 10.91 32.68 284 64 PEAK	Blank
Avg	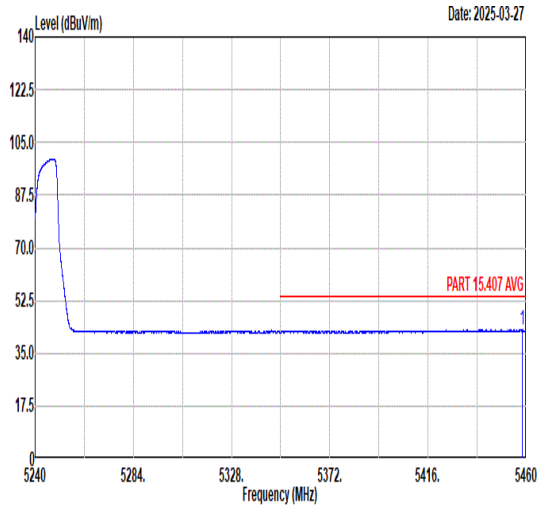 Freq Level Limit Line Margin (dB) Read Level Ant Factor Cable Loss Preamp Factor APos TPos Remark MHz dBuV/m dBuV/m dBuV dB/m dB dB cm deg 1 5458.22 42.78 54.00 -11.22 28.43 35.93 11.11 32.69 284 64 AVERAGE	Blank

Mode	18	
	Band Edge	
	U-NII-1_5.15-5.25_802.11be EHT20_CH36_Small RU_52+26_5180MHz	
ANT	CDD 7+6	
Pol.	Horizontal	Fundamental
Peak	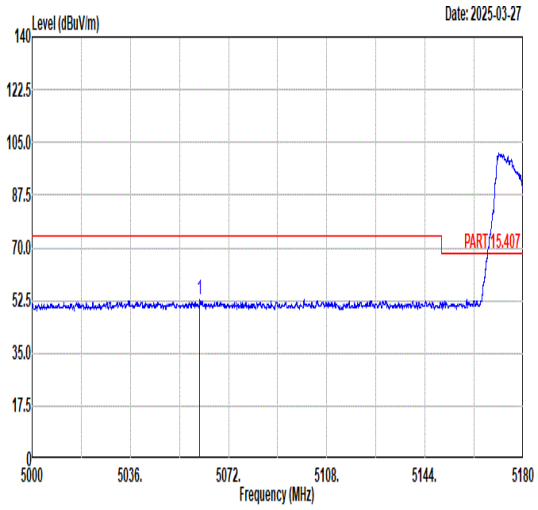 Freq Level Limit Line Margin (dB) Read Level Ant Factor Cable Loss Preamp Factor APos TPos Remark 1 5061.47 52.66 74.00 -21.34 38.34 35.80 11.13 32.61 400 44 PEAK	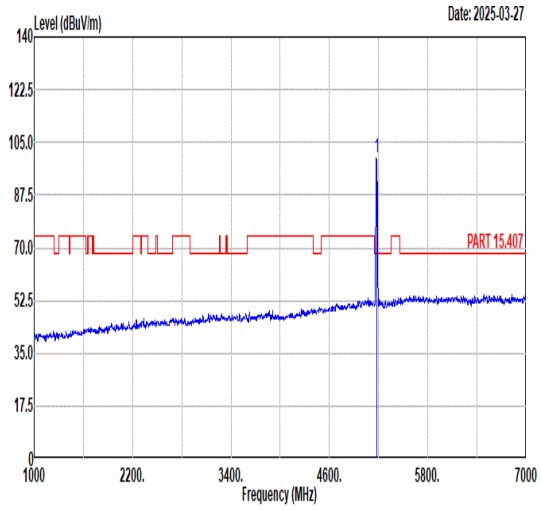 Freq Level Limit Line Margin (dB) Read Level Ant Factor Cable Loss Preamp Factor APos TPos Remark 1 5180.00 99.76 ------ ------ 85.57 35.74 11.08 32.63 400 44 PEAK
Avg	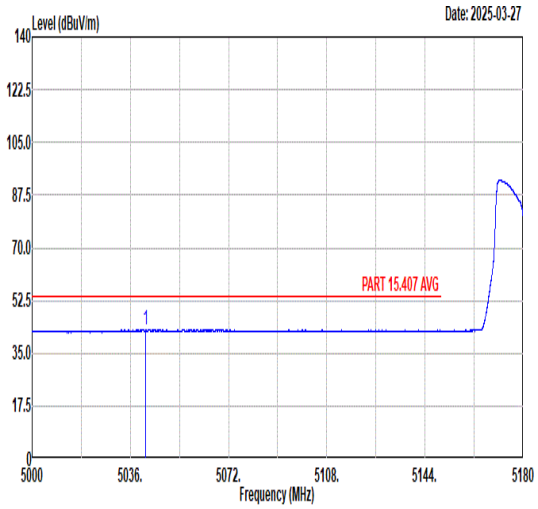 Freq Level Limit Line Margin (dB) Read Level Ant Factor Cable Loss Preamp Factor APos TPos Remark 1 5041.67 42.85 54.00 -11.15 28.51 35.80 11.15 32.61 400 44 AVERAGE	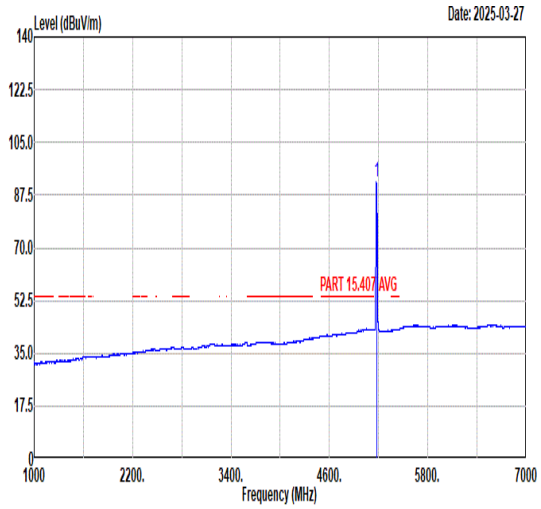 Freq Level Limit Line Margin (dB) Read Level Ant Factor Cable Loss Preamp Factor APos TPos Remark 1 5180.00 92.07 ------ ------ 77.88 35.74 11.08 32.63 400 44 AVERAGE

Mode	18	
	Band Edge	
	U-NII-1_5.15-5.25_802.11be EHT20_CH36_Small RU_52+26_5180MHz	
ANT	CDD 7+6	
Pol.	Vertical	Fundamental
Peak	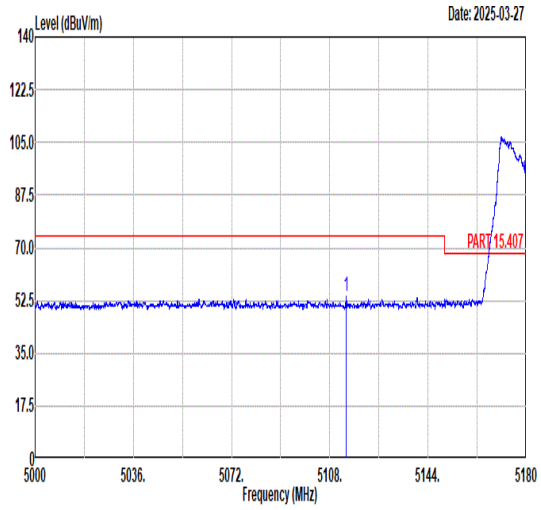 Freq Level Limit Line Margin (dB) Read Level Ant Factor Cable Loss Preamp Factor APos TPos Remark MHz dBuV/m dBuV/m dBuV dB/m dB dB cm deg 1 5114.05 53.67 74.00 -20.33 39.41 35.77 11.11 32.62 277 64 PEAK	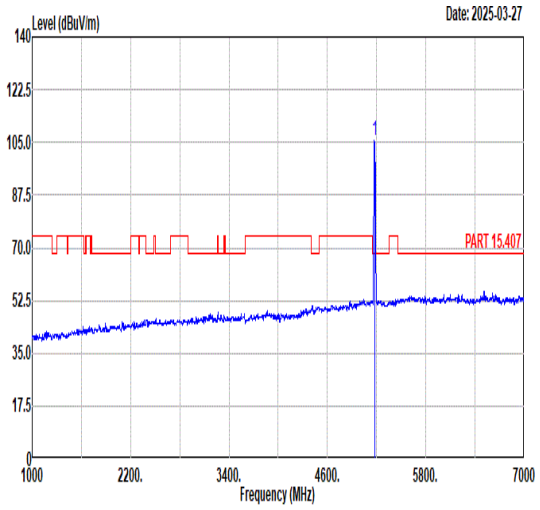 Freq Level Limit Line Margin (dB) Read Level Ant Factor Cable Loss Preamp Factor APos TPos Remark MHz dBuV/m dBuV/m dBuV dB/m dB dB cm deg 1 5180.00 105.68 ------ ------ 91.49 35.74 11.08 32.63 277 64 PEAK
Avg	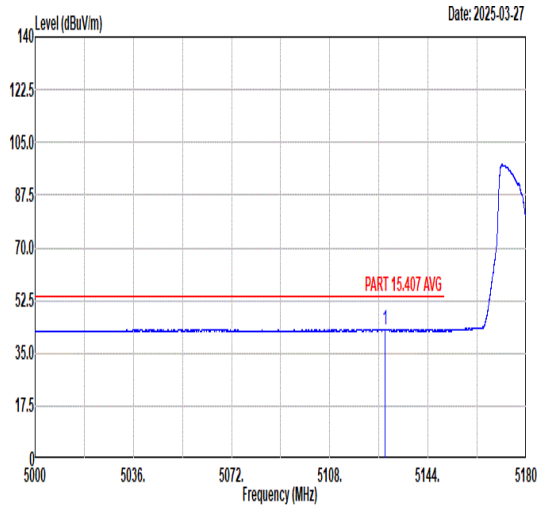 Freq Level Limit Line Margin (dB) Read Level Ant Factor Cable Loss Preamp Factor APos TPos Remark MHz dBuV/m dBuV/m dBuV dB/m dB dB cm deg 1 5128.27 42.97 54.00 -11.03 28.76 35.74 11.10 32.63 277 64 AVERAGE	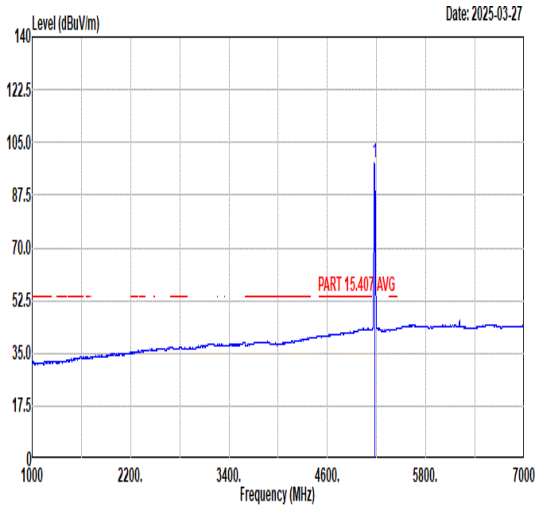 Freq Level Limit Line Margin (dB) Read Level Ant Factor Cable Loss Preamp Factor APos TPos Remark MHz dBuV/m dBuV/m dBuV dB/m dB dB cm deg 1 5180.00 98.31 ------ ------ 84.12 35.74 11.08 32.63 277 64 AVERAGE

Mode	19	
	Band Edge - L	
	U-NII-1_5.15-5.25_802.11be EHT20_CH48_Small RU_52+26_5240MHz	
ANT	CDD 7+6	
Pol.	Horizontal	Fundamental
Peak	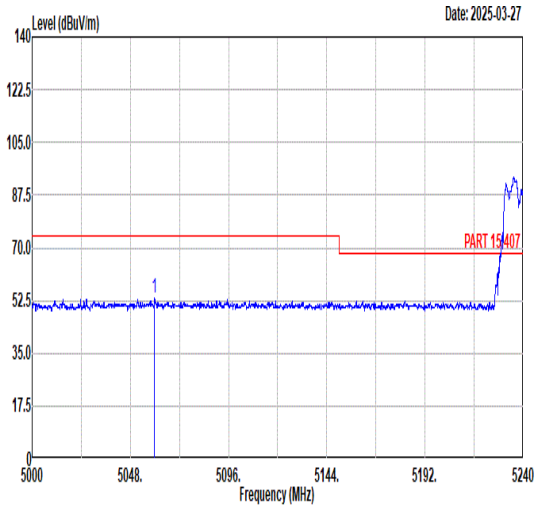 Freq Level Limit Line Margin (dB) Read Level Ant Factor Cable Loss Preamp Factor APos TPos Remark 1 5059.88 53.10 74.00 -20.90 38.77 35.80 11.14 32.61 100 35 PEAK	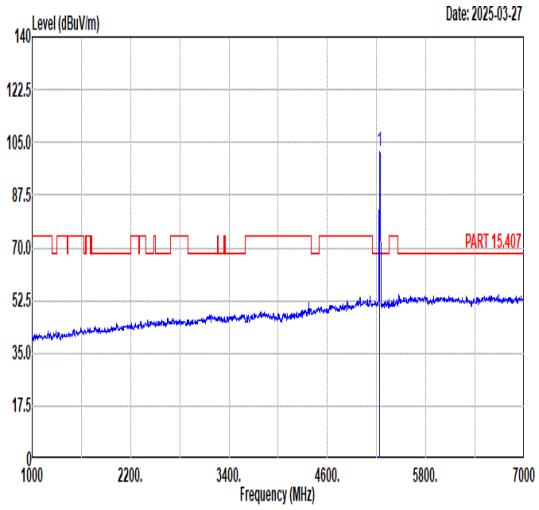 Freq Level Limit Line Margin (dB) Read Level Ant Factor Cable Loss Preamp Factor APos TPos Remark 1 5240.00 101.72 ------ ------ 87.54 35.80 11.03 32.65 100 35 PEAK
Avg	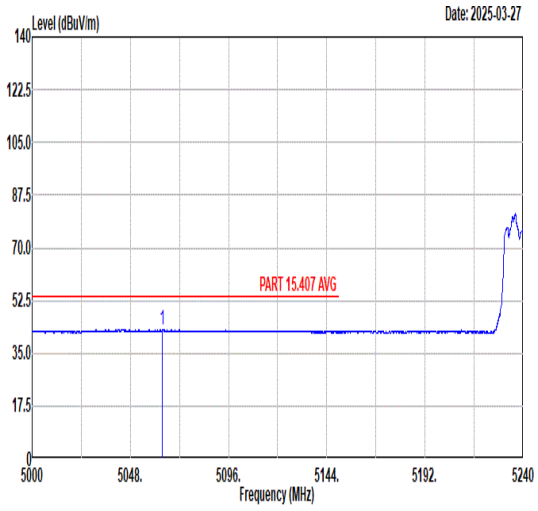 Freq Level Limit Line Margin (dB) Read Level Ant Factor Cable Loss Preamp Factor APos TPos Remark 1 5063.70 42.71 54.00 -11.29 28.39 35.80 11.13 32.61 100 35 AVERAGE	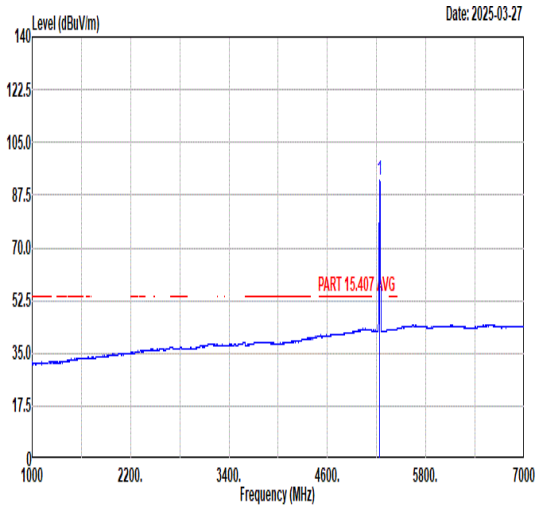 Freq Level Limit Line Margin (dB) Read Level Ant Factor Cable Loss Preamp Factor APos TPos Remark 1 5240.00 92.21 ------ ------ 78.03 35.80 11.03 32.65 100 35 AVERAGE

Mode	19	
	Band Edge - R	
	U-NII-1_5.15-5.25_802.11be EHT20_CH48_Small RU_52+26_5240MHz	
ANT	CDD 7+6	
Pol.	Horizontal	Fundamental
Peak	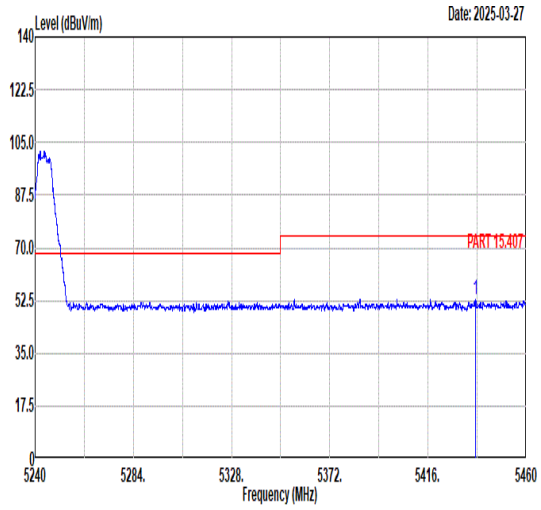 Freq Level Limit Line Margin (dB) Read Level Ant Factor Cable Loss Preamp Factor APos TPos Remark MHz dBuV/m dBuV/m dBuV dB/m dB dB cm deg 1 5437.25 52.74 74.00 -21.26 38.47 35.93 11.03 32.69 100 35 PEAK	Blank
Avg	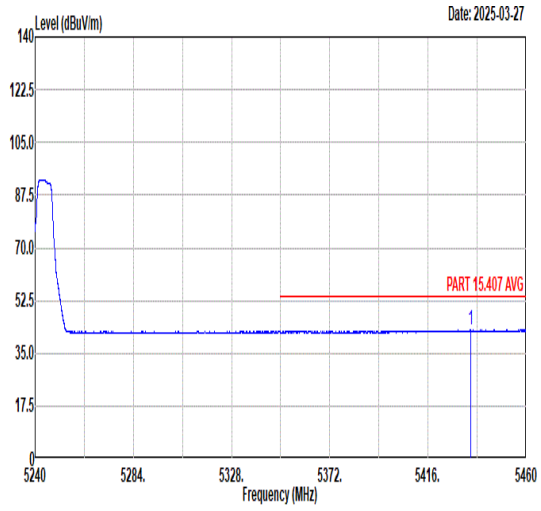 Freq Level Limit Line Margin (dB) Read Level Ant Factor Cable Loss Preamp Factor APos TPos Remark MHz dBuV/m dBuV/m dBuV dB/m dB dB cm deg 1 5435.05 42.80 54.00 -11.20 28.54 35.93 11.02 32.69 100 35 AVERAGE	Blank

Mode	19	
	Band Edge - L	
	U-NII-1_5.15-5.25_802.11be EHT20_CH48_Small RU_52+26_5240MHz	
ANT	CDD 7+6	
Pol.	Vertical	Fundamental
Peak	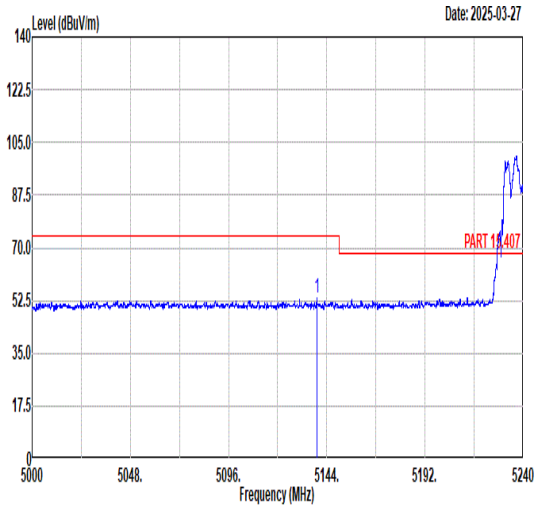 Freq Level Limit Line Margin (dB) Read Level Ant Factor Cable Loss Preamp Factor APos TPos Remark MHz dBuV/m dBuV/m dBuV dB/m dB dB cm deg 1 5139.10 53.22 74.00 -20.78 39.04 35.72 11.09 32.63 283 64 PEAK	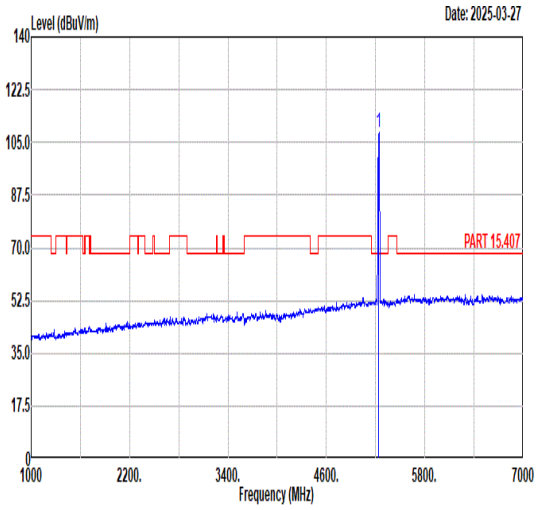 Freq Level Limit Line Margin (dB) Read Level Ant Factor Cable Loss Preamp Factor APos TPos Remark MHz dBuV/m dBuV/m dBuV dB/m dB dB cm deg 1 5240.00 108.46 ------ ------ 94.29 35.80 11.02 32.65 283 64 PEAK
Avg	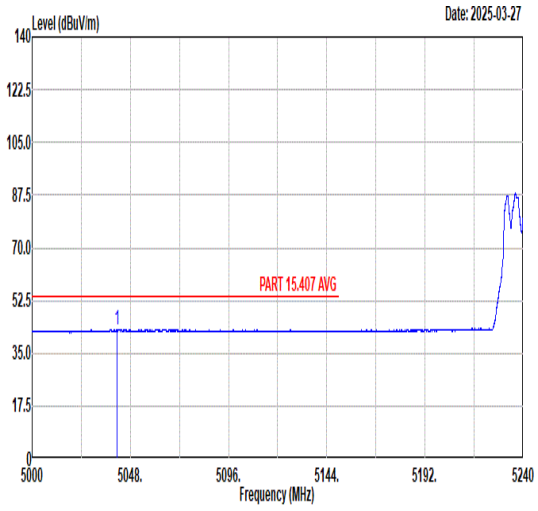 Freq Level Limit Line Margin (dB) Read Level Ant Factor Cable Loss Preamp Factor APos TPos Remark MHz dBuV/m dBuV/m dBuV dB/m dB dB cm deg 1 5041.64 42.84 54.00 -11.16 28.50 35.80 11.15 32.61 283 64 AVERAGE	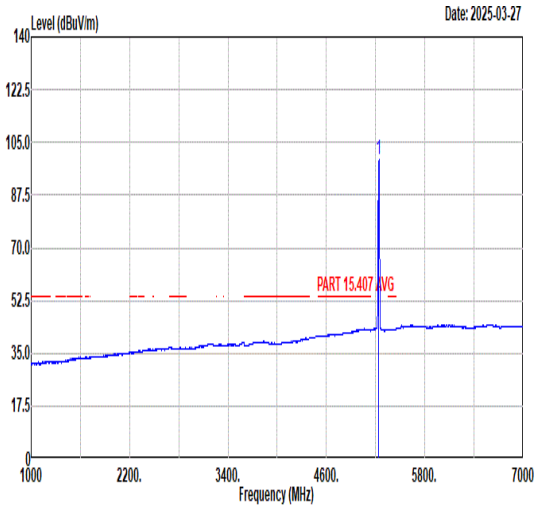 Freq Level Limit Line Margin (dB) Read Level Ant Factor Cable Loss Preamp Factor APos TPos Remark MHz dBuV/m dBuV/m dBuV dB/m dB dB cm deg 1 5240.00 99.24 ------ ------ 85.07 35.80 11.02 32.65 283 64 AVERAGE

Mode	19	
	Band Edge - R	
	U-NII-1_5.15-5.25_802.11be EHT20_CH48_Small RU_52+26_5240MHz	
ANT	CDD 7+6	
Pol.	Vertical	Fundamental
Peak	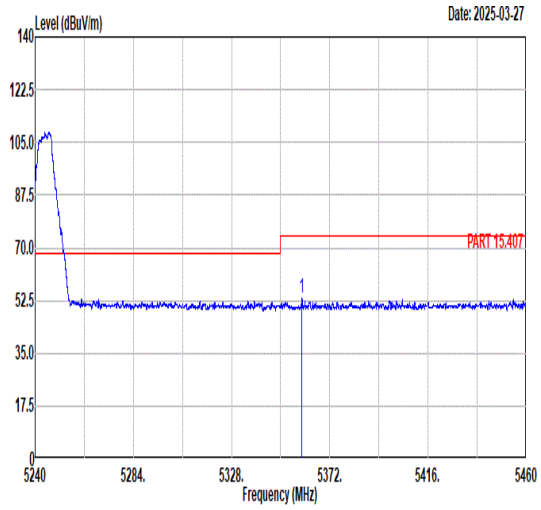 Freq Level Limit Line Margin (dB) Read Level Ant Factor Cable Loss Preamp Factor APos TPos Remark MHz dBuV/m dBuV/m dBuV dB/m dB dB cm deg 1 5359.59 53.36 74.00 -20.64 39.01 36.08 10.94 32.67 283 64 PEAK	Blank
Avg	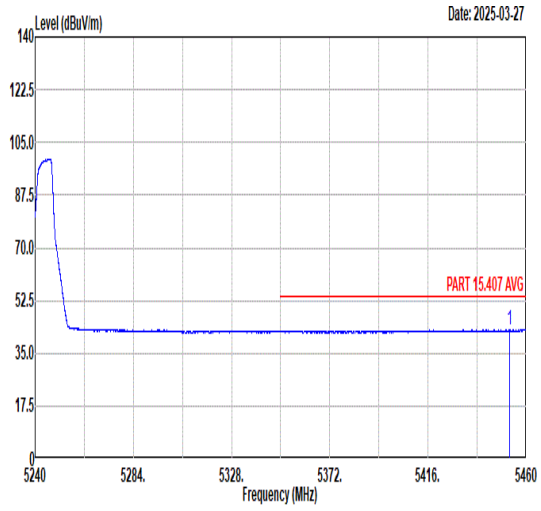 Freq Level Limit Line Margin (dB) Read Level Ant Factor Cable Loss Preamp Factor APos TPos Remark MHz dBuV/m dBuV/m dBuV dB/m dB dB cm deg 1 5452.43 42.78 54.00 -11.22 28.47 35.91 11.09 32.69 283 64 AVERAGE	Blank

Mode	20	
	Band Edge	
	U-NII-3_5.725-5.85_802.11a_CH149_5745MHz	
ANT	CDD 7+6	
Pol.	Horizontal	Fundamental
Peak	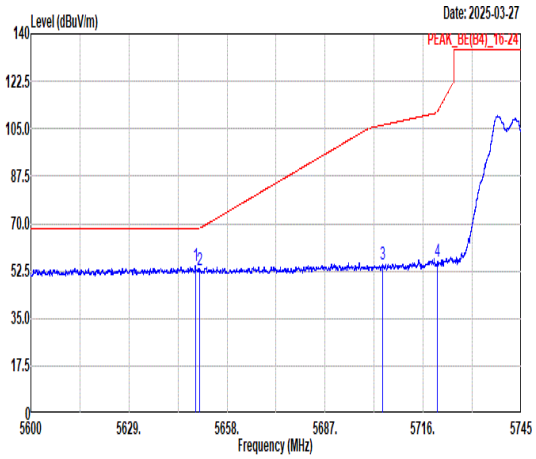 Freq Level Limit Line Margin (dB) Read Level Ant Factor Cable Loss Preamp Factor APos TPos Remark MHz dBuV/m dBuV/m dBuV dB/m dB dB cm deg 1 5648.65 54.36 68.30 -13.94 38.94 36.49 11.69 32.76 203 16 PEAK 2 5650.01 53.07 68.31 -15.24 37.64 36.50 11.69 32.76 203 16 PEAK 3 5704.04 55.15 106.33 -51.18 39.66 36.61 11.66 32.78 203 16 PEAK 4 5720.28 56.19 111.43 -55.24 40.68 36.64 11.66 32.79 203 16 PEAK	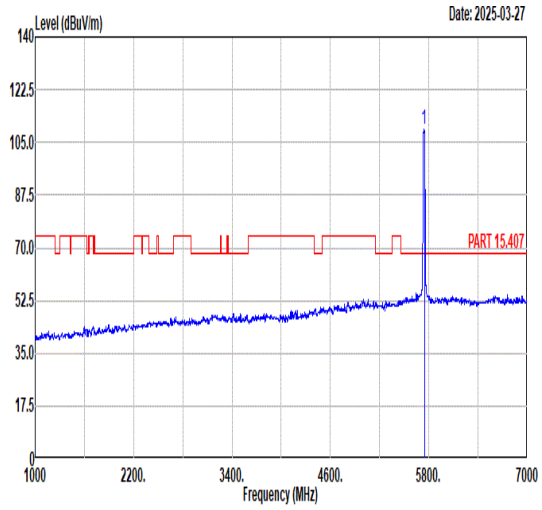 Freq Level Limit Line Margin (dB) Read Level Ant Factor Cable Loss Preamp Factor APos TPos Remark MHz dBuV/m dBuV/m dBuV dB/m dB dB cm deg 1 5745.00 109.51 ------ ------ 93.98 36.67 11.65 32.79 203 16 PEAK
Avg	Blank	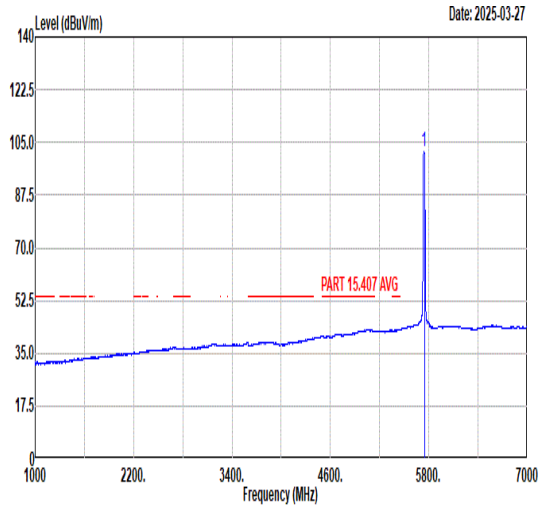 Freq Level Limit Line Margin (dB) Read Level Ant Factor Cable Loss Preamp Factor APos TPos Remark MHz dBuV/m dBuV/m dBuV dB/m dB dB cm deg 1 5745.00 102.19 ------ ------ 86.66 36.67 11.65 32.79 203 16 AVERAGE

Mode	20	
	Band Edge	
	U-NII-3_5.725-5.85_802.11a_CH149_5745MHz	
ANT	CDD 7+6	
Pol.	Vertical	Fundamental
Peak	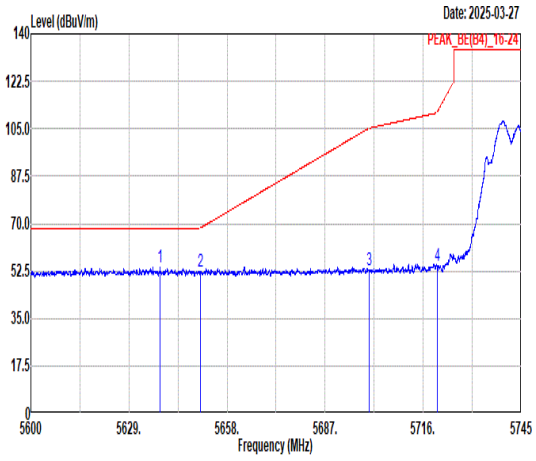 Freq Level Limit Line Margin (dB) Read Level Ant Factor Cable Loss Preamp Factor APos TPos Remark 1 5638.21 53.88 68.30 -14.42 38.50 36.45 11.69 32.76 394 332 PEAK 2 5650.24 52.34 68.48 -16.14 36.91 36.50 11.69 32.76 394 332 PEAK 3 5700.01 53.03 105.20 -52.17 37.55 36.60 11.66 32.78 394 332 PEAK 4 5720.13 54.55 111.10 -56.55 39.04 36.64 11.66 32.79 394 332 PEAK	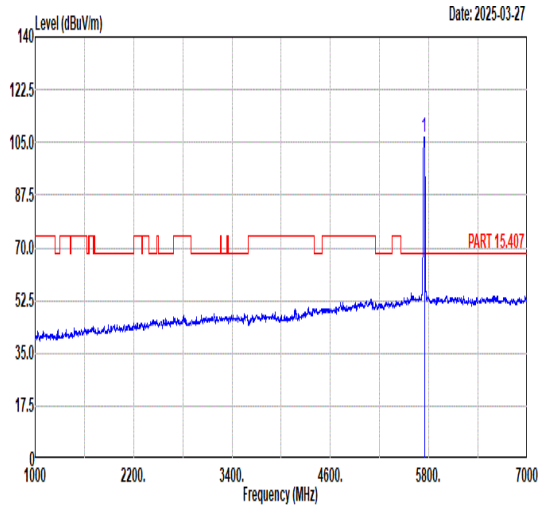 Freq Level Limit Line Margin (dB) Read Level Ant Factor Cable Loss Preamp Factor APos TPos Remark 1 5745.00 106.76 ------ ------ 91.23 36.67 11.65 32.79 394 332 PEAK
Avg	Blank	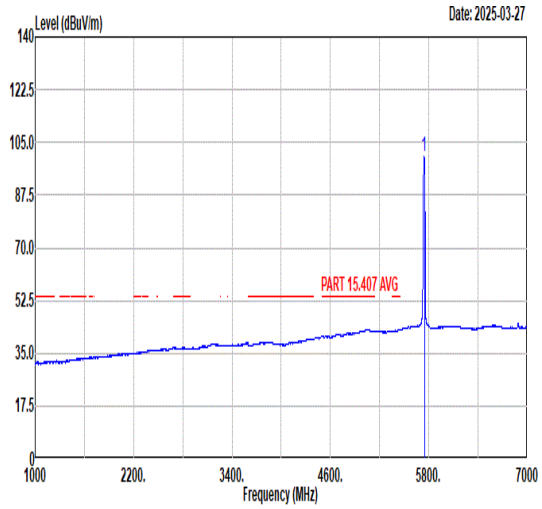 Freq Level Limit Line Margin (dB) Read Level Ant Factor Cable Loss Preamp Factor APos TPos Remark 1 5745.00 100.22 ------ ------ 84.69 36.67 11.65 32.79 394 332 AVERAGE

Mode	20	
	Harmonic	
	U-NII-3_5.725-5.85_802.11a_CH149_5745MHz	
ANT	CDD 7+6	
Pol.	Horizontal	Vertical
Peak Avg	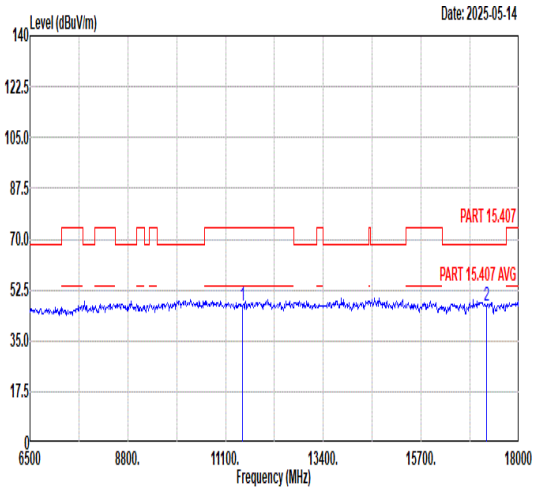 Freq Level Limit Line Margin Read Level Ant Factor Cable Loss Preamp Factor APos TPos Remark MHz dBuV/m dBuV/m dB dBuV dB/m dB dB cm deg 1 11490.00 47.24 74.00 -26.76 44.43 38.20 14.92 50.31 --- --- Peak 2 17235.00 46.79 68.30 -21.51 39.10 42.69 18.02 53.02 --- --- Peak	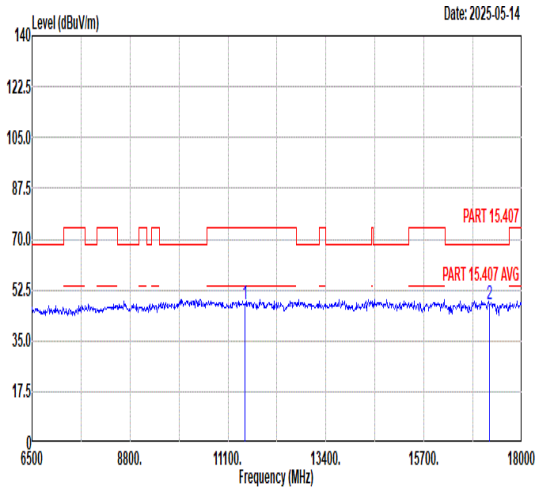 Freq Level Limit Line Margin Read Level Ant Factor Cable Loss Preamp Factor APos TPos Remark MHz dBuV/m dBuV/m dB dBuV dB/m dB dB cm deg 1 11490.00 47.63 74.00 -26.37 44.82 38.20 14.92 50.31 --- --- Peak 2 17235.00 47.41 68.30 -20.89 39.72 42.69 18.02 53.02 --- --- Peak

Mode	21	
	Harmonic	
	U-NII-3_5.725-5.85_802.11a_CH157_5785MHz	
ANT	CDD 7+6	
Pol.	Horizontal	Vertical
Peak Avg	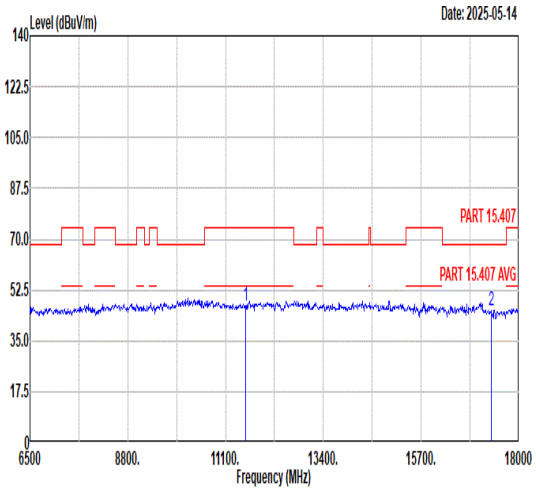 Freq Level Limit Line Margin Read Level Ant Factor Cable Loss Preamp Factor APos TPos Remark MHz dBuV/m dBuV/m dB dBuV dB/m dB dB cm deg 1 11570.00 46.88 74.00 -27.12 43.95 38.20 14.97 50.24 --- --- Peak 2 17355.00 45.34 68.30 -22.96 38.39 42.24 17.99 53.28 --- --- Peak	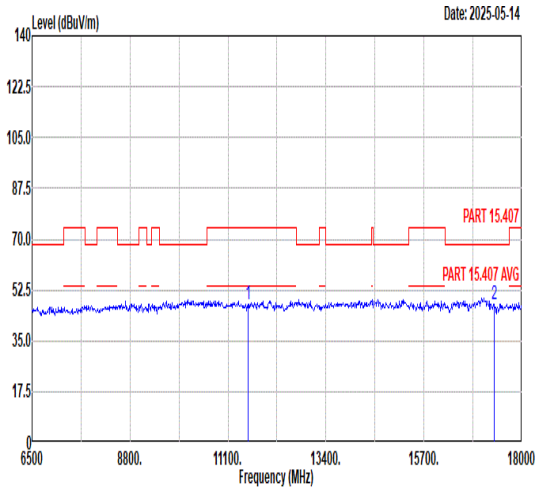 Freq Level Limit Line Margin Read Level Ant Factor Cable Loss Preamp Factor APos TPos Remark MHz dBuV/m dBuV/m dB dBuV dB/m dB dB cm deg 1 11570.00 47.80 74.00 -26.20 44.87 38.20 14.97 50.24 --- --- Peak 2 17355.00 47.49 68.30 -20.81 40.54 42.24 17.99 53.28 --- --- Peak

Mode	22	
	Band Edge	
	U-NII-3_5.725-5.85_802.11a_CH165_5825MHz	
ANT	CDD 7+6	
Pol.	Horizontal	Fundamental
Peak	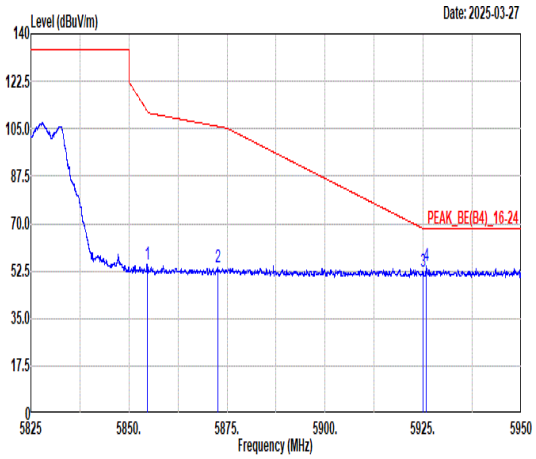 Freq Level Limit Line Margin (dB) Read Level Ant Factor Cable Loss Preamp Factor APos TPos Remark 1 5854.69 55.13 111.51 -56.38 39.94 36.51 11.52 32.84 190 15 PEAK 2 5872.69 53.91 105.85 -51.94 38.72 36.55 11.49 32.85 190 15 PEAK 3 5924.94 52.22 68.25 -16.03 37.04 36.65 11.40 32.87 190 15 PEAK 4 5925.83 54.46 68.30 -13.84 39.28 36.65 11.40 32.87 190 15 PEAK	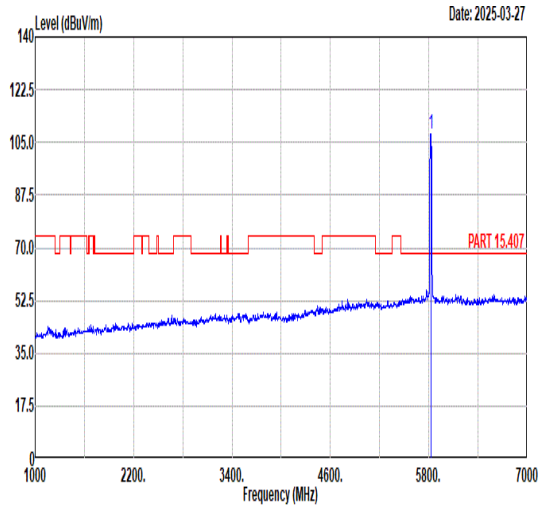 Freq Level Limit Line Margin (dB) Read Level Ant Factor Cable Loss Preamp Factor APos TPos Remark 1 5825.00 107.67 ------ ------ 92.36 36.56 11.58 32.83 190 15 PEAK
Avg	Blank	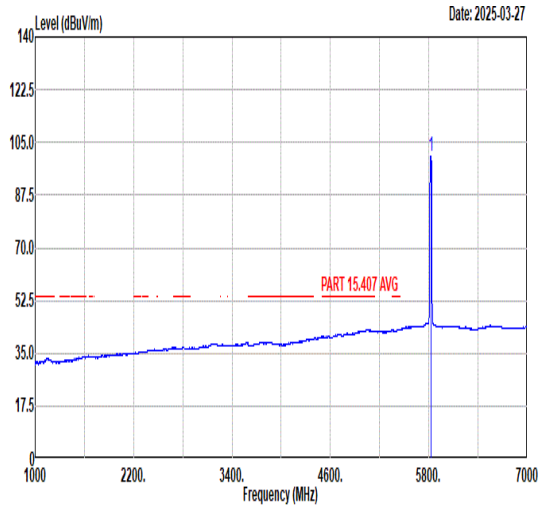 Freq Level Limit Line Margin (dB) Read Level Ant Factor Cable Loss Preamp Factor APos TPos Remark 1 5825.00 100.56 ------ ------ 85.25 36.56 11.58 32.83 190 15 AVERAGE

Mode	22	
	Band Edge	
	U-NII-3_5.725-5.85_802.11a_CH165_5825MHz	
ANT	CDD 7+6	
Pol.	Vertical	Fundamental
Peak	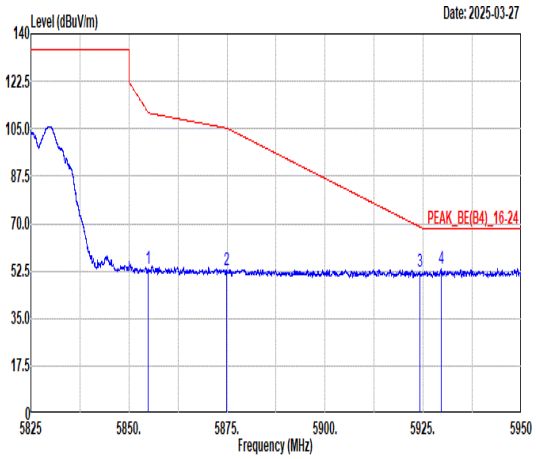 Freq Level Limit Line Margin (dB) Read Level Ant Factor Cable Loss Preamp Factor APos TPos Remark 1 5854.83 53.28 111.20 -57.92 38.09 36.51 11.52 32.84 400 333 PEAK 2 5874.83 52.84 105.25 -52.41 37.65 36.55 11.49 32.85 400 333 PEAK 3 5924.08 52.10 68.88 -16.78 36.92 36.65 11.40 32.87 400 333 PEAK 4 5929.58 53.52 68.30 -14.78 38.33 36.66 11.40 32.87 400 333 PEAK	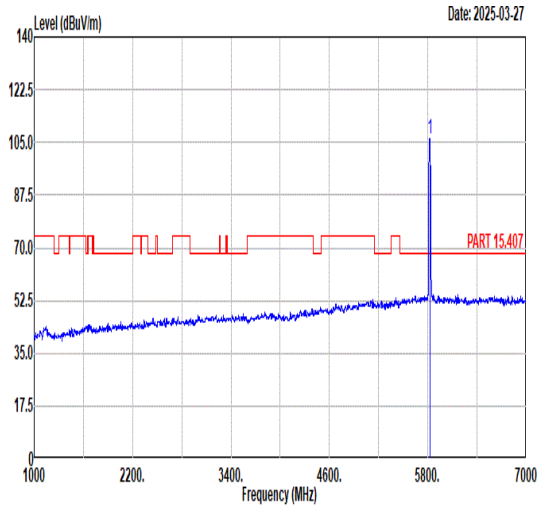 Freq Level Limit Line Margin (dB) Read Level Ant Factor Cable Loss Preamp Factor APos TPos Remark 1 5825.00 106.15 ------ ------ 90.82 36.57 11.59 32.83 400 333 PEAK
Avg	Blank	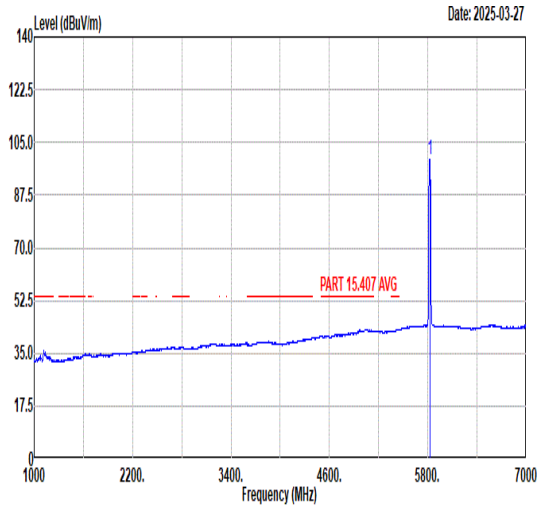 Freq Level Limit Line Margin (dB) Read Level Ant Factor Cable Loss Preamp Factor APos TPos Remark 1 5825.00 99.51 ------ ------ 84.20 36.56 11.58 32.83 400 333 AVERAGE

Mode	22	
	Harmonic	
	U-NII-3_5.725-5.85_802.11a_CH165_5825MHz	
ANT	CDD 7+6	
Pol.	Horizontal	Vertical
Peak Avg	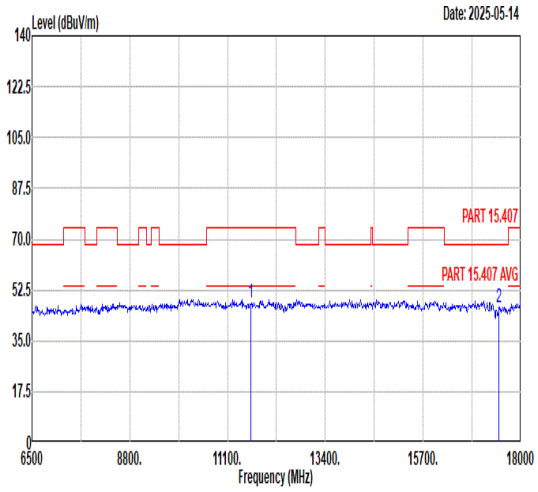 Freq Level Limit Line Margin Read Level Ant Factor Cable Loss Preamp Factor APos TPos Remark MHz dBuV/m dBuV/m dB dBuV dB/m dB dB cm deg 1 11650.00 47.91 74.00 -26.09 44.87 38.20 15.02 50.18 --- --- Peak 2 17475.00 46.40 68.30 -21.90 39.63 42.35 17.96 53.54 --- --- Peak	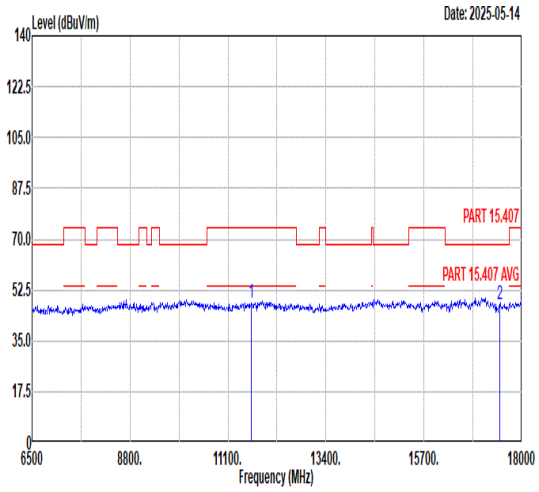 Freq Level Limit Line Margin Read Level Ant Factor Cable Loss Preamp Factor APos TPos Remark MHz dBuV/m dBuV/m dB dBuV dB/m dB dB cm deg 1 11650.00 47.83 74.00 -26.17 44.79 38.20 15.02 50.18 --- --- Peak 2 17475.00 47.73 68.30 -20.57 40.96 42.35 17.96 53.54 --- --- Peak

Mode	23	
	Band Edge	
	U-NII-3_5.725-5.85_802.11n HT20_CH149_5745MHz	
ANT	CDD 7+6	
Pol.	Horizontal	Fundamental
Peak	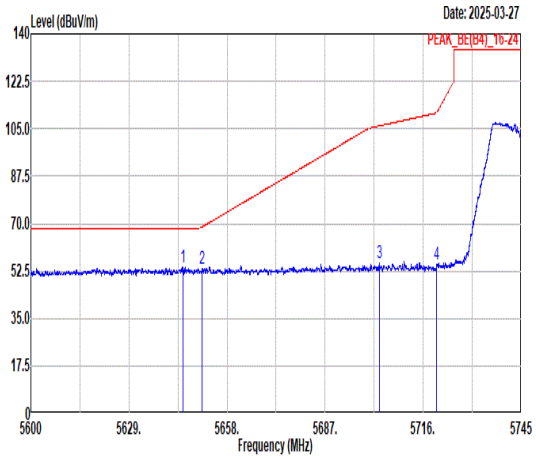 Freq Level Limit Line Margin (dB) Read Level Ant Factor Cable Loss Preamp Factor APos TPos Remark 1 5644.89 53.95 68.30 -14.35 38.54 36.48 11.69 32.76 204 15 PEAK 2 5650.69 53.25 68.81 -15.56 37.82 36.50 11.69 32.76 204 15 PEAK 3 5703.02 55.67 106.05 -50.38 40.18 36.61 11.66 32.78 204 15 PEAK 4 5720.00 54.91 110.80 -55.89 39.40 36.64 11.66 32.79 204 15 PEAK	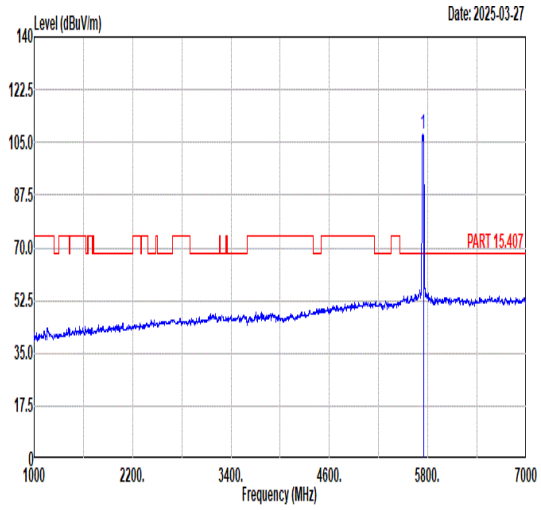 Freq Level Limit Line Margin (dB) Read Level Ant Factor Cable Loss Preamp Factor APos TPos Remark 1 5745.00 108.01 ------ ------ 92.48 36.67 11.65 32.79 204 15 PEAK
Avg	Blank	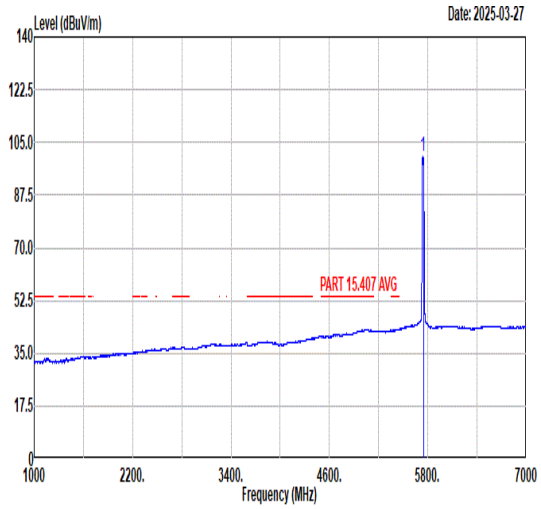 Freq Level Limit Line Margin (dB) Read Level Ant Factor Cable Loss Preamp Factor APos TPos Remark 1 5745.00 100.17 ------ ------ 84.64 36.67 11.65 32.79 204 15 AVERAGE

Mode	23	
	Band Edge	
	U-NII-3_5.725-5.85_802.11n HT20_CH149_5745MHz	
ANT	CDD 7+6	
Pol.	Vertical	Fundamental
Peak	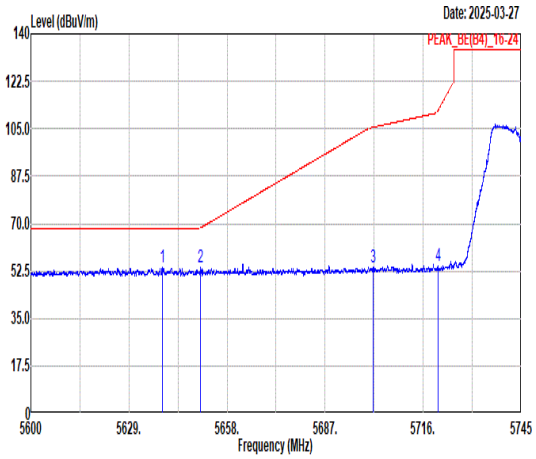 Freq Level Limit Line Margin (dB) Read Level Ant Factor Cable Loss Preamp Factor APos TPos Remark 1 5638.79 53.83 68.30 -14.47 38.44 36.46 11.69 32.76 336 205 PEAK 2 5650.11 54.15 68.38 -14.23 38.72 36.50 11.69 32.76 336 205 PEAK 3 5701.28 54.13 105.56 -51.43 38.65 36.60 11.66 32.78 336 205 PEAK 4 5720.44 54.30 111.80 -57.50 38.79 36.64 11.66 32.79 336 205 PEAK	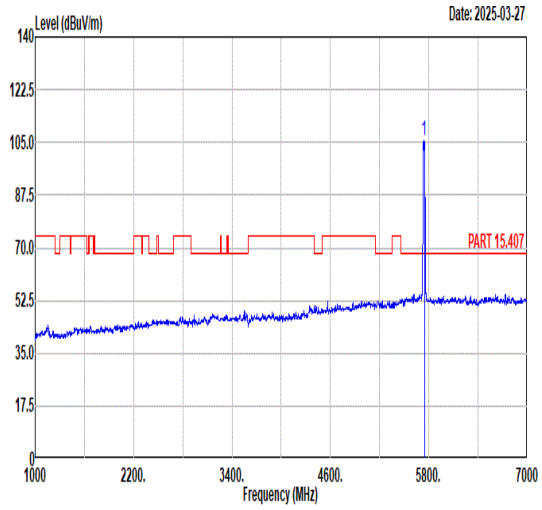 Freq Level Limit Line Margin (dB) Read Level Ant Factor Cable Loss Preamp Factor APos TPos Remark 1 5745.00 105.50 ------ ------ 89.97 36.67 11.65 32.79 336 205 PEAK
Avg	Blank	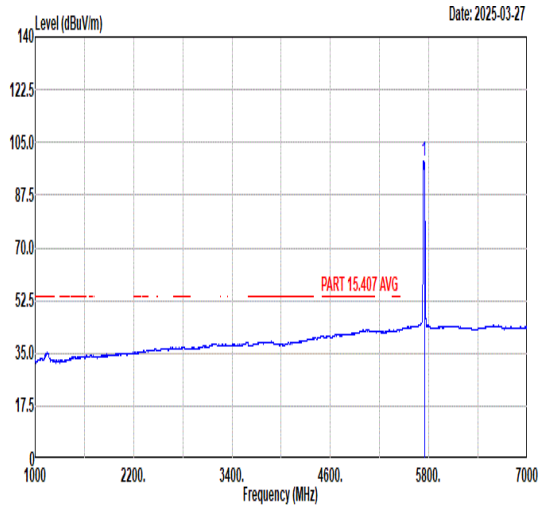 Freq Level Limit Line Margin (dB) Read Level Ant Factor Cable Loss Preamp Factor APos TPos Remark 1 5745.00 98.73 ------ ------ 83.20 36.67 11.65 32.79 336 205 AVERAGE

Mode	23	
	Harmonic	
	U-NII-3_5.725-5.85_802.11n HT20_CH149_5745MHz	
ANT	CDD 7+6	
Pol.	Horizontal	Vertical
Peak Avg	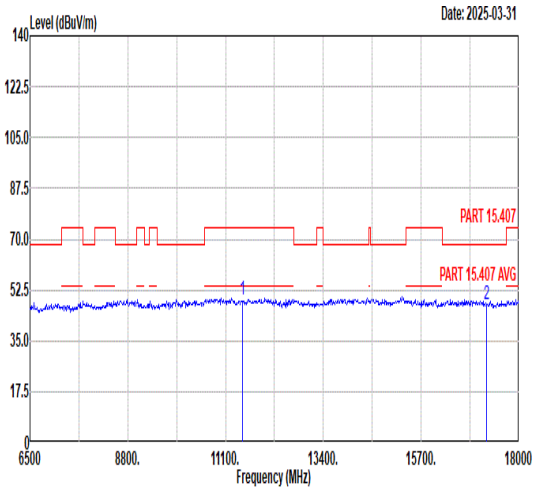 Freq Level Limit Line Margin Read Level Ant Factor Cable Loss Preamp Factor APos TPos Remark MHz dBuV/m dBuV/m dB dBuV dB/m dB dB cm deg 1 11490.00 49.24 74.00 -24.76 46.52 38.20 14.83 50.31 --- --- Peak 2 17235.00 47.67 68.30 -20.63 40.43 42.69 17.57 53.02 --- --- Peak	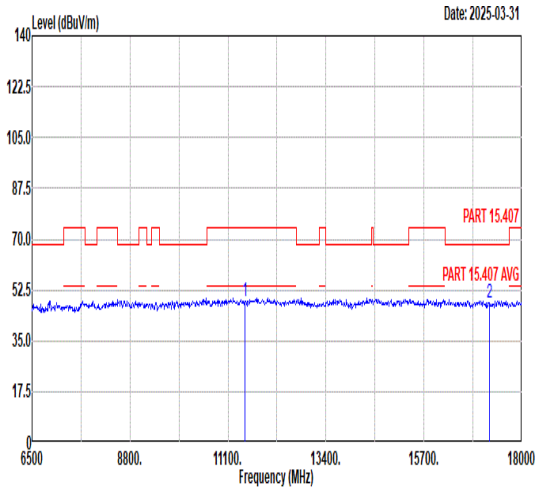 Freq Level Limit Line Margin Read Level Ant Factor Cable Loss Preamp Factor APos TPos Remark MHz dBuV/m dBuV/m dB dBuV dB/m dB dB cm deg 1 11490.00 48.86 74.00 -25.14 46.14 38.20 14.83 50.31 --- --- Peak 2 17235.00 47.99 68.30 -20.31 40.75 42.69 17.57 53.02 --- --- Peak

Mode	24	
	Harmonic	
	U-NII-3_5.725-5.85_802.11n HT20_CH157_5785MHz	
ANT	CDD 7+6	
Pol.	Horizontal	Vertical
Peak Avg	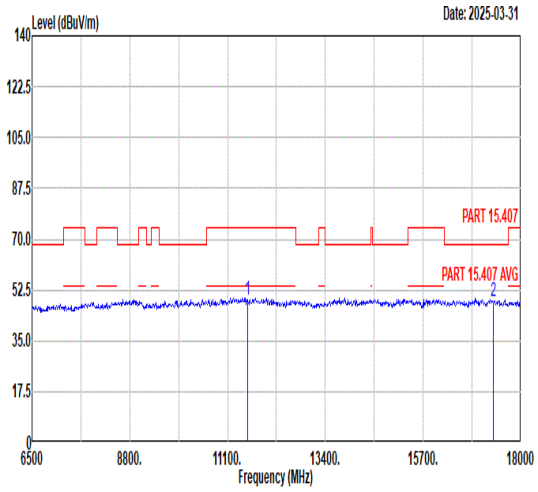 Freq Level Limit Line Margin Read Level Ant Factor Cable Loss Preamp Factor APos TPos Remark MHz dBuV/m dBuV/m dB dBuV dB/m dB dB cm deg 1 11570.00 49.13 74.00 -24.87 46.29 38.20 14.88 50.24 --- --- Peak 2 17355.00 48.61 68.30 -19.69 42.05 42.24 17.60 53.28 --- --- Peak	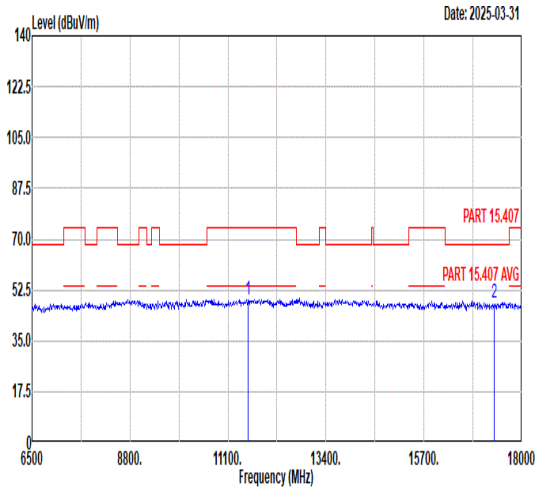 Freq Level Limit Line Margin Read Level Ant Factor Cable Loss Preamp Factor APos TPos Remark MHz dBuV/m dBuV/m dB dBuV dB/m dB dB cm deg 1 11570.00 49.11 74.00 -24.89 46.27 38.20 14.88 50.24 --- --- Peak 2 17355.00 48.05 68.30 -20.25 41.49 42.24 17.60 53.28 --- --- Peak

Mode	25	
	Band Edge	
	U-NII-3_5.725-5.85_802.11n HT20_CH165_5825MHz	
ANT	CDD 7+6	
Pol.	Horizontal	Fundamental
Peak	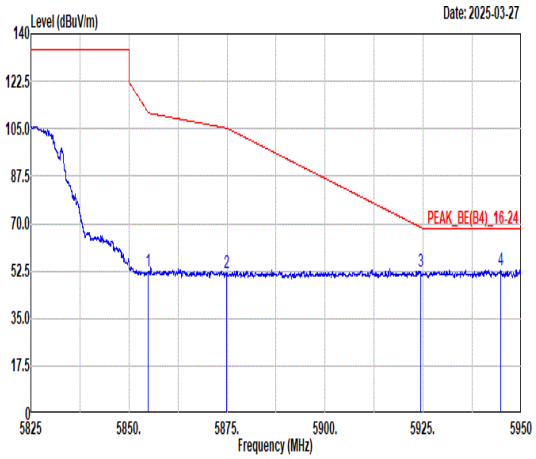 Freq Level Limit Line Margin (dB) Read Level Ant Factor Cable Loss Preamp Factor APos TPos Remark 1 5854.94 52.22 110.94 -58.72 37.03 36.51 11.52 32.84 262 84 PEAK 2 5874.94 51.87 105.22 -53.35 36.68 36.55 11.49 32.85 262 84 PEAK 3 5924.31 52.25 68.71 -16.46 37.07 36.65 11.40 32.87 262 84 PEAK 4 5944.69 52.84 68.30 -15.46 37.66 36.69 11.37 32.88 262 84 PEAK	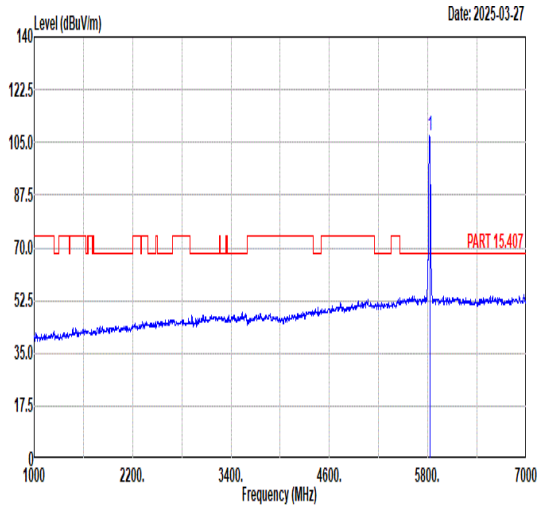 Freq Level Limit Line Margin (dB) Read Level Ant Factor Cable Loss Preamp Factor APos TPos Remark 1 5825.00 107.04 ------ ------ 91.73 36.56 11.58 32.83 262 84 PEAK
Avg	Blank	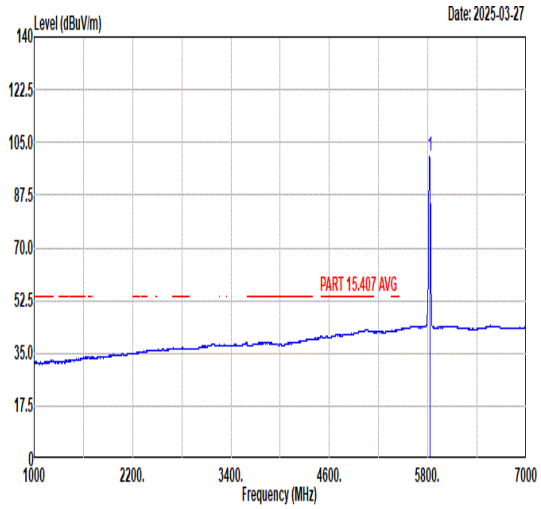 Freq Level Limit Line Margin (dB) Read Level Ant Factor Cable Loss Preamp Factor APos TPos Remark 1 5825.00 100.16 ------ ------ 84.85 36.56 11.58 32.83 262 84 AVERAGE

Mode	25	
	Band Edge	
	U-NII-3_5.725-5.85_802.11n HT20_CH165_5825MHz	
ANT	CDD 7+6	
Pol.	Vertical	Fundamental
Peak	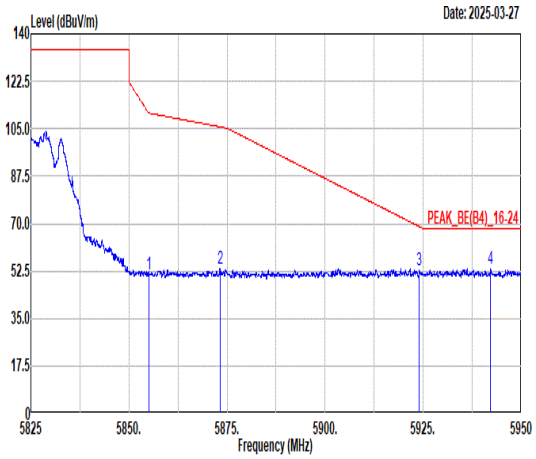 Freq Level Limit Line Margin (dB) Read Level Ant Factor Cable Loss Preamp Factor APos TPos Remark 1 5855.00 51.38 110.80 -59.42 36.19 36.51 11.52 32.84 344 206 PEAK 2 5873.19 53.37 105.71 -52.34 38.18 36.55 11.49 32.85 344 206 PEAK 3 5923.94 52.62 68.98 -16.36 37.43 36.65 11.41 32.87 344 206 PEAK 4 5942.19 53.51 68.30 -14.79 38.34 36.68 11.37 32.88 344 206 PEAK	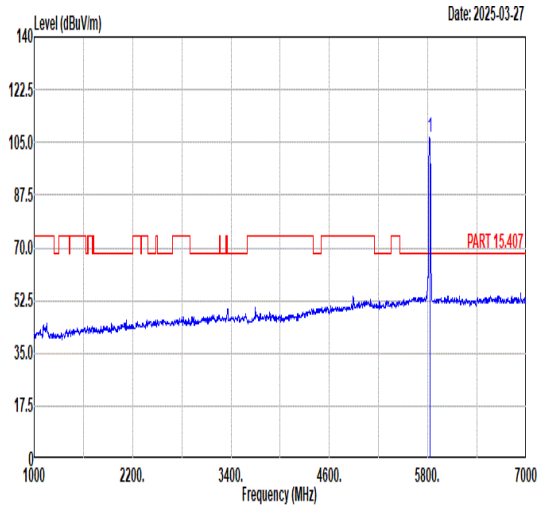 Freq Level Limit Line Margin (dB) Read Level Ant Factor Cable Loss Preamp Factor APos TPos Remark 1 5825.00 106.82 ------ ------ 91.49 36.57 11.59 32.83 344 206 PEAK
Avg	Blank	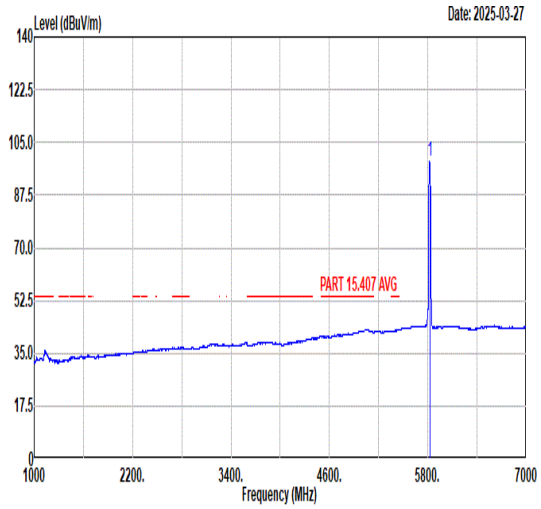 Freq Level Limit Line Margin (dB) Read Level Ant Factor Cable Loss Preamp Factor APos TPos Remark 1 5825.00 98.90 ------ ------ 83.57 36.57 11.59 32.83 344 206 AVERAGE

Mode	25	
	Harmonic	
	U-NII-3_5.725-5.85_802.11n HT20_CH165_5825MHz	
ANT	CDD 7+6	
Pol.	Horizontal	Vertical
Peak Avg	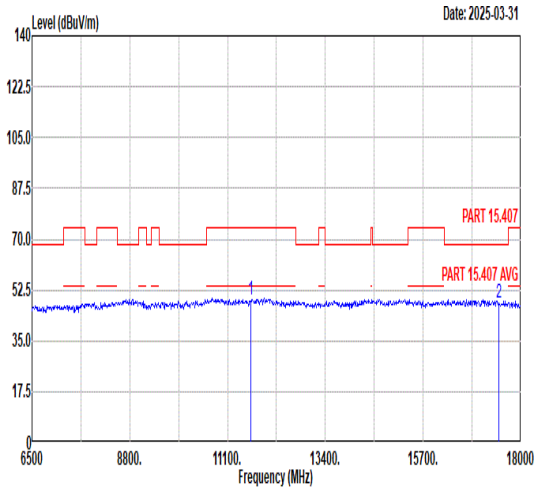 Freq Level Limit Line Margin Read Level Ant Factor Cable Loss Preamp Factor APos TPos Remark MHz dBuV/m dBuV/m dB dBuV dB/m dB dB cm deg 1 11650.00 49.12 74.00 -24.88 46.17 38.20 14.93 50.18 --- --- Peak 2 17475.00 47.97 68.30 -20.33 41.53 42.35 17.63 53.54 --- --- Peak	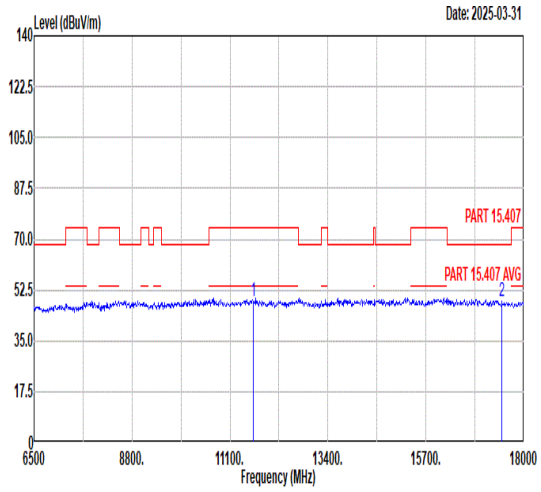 Freq Level Limit Line Margin Read Level Ant Factor Cable Loss Preamp Factor APos TPos Remark MHz dBuV/m dBuV/m dB dBuV dB/m dB dB cm deg 1 11650.00 48.69 74.00 -25.31 45.74 38.20 14.93 50.18 --- --- Peak 2 17475.00 48.36 68.30 -19.94 41.92 42.35 17.63 53.54 --- --- Peak

Mode	26	
	Band Edge - L	
	U-NII-3_5.725-5.85_802.11n HT40_CH151_5755MHz	
ANT	CDD 7+6	
Pol.	Horizontal	Fundamental
Peak	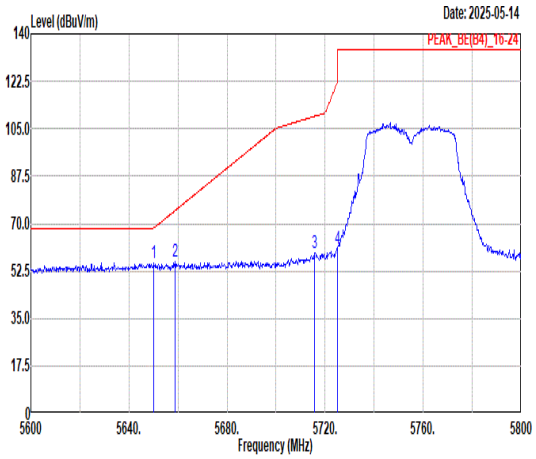 Freq Level Limit Line Margin Read Level Ant Factor Cable Loss Preamp Factor APos TPos Remark MHz dBuV/m dBuV/m dB dBuV dB/m dB dB cm deg 1 5650.00 55.41 68.30 -12.89 39.98 36.50 11.69 32.76 100 58 Peak 2 5658.80 56.13 74.82 -18.69 40.69 36.52 11.68 32.76 100 58 Peak 3 5715.60 59.40 109.57 -50.17 43.90 36.63 11.66 32.79 100 58 Peak 4 5725.00 60.81 122.20 -61.39 45.30 36.65 11.65 32.79 100 58 Peak	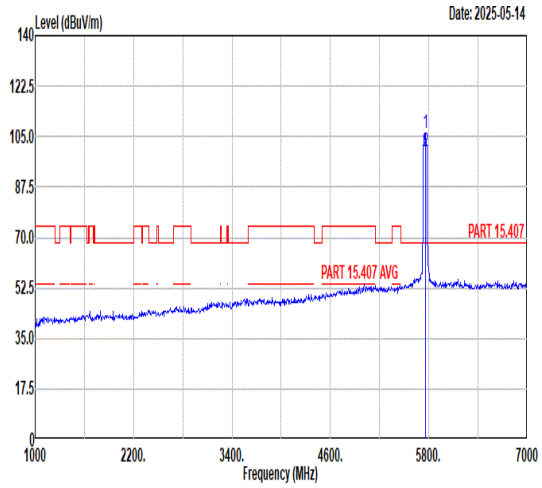 Freq Level Limit Line Margin Read Level Ant Factor Cable Loss Preamp Factor APos TPos Remark MHz dBuV/m dBuV/m dB dBuV dB/m dB dB cm deg 1 5755.00 106.02 ------ ------ 90.49 36.69 11.64 32.80 100 58 Peak 2 5755.00 99.65 ------ ------ 84.12 36.69 11.64 32.80 100 58 Average

Mode	26	
	Band Edge - R	
	U-NII-3_5.725-5.85_802.11n HT40_CH151_5755MHz	
ANT	CDD 7+6	
Pol.	Horizontal	Fundamental
Peak	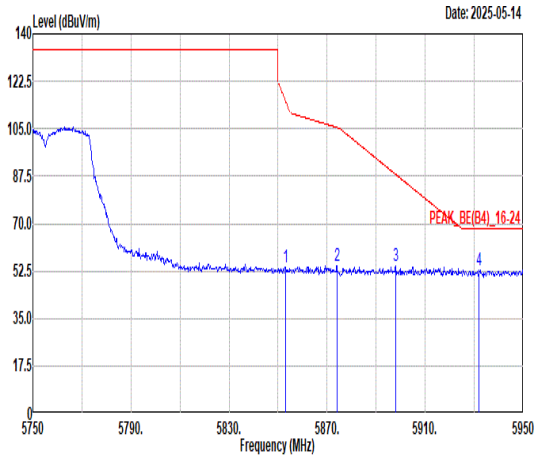 Freq Level Limit Line Margin Read Level Ant Factor Cable Loss Preamp Factor APos TPos Remark MHz dBuV/m dBuV/m dB dBuV dB/m dB dB cm deg 1 5853.00 54.09 115.36 -61.27 38.89 36.51 11.53 32.84 100 58 Peak 2 5874.00 54.58 105.48 -50.90 39.39 36.55 11.49 32.85 100 58 Peak 3 5898.00 54.30 88.14 -33.84 39.11 36.60 11.45 32.86 100 58 Peak 4 5932.00 52.83 68.30 -15.47 37.65 36.66 11.39 32.87 100 58 Peak	Blank

Mode	26	
	Band Edge - L	
	U-NII-3_5.725-5.85_802.11n HT40_CH151_5755MHz	
ANT	CDD 7+6	
Pol.	Vertical	Fundamental
Peak	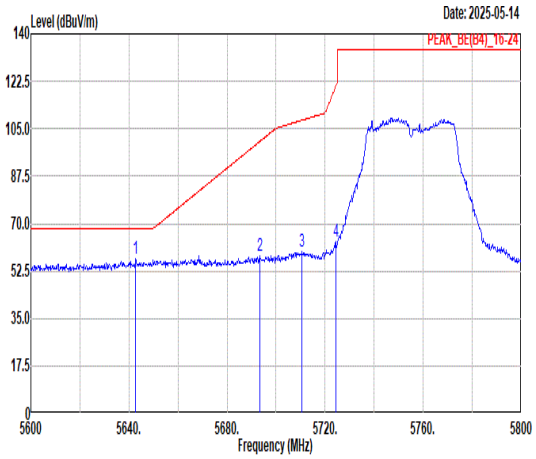 Freq Level Limit Line Margin Read Level Ant Factor Cable Loss Preamp Factor APos TPos Remark MHz dBuV/m dBuV/m dB dBuV dB/m dB dB cm deg 1 5642.80 56.84 68.30 -11.46 41.44 36.47 11.69 32.76 295 293 Peak 2 5693.40 58.29 100.35 -42.06 42.81 36.59 11.67 32.78 295 293 Peak 3 5710.60 59.63 108.17 -48.54 44.13 36.62 11.66 32.78 295 293 Peak 4 5724.40 63.53 120.83 -57.30 48.02 36.65 11.65 32.79 295 293 Peak	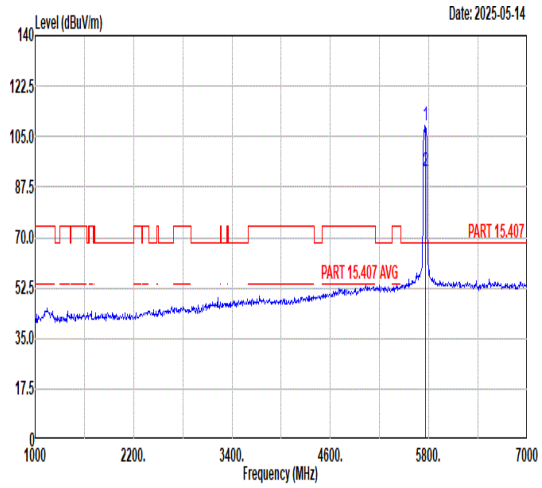 Freq Level Limit Line Margin Read Level Ant Factor Cable Loss Preamp Factor APos TPos Remark MHz dBuV/m dBuV/m dB dBuV dB/m dB dB cm deg 1 5755.00 108.59 ------ ------ 93.06 36.69 11.64 32.80 295 293 Peak 2 5755.00 92.75 ------ ------ 77.22 36.69 11.64 32.80 295 293 Average

Mode	26	
	Band Edge - R	
	U-NII-3_5.725-5.85_802.11n HT40_CH151_5755MHz	
ANT	CDD 7+6	
Pol.	Vertical	Fundamental
Peak	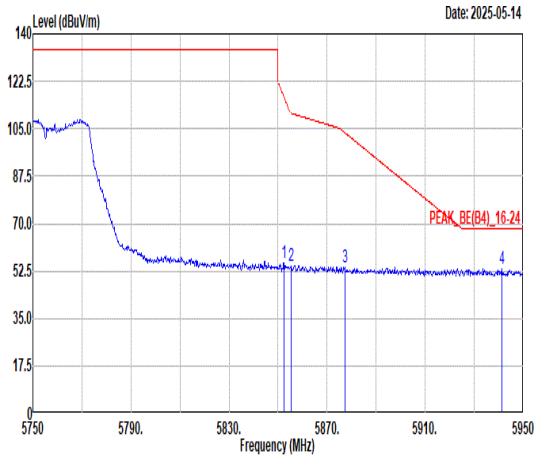 Freq Level Limit Line Margin Read Level Ant Factor Cable Loss Preamp Factor APos TPos Remark MHz dBuV/m dBuV/m dB dBuV dB/m dB dB cm deg 1 5852.40 55.65 116.73 -61.08 40.46 36.50 11.53 32.84 295 293 Peak 2 5855.20 54.58 110.74 -56.16 39.39 36.51 11.52 32.84 295 293 Peak 3 5877.20 53.95 103.57 -49.62 38.77 36.55 11.48 32.85 295 293 Peak 4 5941.40 53.60 68.30 -14.70 38.42 36.68 11.38 32.88 295 293 Peak	Blank

Mode	26	
	Harmonic	
	U-NII-3_5.725-5.85_802.11n HT40_CH151_5755MHz	
ANT	CDD 7+6	
Pol.	Horizontal	Vertical
Peak Avg	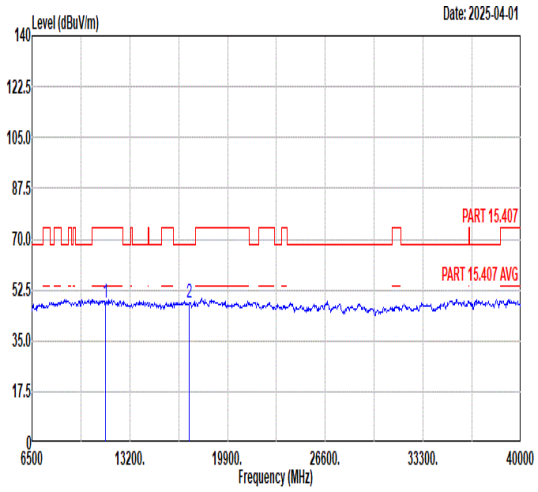 Freq Level Limit Line Margin Read Level Ant Factor Cable Loss Preamp Factor APos TPos Remark MHz dBuV/m dBuV/m dB dBuV dB/m dB dB cm deg 1 11510.00 47.96 74.00 -26.04 45.20 38.20 14.85 50.29 --- --- Peak 2 17265.00 47.92 68.30 -20.38 40.91 42.51 17.58 53.08 --- --- Peak	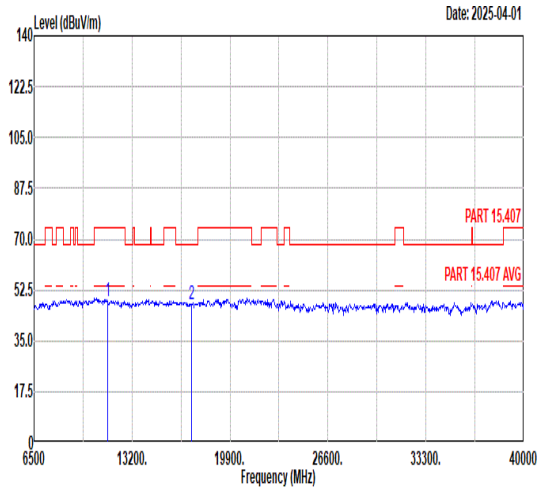 Freq Level Limit Line Margin Read Level Ant Factor Cable Loss Preamp Factor APos TPos Remark MHz dBuV/m dBuV/m dB dBuV dB/m dB dB cm deg 1 11510.00 48.42 74.00 -25.58 45.66 38.20 14.85 50.29 --- --- Peak 2 17265.00 47.70 68.30 -20.60 40.69 42.51 17.58 53.08 --- --- Peak

Mode	27	
	Band Edge - L	
	U-NII-3_5.725-5.85_802.11n HT40_CH159_5795MHz	
ANT	CDD 7+6	
Pol.	Horizontal	Fundamental
Peak	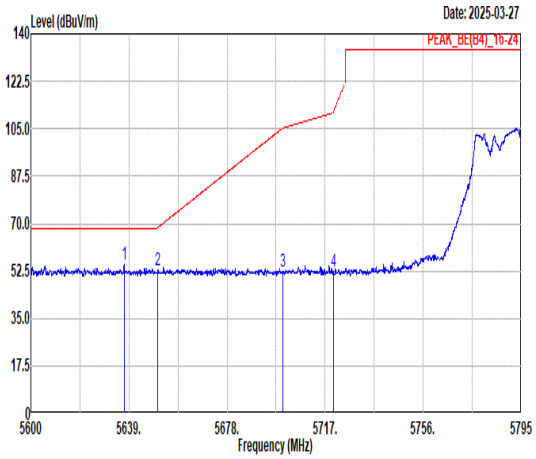 Freq Level Limit Line Margin (dB) Read Level Ant Factor Cable Loss Preamp Factor APos TPos Remark 1 5637.15 54.84 68.30 -13.46 39.45 36.45 11.69 32.75 263 85 PEAK 2 5650.41 52.76 68.60 -15.84 37.33 36.50 11.69 32.76 263 85 PEAK 3 5700.33 52.56 105.29 -52.73 37.08 36.60 11.66 32.78 263 85 PEAK 4 5720.24 52.40 111.34 -58.94 36.89 36.64 11.66 32.79 263 85 PEAK	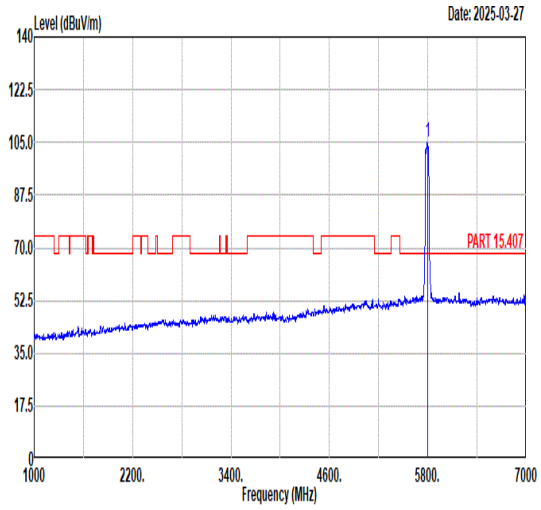 Freq Level Limit Line Margin (dB) Read Level Ant Factor Cable Loss Preamp Factor APos TPos Remark 1 5795.00 104.91 ------ ------ 89.49 36.62 11.62 32.82 263 85 PEAK
Avg	Blank	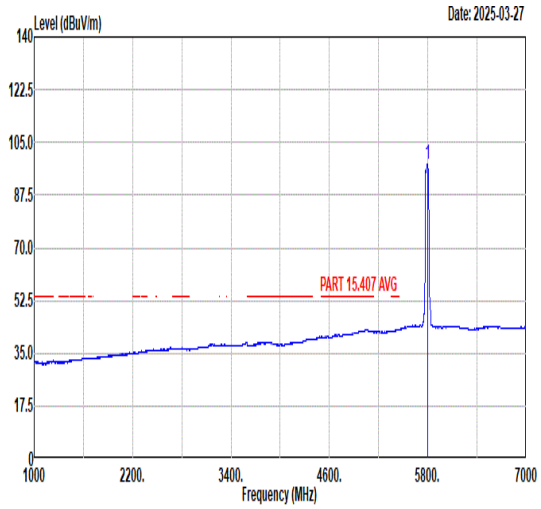 Freq Level Limit Line Margin (dB) Read Level Ant Factor Cable Loss Preamp Factor APos TPos Remark 1 5795.00 97.98 ------ ------ 82.56 36.62 11.62 32.82 263 85 AVERAGE

Mode	27	
	Band Edge - R	
	U-NII-3_5.725-5.85_802.11n HT40_CH159_5795MHz	
ANT	CDD 7+6	
Pol.	Horizontal	Fundamental
Peak	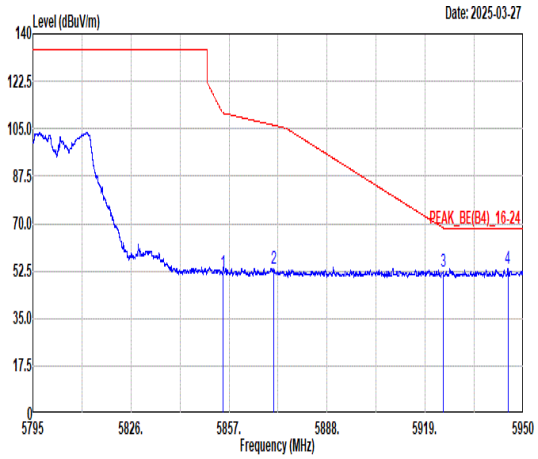 Freq Level Limit Line Margin (dB) Read Level Ant Factor Cable Loss Preamp Factor APos TPos Remark MHz dBuV/m dBuV/m dBuV dB/m dB dB cm deg 1 5854.99 51.63 110.83 -59.20 36.44 36.51 11.52 32.84 263 85 PEAK 2 5871.20 53.40 106.26 -52.86 38.22 36.54 11.49 32.85 263 85 PEAK 3 5924.66 52.29 68.45 -16.16 37.11 36.65 11.40 32.87 263 85 PEAK 4 5945.12 53.47 68.30 -14.83 38.29 36.69 11.37 32.88 263 85 PEAK	Blank

Mode	27	
	Band Edge - L	
	U-NII-3_5.725-5.85_802.11n HT40_CH159_5795MHz	
ANT	CDD 7+6	
Pol.	Vertical	Fundamental
Peak	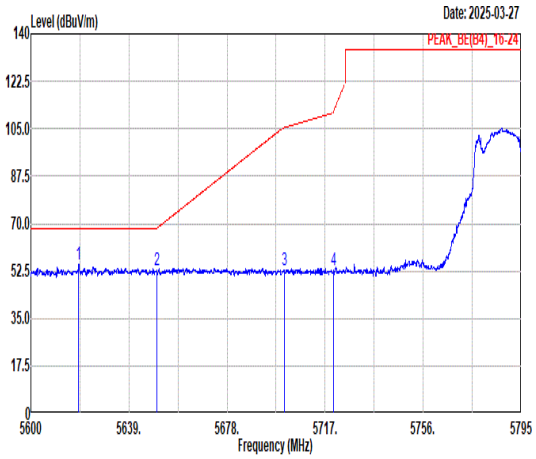 Freq Level Limit Line Margin (dB) Read Level Ant Factor Cable Loss Preamp Factor APos TPos Remark 1 5619.03 54.86 68.30 -13.44 39.53 36.38 11.70 32.75 345 209 PEAK 2 5650.02 52.62 68.31 -15.69 37.19 36.50 11.69 32.76 345 209 PEAK 3 5700.74 52.91 105.41 -52.50 37.43 36.60 11.66 32.78 345 209 PEAK 4 5720.41 53.08 111.74 -58.66 37.57 36.64 11.66 32.79 345 209 PEAK	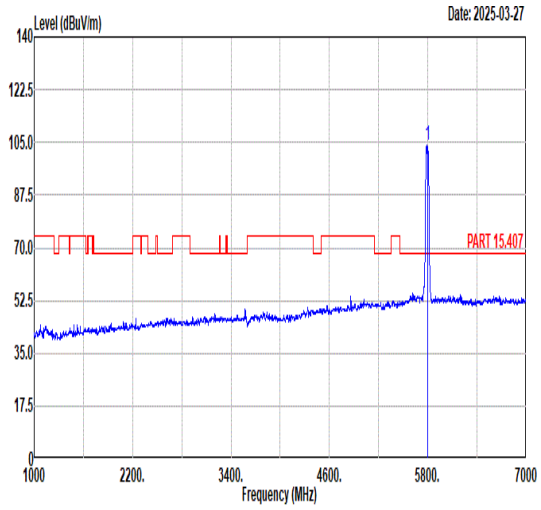 Freq Level Limit Line Margin (dB) Read Level Ant Factor Cable Loss Preamp Factor APos TPos Remark 1 5795.00 104.27 ------ ------ 88.82 36.63 11.63 32.81 345 209 PEAK
Avg	Blank	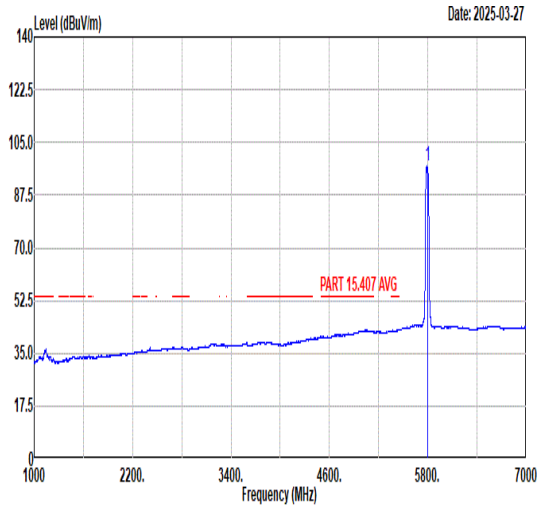 Freq Level Limit Line Margin (dB) Read Level Ant Factor Cable Loss Preamp Factor APos TPos Remark 1 5795.00 97.35 ------ ------ 81.90 36.63 11.63 32.81 345 209 AVERAGE

Mode	27	
	Band Edge - R	
	U-NII-3_5.725-5.85_802.11n HT40_CH159_5795MHz	
ANT	CDD 7+6	
Pol.	Vertical	Fundamental
Peak	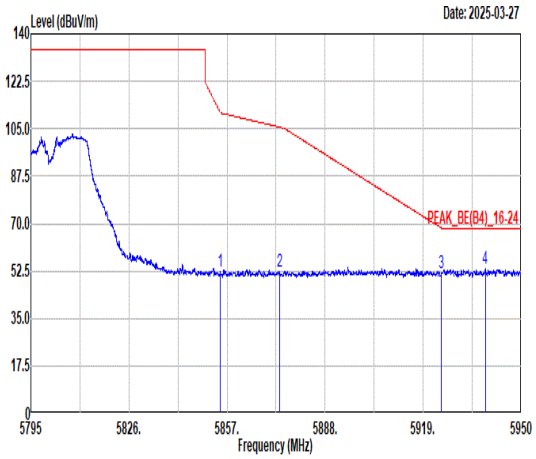 Freq Level Limit Line Margin (dB) Read Level Ant Factor Cable Loss Preamp Factor APos TPos Remark MHz dBuV/m dBuV/m dBuV dB/m dB dB cm deg 1 5854.77 52.13 111.33 -59.20 36.94 36.51 11.52 32.84 345 209 PEAK 2 5873.66 52.11 105.57 -53.46 36.92 36.55 11.49 32.85 345 209 PEAK 3 5924.81 51.80 68.34 -16.54 36.62 36.65 11.40 32.87 345 209 PEAK 4 5938.61 53.18 68.30 -15.12 38.00 36.68 11.38 32.88 345 209 PEAK	Blank

Mode	27	
	Harmonic	
	U-NII-3_5.725-5.85_802.11n HT40_CH159_5795MHz	
ANT	CDD 7+6	
Pol.	Horizontal	Vertical
Peak Avg	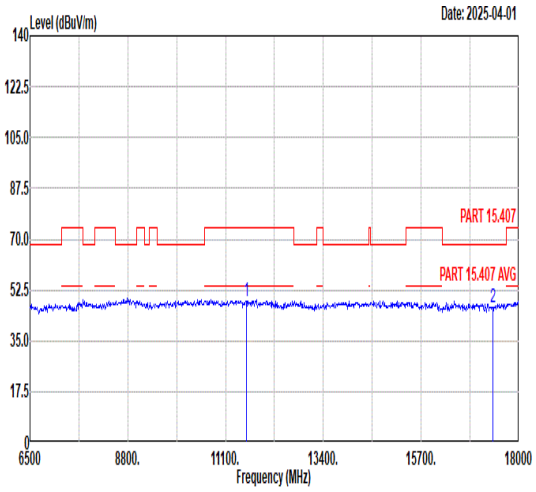 Freq Level Limit Line Margin Read Level Ant Factor Cable Loss Preamp Factor APos TPos Remark MHz dBuV/m dBuV/m dB dBuV dB/m dB dB cm deg 1 11590.00 48.61 74.00 -25.39 45.75 38.20 14.89 50.23 --- --- Peak 2 17385.00 46.39 68.30 -21.91 39.91 42.22 17.61 53.35 --- --- Peak	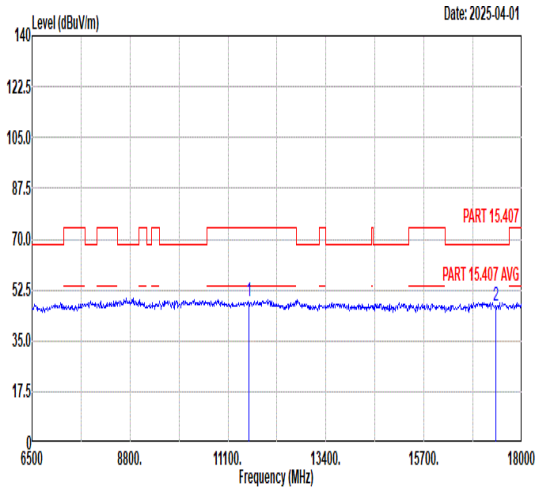 Freq Level Limit Line Margin Read Level Ant Factor Cable Loss Preamp Factor APos TPos Remark MHz dBuV/m dBuV/m dB dBuV dB/m dB dB cm deg 1 11590.00 48.40 74.00 -25.60 45.54 38.20 14.89 50.23 --- --- Peak 2 17385.00 46.89 68.30 -21.41 40.41 42.22 17.61 53.35 --- --- Peak

Mode	28	
	Band Edge - L	
	U-NII-3_5.725-5.85_ 802.11ac VHT80_CH155_5775MHz	
ANT	CDD 7+6	
Pol.	Horizontal	Fundamental
Peak	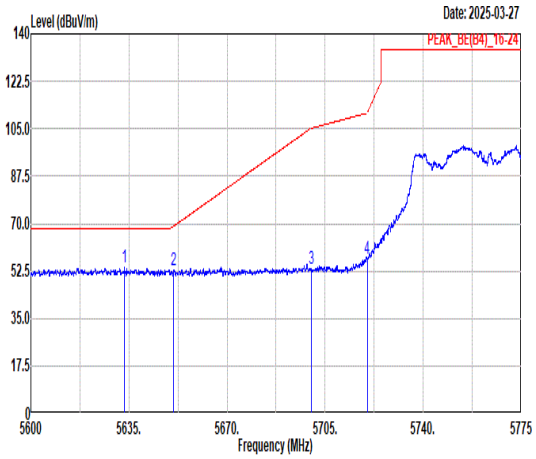 Freq Level Limit Line Margin (dB) Read Level Ant Factor Cable Loss Preamp Factor APos TPos Remark 1 5633.36 53.70 68.30 -14.60 38.32 36.43 11.70 32.75 265 86 PEAK 2 5651.03 52.91 69.06 -16.15 37.48 36.50 11.69 32.76 265 86 PEAK 3 5700.03 53.36 105.21 -51.85 37.88 36.60 11.66 32.78 265 86 PEAK 4 5720.02 56.98 110.83 -53.85 41.47 36.64 11.66 32.79 265 86 PEAK	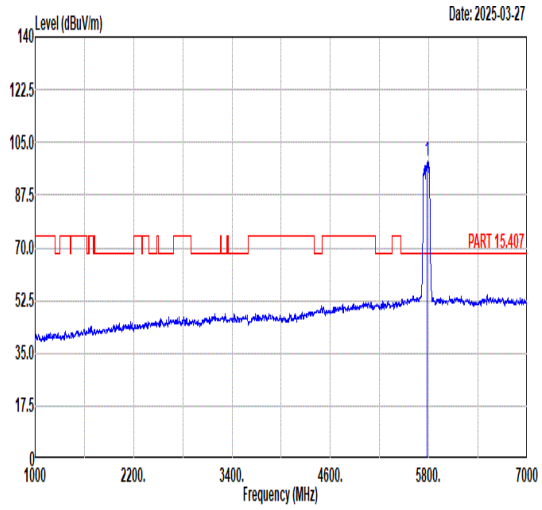 Freq Level Limit Line Margin (dB) Read Level Ant Factor Cable Loss Preamp Factor APos TPos Remark 1 5775.00 98.82 ------ ------ 83.40 36.62 11.62 32.82 265 86 PEAK
Avg	Blank	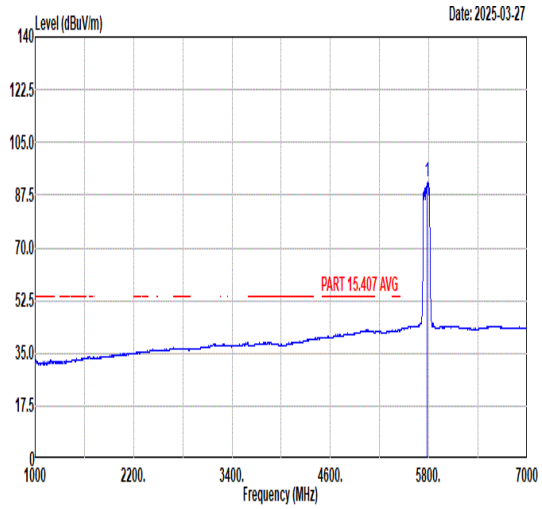 Freq Level Limit Line Margin (dB) Read Level Ant Factor Cable Loss Preamp Factor APos TPos Remark 1 5775.00 92.08 ------ ------ 76.66 36.62 11.62 32.82 265 86 AVERAGE

Mode	28	
	Band Edge - R	
	U-NII-3_5.725-5.85_ 802.11ac VHT80_CH155_5775MHz	
ANT	CDD 7+6	
Pol.	Horizontal	Fundamental
Peak	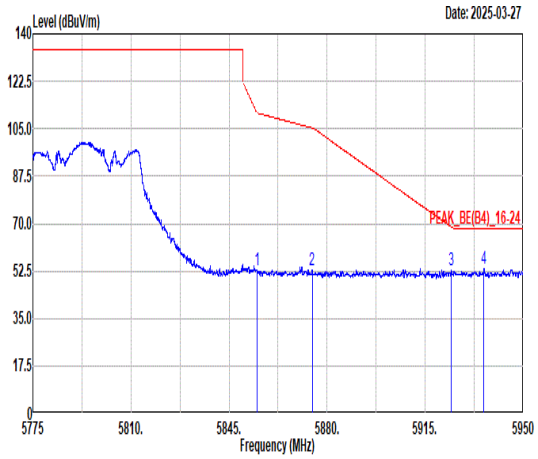 Freq Level Limit Line Margin (dB) Read Level Ant Factor Cable Loss Preamp Factor APos TPos Remark MHz dBuV/m dBuV/m dBuV dB/m dB dB cm deg 1 5854.91 53.08 111.02 -57.94 37.89 36.51 11.52 32.84 265 86 PEAK 2 5874.66 52.87 105.29 -52.42 37.68 36.55 11.49 32.85 265 86 PEAK 3 5924.36 52.59 68.67 -16.08 37.41 36.65 11.40 32.87 265 86 PEAK 4 5935.91 53.20 68.30 -15.10 38.02 36.67 11.38 32.87 265 86 PEAK	Blank

Mode	28	
	Band Edge - L	
	U-NII-3_5.725-5.85_ 802.11ac VHT80_CH155_5775MHz	
ANT	CDD 7+6	
Pol.	Vertical	Fundamental
Peak	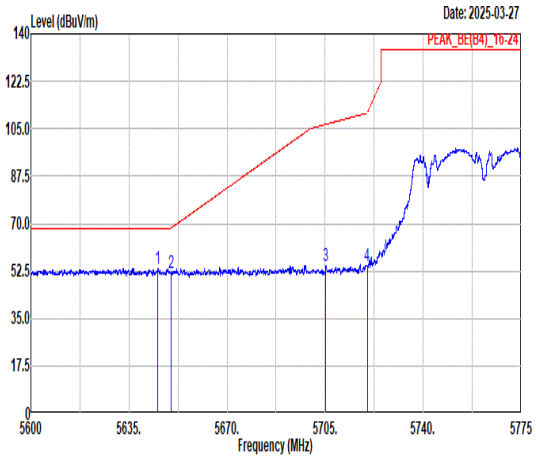 Freq Level Limit Line Margin (dB) Read Level Ant Factor Cable Loss Preamp Factor APos TPos Remark MHz dBuV/m dBuV/m dBuV dB/m dB dB cm deg 1 5645.24 53.49 68.30 -14.81 38.08 36.48 11.69 32.76 282 91 PEAK 2 5650.02 51.98 68.31 -16.33 36.55 36.50 11.69 32.76 282 91 PEAK 3 5705.28 54.40 106.68 -52.28 38.91 36.61 11.66 32.78 282 91 PEAK 4 5720.02 54.55 110.83 -56.28 39.04 36.64 11.66 32.79 282 91 PEAK	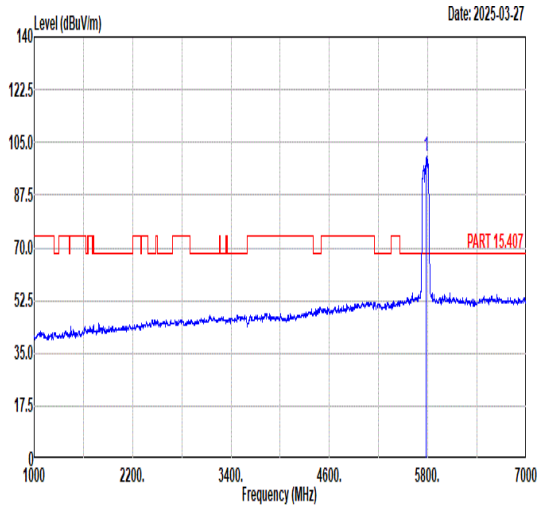 Freq Level Limit Line Margin (dB) Read Level Ant Factor Cable Loss Preamp Factor APos TPos Remark MHz dBuV/m dBuV/m dBuV dB/m dB dB cm deg 1 5775.00 100.20 ------ ------ 84.78 36.62 11.62 32.82 282 91 PEAK
Avg	Blank	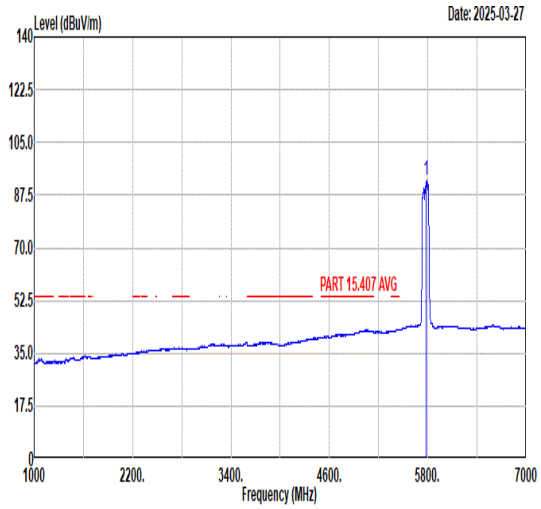 Freq Level Limit Line Margin (dB) Read Level Ant Factor Cable Loss Preamp Factor APos TPos Remark MHz dBuV/m dBuV/m dBuV dB/m dB dB cm deg 1 5775.00 92.30 ------ ------ 76.88 36.62 11.62 32.82 282 91 AVERAGE

Mode	28	
	Band Edge - R	
	U-NII-3_5.725-5.85_ 802.11ac VHT80_CH155_5775MHz	
ANT	CDD 7+6	
Pol.	Vertical	Fundamental
Peak	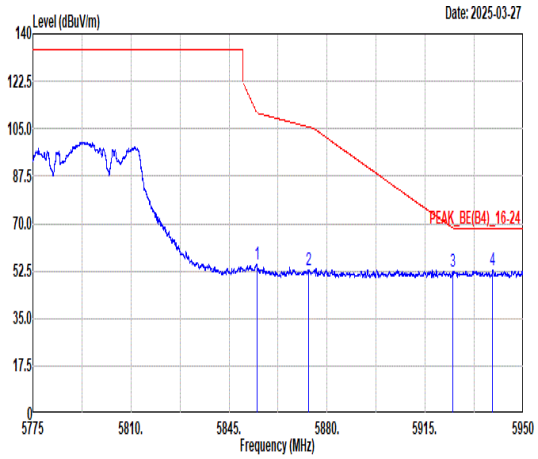 Freq Level Limit Line Margin (dB) Read Level Ant Factor Cable Loss Preamp Factor APos TPos Remark MHz dBuV/m dBuV/m dBuV dB/m dB dB cm deg 1 5854.91 54.90 111.02 -56.12 39.71 36.51 11.52 32.84 282 91 PEAK 2 5873.44 52.92 105.64 -52.72 37.73 36.55 11.49 32.85 282 91 PEAK 3 5924.87 52.16 68.30 -16.14 36.98 36.65 11.40 32.87 282 91 PEAK 4 5939.06 53.01 68.30 -15.29 37.83 36.68 11.38 32.88 282 91 PEAK	Blank

Mode	29	
	Band Edge	
	U-NII-3_5.725-5.85_802.11be EHT20_CH149_Full RU_5745MHz	
ANT	CDD 7+6	
Pol.	Horizontal	Fundamental
Peak	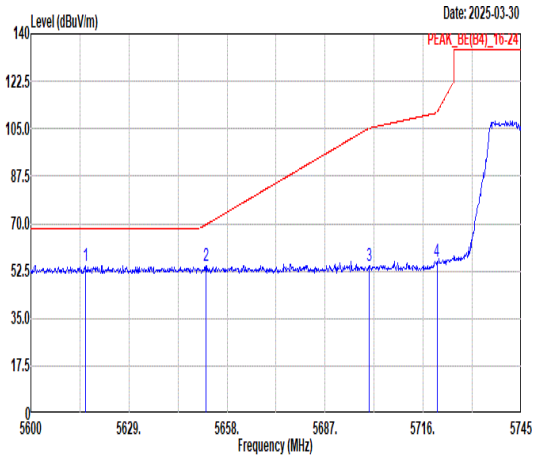 Freq Level Limit Line Margin (dB) Read Level Ant Factor Cable Loss Preamp Factor APos TPos Remark 1 5616.10 54.62 68.30 -13.68 39.31 36.36 11.70 32.75 233 57 PEAK 2 5651.77 54.55 69.61 -15.06 39.12 36.50 11.69 32.76 233 57 PEAK 3 5700.05 54.60 105.21 -50.61 39.12 36.60 11.66 32.78 233 57 PEAK 4 5720.06 56.10 110.94 -54.84 40.59 36.64 11.66 32.79 233 57 PEAK	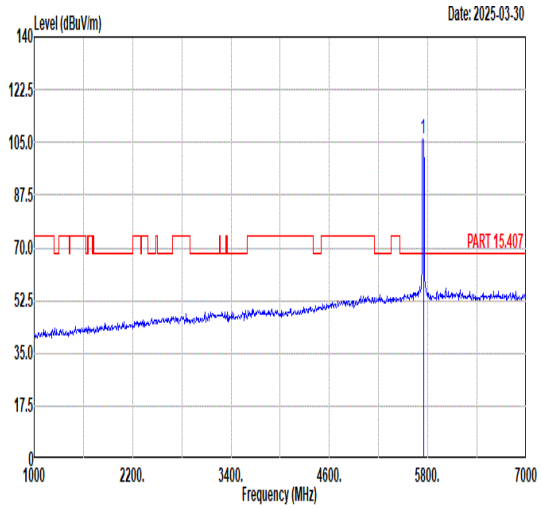 Freq Level Limit Line Margin (dB) Read Level Ant Factor Cable Loss Preamp Factor APos TPos Remark 1 5745.00 106.41 ------ ------ 90.88 36.68 11.65 32.80 233 57 PEAK
Avg	Blank	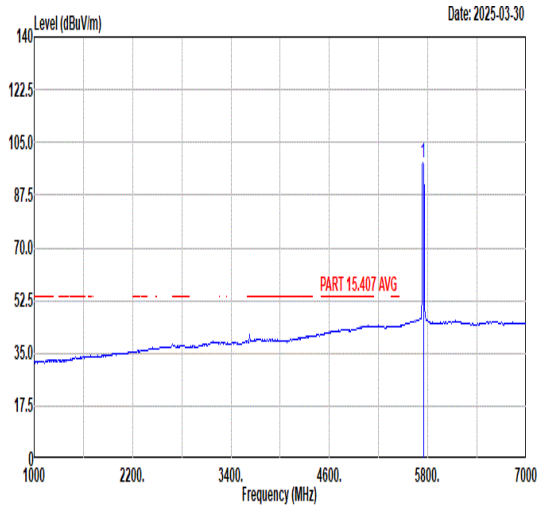 Freq Level Limit Line Margin (dB) Read Level Ant Factor Cable Loss Preamp Factor APos TPos Remark 1 5745.00 98.39 ------ ------ 82.86 36.68 11.65 32.80 233 57 AVERAGE

Mode	29	
	Band Edge	
	U-NII-3_5.725-5.85_802.11be EHT20_CH149_Full RU_5745MHz	
ANT	CDD 7+6	
Pol.	Vertical	Fundamental
Peak	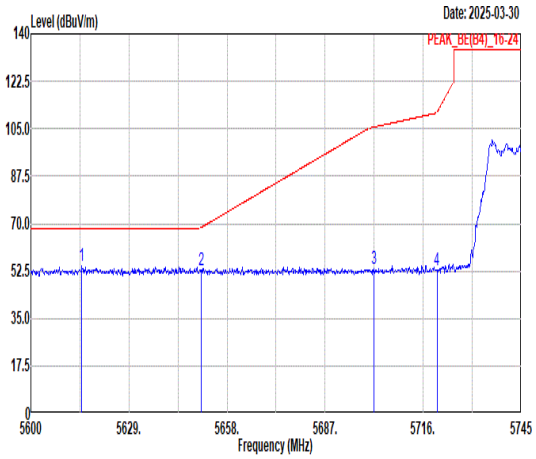 Freq Level Limit Line Margin (dB) Read Level Ant Factor Cable Loss Preamp Factor APos TPos Remark 1 5615.08 54.25 68.30 -14.05 38.94 36.36 11.70 32.75 205 17 PEAK 2 5650.46 53.06 68.64 -15.58 37.63 36.50 11.69 32.76 205 17 PEAK 3 5701.36 53.49 105.58 -52.09 38.01 36.60 11.66 32.78 205 17 PEAK 4 5720.06 52.84 110.94 -58.10 37.33 36.64 11.66 32.79 205 17 PEAK	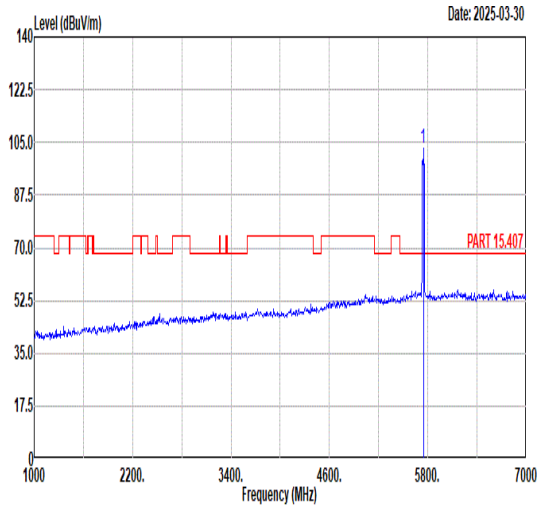 Freq Level Limit Line Margin (dB) Read Level Ant Factor Cable Loss Preamp Factor APos TPos Remark 1 5745.00 103.07 ------ ------ 87.53 36.70 11.64 32.80 205 17 PEAK
Avg	Blank	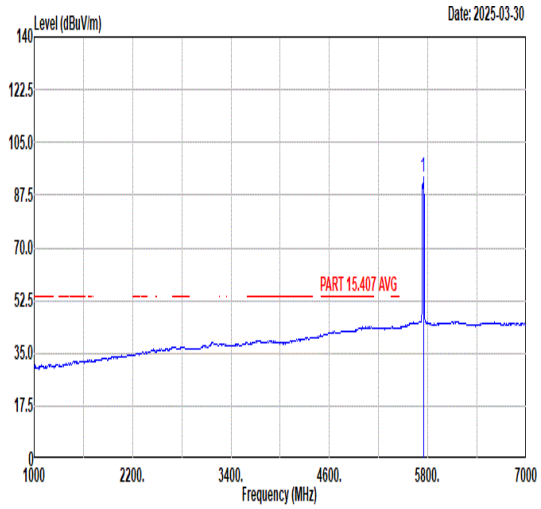 Freq Level Limit Line Margin (dB) Read Level Ant Factor Cable Loss Preamp Factor APos TPos Remark 1 5745.00 93.67 ------ ------ 78.13 36.70 11.64 32.80 205 17 AVERAGE

Mode	29	
	Harmonic	
	U-NII-3_5.725-5.85_802.11be EHT20_CH149_Full RU_5745MHz	
ANT	CDD 7+6	
Pol.	Horizontal	Vertical
Peak Avg	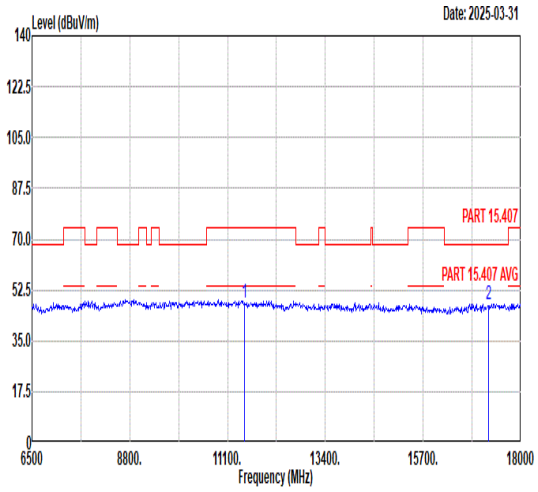 Freq Level Limit Line Margin Read Level Ant Factor Cable Loss Preamp Factor APos TPos Remark MHz dBuV/m dBuV/m dB dBuV dB/m dB dB cm deg 1 11490.00 47.88 74.00 -26.12 45.16 38.20 14.83 50.31 --- --- Peak 2 17235.00 47.42 68.30 -20.88 40.18 42.69 17.57 53.02 --- --- Peak	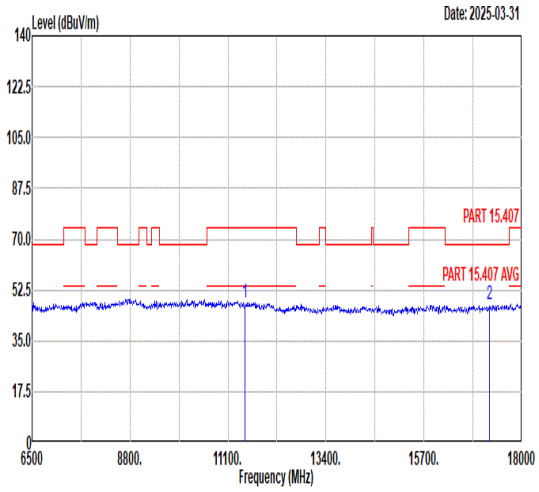 Freq Level Limit Line Margin Read Level Ant Factor Cable Loss Preamp Factor APos TPos Remark MHz dBuV/m dBuV/m dB dBuV dB/m dB dB cm deg 1 11490.00 48.03 74.00 -25.97 45.31 38.20 14.83 50.31 --- --- Peak 2 17235.00 47.33 68.30 -20.97 40.09 42.69 17.57 53.02 --- --- Peak

Mode	30	
	Harmonic	
	U-NII-3_5.725-5.85_802.11be EHT20_CH157_Full RU_5785MHz	
ANT	CDD 7+6	
Pol.	Horizontal	Vertical
Peak Avg	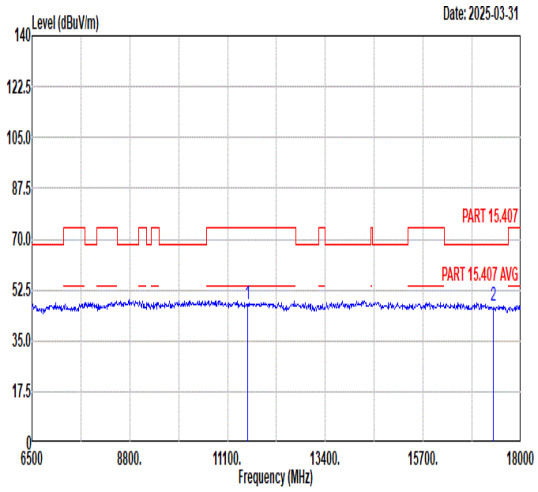 Freq Level Limit Line Margin Read Level Ant Factor Cable Loss Preamp Factor APos TPos Remark MHz dBuV/m dBuV/m dB dBuV dB/m dB dB cm deg 1 11570.00 47.56 74.00 -26.44 44.72 38.20 14.88 50.24 --- --- Peak 2 17355.00 47.04 68.30 -21.26 40.48 42.24 17.60 53.28 --- --- Peak	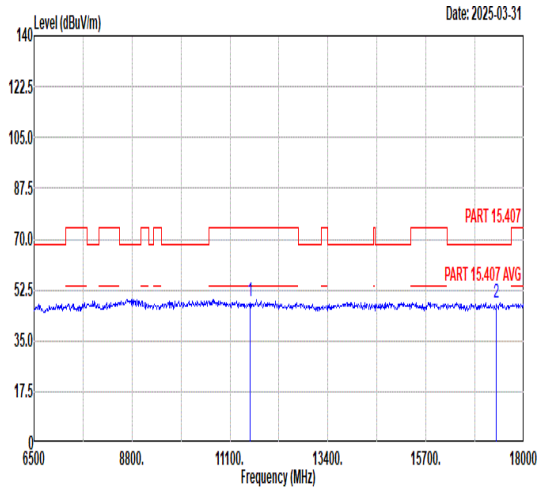 Freq Level Limit Line Margin Read Level Ant Factor Cable Loss Preamp Factor APos TPos Remark MHz dBuV/m dBuV/m dB dBuV dB/m dB dB cm deg 1 11570.00 48.65 74.00 -25.35 45.81 38.20 14.88 50.24 --- --- Peak 2 17355.00 47.86 68.30 -20.44 41.30 42.24 17.60 53.28 --- --- Peak

Mode	31	
	Band Edge	
	U-NII-3_5.725-5.85_802.11be EHT20_CH165_Full RU_5825MHz	
ANT	CDD 7+6	
Pol.	Horizontal	Fundamental
Peak	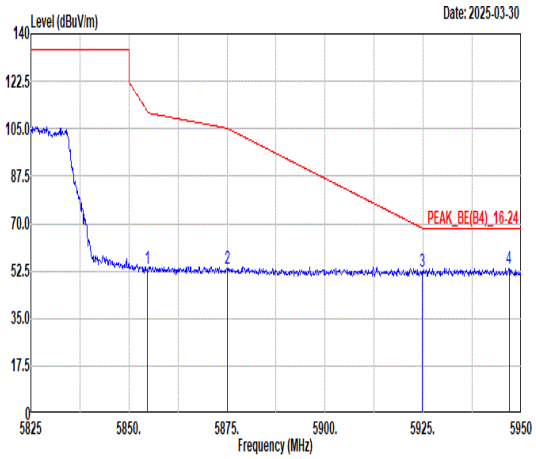 Freq Level Limit Line Margin (dB) Read Level Ant Factor Cable Loss Preamp Factor APos TPos Remark 1 5854.75 53.54 111.37 -57.83 38.35 36.51 11.52 32.84 225 56 PEAK 2 5875.00 53.37 105.20 -51.83 38.18 36.55 11.49 32.85 225 56 PEAK 3 5924.75 52.48 68.38 -15.90 37.30 36.65 11.40 32.87 225 56 PEAK 4 5946.88 53.48 68.30 -14.82 38.30 36.69 11.37 32.88 225 56 PEAK	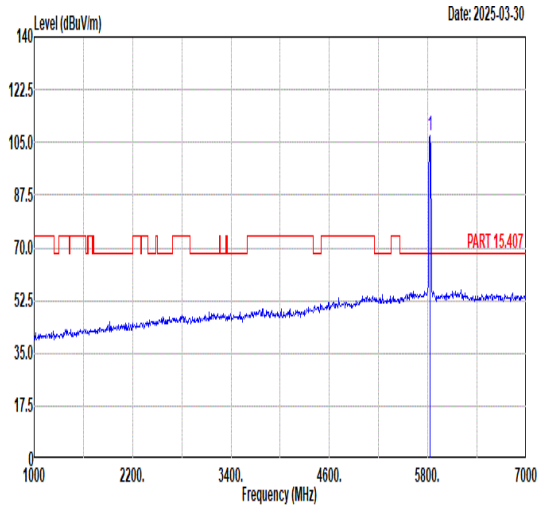 Freq Level Limit Line Margin (dB) Read Level Ant Factor Cable Loss Preamp Factor APos TPos Remark 1 5825.00 107.32 ------ ------ 92.03 36.55 11.57 32.83 225 56 PEAK
Avg	Blank	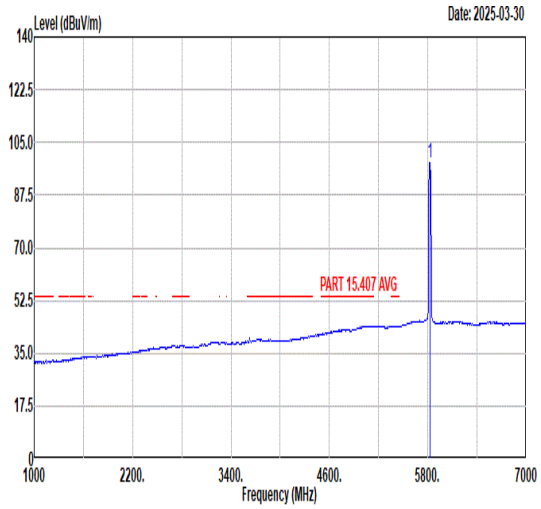 Freq Level Limit Line Margin (dB) Read Level Ant Factor Cable Loss Preamp Factor APos TPos Remark 1 5825.00 98.31 ------ ------ 83.00 36.56 11.58 32.83 225 56 AVERAGE

Mode	31	
	Band Edge	
	U-NII-3_5.725-5.85_802.11be EHT20_CH165_Full RU_5825MHz	
ANT	CDD 7+6	
Pol.	Vertical	Fundamental
Peak	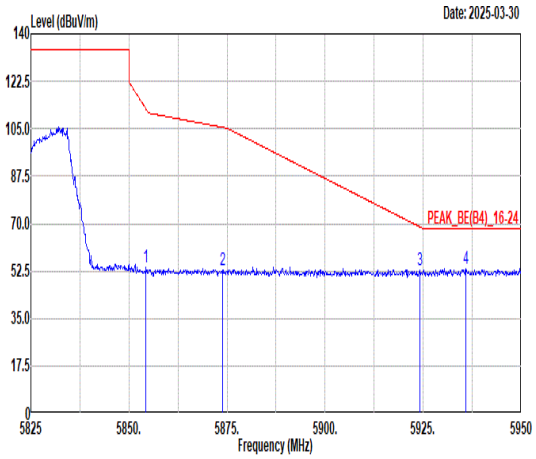 Freq Level Limit Line Margin (dB) Read Level Ant Factor Cable Loss Preamp Factor APos TPos Remark 1 5854.38 54.08 112.22 -58.14 38.89 36.51 11.52 32.84 205 16 PEAK 2 5873.88 52.96 105.51 -52.55 37.77 36.55 11.49 32.85 205 16 PEAK 3 5924.13 52.90 68.84 -15.94 37.72 36.65 11.40 32.87 205 16 PEAK 4 5935.88 53.61 68.30 -14.69 38.43 36.67 11.38 32.87 205 16 PEAK	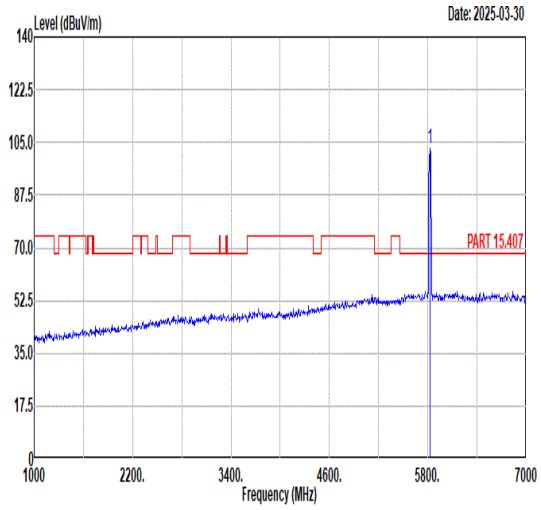 Freq Level Limit Line Margin (dB) Read Level Ant Factor Cable Loss Preamp Factor APos TPos Remark 1 5825.00 102.86 ------ ------ 87.59 36.54 11.56 32.83 205 16 PEAK
Avg	Blank	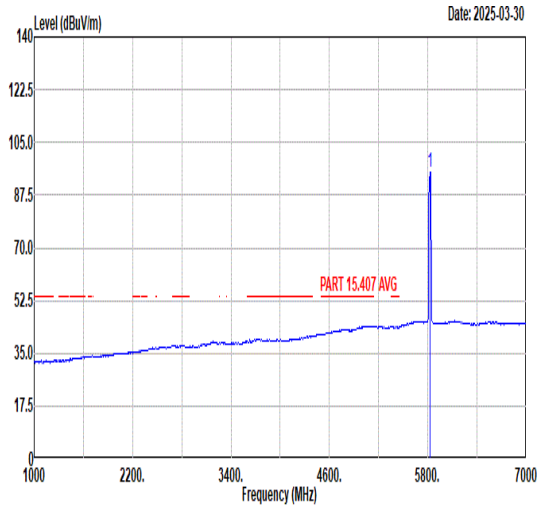 Freq Level Limit Line Margin (dB) Read Level Ant Factor Cable Loss Preamp Factor APos TPos Remark 1 5825.00 95.14 ------ ------ 79.89 36.53 11.55 32.83 205 16 AVERAGE

Mode	31	
	Harmonic	
	U-NII-3_5.725-5.85_802.11be EHT20_CH165_Full RU_5825MHz	
ANT	CDD 7+6	
Pol.	Horizontal	Vertical
Peak Avg	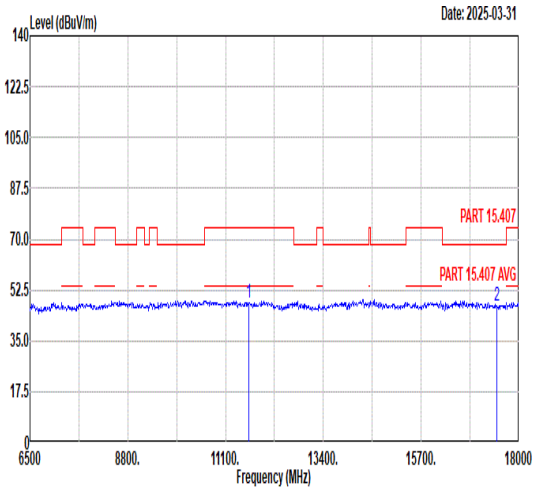 Freq Level Limit Line Margin Read Level Ant Factor Cable Loss Preamp Factor APos TPos Remark MHz dBuV/m dBuV/m dB dBuV dB/m dB dB cm deg 1 11650.00 47.98 74.00 -26.02 45.03 38.20 14.93 50.18 --- --- Peak 2 17475.00 47.12 68.30 -21.18 40.68 42.35 17.63 53.54 --- --- Peak	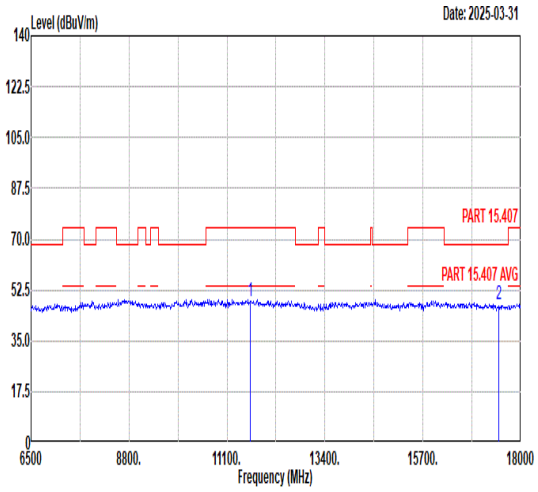 Freq Level Limit Line Margin Read Level Ant Factor Cable Loss Preamp Factor APos TPos Remark MHz dBuV/m dBuV/m dB dBuV dB/m dB dB cm deg 1 11650.00 48.46 74.00 -25.54 45.51 38.20 14.93 50.18 --- --- Peak 2 17475.00 47.75 68.30 -20.55 41.31 42.35 17.63 53.54 --- --- Peak

Mode	32	
	Band Edge - L	
	U-NII-3_5.725-5.85_802.11be EHT40_CH151_Full RU_5755MHz	
ANT	CDD 7+6	
Pol.	Horizontal	Fundamental
Peak	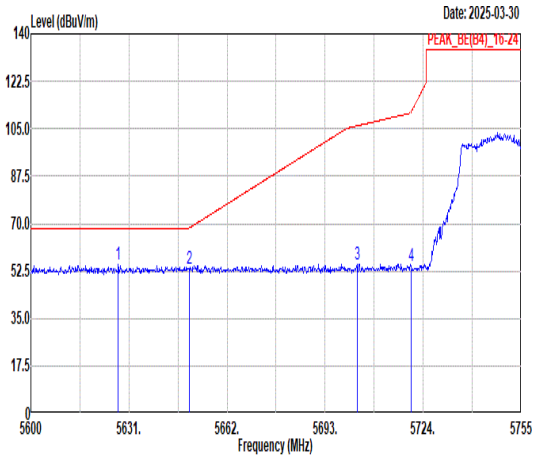 Freq Level Limit Line Margin (dB) Read Level Ant Factor Cable Loss Preamp Factor APos TPos Remark 1 5627.59 55.12 68.30 -13.18 39.76 36.41 11.70 32.75 234 24 PEAK 2 5650.07 53.47 68.35 -14.88 38.04 36.50 11.69 32.76 234 24 PEAK 3 5703.08 55.08 106.06 -50.98 39.59 36.61 11.66 32.78 234 24 PEAK 4 5720.13 54.35 111.09 -56.74 38.84 36.64 11.66 32.79 234 24 PEAK	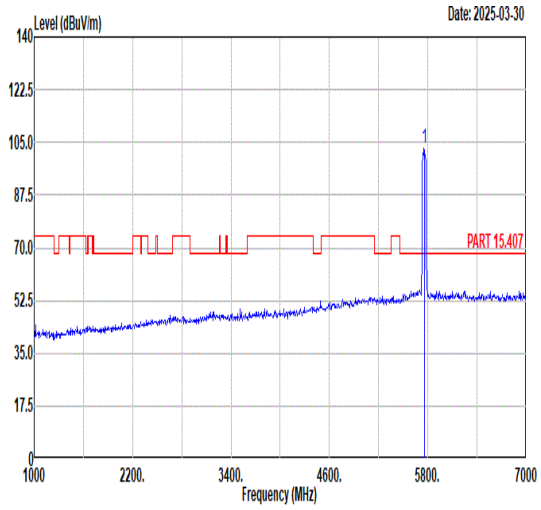 Freq Level Limit Line Margin (dB) Read Level Ant Factor Cable Loss Preamp Factor APos TPos Remark 1 5755.00 102.98 ------ ------ 87.45 36.69 11.64 32.80 234 24 PEAK
Avg	Blank	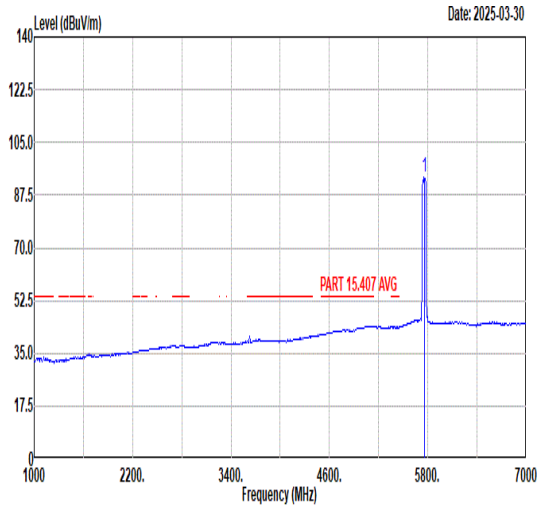 Freq Level Limit Line Margin (dB) Read Level Ant Factor Cable Loss Preamp Factor APos TPos Remark 1 5755.00 93.59 ------ ------ 78.06 36.69 11.64 32.80 234 24 AVERAGE

Mode	32	
	Band Edge - R	
	U-NII-3_5.725-5.85_802.11be EHT40_CH151_Full RU_5755MHz	
ANT	CDD 7+6	
Pol.	Horizontal	Fundamental
Peak	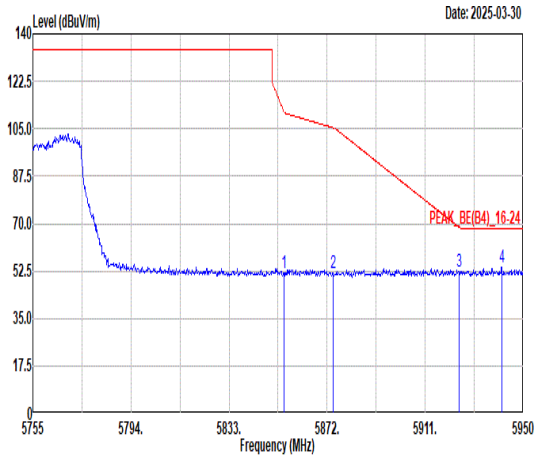 Freq Level Limit Line Margin (dB) Read Level Ant Factor Cable Loss Preamp Factor APos TPos Remark MHz dBuV/m dBuV/m dBuV dB/m dB dB cm deg 1 5854.84 51.74 111.17 -59.43 36.55 36.51 11.52 32.84 234 24 PEAK 2 5874.34 51.84 105.38 -53.54 36.65 36.55 11.49 32.85 234 24 PEAK 3 5924.46 52.29 68.60 -16.31 37.11 36.65 11.40 32.87 234 24 PEAK 4 5941.42 54.15 68.30 -14.15 38.97 36.68 11.38 32.88 234 24 PEAK	Blank

Mode	32	
	Band Edge - L	
	U-NII-3_5.725-5.85_802.11be EHT40_CH151_Full RU_5755MHz	
ANT	CDD 7+6	
Pol.	Vertical	Fundamental
Peak	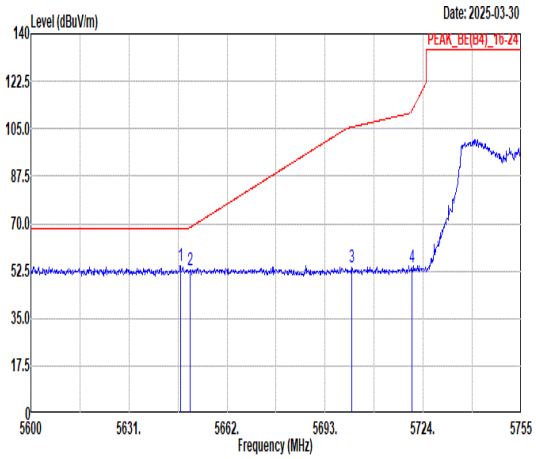 Freq Level Limit Line Margin (dB) Read Level Ant Factor Cable Loss Preamp Factor APos TPos Remark 1 5647.28 54.60 68.30 -13.70 39.18 36.49 11.69 32.76 180 14 PEAK 2 5650.22 52.82 68.46 -15.64 37.39 36.50 11.69 32.76 180 14 PEAK 3 5701.53 53.81 105.63 -51.82 38.33 36.60 11.66 32.78 180 14 PEAK 4 5720.44 54.03 111.79 -57.76 38.52 36.64 11.66 32.79 180 14 PEAK	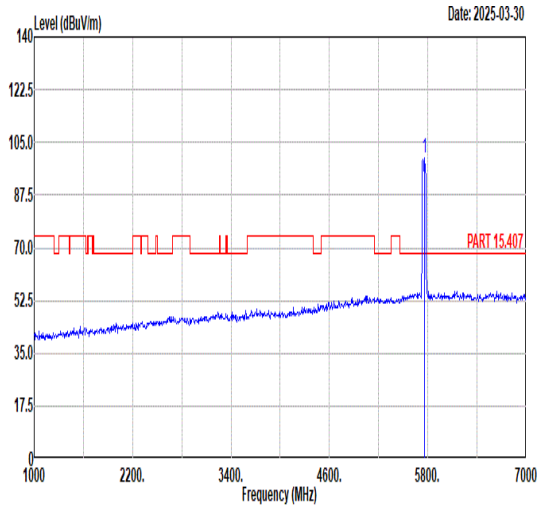 Freq Level Limit Line Margin (dB) Read Level Ant Factor Cable Loss Preamp Factor APos TPos Remark 1 5755.00 99.71 ------ ------ 84.21 36.67 11.64 32.81 180 14 PEAK
Avg	Blank	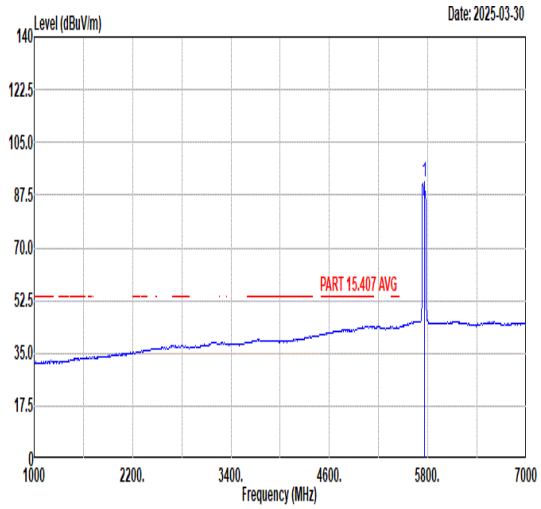 Freq Level Limit Line Margin (dB) Read Level Ant Factor Cable Loss Preamp Factor APos TPos Remark 1 5755.00 91.80 ------ ------ 76.28 36.68 11.64 32.80 180 14 AVERAGE

Mode	32	
	Band Edge - R	
	U-NII-3_5.725-5.85_802.11be EHT40_CH151_Full RU_5755MHz	
ANT	CDD 7+6	
Pol.	Vertical	Fundamental
Peak	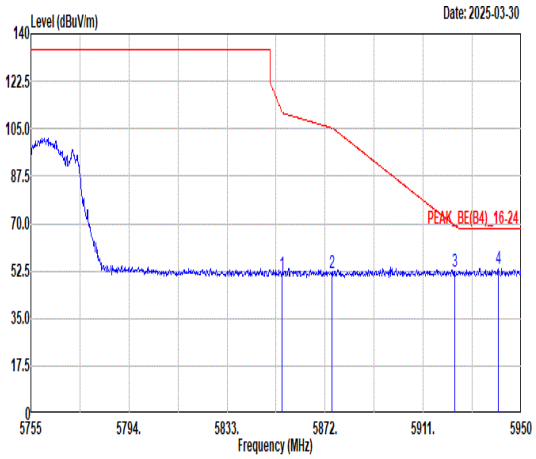 Freq Level Limit Line Margin (dB) Read Level Ant Factor Cable Loss Preamp Factor APos TPos Remark MHz dBuV/m dBuV/m dBuV dB/m dB dB cm deg 1 5854.84 51.30 111.17 -59.87 36.11 36.51 11.52 32.84 180 14 PEAK 2 5874.73 51.95 105.28 -53.33 36.76 36.55 11.49 32.85 180 14 PEAK 3 5923.48 52.46 69.32 -16.86 37.27 36.65 11.41 32.87 180 14 PEAK 4 5940.84 53.58 68.30 -14.72 38.40 36.68 11.38 32.88 180 14 PEAK	Blank

Mode	32	
	Harmonic	
	U-NII-3_5.725-5.85_802.11be EHT40_CH151_Full RU_5755MHz	
ANT	CDD 7+6	
Pol.	Horizontal	Vertical
Peak Avg	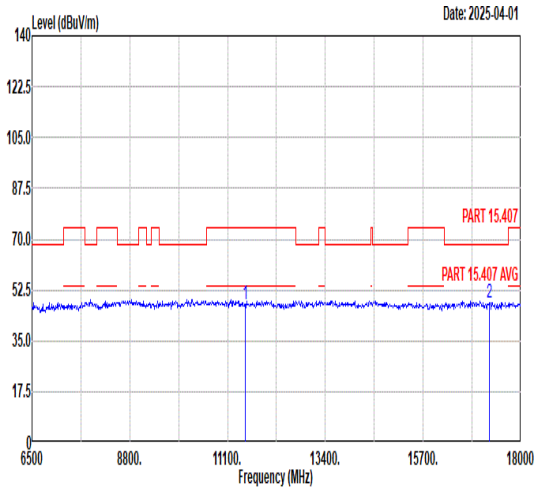 Freq Level Limit Line Margin Read Level Ant Factor Cable Loss Preamp Factor APos TPos Remark MHz dBuV/m dBuV/m dB dBuV dB/m dB dB cm deg 1 11510.00 47.72 74.00 -26.28 44.96 38.20 14.85 50.29 --- --- Peak 2 17265.00 48.15 68.30 -20.15 41.14 42.51 17.58 53.08 --- --- Peak	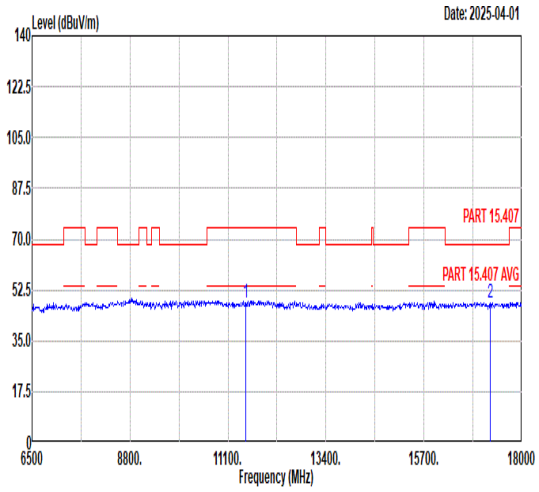 Freq Level Limit Line Margin Read Level Ant Factor Cable Loss Preamp Factor APos TPos Remark MHz dBuV/m dBuV/m dB dBuV dB/m dB dB cm deg 1 11510.00 48.16 74.00 -25.84 45.40 38.20 14.85 50.29 --- --- Peak 2 17265.00 47.99 68.30 -20.31 40.98 42.51 17.58 53.08 --- --- Peak

Mode	33	
	Band Edge - L	
	U-NII-3_5.725-5.85_802.11be EHT40_CH159_Full RU_5795MHz	
ANT	CDD 7+6	
Pol.	Horizontal	Fundamental
Peak	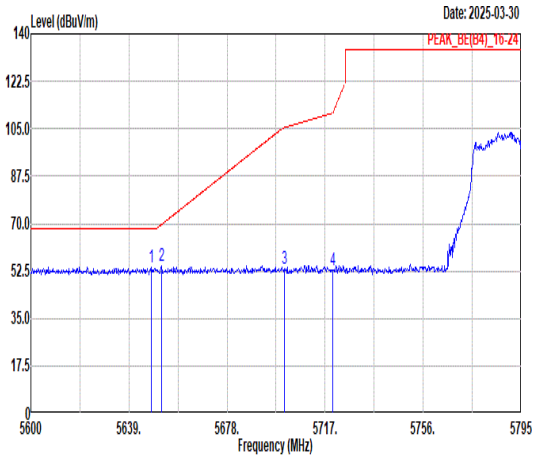 Freq Level Limit Line Margin (dB) Read Level Ant Factor Cable Loss Preamp Factor APos TPos Remark MHz dBuV/m dBuV/m dBuV dB/m dB dB cm deg 1 5647.97 54.09 68.30 -14.21 38.67 36.49 11.69 32.76 234 24 PEAK 2 5651.87 54.61 69.69 -15.08 39.18 36.50 11.69 32.76 234 24 PEAK 3 5700.82 53.47 105.43 -51.96 37.99 36.60 11.66 32.78 234 24 PEAK 4 5720.12 52.68 111.07 -58.39 37.17 36.64 11.66 32.79 234 24 PEAK	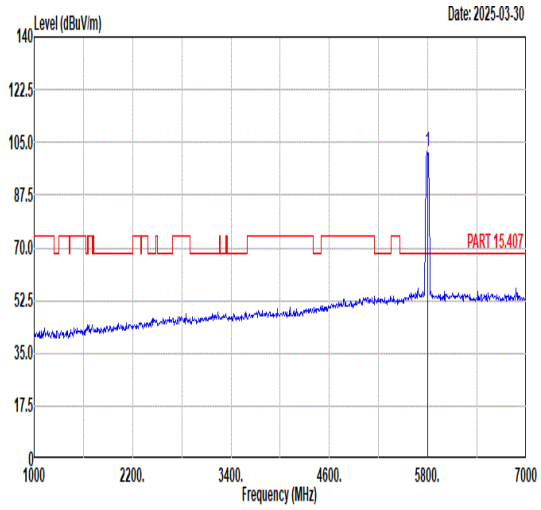 Freq Level Limit Line Margin (dB) Read Level Ant Factor Cable Loss Preamp Factor APos TPos Remark MHz dBuV/m dBuV/m dBuV dB/m dB dB cm deg 1 5795.00 101.82 ------ ------ 86.40 36.62 11.62 32.82 234 24 PEAK
Avg	Blank	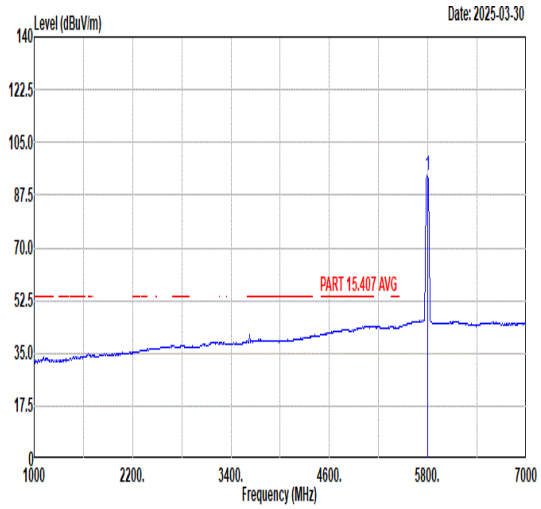 Freq Level Limit Line Margin (dB) Read Level Ant Factor Cable Loss Preamp Factor APos TPos Remark MHz dBuV/m dBuV/m dBuV dB/m dB dB cm deg 1 5795.00 93.83 ------ ------ 78.41 36.62 11.62 32.82 234 24 AVERAGE

Mode	33	
	Band Edge - R	
	U-NII-3_5.725-5.85_802.11be EHT40_CH159_Full RU_5795MHz	
ANT	CDD 7+6	
Pol.	Horizontal	Fundamental
Peak	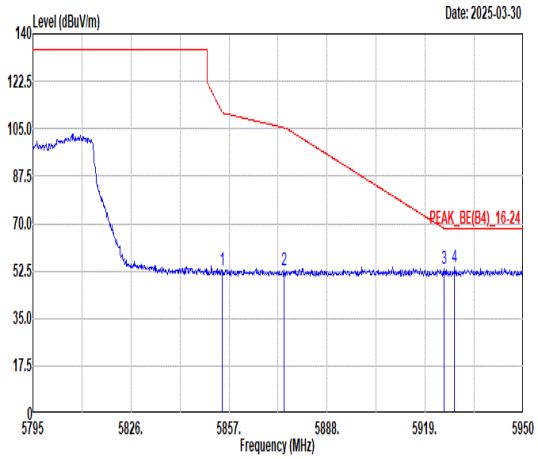 Limit Margin Read Ant Cable Preamp APos TPos Freq Level Line (dB) Level Factor Loss Factor Remark MHz dBuV/m dBuV/m dBuV dB/m dB dB cm deg 1 5854.83 52.68 111.19 -58.51 37.49 36.51 11.52 32.84 234 24 PEAK 2 5874.36 52.60 105.38 -52.78 37.41 36.55 11.49 32.85 234 24 PEAK 3 5924.89 53.10 68.28 -15.18 37.92 36.65 11.40 32.87 234 24 PEAK 4 5928.30 53.74 68.30 -14.56 38.55 36.66 11.40 32.87 234 24 PEAK	Blank

Mode	33	
	Band Edge - L	
	U-NII-3_5.725-5.85_802.11be EHT40_CH159_Full RU_5795MHz	
ANT	CDD 7+6	
Pol.	Vertical	Fundamental
Peak	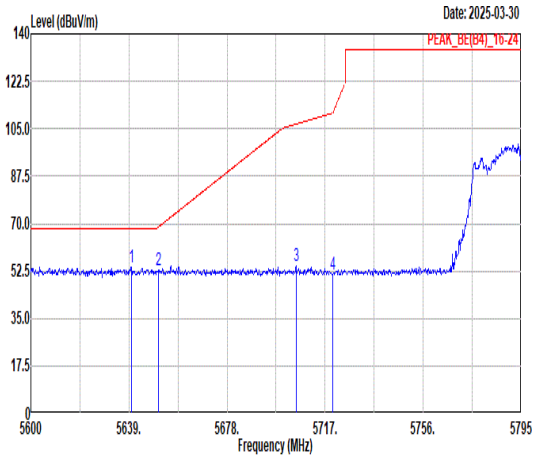 Freq Level Limit Line Margin (dB) Read Level Ant Factor Cable Loss Preamp Factor APos TPos Remark 1 5639.98 53.85 68.30 -14.45 38.46 36.46 11.69 32.76 178 13 PEAK 2 5650.70 52.72 68.82 -16.10 37.29 36.50 11.69 32.76 178 13 PEAK 3 5705.50 54.50 106.74 -52.24 39.01 36.61 11.66 32.78 178 13 PEAK 4 5720.12 51.46 111.07 -59.61 35.95 36.64 11.66 32.79 178 13 PEAK	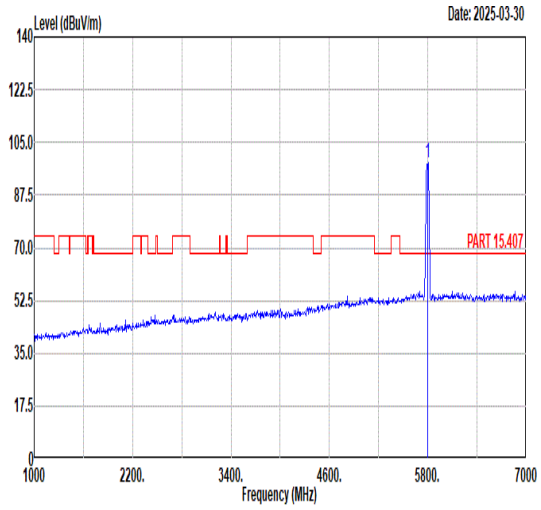 Freq Level Limit Line Margin (dB) Read Level Ant Factor Cable Loss Preamp Factor APos TPos Remark 1 5795.00 98.21 ------ ------ 82.84 36.59 11.60 32.82 178 13 PEAK
Avg	Blank	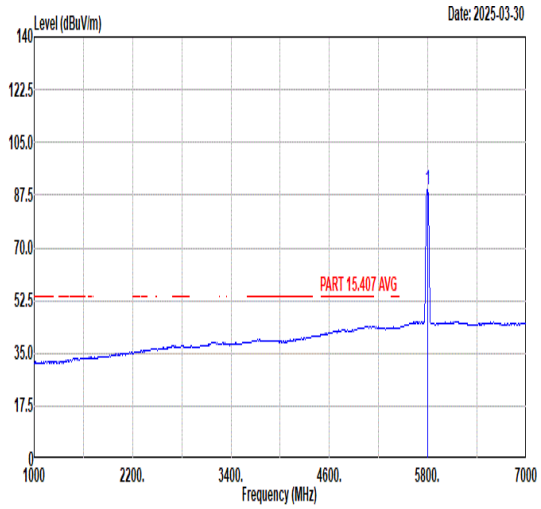 Freq Level Limit Line Margin (dB) Read Level Ant Factor Cable Loss Preamp Factor APos TPos Remark 1 5795.00 89.16 ------ ------ 73.74 36.62 11.62 32.82 178 13 AVERAGE

Mode	33	
	Band Edge - R	
	U-NII-3_5.725-5.85_802.11be EHT40_CH159_Full RU_5795MHz	
ANT	CDD 7+6	
Pol.	Vertical	Fundamental
Peak	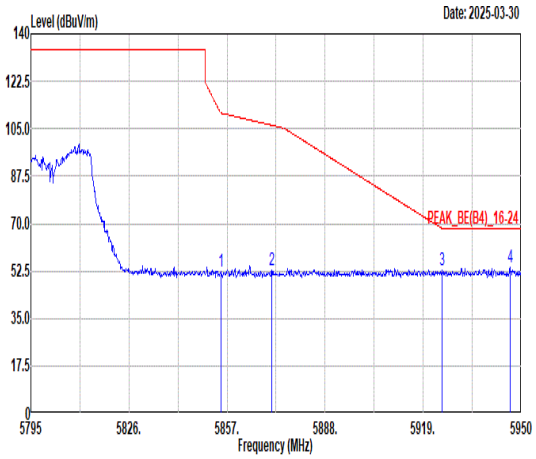 Freq Level Limit Line Margin (dB) Read Level Ant Factor Cable Loss Preamp Factor APos TPos Remark MHz dBuV/m dBuV/m dBuV dB/m dB dB cm deg 1 5854.99 52.49 110.83 -58.34 37.30 36.51 11.52 32.84 178 13 PEAK 2 5871.11 52.83 106.29 -53.46 37.65 36.54 11.49 32.85 178 13 PEAK 3 5924.89 52.96 68.28 -15.32 37.78 36.65 11.40 32.87 178 13 PEAK 4 5946.44 54.07 68.30 -14.23 38.89 36.69 11.37 32.88 178 13 PEAK	Blank

Mode	33	
	Harmonic	
	U-NII-3_5.725-5.85_802.11be EHT40_CH159_Full RU_5795MHz	
ANT	CDD 7+6	
Pol.	Horizontal	Vertical
Peak Avg	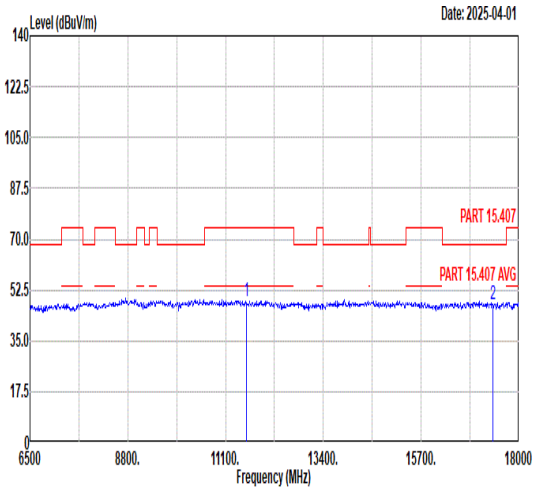 Freq Level Limit Line Margin Read Level Ant Factor Cable Loss Preamp Factor APos TPos Remark MHz dBuV/m dBuV/m dB dBuV dB/m dB dB cm deg 1 11590.00 48.35 74.00 -25.65 45.49 38.20 14.89 50.23 --- --- Peak 2 17385.00 47.49 68.30 -20.81 41.01 42.22 17.61 53.35 --- --- Peak	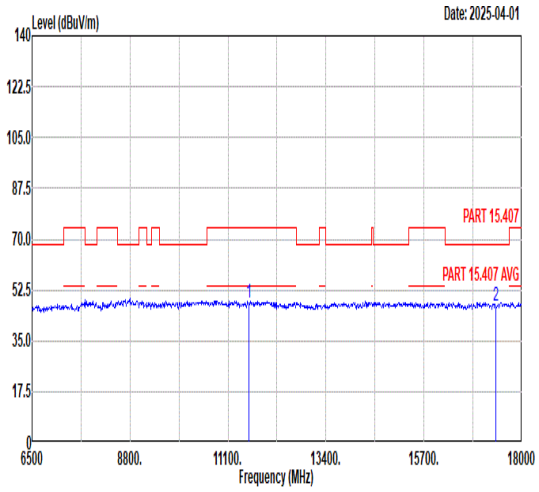 Freq Level Limit Line Margin Read Level Ant Factor Cable Loss Preamp Factor APos TPos Remark MHz dBuV/m dBuV/m dB dBuV dB/m dB dB cm deg 1 11590.00 48.10 74.00 -25.90 45.24 38.20 14.89 50.23 --- --- Peak 2 17385.00 47.03 68.30 -21.27 40.55 42.22 17.61 53.35 --- --- Peak

Mode	34	
	Band Edge - L	
	U-NII-3_5.725-5.85_802.11be EHT80_CH155_Full RU_5775MHz	
ANT	CDD 7+6	
Pol.	Horizontal	Fundamental
Peak	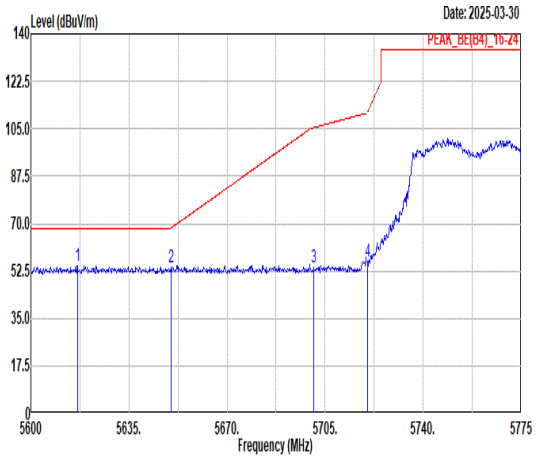 Freq Level Limit Line Margin (dB) Read Level Ant Factor Cable Loss Preamp Factor APos TPos Remark MHz dBuV/m dBuV/m dBuV dB/m dB dB cm deg 1 5616.63 54.58 68.30 -13.72 39.26 36.37 11.70 32.75 229 21 PEAK 2 5650.05 53.71 68.34 -14.63 38.28 36.50 11.69 32.76 229 21 PEAK 3 5700.98 53.71 105.47 -51.76 38.23 36.60 11.66 32.78 229 21 PEAK 4 5720.05 56.07 110.91 -54.84 40.56 36.64 11.66 32.79 229 21 PEAK	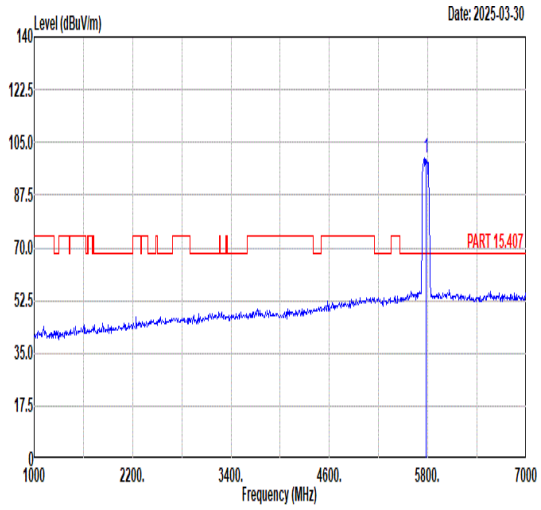 Freq Level Limit Line Margin (dB) Read Level Ant Factor Cable Loss Preamp Factor APos TPos Remark MHz dBuV/m dBuV/m dBuV dB/m dB dB cm deg 1 5775.00 100.07 ------ ------ 84.57 36.67 11.64 32.81 229 21 PEAK
Avg	Blank	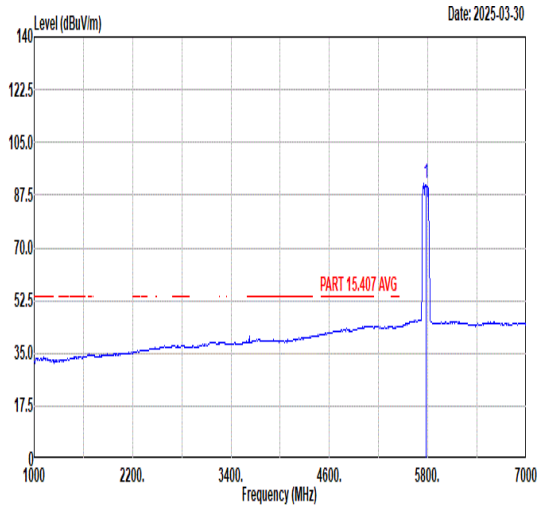 Freq Level Limit Line Margin (dB) Read Level Ant Factor Cable Loss Preamp Factor APos TPos Remark MHz dBuV/m dBuV/m dBuV dB/m dB dB cm deg 1 5775.00 91.20 ------ ------ 75.67 36.69 11.64 32.80 229 21 AVERAGE

Mode	34	
	Band Edge - R	
	U-NII-3_5.725-5.85_802.11be EHT80_CH155_Full RU_5775MHz	
ANT	CDD 7+6	
Pol.	Horizontal	Fundamental
Peak	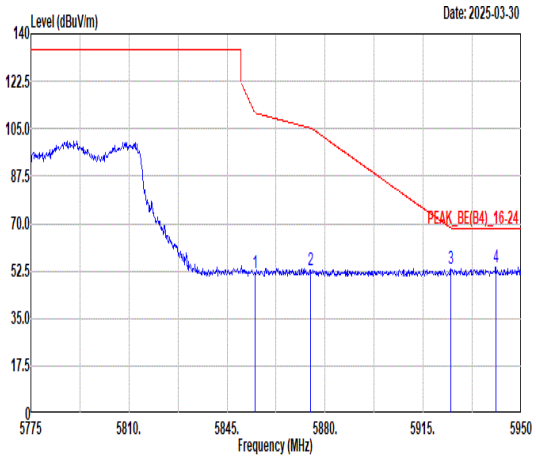 Freq Level Limit Line Margin (dB) Read Level Ant Factor Cable Loss Preamp Factor APos TPos Remark MHz dBuV/m dBuV/m dBuV dB/m dB dB cm deg 1 5854.98 51.80 110.86 -59.06 36.61 36.51 11.52 32.84 229 21 PEAK 2 5874.93 52.69 105.22 -52.53 37.50 36.55 11.49 32.85 229 21 PEAK 3 5924.80 53.11 68.35 -15.24 37.93 36.65 11.40 32.87 229 21 PEAK 4 5940.90 54.14 68.30 -14.16 38.96 36.68 11.38 32.88 229 21 PEAK	Blank

Mode	34	
	Band Edge - L	
	U-NII-3_5.725-5.85_802.11be EHT80_CH155_Full RU_5775MHz	
ANT	CDD 7+6	
Pol.	Vertical	Fundamental
Peak	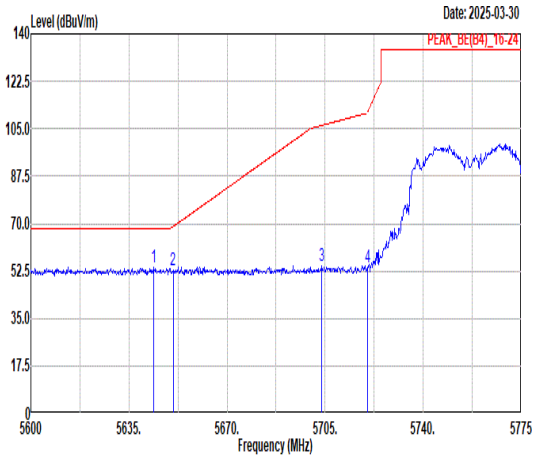 Freq Level Limit Line Margin (dB) Read Level Ant Factor Cable Loss Preamp Factor APos TPos Remark MHz dBuV/m dBuV/m dBuV dB/m dB dB cm deg 1 5643.75 54.13 68.30 -14.17 38.73 36.47 11.69 32.76 231 107 PEAK 2 5650.75 52.95 68.86 -15.91 37.52 36.50 11.69 32.76 231 107 PEAK 3 5703.78 54.29 106.26 -51.97 38.80 36.61 11.66 32.78 231 107 PEAK 4 5720.05 54.08 110.91 -56.83 38.57 36.64 11.66 32.79 231 107 PEAK	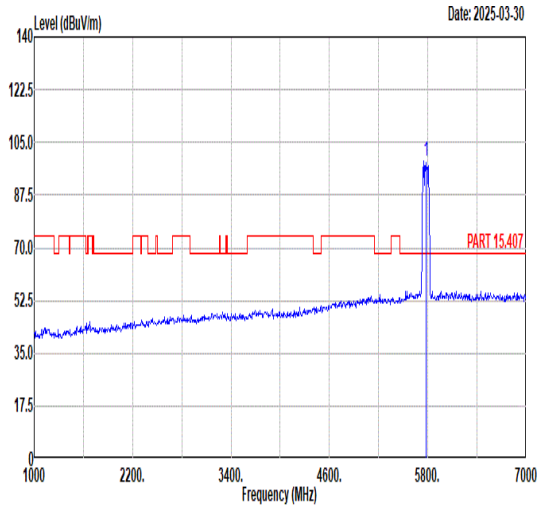 Freq Level Limit Line Margin (dB) Read Level Ant Factor Cable Loss Preamp Factor APos TPos Remark MHz dBuV/m dBuV/m dBuV dB/m dB dB cm deg 1 5775.00 98.76 ------ ------ 83.23 36.69 11.64 32.80 231 107 PEAK
Avg	Blank	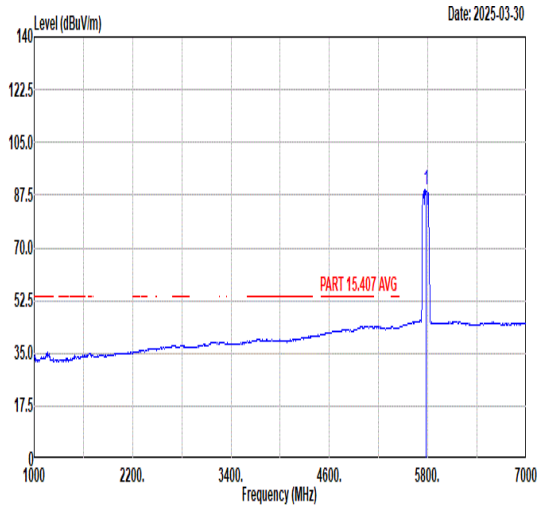 Freq Level Limit Line Margin (dB) Read Level Ant Factor Cable Loss Preamp Factor APos TPos Remark MHz dBuV/m dBuV/m dBuV dB/m dB dB cm deg 1 5775.00 89.40 ------ ------ 73.92 36.66 11.63 32.81 231 107 AVERAGE

Mode	34	
	Band Edge - R	
	U-NII-3_5.725-5.85_802.11be EHT80_CH155_Full RU_5775MHz	
ANT	CDD 7+6	
Pol.	Vertical	Fundamental
Peak	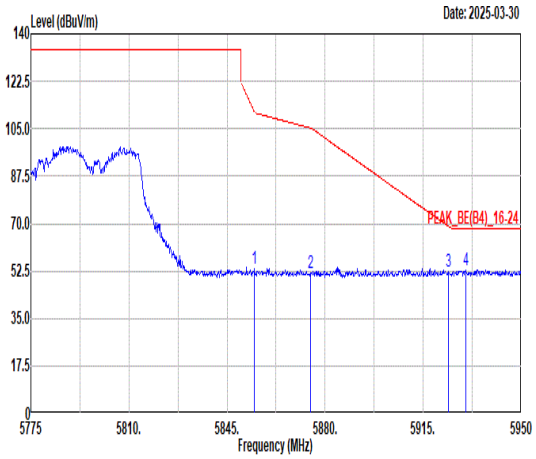 Freq Level Limit Line Margin (dB) Read Level Ant Factor Cable Loss Preamp Factor APos TPos Remark MHz dBuV/m dBuV/m dBuV dB/m dB dB cm deg 1 5854.80 53.11 111.26 -58.15 37.92 36.51 11.52 32.84 231 107 PEAK 2 5874.75 52.03 105.27 -53.24 36.84 36.55 11.49 32.85 231 107 PEAK 3 5923.93 52.32 68.99 -16.67 37.13 36.65 11.41 32.87 231 107 PEAK 4 5930.23 52.74 68.30 -15.56 37.56 36.66 11.39 32.87 231 107 PEAK	Blank

Mode	34	
	Harmonic	
	U-NII-3_5.725-5.85_802.11be EHT80_CH155_Full RU_5775MHz	
ANT	CDD 7+6	
Pol.	Horizontal	Vertical
Peak Avg	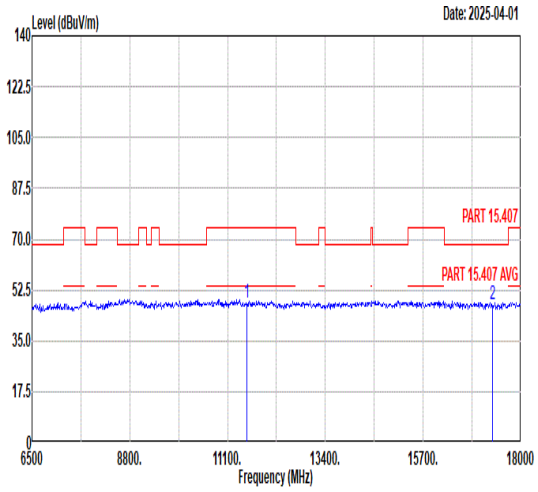 Freq Level Limit Line Margin Read Level Ant Factor Cable Loss Preamp Factor APos TPos Remark MHz dBuV/m dBuV/m dB dBuV dB/m dB dB cm deg 1 11550.00 47.97 74.00 -26.03 45.16 38.20 14.87 50.26 --- --- Peak 2 17325.00 47.53 68.30 -20.77 40.88 42.28 17.59 53.22 --- --- Peak	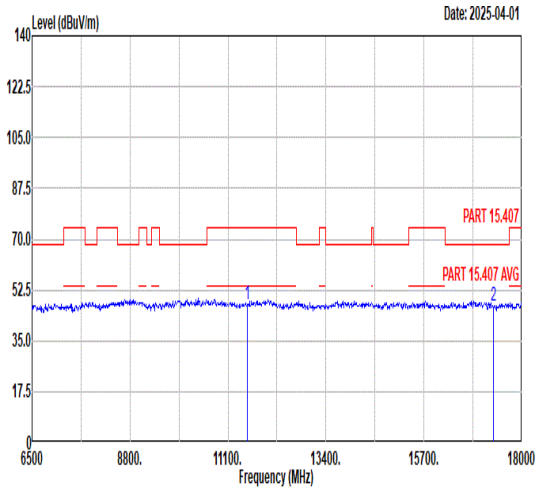 Freq Level Limit Line Margin Read Level Ant Factor Cable Loss Preamp Factor APos TPos Remark MHz dBuV/m dBuV/m dB dBuV dB/m dB dB cm deg 1 11550.00 47.61 74.00 -26.39 44.80 38.20 14.87 50.26 --- --- Peak 2 17325.00 47.21 68.30 -21.09 40.56 42.28 17.59 53.22 --- --- Peak

Mode	35	
	Band Edge	
	U-NII-3_5.725-5.85_802.11be EHT20_CH149_Single RU_106/53_5745MHz	
ANT	CDD 7+6	
Pol.	Horizontal	Fundamental
Peak	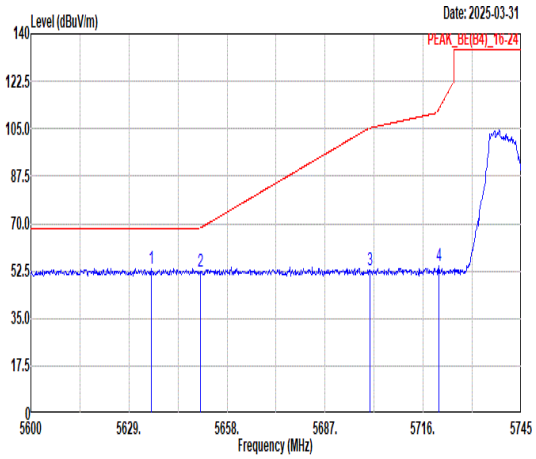 Freq Level Limit Line Margin (dB) Read Level Ant Factor Cable Loss Preamp Factor APos TPos Remark MHz dBuV/m dBuV/m dBuV dB/m dB dB cm deg 1 5635.53 53.55 68.30 -14.75 38.17 36.44 11.69 32.75 218 22 PEAK 2 5650.03 52.30 68.32 -16.02 36.87 36.50 11.69 32.76 218 22 PEAK 3 5700.20 53.09 105.25 -52.16 37.61 36.60 11.66 32.78 218 22 PEAK 4 5720.64 54.27 112.26 -57.99 38.76 36.64 11.66 32.79 218 22 PEAK	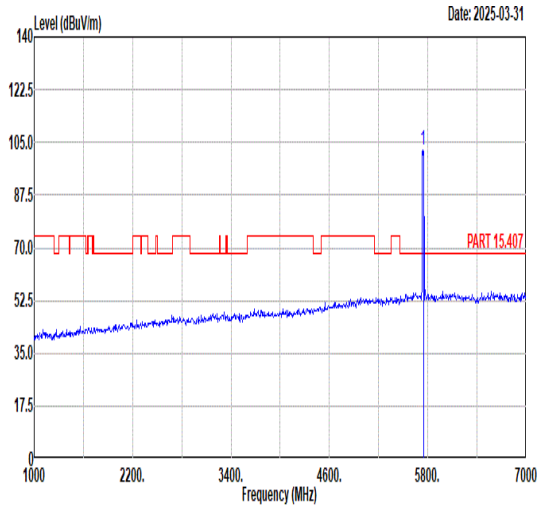 Freq Level Limit Line Margin (dB) Read Level Ant Factor Cable Loss Preamp Factor APos TPos Remark MHz dBuV/m dBuV/m dBuV dB/m dB dB cm deg 1 5745.00 102.66 ------ ------ 87.13 36.68 11.65 32.80 218 22 PEAK
Avg	Blank	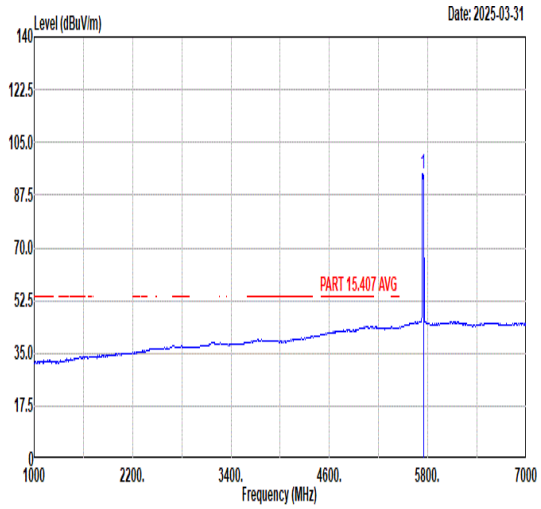 Freq Level Limit Line Margin (dB) Read Level Ant Factor Cable Loss Preamp Factor APos TPos Remark MHz dBuV/m dBuV/m dBuV dB/m dB dB cm deg 1 5745.00 94.57 ------ ------ 79.04 36.68 11.65 32.80 218 22 AVERAGE

Mode	35	
	Band Edge	
	U-NII-3_5.725-5.85_802.11be EHT20_CH149_Single RU_106/53_5745MHz	
ANT	CDD 7+6	
Pol.	Vertical	Fundamental
Peak	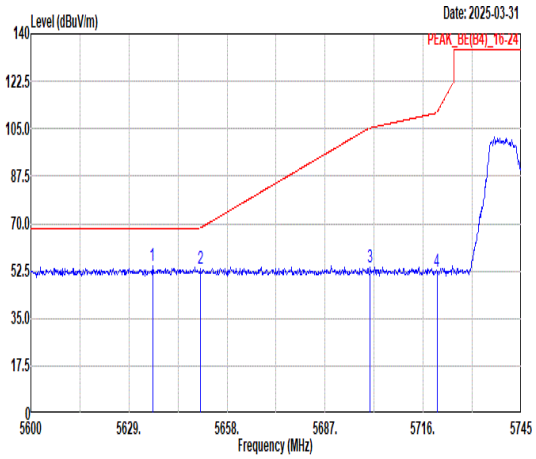 Freq Level Limit Line Margin (dB) Read Level Ant Factor Cable Loss Preamp Factor APos TPos Remark MHz dBuV/m dBuV/m dBuV dB/m dB dB cm deg 1 5635.96 54.51 68.30 -13.79 39.13 36.44 11.69 32.75 104 249 PEAK 2 5650.03 53.36 68.32 -14.96 37.93 36.50 11.69 32.76 104 249 PEAK 3 5700.34 54.15 105.30 -51.15 38.67 36.60 11.66 32.78 104 249 PEAK 4 5720.06 52.24 110.94 -58.70 36.73 36.64 11.66 32.79 104 249 PEAK	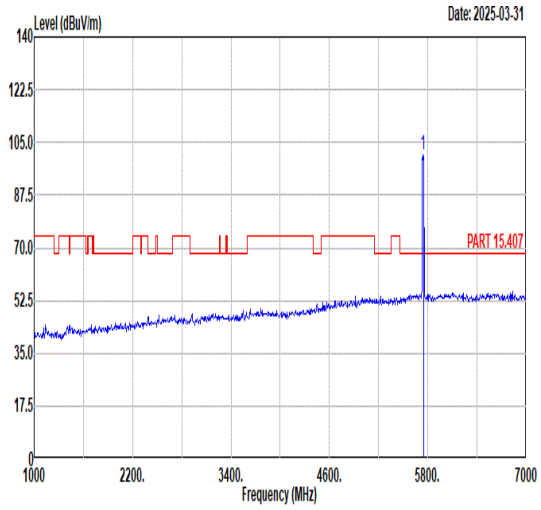 Freq Level Limit Line Margin (dB) Read Level Ant Factor Cable Loss Preamp Factor APos TPos Remark MHz dBuV/m dBuV/m dBuV dB/m dB dB cm deg 1 5745.00 101.07 ------ ------ 85.54 36.68 11.65 32.80 104 249 PEAK
Avg	Blank	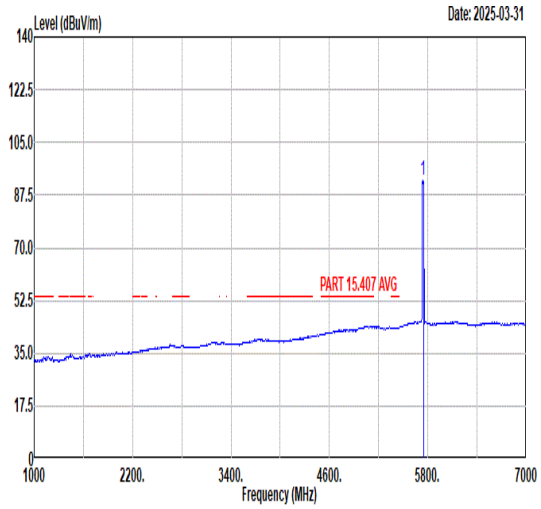 Freq Level Limit Line Margin (dB) Read Level Ant Factor Cable Loss Preamp Factor APos TPos Remark MHz dBuV/m dBuV/m dBuV dB/m dB dB cm deg 1 5745.00 92.38 ------ ------ 76.85 36.68 11.65 32.80 104 249 AVERAGE

Mode	36	
	Band Edge	
	U-NII-3_5.725-5.85_802.11be EHT20_CH165_Single RU_106/54_5825MHz	
ANT	CDD 7+6	
Pol.	Horizontal	Fundamental
Peak	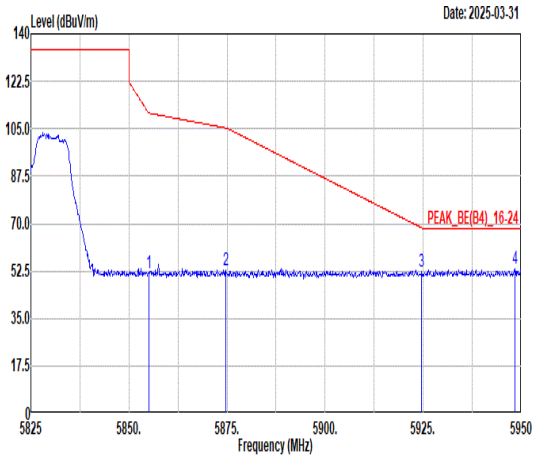 Freq Level Limit Line Margin (dB) Read Level Ant Factor Cable Loss Preamp Factor APos TPos Remark 1 5855.00 51.54 110.80 -59.26 36.35 36.51 11.52 32.84 400 359 PEAK 2 5874.75 52.61 105.27 -52.66 37.42 36.55 11.49 32.85 400 359 PEAK 3 5924.63 52.13 68.48 -16.35 36.95 36.65 11.40 32.87 400 359 PEAK 4 5948.38 53.39 68.30 -14.91 38.21 36.70 11.36 32.88 400 359 PEAK	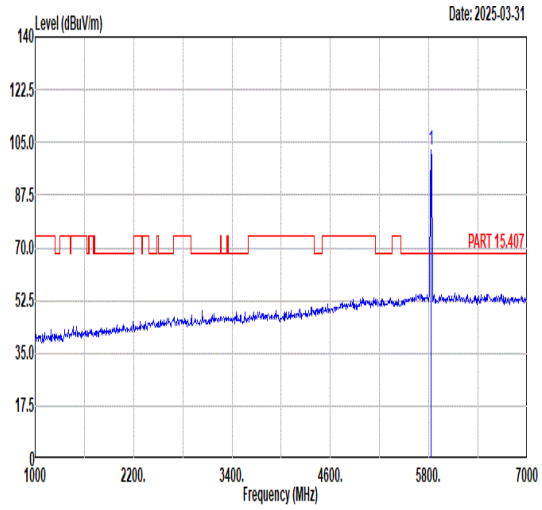 Freq Level Limit Line Margin (dB) Read Level Ant Factor Cable Loss Preamp Factor APos TPos Remark 1 5825.00 102.54 ------ ------ 87.27 36.54 11.56 32.83 400 359 PEAK
Avg	Blank	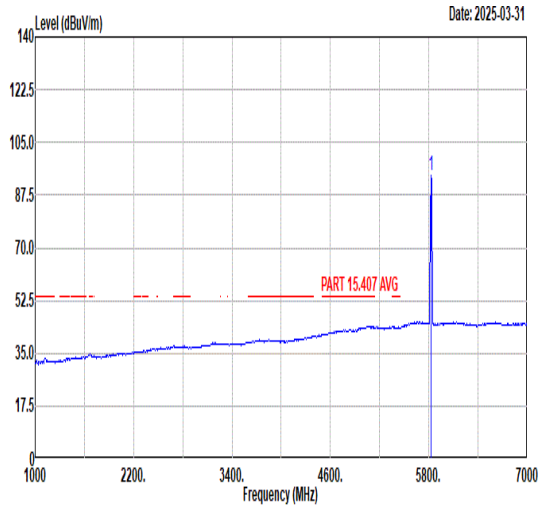 Freq Level Limit Line Margin (dB) Read Level Ant Factor Cable Loss Preamp Factor APos TPos Remark 1 5825.00 94.01 ------ ------ 78.74 36.54 11.56 32.83 400 359 AVERAGE

Mode	36	
	Band Edge	
	U-NII-3_5.725-5.85_802.11be EHT20_CH165_Single RU_106/54_5825MHz	
ANT	CDD 7+6	
Pol.	Vertical	Fundamental
Peak	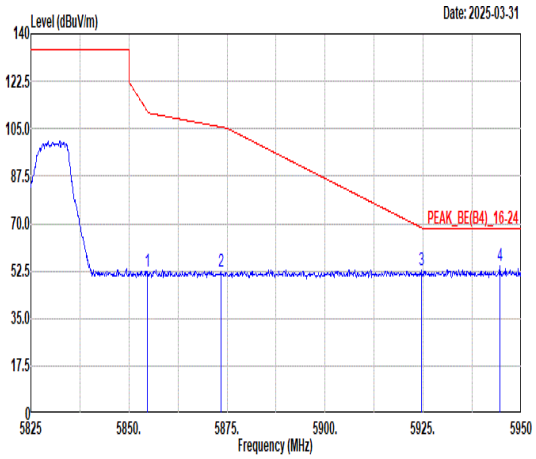 Freq Level Limit Line Margin (dB) Read Level Ant Factor Cable Loss Preamp Factor APos TPos Remark 1 5854.75 52.24 111.37 -59.13 37.05 36.51 11.52 32.84 400 80 PEAK 2 5873.38 52.49 105.65 -53.16 37.30 36.55 11.49 32.85 400 80 PEAK 3 5924.63 52.73 68.48 -15.75 37.55 36.65 11.40 32.87 400 80 PEAK 4 5944.50 54.40 68.30 -13.90 39.22 36.69 11.37 32.88 400 80 PEAK	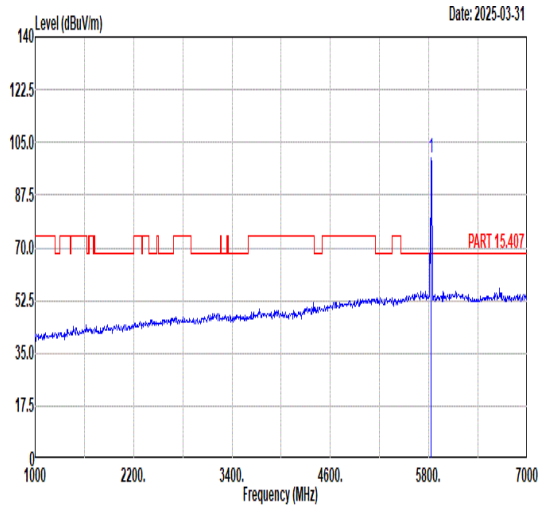 Freq Level Limit Line Margin (dB) Read Level Ant Factor Cable Loss Preamp Factor APos TPos Remark 1 5825.00 99.84 ------ ------ 84.57 36.54 11.56 32.83 400 80 PEAK
Avg	Blank	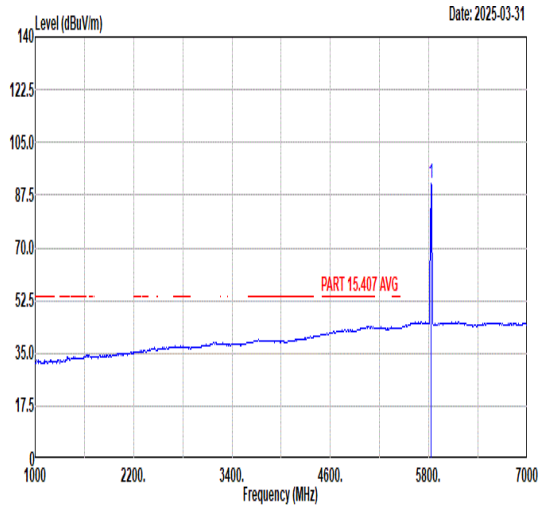 Freq Level Limit Line Margin (dB) Read Level Ant Factor Cable Loss Preamp Factor APos TPos Remark 1 5825.00 91.17 ------ ------ 75.90 36.54 11.56 32.83 400 80 AVERAGE

Mode	37	
	Band Edge	
	U-NII-3_5.725-5.85_802.11be EHT20_CH149_Small RU_52+26_5745MHz	
ANT	CDD 7+6	
Pol.	Horizontal	Fundamental
Peak	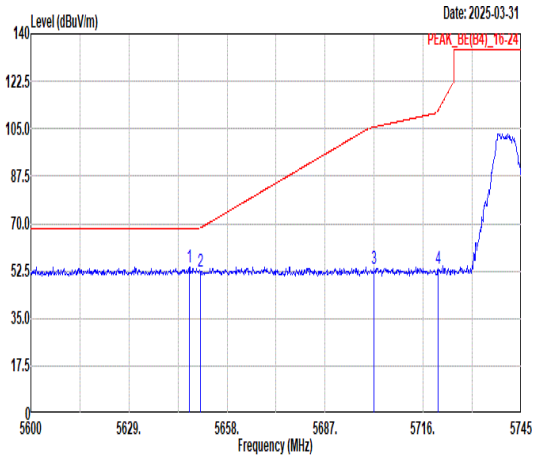 Freq Level Limit Line Margin (dB) Read Level Ant Factor Cable Loss Preamp Factor APos TPos Remark MHz dBuV/m dBuV/m dBuV dB/m dB dB cm deg 1 5646.84 53.84 68.30 -14.46 38.42 36.49 11.69 32.76 217 22 PEAK 2 5650.17 52.38 68.43 -16.05 36.95 36.50 11.69 32.76 217 22 PEAK 3 5701.50 53.59 105.62 -52.03 38.11 36.60 11.66 32.78 217 22 PEAK 4 5720.35 53.11 111.60 -58.49 37.60 36.64 11.66 32.79 217 22 PEAK	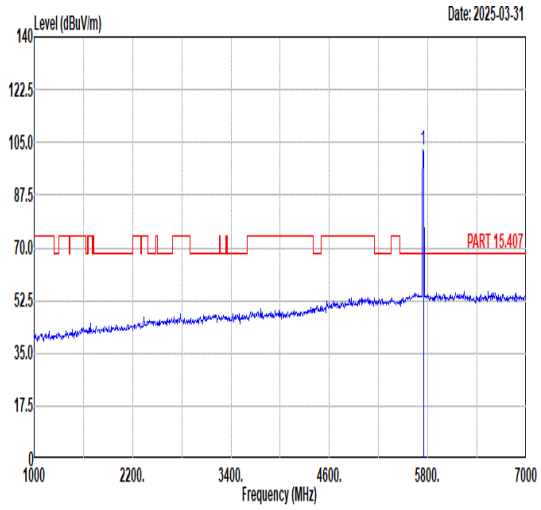 Freq Level Limit Line Margin (dB) Read Level Ant Factor Cable Loss Preamp Factor APos TPos Remark MHz dBuV/m dBuV/m dBuV dB/m dB dB cm deg 1 5745.00 102.56 ------ ------ 87.03 36.68 11.65 32.80 217 22 PEAK
Avg	Blank	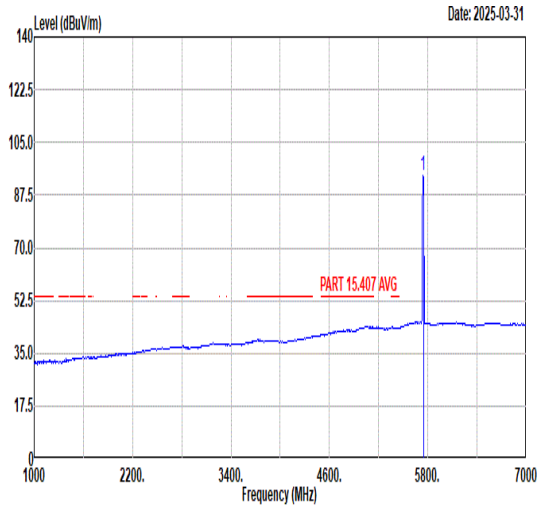 Freq Level Limit Line Margin (dB) Read Level Ant Factor Cable Loss Preamp Factor APos TPos Remark MHz dBuV/m dBuV/m dBuV dB/m dB dB cm deg 1 5745.00 94.12 ------ ------ 78.59 36.68 11.65 32.80 217 22 AVERAGE

Mode	37	
	Band Edge	
	U-NII-3_5.725-5.85_802.11be EHT20_CH149_Small RU_52+26_5745MHz	
ANT	CDD 7+6	
Pol.	Vertical	Fundamental
Peak	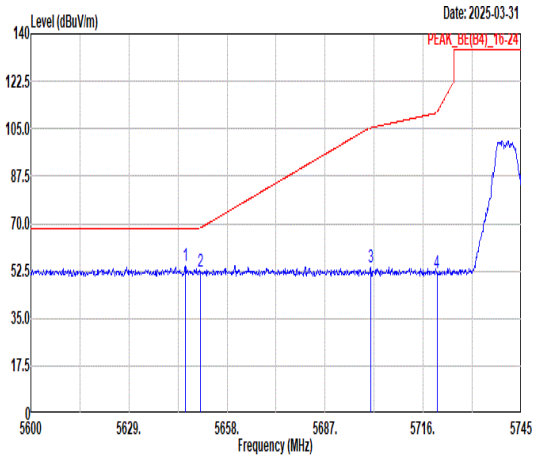 Freq Level Limit Line Margin (dB) Read Level Ant Factor Cable Loss Preamp Factor APos TPos Remark 1 5645.68 54.56 68.30 -13.74 39.15 36.48 11.69 32.76 105 249 PEAK 2 5650.03 52.56 68.32 -15.76 37.13 36.50 11.69 32.76 105 249 PEAK 3 5700.49 53.69 105.34 -51.65 38.21 36.60 11.66 32.78 105 249 PEAK 4 5720.06 51.75 110.94 -59.19 36.24 36.64 11.66 32.79 105 249 PEAK	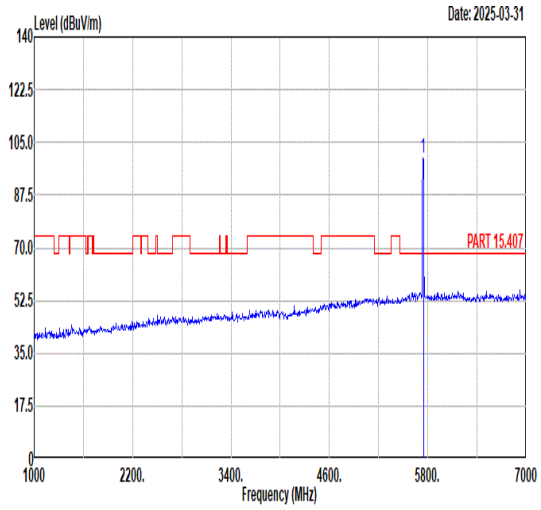 Freq Level Limit Line Margin (dB) Read Level Ant Factor Cable Loss Preamp Factor APos TPos Remark 1 5745.00 99.67 ------ ------ 84.14 36.68 11.65 32.80 105 249 PEAK
Avg	Blank	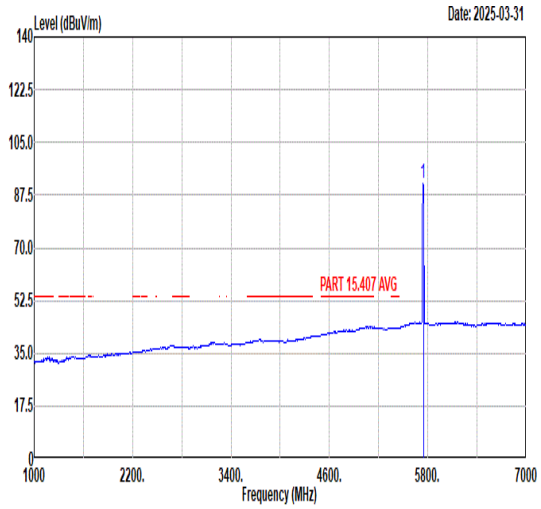 Freq Level Limit Line Margin (dB) Read Level Ant Factor Cable Loss Preamp Factor APos TPos Remark 1 5745.00 91.33 ------ ------ 75.80 36.68 11.65 32.80 105 249 AVERAGE

Mode	38	
	Band Edge	
	U-NII-3_5.725-5.85_802.11be EHT20_CH165_Small RU_106+26_5825MHz	
ANT	CDD 7+6	
Pol.	Horizontal	Fundamental
Peak	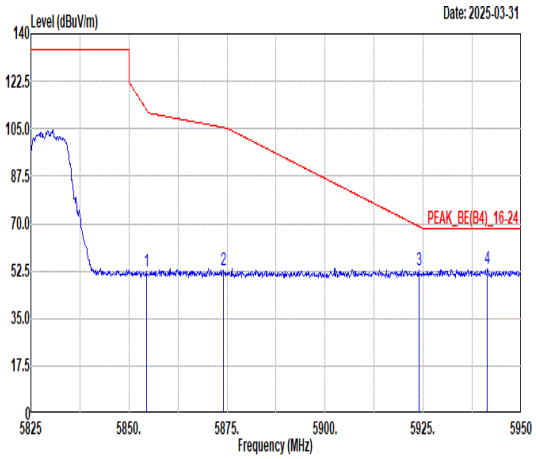 Freq Level Limit Line Margin (dB) Read Level Ant Factor Cable Loss Preamp Factor APos TPos Remark 1 5854.50 52.43 111.94 -59.51 37.24 36.51 11.52 32.84 400 359 PEAK 2 5874.00 52.64 105.48 -52.84 37.45 36.55 11.49 32.85 400 359 PEAK 3 5923.88 52.59 69.03 -16.44 37.40 36.65 11.41 32.87 400 359 PEAK 4 5941.38 53.35 68.30 -14.95 38.17 36.68 11.38 32.88 400 359 PEAK	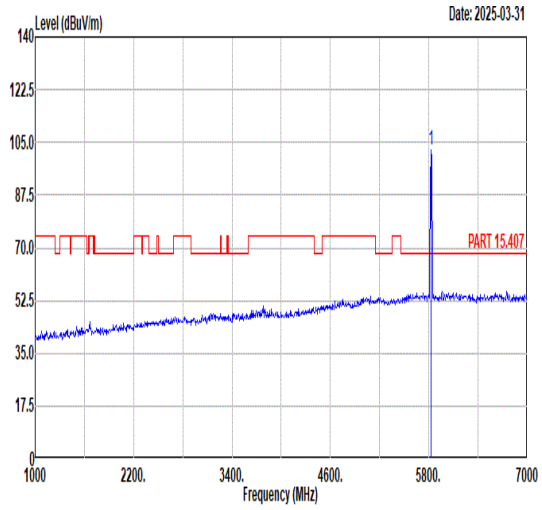 Freq Level Limit Line Margin (dB) Read Level Ant Factor Cable Loss Preamp Factor APos TPos Remark 1 5825.00 102.63 ------ ------ 87.36 36.54 11.56 32.83 400 359 PEAK
Avg	Blank	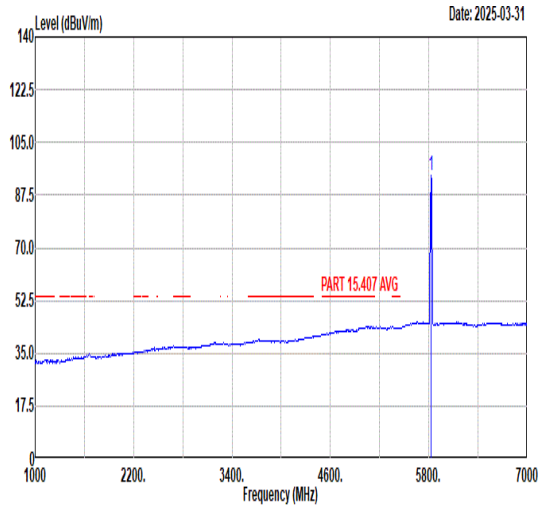 Freq Level Limit Line Margin (dB) Read Level Ant Factor Cable Loss Preamp Factor APos TPos Remark 1 5825.00 94.13 ------ ------ 78.86 36.54 11.56 32.83 400 359 AVERAGE

Mode	38	
	Band Edge	
	U-NII-3_5.725-5.85_802.11be EHT20_CH165_Small RU_106+26_5825MHz	
ANT	CDD 7+6	
Pol.	Vertical	Fundamental
Peak	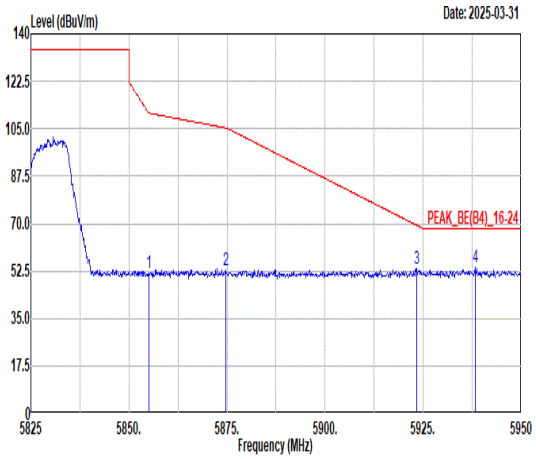 Freq Level Limit Line Margin (dB) Read Level Ant Factor Cable Loss Preamp Factor APos TPos Remark 1 5855.00 51.78 110.80 -59.02 36.59 36.51 11.52 32.84 400 80 PEAK 2 5874.75 53.08 105.27 -52.19 37.89 36.55 11.49 32.85 400 80 PEAK 3 5923.38 53.42 69.40 -15.98 38.23 36.65 11.41 32.87 400 80 PEAK 4 5938.25 53.80 68.30 -14.50 38.62 36.68 11.38 32.88 400 80 PEAK	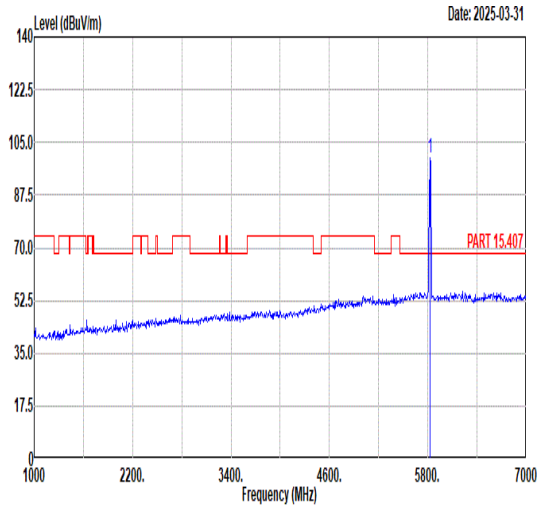 Freq Level Limit Line Margin (dB) Read Level Ant Factor Cable Loss Preamp Factor APos TPos Remark 1 5825.00 99.95 ------ ------ 84.68 36.54 11.56 32.83 400 80 PEAK
Avg	Blank	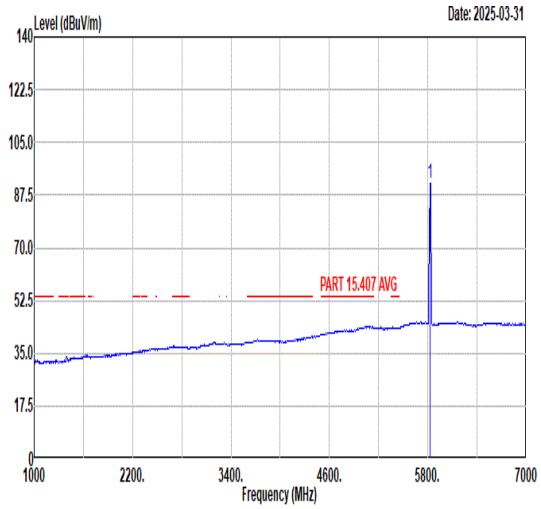 Freq Level Limit Line Margin (dB) Read Level Ant Factor Cable Loss Preamp Factor APos TPos Remark 1 5825.00 91.58 ------ ------ 76.31 36.54 11.56 32.83 400 80 AVERAGE

Mode	39	
	Band Edge - L	
	U-NII-1_5.15-5.25_802.11be EHT80_CH42_Large RU 484+242_4_5210MHz	
ANT	CDD 7+6	
Pol.	Horizontal	Fundamental
Peak	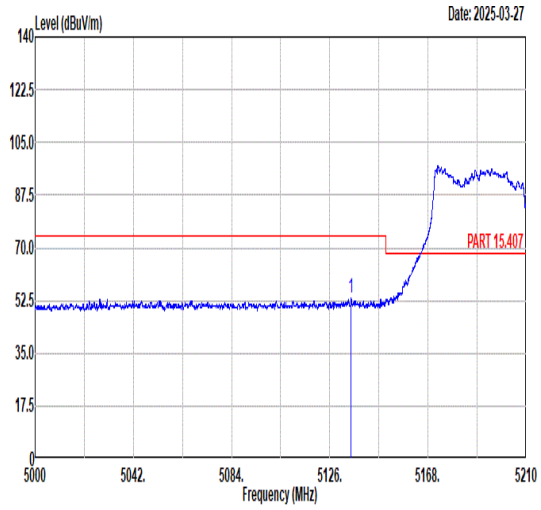 Freq Level Limit Line Margin (dB) Read Level Ant Factor Cable Loss Preamp Factor APos TPos Remark MHz dBuV/m dBuV/m dBuV dB/m dB dB cm deg 1 5135.14 53.38 74.00 -20.62 39.19 35.73 11.09 32.63 394 63 PEAK	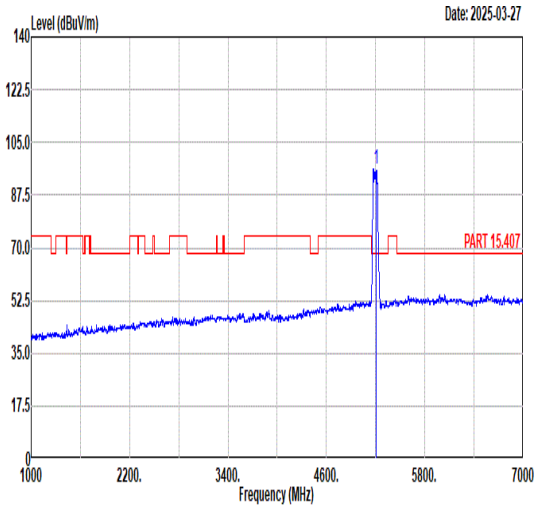 Freq Level Limit Line Margin (dB) Read Level Ant Factor Cable Loss Preamp Factor APos TPos Remark MHz dBuV/m dBuV/m dBuV dB/m dB dB cm deg 1 5210.00 96.12 ------ ------ 81.93 35.75 11.07 32.63 394 63 PEAK
Avg	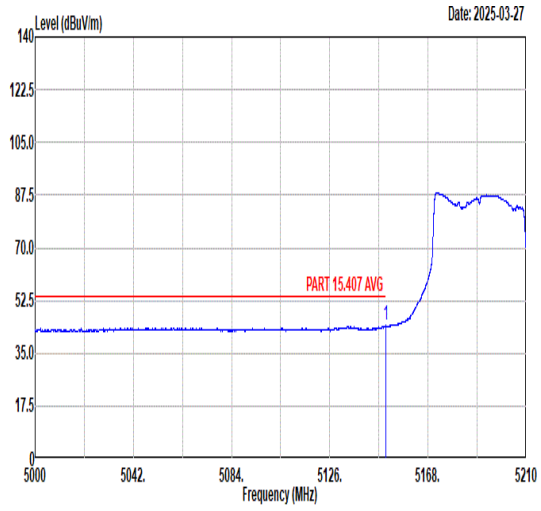 Freq Level Limit Line Margin (dB) Read Level Ant Factor Cable Loss Preamp Factor APos TPos Remark MHz dBuV/m dBuV/m dBuV dB/m dB dB cm deg 1 5149.84 44.15 54.00 -9.85 29.99 35.70 11.09 32.63 394 63 AVERAGE	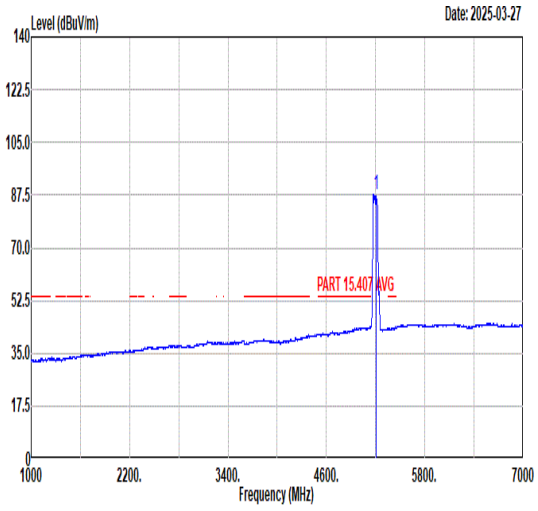 Freq Level Limit Line Margin (dB) Read Level Ant Factor Cable Loss Preamp Factor APos TPos Remark MHz dBuV/m dBuV/m dBuV dB/m dB dB cm deg 1 5210.00 87.77 ------ ------ 73.58 35.74 11.08 32.63 394 63 AVERAGE

Mode	39	
	Band Edge - R	
	U-NII-1_5.15-5.25_802.11be EHT80_CH42_Large RU 484+242_4_5210MHz	
ANT	CDD 7+6	
Pol.	Horizontal	Fundamental
Peak	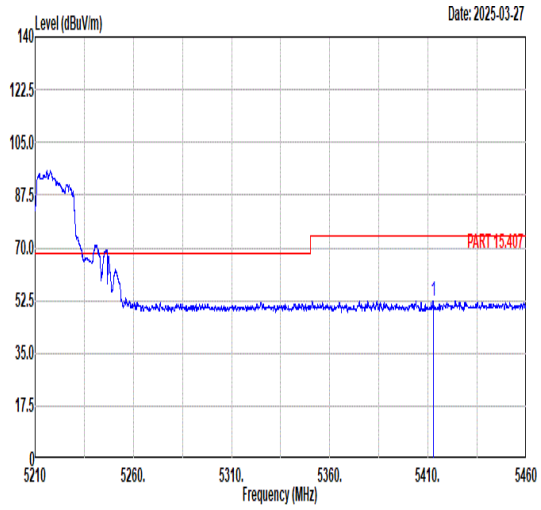 Freq Level Limit Line Margin (dB) Read Level Ant Factor Cable Loss Preamp Factor APos TPos Remark MHz dBuV/m dBuV/m dBuV dB/m dB dB cm deg 1 5412.65 52.51 74.00 -21.49 38.30 35.97 10.92 32.68 394 63 PEAK	Blank
Avg	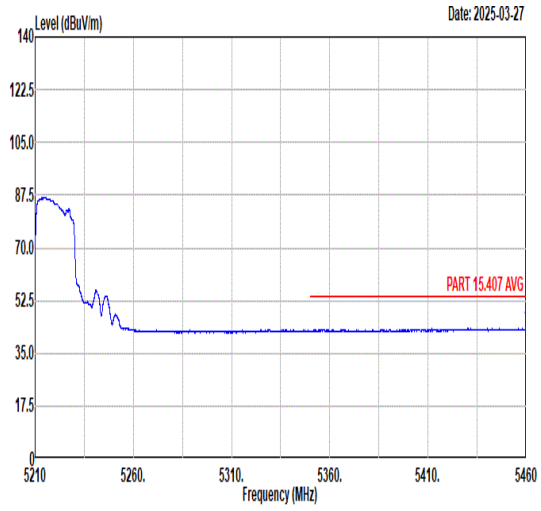 Freq Level Limit Line Margin (dB) Read Level Ant Factor Cable Loss Preamp Factor APos TPos Remark MHz dBuV/m dBuV/m dBuV dB/m dB dB cm deg 1 5459.88 43.44 54.00 -10.56 29.07 35.94 11.12 32.69 394 63 AVERAGE	Blank

Mode	39	
	Band Edge - L	
	U-NII-1_5.15-5.25_802.11be EHT80_CH42_Large RU 484+242_4_5210MHz	
ANT	CDD 7+6	
Pol.	Vertical	Fundamental
Peak	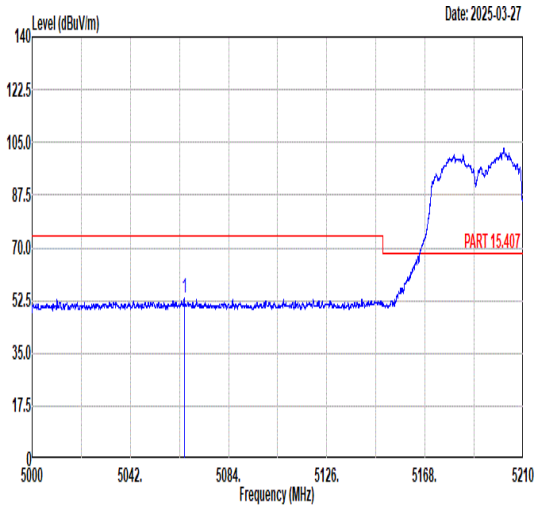 Freq Level Limit Line Margin (dB) Read Level Ant Factor Cable Loss Preamp Factor APos TPos Remark 1 5065.02 53.22 74.00 -20.78 38.90 35.80 11.13 32.61 356 69 PEAK	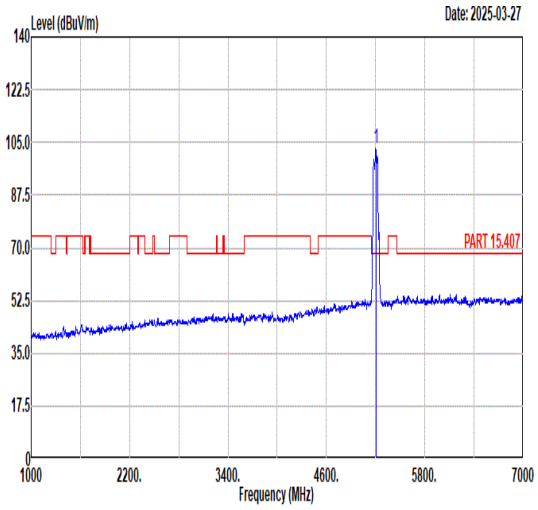 Freq Level Limit Line Margin (dB) Read Level Ant Factor Cable Loss Preamp Factor APos TPos Remark 1 5210.00 102.77 ------ ------ 88.56 35.79 11.06 32.64 356 69 PEAK
Avg	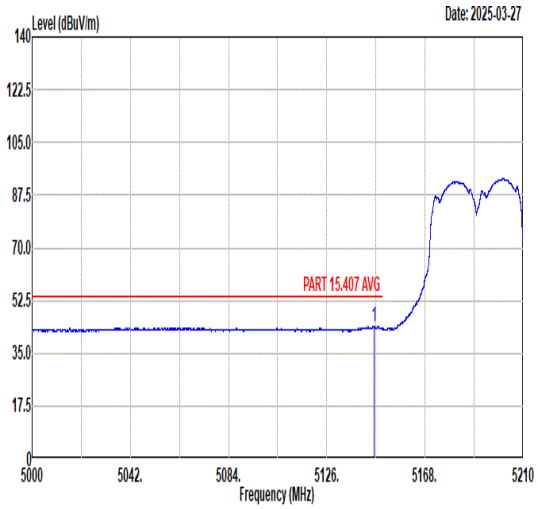 Freq Level Limit Line Margin (dB) Read Level Ant Factor Cable Loss Preamp Factor APos TPos Remark 1 5146.27 43.99 54.00 -10.01 29.82 35.71 11.09 32.63 356 69 AVERAGE	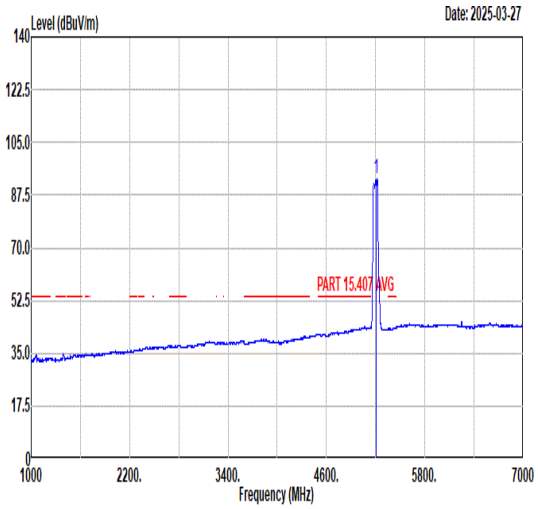 Freq Level Limit Line Margin (dB) Read Level Ant Factor Cable Loss Preamp Factor APos TPos Remark 1 5210.00 92.86 ------ ------ 78.65 35.80 11.05 32.64 356 69 AVERAGE

Mode	39	
	Band Edge - R	
	U-NII-1_5.15-5.25_802.11be EHT80_CH42_Large RU 484+242_4_5210MHz	
ANT	CDD 7+6	
Pol.	Vertical	Fundamental
Peak	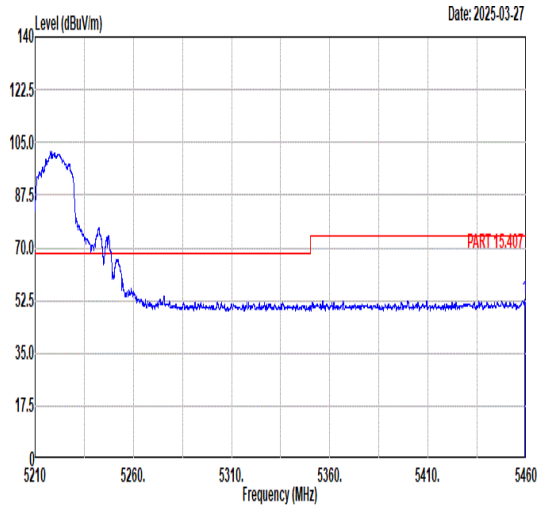 Freq Level Limit Line Margin (dB) Read Level Ant Factor Cable Loss Preamp Factor APos TPos Remark MHz dBuV/m dBuV/m dBuV dB/m dB dB cm deg 1 5459.15 52.73 74.00 -21.27 38.36 35.94 11.12 32.69 356 69 PEAK	Blank
Avg	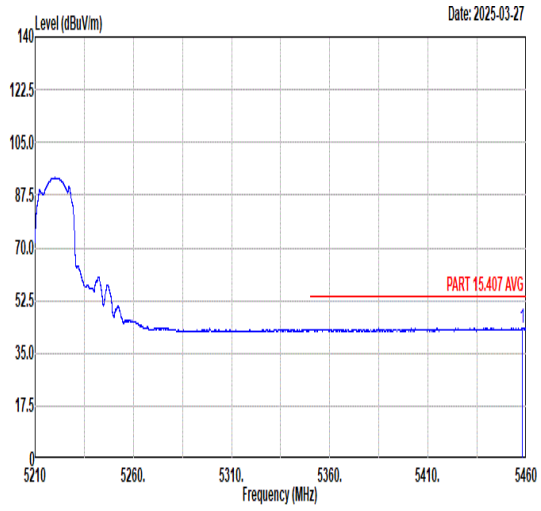 Freq Level Limit Line Margin (dB) Read Level Ant Factor Cable Loss Preamp Factor APos TPos Remark MHz dBuV/m dBuV/m dBuV dB/m dB dB cm deg 1 5457.88 43.51 54.00 -10.49 29.16 35.93 11.11 32.69 356 69 AVERAGE	Blank

Mode	40	
	Band Edge - L	
	U-NII-3_5.725-5.85_802.11be EHT80_CH155_Large RU 484+242_4_5775MHz	
ANT	CDD 7+6	
Pol.	Horizontal	Fundamental
Peak	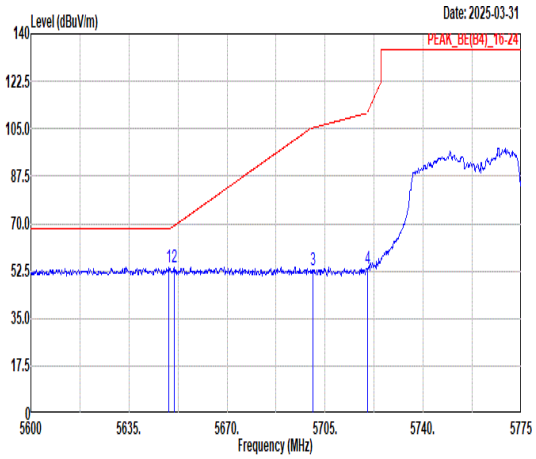 Freq Level Limit Line Margin (dB) Read Level Ant Factor Cable Loss Preamp Factor APos TPos Remark 1 5649.18 54.08 68.30 -14.22 38.65 36.50 11.69 32.76 394 25 PEAK 2 5651.10 53.79 69.12 -15.33 38.36 36.50 11.69 32.76 394 25 PEAK 3 5700.63 52.94 105.38 -52.44 37.46 36.60 11.66 32.78 394 25 PEAK 4 5720.05 53.31 110.91 -57.60 37.80 36.64 11.66 32.79 394 25 PEAK	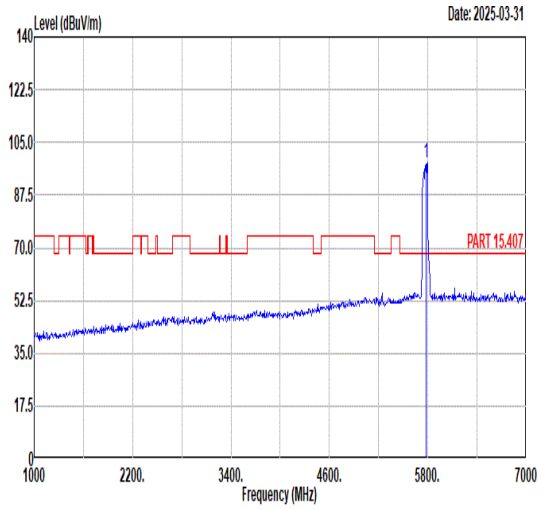 Freq Level Limit Line Margin (dB) Read Level Ant Factor Cable Loss Preamp Factor APos TPos Remark 1 5775.00 98.11 ------ ------ 82.70 36.61 11.62 32.82 394 25 PEAK
Avg	Blank	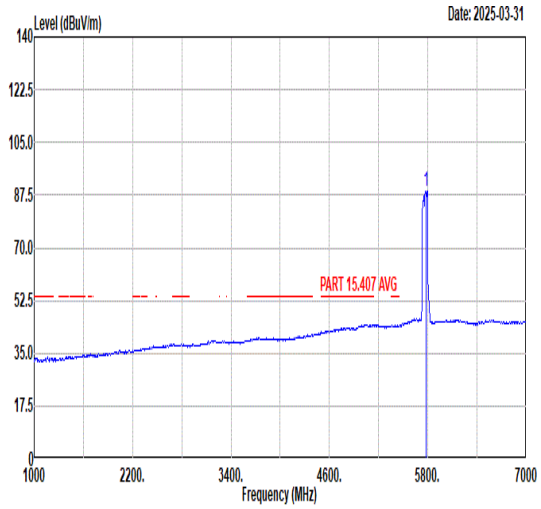 Freq Level Limit Line Margin (dB) Read Level Ant Factor Cable Loss Preamp Factor APos TPos Remark 1 5775.00 88.57 ------ ------ 73.16 36.61 11.62 32.82 394 25 AVERAGE

Mode	40	
	Band Edge - R	
	U-NII-3_5.725-5.85_802.11be EHT80_CH155_Large RU 484+242_4_5775MHz	
ANT	CDD 7+6	
Pol.	Horizontal	Fundamental
Peak	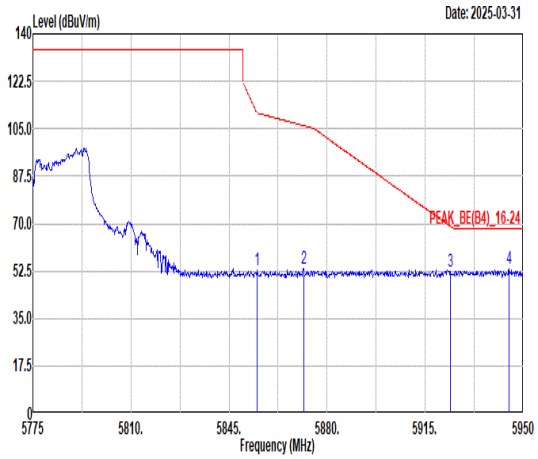 Freq Level Limit Line Margin (dB) Read Level Ant Factor Cable Loss Preamp Factor APos TPos Remark MHz dBuV/m dBuV/m dBuV dB/m dB dB cm deg 1 5854.98 52.87 110.86 -57.99 37.68 36.51 11.52 32.84 394 25 PEAK 2 5871.60 53.23 106.15 -52.92 38.05 36.54 11.49 32.85 394 25 PEAK 3 5924.10 52.28 68.86 -16.58 37.10 36.65 11.40 32.87 394 25 PEAK 4 5944.93 53.34 68.30 -14.96 38.16 36.69 11.37 32.88 394 25 PEAK	Blank

Mode	40	
	Band Edge - L	
	U-NII-3_5.725-5.85_802.11be EHT80_CH155_Large RU 484+242_4_5775MHz	
ANT	CDD 7+6	
Pol.	Vertical	Fundamental
Peak	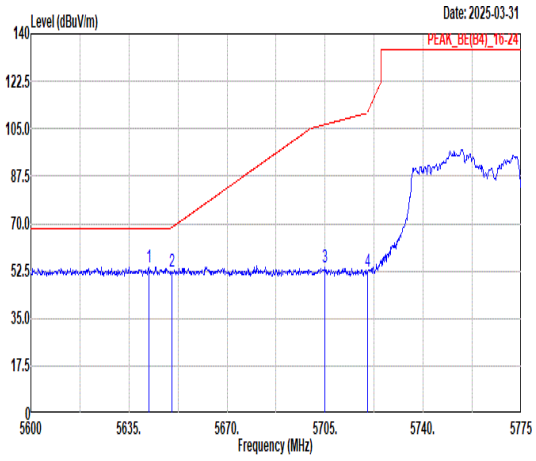 Freq Level Limit Line Margin (dB) Read Level Ant Factor Cable Loss Preamp Factor APos TPos Remark 1 5642.00 53.99 68.30 -14.31 38.59 36.47 11.69 32.76 400 331 PEAK 2 5650.40 52.55 68.60 -16.05 37.12 36.50 11.69 32.76 400 331 PEAK 3 5705.00 53.84 106.60 -52.76 38.35 36.61 11.66 32.78 400 331 PEAK 4 5720.23 52.46 111.31 -58.85 36.95 36.64 11.66 32.79 400 331 PEAK	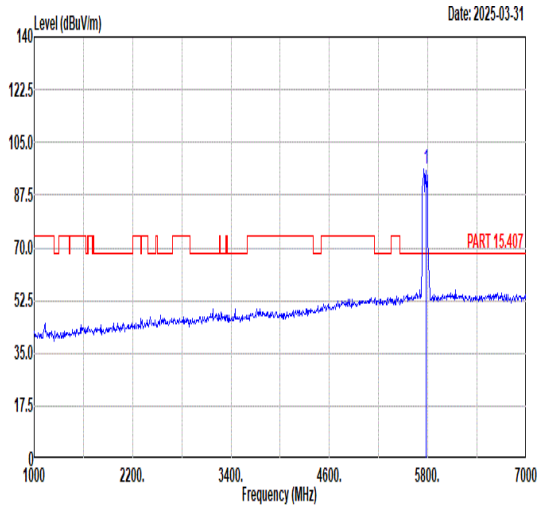 Freq Level Limit Line Margin (dB) Read Level Ant Factor Cable Loss Preamp Factor APos TPos Remark 1 5775.00 95.96 ------ ------ 80.42 36.70 11.64 32.80 400 331 PEAK
Avg	Blank	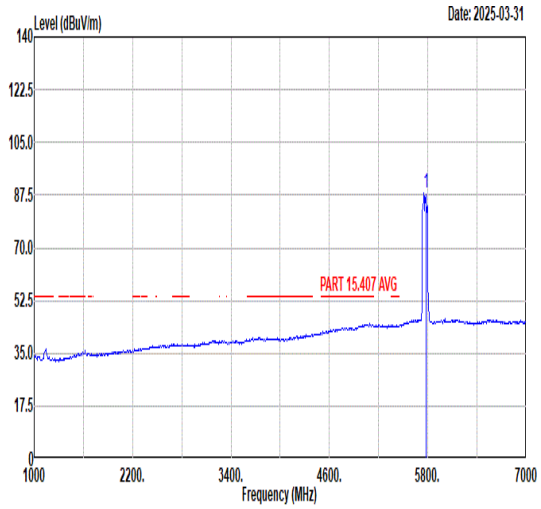 Freq Level Limit Line Margin (dB) Read Level Ant Factor Cable Loss Preamp Factor APos TPos Remark 1 5775.00 88.12 ------ ------ 72.58 36.70 11.64 32.80 400 331 AVERAGE

Mode	40	
	Band Edge - R	
	U-NII-3_5.725-5.85_802.11be EHT80_CH155_Large RU 484+242_4_5775MHz	
ANT	CDD 7+6	
Pol.	Vertical	Fundamental
Peak	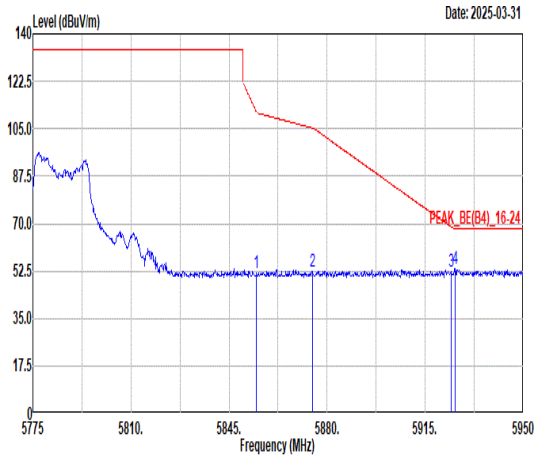 Freq Level Limit Line Margin (dB) Read Level Ant Factor Cable Loss Preamp Factor APos TPos Remark MHz dBuV/m dBuV/m dBuV dB/m dB dB cm deg 1 5854.80 52.03 111.26 -59.23 36.84 36.51 11.52 32.84 400 331 PEAK 2 5874.75 52.21 105.27 -53.06 37.02 36.55 11.49 32.85 400 331 PEAK 3 5924.28 52.12 68.73 -16.61 36.94 36.65 11.40 32.87 400 331 PEAK 4 5925.68 53.40 68.30 -14.90 38.22 36.65 11.40 32.87 400 331 PEAK	Blank

Mode	41	
	Band Edge - L	
	U-NII-1_5.15-5.25_802.11be EHT80_CH42_Puncturing 20M_4_5210MHz	
ANT	CDD 7+6	
Pol.	Horizontal	Fundamental
Peak	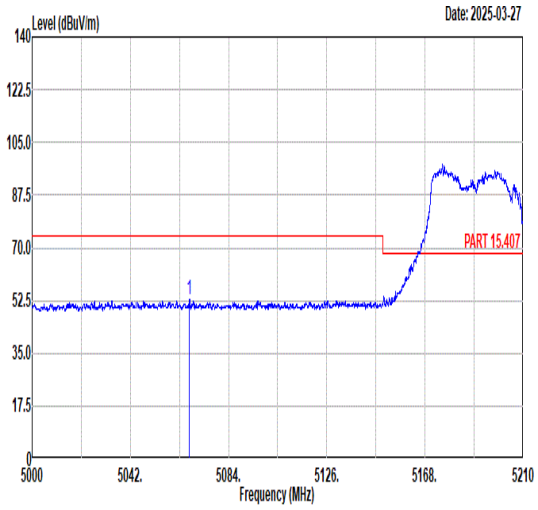 Freq Level Limit Line Margin (dB) Read Level Ant Factor Cable Loss Preamp Factor APos TPos Remark 1 5067.31 52.70 74.00 -21.30 38.38 35.80 11.13 32.61 400 55 PEAK	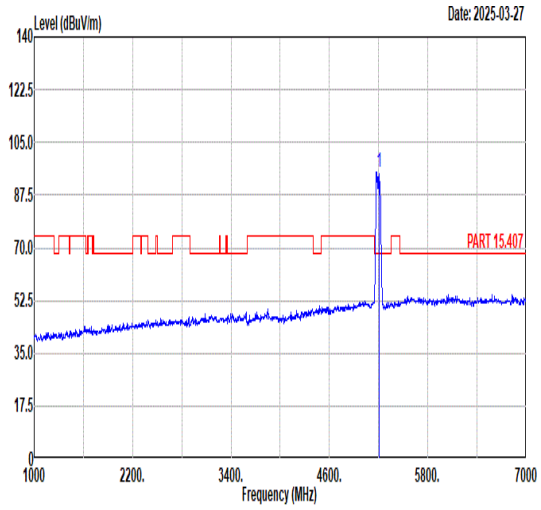 Freq Level Limit Line Margin (dB) Read Level Ant Factor Cable Loss Preamp Factor APos TPos Remark 1 5210.00 95.04 ------ ------ 80.85 35.75 11.07 32.63 400 55 PEAK
Avg	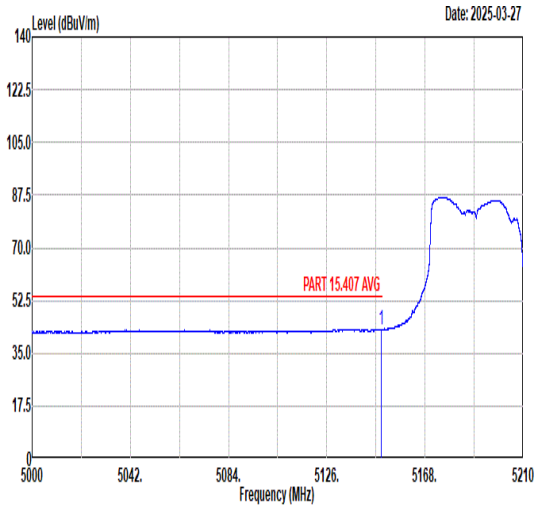 Freq Level Limit Line Margin (dB) Read Level Ant Factor Cable Loss Preamp Factor APos TPos Remark 1 5149.44 42.94 54.00 -11.06 28.78 35.70 11.09 32.63 400 55 AVERAGE	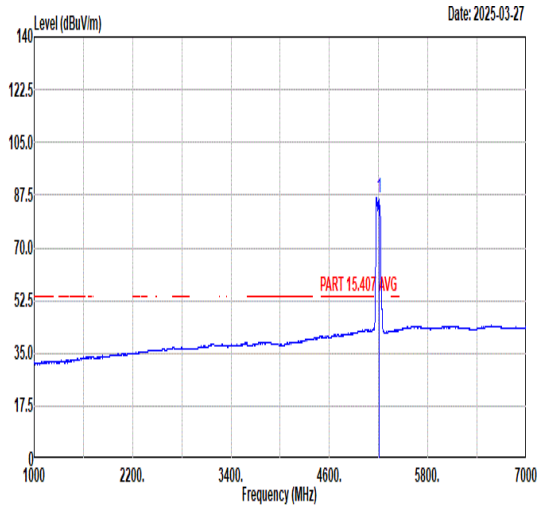 Freq Level Limit Line Margin (dB) Read Level Ant Factor Cable Loss Preamp Factor APos TPos Remark 1 5210.00 86.48 ------ ------ 72.29 35.75 11.07 32.63 400 55 AVERAGE

Mode	41	
	Band Edge - R	
	U-NII-1_5.15-5.25_802.11be EHT80_CH42_Puncturing 20M_4_5210MHz	
ANT	CDD 7+6	
Pol.	Horizontal	Fundamental
Peak	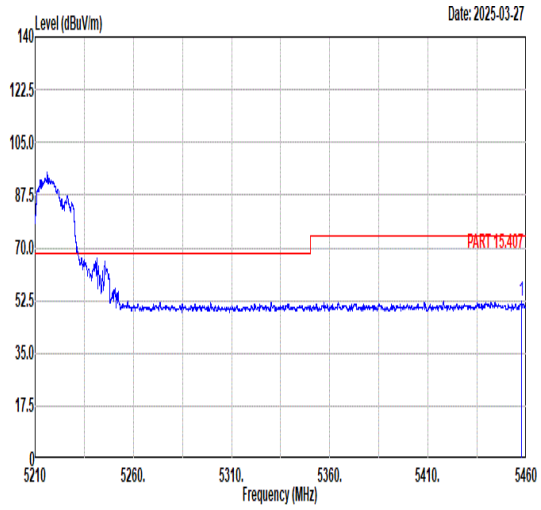 Freq Level Limit Line Margin (dB) Read Level Ant Factor Cable Loss Preamp Factor APos TPos Remark MHz dBuV/m dBuV/m dBuV dB/m dB dB cm deg 1 5457.65 52.34 74.00 -21.66 37.99 35.93 11.11 32.69 400 55 PEAK	Blank
Avg	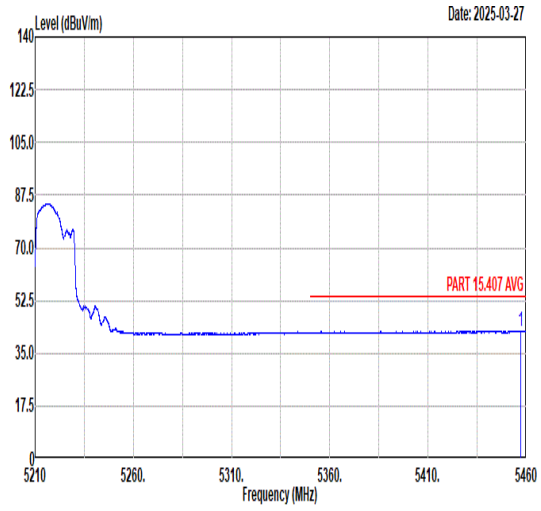 Freq Level Limit Line Margin (dB) Read Level Ant Factor Cable Loss Preamp Factor APos TPos Remark MHz dBuV/m dBuV/m dBuV dB/m dB dB cm deg 1 5457.15 42.37 54.00 -11.63 28.02 35.93 11.11 32.69 400 55 AVERAGE	Blank

Mode	41	
	Band Edge - L	
	U-NII-1_5.15-5.25_802.11be EHT80_CH42_Puncturing 20M_4_5210MHz	
ANT	CDD 7+6	
Pol.	Vertical	Fundamental
Peak	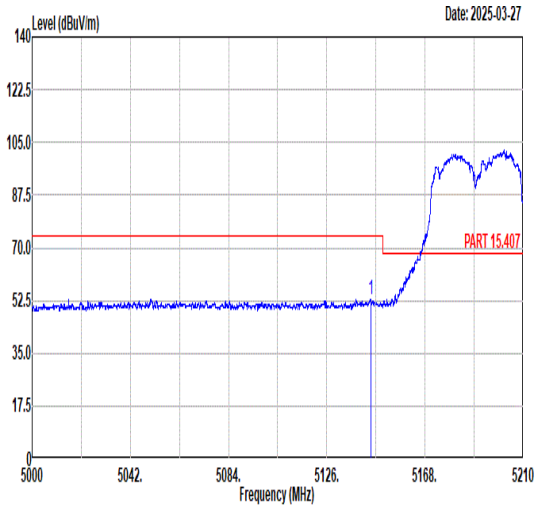 Freq Level Limit Line Margin (dB) Read Level Ant Factor Cable Loss Preamp Factor APos TPos Remark MHz dBuV/m dBuV/m dBuV dB/m dB dB cm deg 1 5144.77 52.85 74.00 -21.15 38.68 35.71 11.09 32.63 356 69 PEAK	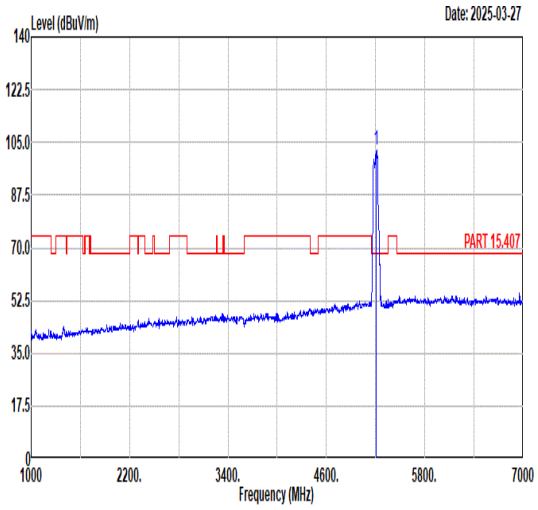 Freq Level Limit Line Margin (dB) Read Level Ant Factor Cable Loss Preamp Factor APos TPos Remark MHz dBuV/m dBuV/m dBuV dB/m dB dB cm deg 1 5210.00 102.71 ------ ------ 88.50 35.80 11.05 32.64 356 69 PEAK
Avg	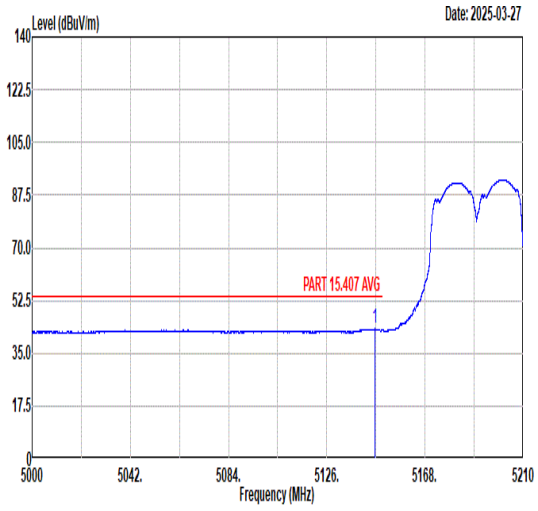 Freq Level Limit Line Margin (dB) Read Level Ant Factor Cable Loss Preamp Factor APos TPos Remark MHz dBuV/m dBuV/m dBuV dB/m dB dB cm deg 1 5146.69 43.07 54.00 -10.93 28.90 35.71 11.09 32.63 356 69 AVERAGE	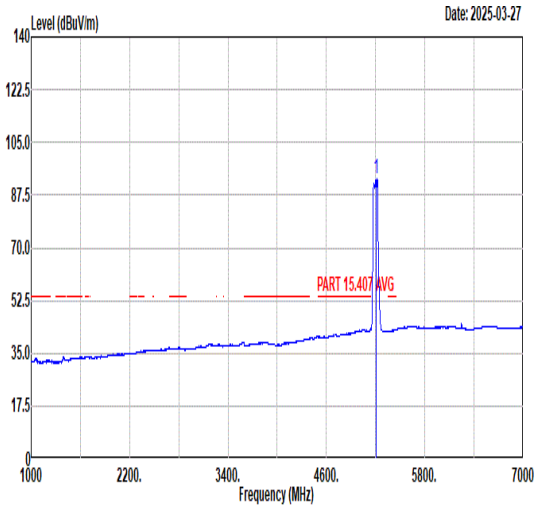 Freq Level Limit Line Margin (dB) Read Level Ant Factor Cable Loss Preamp Factor APos TPos Remark MHz dBuV/m dBuV/m dBuV dB/m dB dB cm deg 1 5210.00 92.88 ------ ------ 78.67 35.80 11.05 32.64 356 69 AVERAGE

Mode	41	
	Band Edge - R	
	U-NII-1_5.15-5.25_802.11be EHT80_CH42_Puncturing 20M_4_5210MHz	
ANT	CDD 7+6	
Pol.	Vertical	Fundamental
Peak	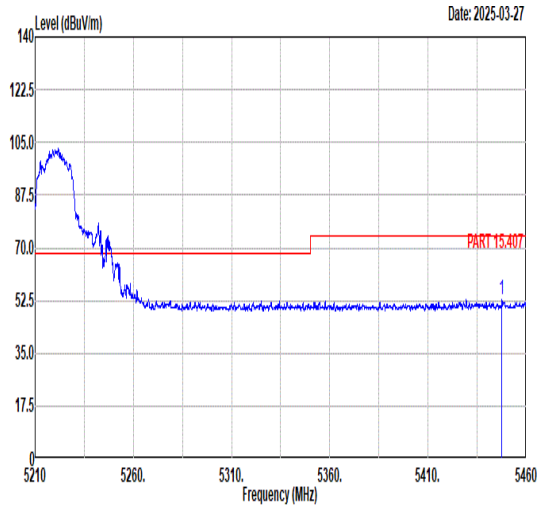 Freq Level Limit Line Margin (dB) Read Level Ant Factor Cable Loss Preamp Factor APos TPos Remark MHz dBuV/m dBuV/m dBuV dB/m dB dB cm deg 1 5447.65 52.83 74.00 -21.17 38.55 35.90 11.07 32.69 356 69 PEAK	Blank
Avg	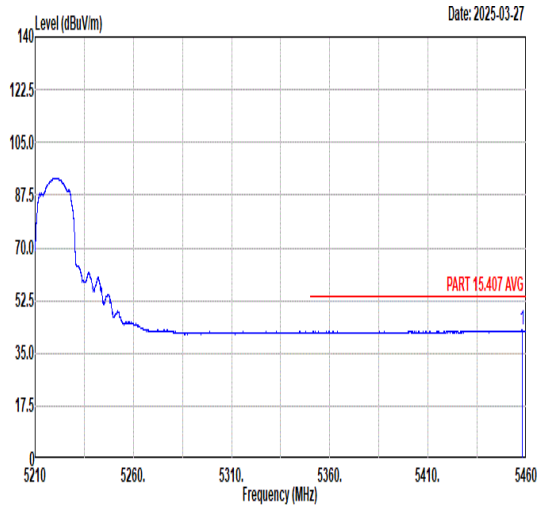 Freq Level Limit Line Margin (dB) Read Level Ant Factor Cable Loss Preamp Factor APos TPos Remark MHz dBuV/m dBuV/m dBuV dB/m dB dB cm deg 1 5458.15 42.57 54.00 -11.43 28.22 35.93 11.11 32.69 356 69 AVERAGE	Blank

Mode	42	
	Band Edge - L	
	U-NII-3_5.725-5.85_802.11be EHT80_CH155_Puncturing 20M_4_5775MHz	
ANT	CDD 7+6	
Pol.	Horizontal	Fundamental
Peak	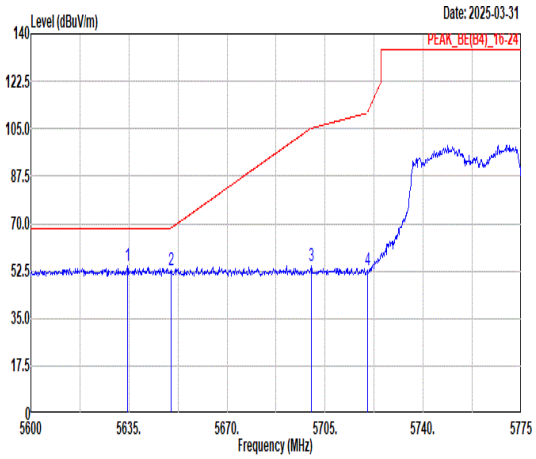 Freq Level Limit Line Margin (dB) Read Level Ant Factor Cable Loss Preamp Factor APos TPos Remark MHz dBuV/m dBuV/m dBuV dB/m dB dB cm deg 1 5634.48 54.58 68.30 -13.72 39.19 36.44 11.70 32.75 396 25 PEAK 2 5650.05 52.68 68.34 -15.66 37.25 36.50 11.69 32.76 396 25 PEAK 3 5700.10 54.21 105.23 -51.02 38.73 36.60 11.66 32.78 396 25 PEAK 4 5720.05 52.58 110.91 -58.33 37.07 36.64 11.66 32.79 396 25 PEAK	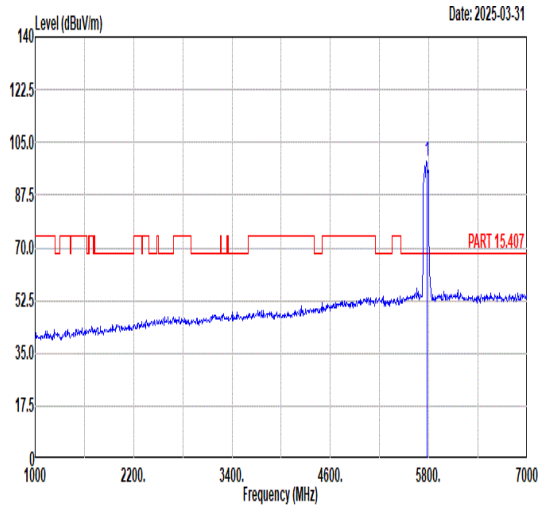 Freq Level Limit Line Margin (dB) Read Level Ant Factor Cable Loss Preamp Factor APos TPos Remark MHz dBuV/m dBuV/m dBuV dB/m dB dB cm deg 1 5775.00 98.72 ------ ------ 83.24 36.66 11.63 32.81 396 25 PEAK
Avg	Blank	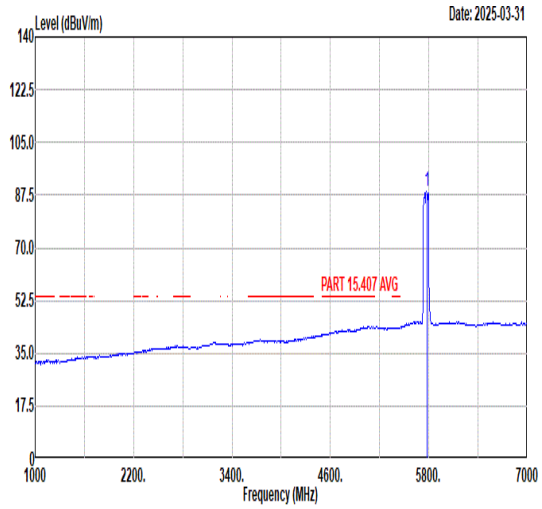 Freq Level Limit Line Margin (dB) Read Level Ant Factor Cable Loss Preamp Factor APos TPos Remark MHz dBuV/m dBuV/m dBuV dB/m dB dB cm deg 1 5775.00 88.88 ------ ------ 73.40 36.66 11.63 32.81 396 25 AVERAGE

Mode	42	
	Band Edge - R	
	U-NII-3_5.725-5.85_802.11be EHT80_CH155_Puncturing 20M_4_5775MHz	
ANT	CDD 7+6	
Pol.	Horizontal	Fundamental
Peak	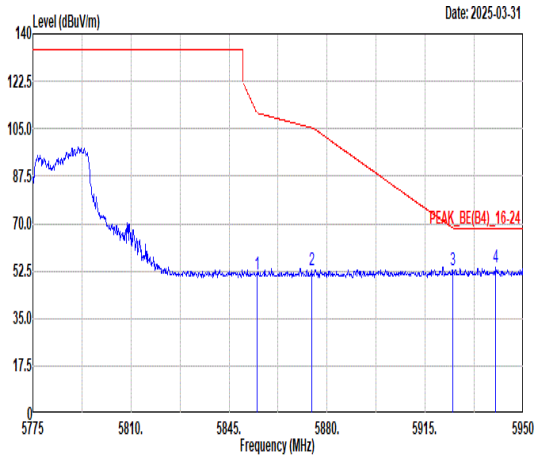 Freq Level Limit Line Margin (dB) Read Level Ant Factor Cable Loss Preamp Factor APos TPos Remark MHz dBuV/m dBuV/m dBuV dB/m dB dB cm deg 1 5854.98 51.13 110.86 -59.73 35.94 36.51 11.52 32.84 396 25 PEAK 2 5874.40 52.74 105.37 -52.63 37.55 36.55 11.49 32.85 396 25 PEAK 3 5924.80 53.07 68.35 -15.28 37.89 36.65 11.40 32.87 396 25 PEAK 4 5940.20 53.91 68.30 -14.39 38.73 36.68 11.38 32.88 396 25 PEAK	Blank

Mode	42	
	Band Edge - L	
	U-NII-3_5.725-5.85_802.11be EHT80_CH155_Puncturing 20M_4_5775MHz	
ANT	CDD 7+6	
Pol.	Vertical	Fundamental
Peak	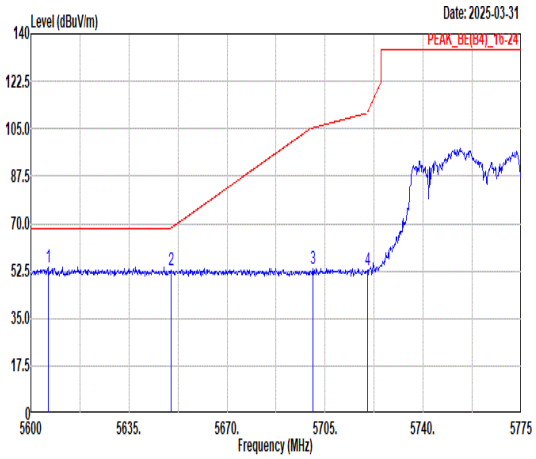 Freq Level Limit Line Margin (dB) Read Level Ant Factor Cable Loss Preamp Factor APos TPos Remark MHz dBuV/m dBuV/m dBuV dB/m dB dB cm deg 1 5606.13 54.12 68.30 -14.18 38.83 36.32 11.71 32.74 400 335 PEAK 2 5650.05 52.74 68.34 -15.60 37.31 36.50 11.69 32.76 400 335 PEAK 3 5700.63 53.26 105.38 -52.12 37.78 36.60 11.66 32.78 400 335 PEAK 4 5720.23 52.81 111.31 -58.50 37.30 36.64 11.66 32.79 400 335 PEAK	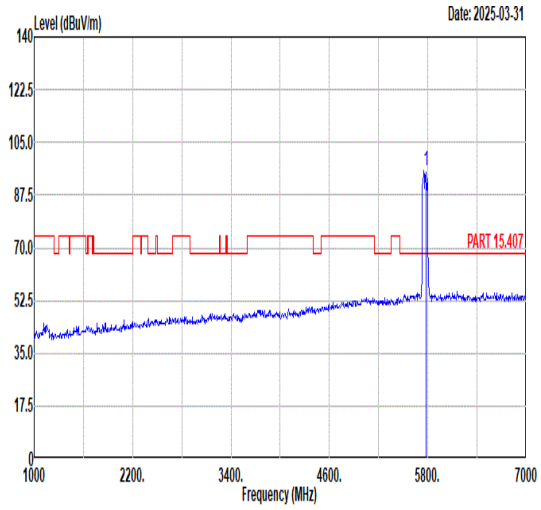 Freq Level Limit Line Margin (dB) Read Level Ant Factor Cable Loss Preamp Factor APos TPos Remark MHz dBuV/m dBuV/m dBuV dB/m dB dB cm deg 1 5775.00 95.60 ------ ------ 80.06 36.70 11.64 32.80 400 335 PEAK
Avg	Blank	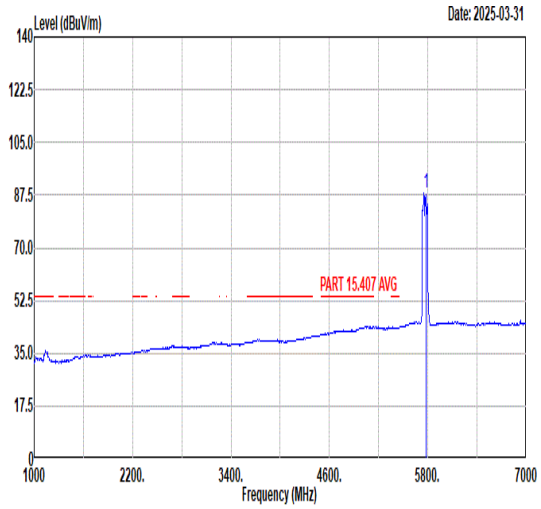 Freq Level Limit Line Margin (dB) Read Level Ant Factor Cable Loss Preamp Factor APos TPos Remark MHz dBuV/m dBuV/m dBuV dB/m dB dB cm deg 1 5775.00 88.00 ------ ------ 72.46 36.70 11.64 32.80 400 335 AVERAGE

Mode	42	
	Band Edge - R	
	U-NII-3_5.725-5.85_802.11be EHT80_CH155_Puncturing 20M_4_5775MHz	
ANT	CDD 7+6	
Pol.	Vertical	Fundamental
Peak	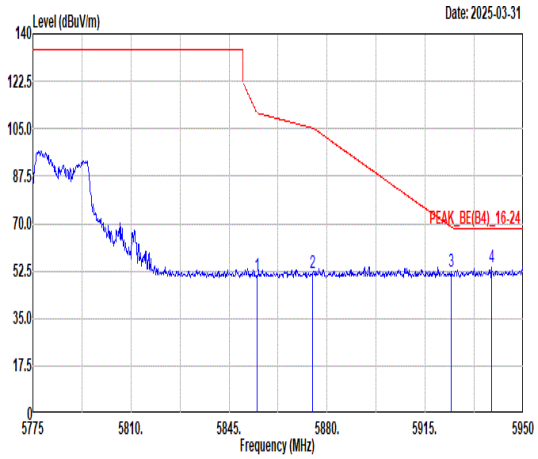 Freq Level Limit Line Margin (dB) Read Level Ant Factor Cable Loss Preamp Factor APos TPos Remark MHz dBuV/m dBuV/m dBuV dB/m dB dB cm deg 1 5854.98 50.55 110.86 -60.31 35.36 36.51 11.52 32.84 400 335 PEAK 2 5874.93 51.62 105.22 -53.60 36.43 36.55 11.49 32.85 400 335 PEAK 3 5924.28 52.44 68.73 -16.29 37.26 36.65 11.40 32.87 400 335 PEAK 4 5938.63 53.86 68.30 -14.44 38.68 36.68 11.38 32.88 400 335 PEAK	Blank

Mode	43	
	LF	
	U-NII-1_5.15-5.25_802.11ac VHT80_CH42_5210MHz	
ANT	CDD 7+6	
Pol.	Horizontal	Vertical
Peak	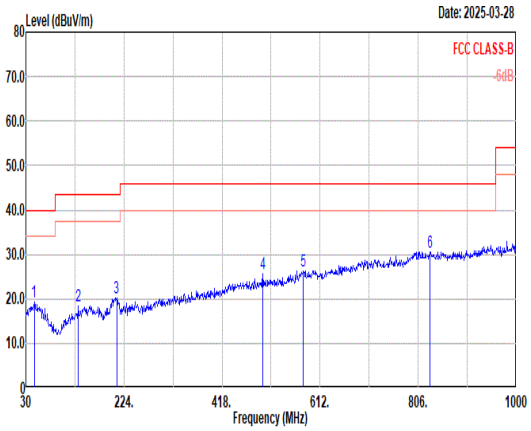	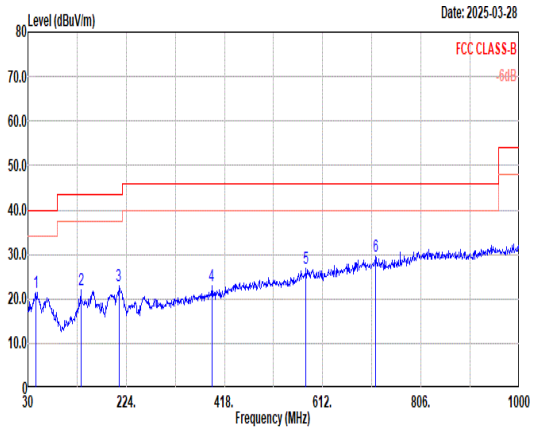

	Freq	Level	Limit Line	Margin	Read Level	Ant Factor	Cable Loss	Preamp Factor	APos	TPos	Remark
	MHz	dBuV/m	dBuV/m	dB	dBuV	dB/m	dB	dB	cm	deg	
1	46.49	19.20	40.00	-20.80	37.62	20.25	1.25	39.92	---	---	Peak
2	133.79	18.33	43.50	-25.17	37.79	18.48	2.10	40.04	---	---	Peak
3	209.45	20.32	43.50	-23.18	41.06	16.62	2.63	39.99	---	---	Peak
4	498.51	25.74	46.00	-20.26	37.62	23.80	4.02	39.70	---	---	Peak
5	579.02	26.36	46.00	-19.64	36.30	25.37	4.34	39.65	---	---	Peak
6	829.28	30.62	46.00	-15.38	36.48	28.42	5.17	39.45	---	---	Peak

	Freq	Level	Limit Line	Margin	Read Level	Ant Factor	Cable Loss	Preamp Factor	APos	TPos	Remark
	MHz	dBuV/m	dBuV/m	dB	dBuV	dB/m	dB	dB	cm	deg	
1	45.52	21.52	40.00	-18.48	39.97	20.23	1.24	39.92	---	---	Peak
2	134.76	22.00	43.50	-21.50	41.34	18.60	2.10	40.04	---	---	Peak
3	209.45	22.81	43.50	-20.69	43.55	16.62	2.63	39.99	---	---	Peak
4	392.78	23.06	46.00	-22.94	37.27	21.98	3.57	39.76	---	---	Peak
5	579.02	26.76	46.00	-19.24	36.70	25.37	4.34	39.65	---	---	Peak
6	715.79	29.52	46.00	-16.48	37.16	27.11	4.80	39.55	---	---	Peak

Mode	44	
	LF	
	U-NII-3_5.725-5.85_802.11n HT40_CH151_5755MHz	
ANT	CDD 7+6	
Pol.	Horizontal	Vertical
Peak	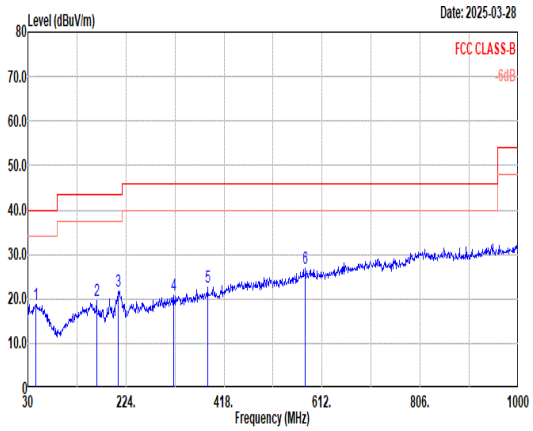	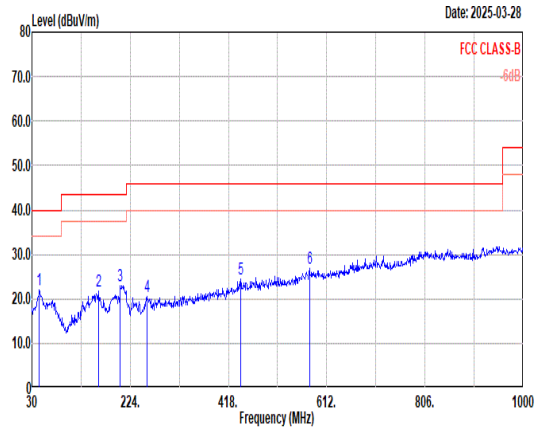

Horizontal:

	Freq	Level	Limit Line	Margin	Read Level	Ant Factor	Cable Loss	Preamp Factor	APos	TPos	Remark
	MHz	dBuV/m	dBuV/m	dB	dBuV	dB/m	dB	dB	cm	deg	
1	45.52	18.69	40.00	-21.31	37.14	20.23	1.24	39.92	---	---	Peak
2	165.80	19.59	43.50	-23.91	37.98	19.29	2.34	40.02	---	---	Peak
3	208.48	21.81	43.50	-21.69	42.60	16.58	2.62	39.99	---	---	Peak
4	319.06	20.87	46.00	-25.13	37.35	20.20	3.22	39.90	---	---	Peak
5	385.02	22.58	46.00	-23.42	37.03	21.80	3.53	39.78	---	---	Peak
6	579.02	26.78	46.00	-19.22	36.72	25.37	4.34	39.65	---	---	Peak

Vertical:

	Freq	Level	Limit Line	Margin	Read Level	Ant Factor	Cable Loss	Preamp Factor	APos	TPos	Remark
	MHz	dBuV/m	dBuV/m	dB	dBuV	dB/m	dB	dB	cm	deg	
1	44.55	21.91	40.00	-18.09	40.36	20.24	1.23	39.92	---	---	Peak
2	160.95	21.73	43.50	-21.77	40.12	19.32	2.31	40.02	---	---	Peak
3	204.60	23.05	43.50	-20.45	43.95	16.49	2.60	39.99	---	---	Peak
4	256.98	20.52	46.00	-25.48	39.19	18.39	2.90	39.96	---	---	Peak
5	442.25	24.32	46.00	-21.68	37.24	23.02	3.79	39.73	---	---	Peak
6	578.05	26.97	46.00	-19.03	36.93	25.35	4.34	39.65	---	---	Peak

Co-location mode:

Mode	45	
	Band Edge	
	2400-2483.5_802.11b_CH01_2412MHz+ U-NII-1_5.15-5.25_802.11ac VHT80_CH42_5210MHz +Band14	
ANT	CDD 7+6+4	
Pol.	Horizontal	Fundamental
Peak	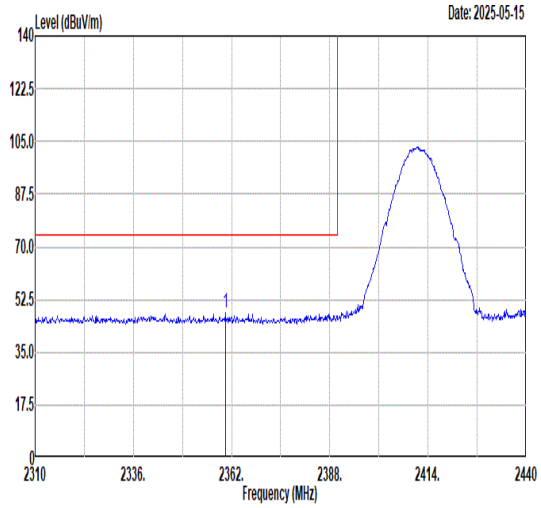 Freq Level Limit Line Margin (dB) Read Level Ant Factor Cable Loss Preamp Factor APos TPos Remark MHz dBuV/m dBuV/m dBuV dB/m dB dB cm deg 1 2360.31 47.97 74.00 -26.03 43.20 30.60 6.83 32.66 391 131 PEAK	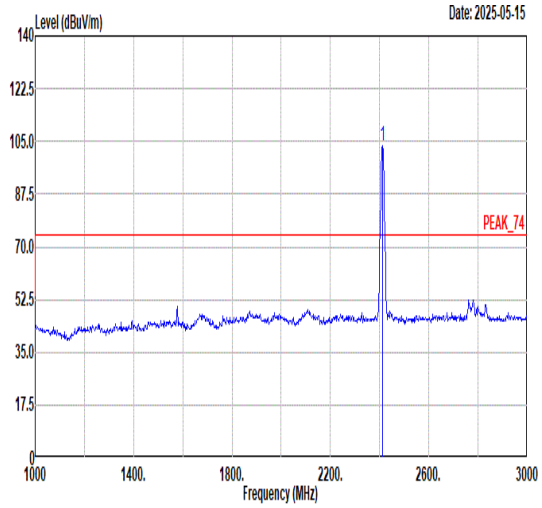 Freq Level Limit Line Margin (dB) Read Level Ant Factor Cable Loss Preamp Factor APos TPos Remark MHz dBuV/m dBuV/m dBuV dB/m dB dB cm deg 1 2412.00 103.78 ------ ------ 98.91 30.62 6.89 32.64 391 131 PEAK
Avg	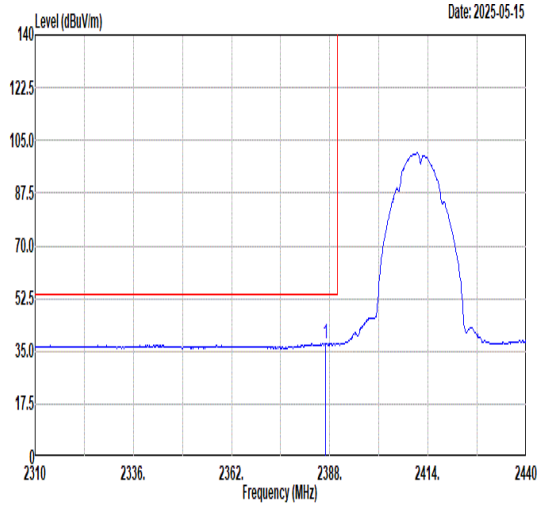 Freq Level Limit Line Margin (dB) Read Level Ant Factor Cable Loss Preamp Factor APos TPos Remark MHz dBuV/m dBuV/m dBuV dB/m dB dB cm deg 1 2386.96 37.74 54.00 -16.26 32.93 30.60 6.86 32.65 391 131 AVERAGE	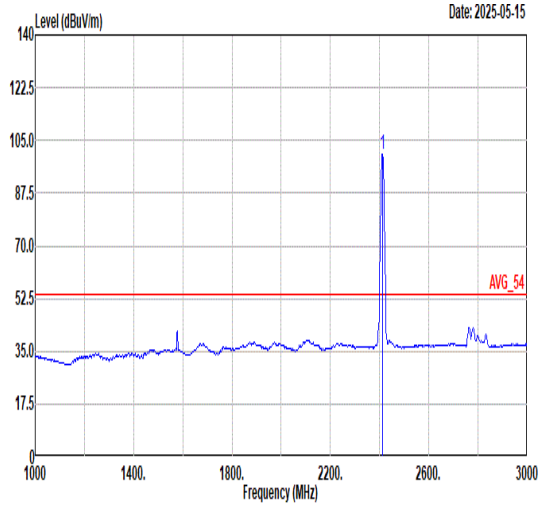 Freq Level Limit Line Margin (dB) Read Level Ant Factor Cable Loss Preamp Factor APos TPos Remark MHz dBuV/m dBuV/m dBuV dB/m dB dB cm deg 1 2412.00 100.62 ------ ------ 95.75 30.62 6.89 32.64 391 131 AVERAGE

Mode	45	
	Band Edge	
	2400-2483.5_802.11b_CH01_2412MHz+ U-NII-1_5.15-5.25_802.11ac VHT80_CH42_5210MHz +Band14_10M	
ANT	CDD 7+6+4	
Pol.	Vertical	Fundamental
Peak	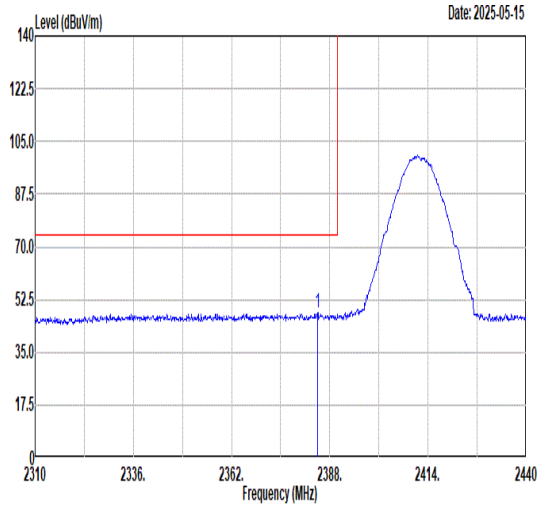 Freq Level Limit Line Margin (dB) Read Level Ant Factor Cable Loss Preamp Factor APos TPos Remark MHz dBuV/m dBuV/m dBuV dB/m dB dB cm deg 1 2384.75 48.12 74.00 -25.88 43.31 30.60 6.86 32.65 359 173 PEAK	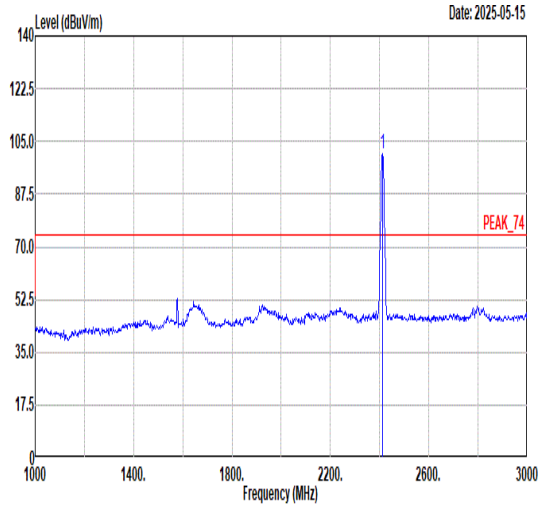 Freq Level Limit Line Margin (dB) Read Level Ant Factor Cable Loss Preamp Factor APos TPos Remark MHz dBuV/m dBuV/m dBuV dB/m dB dB cm deg 1 2412.00 100.80 ------ ------ 95.93 30.62 6.89 32.64 359 173 PEAK
Avg	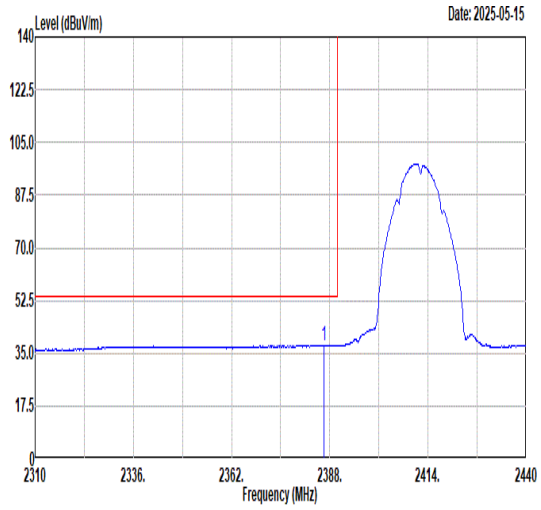 Freq Level Limit Line Margin (dB) Read Level Ant Factor Cable Loss Preamp Factor APos TPos Remark MHz dBuV/m dBuV/m dBuV dB/m dB dB cm deg 1 2386.44 37.74 54.00 -16.26 32.93 30.60 6.86 32.65 359 173 AVERAGE	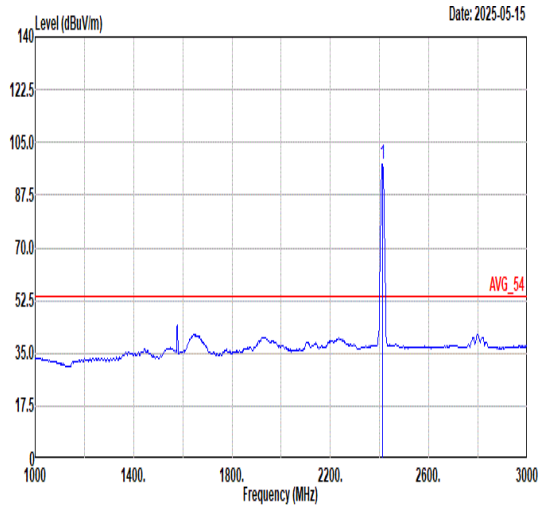 Freq Level Limit Line Margin (dB) Read Level Ant Factor Cable Loss Preamp Factor APos TPos Remark MHz dBuV/m dBuV/m dBuV dB/m dB dB cm deg 1 2412.00 97.77 ------ ------ 92.90 30.62 6.89 32.64 359 173 AVERAGE

Mode	45	
	Band Edge	
	2400-2483.5_802.11b_CH01_2412MHz+ U-NII-1_5.15-5.25_802.11ac VHT80_CH42_5210MHz +Band14_10M	
ANT	CDD 7+6+4	
Pol.	Horizontal	Fundamental
Peak	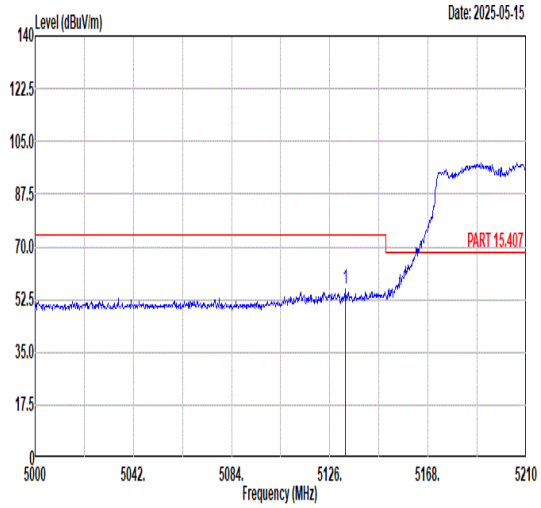 Freq Level Limit Line Margin (dB) Read Level Ant Factor Cable Loss Preamp Factor APos TPos Remark MHz dBuV/m dBuV/m dBuV dB/m dB dB cm deg 1 5132.72 55.99 74.00 -18.01 42.34 35.73 10.55 32.63 227 319 PEAK	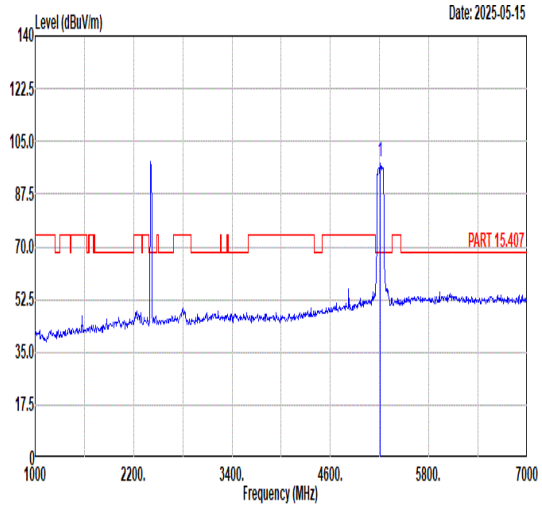 Freq Level Limit Line Margin (dB) Read Level Ant Factor Cable Loss Preamp Factor APos TPos Remark MHz dBuV/m dBuV/m dBuV dB/m dB dB cm deg 1 5210.00 98.04 ------ ------ 93.17 30.62 6.89 32.64 227 319 PEAK
Avg	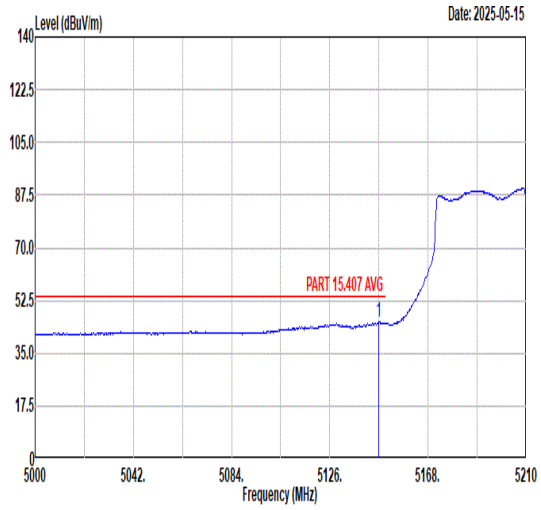 Freq Level Limit Line Margin (dB) Read Level Ant Factor Cable Loss Preamp Factor APos TPos Remark MHz dBuV/m dBuV/m dBuV dB/m dB dB cm deg 1 5146.79 45.29 54.00 -8.71 31.69 35.71 10.52 32.63 227 319 AVERAGE	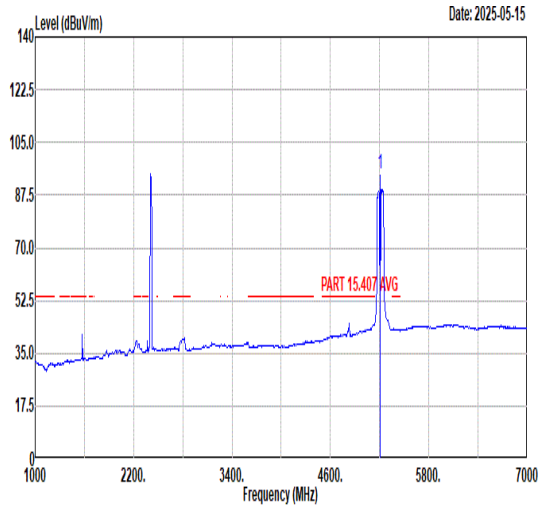 Freq Level Limit Line Margin (dB) Read Level Ant Factor Cable Loss Preamp Factor APos TPos Remark MHz dBuV/m dBuV/m dBuV dB/m dB dB cm deg 1 5210.00 94.67 ------ ------ 89.80 30.62 6.89 32.64 227 319 AVERAGE

Mode	45	
	Band Edge	
	2400-2483.5_802.11b_CH01_2412MHz+ U-NII-1_5.15-5.25_802.11ac VHT80_CH42_5210MHz +Band14_10M	
ANT	CDD 7+6+4	
Pol.	Horizontal	Fundamental
Peak	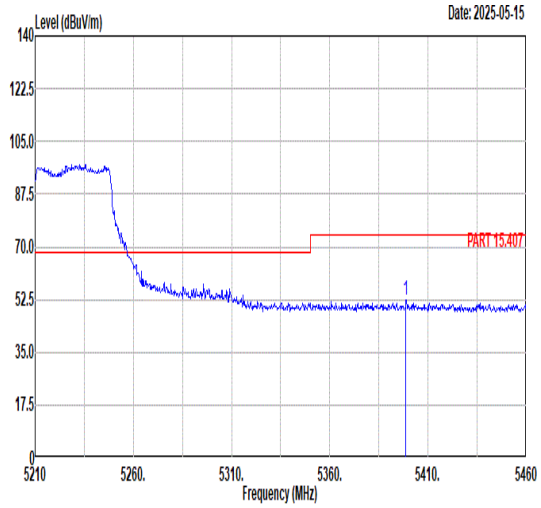 Freq Level Limit Line Margin (dB) Read Level Ant Factor Cable Loss Preamp Factor APos TPos Remark MHz dBuV/m dBuV/m dBuV dB/m dB dB cm deg 1 5398.75 52.18 74.00 -21.82 38.36 36.00 10.50 32.68 227 319 PEAK	Blank
Avg	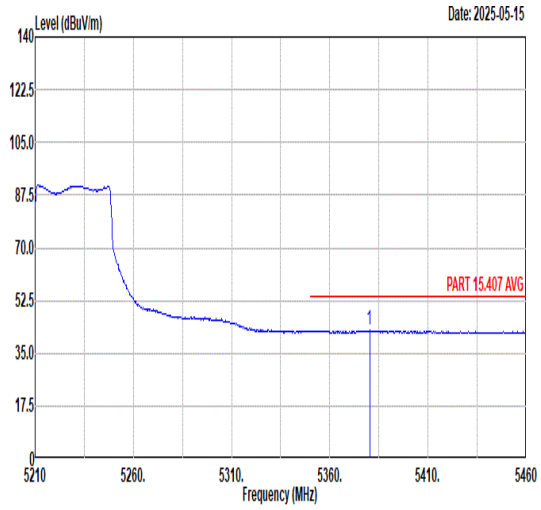 Freq Level Limit Line Margin (dB) Read Level Ant Factor Cable Loss Preamp Factor APos TPos Remark MHz dBuV/m dBuV/m dBuV dB/m dB dB cm deg 1 5380.25 42.61 54.00 -11.39 28.73 36.04 10.52 32.68 227 319 AVERAGE	Blank