11BE80MIMO_Ant6_5775

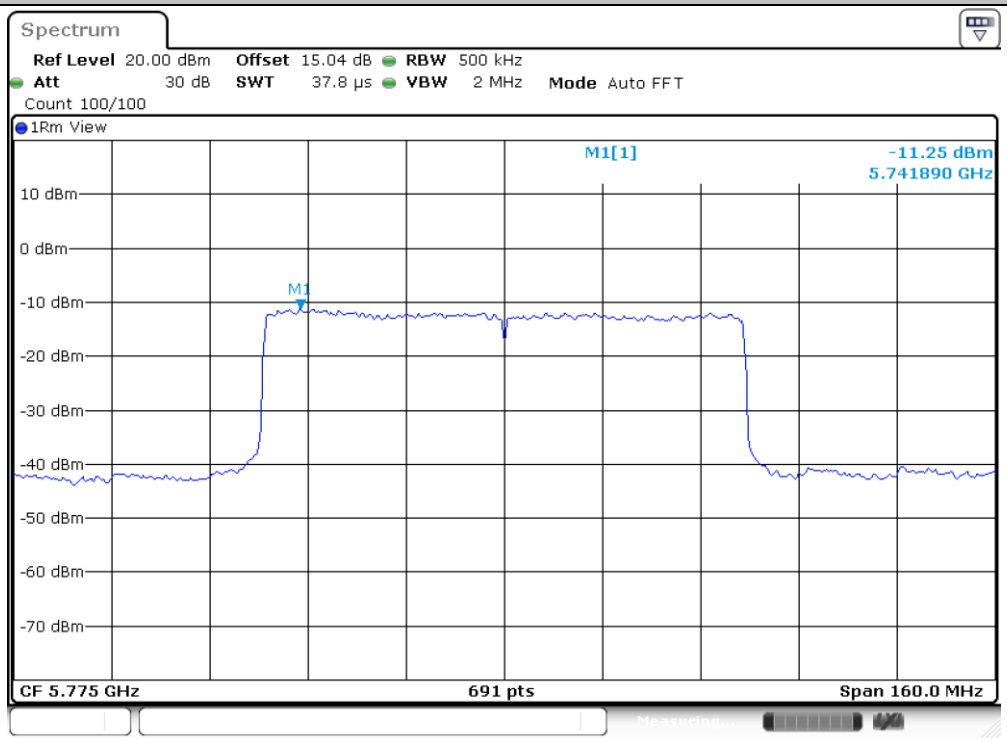

<Small RU & Large RU & Puncturing mode>

Maximum conducted output power

Test Result

Test Mode	Antenna	Freq (MHz)	MRU Type	MRU Index	Set Power	Channel Powert [dBm]	Duty Cycle [%]	DC Factor [dBm]	Result [dBm]	Limit [dBm]	Gain [dBi]	EIRP [dBm]	EIRP Limit [dBm]	Verdict
11BE20MIMO	Ant7	5180	52+26_OFDMA	1	5	3.65	99.56	0.02	3.67	≤23.98	1.67	5.34	---	PASS
			106+26_OFDMA	1	6.5	5.50	99.32	0.03	5.53	≤23.98	1.67	7.20	---	PASS
	Ant6	5180	52+26_OFDMA	1	5	4.01	99.56	0.02	4.03	≤23.98	3.35	7.38	---	PASS
			106+26_OFDMA	1	6.5	6.22	99.32	0.03	6.25	≤23.98	3.35	9.60	---	PASS
	total	5180	52+26_OFDMA	1	---	---	---	---	6.86	≤23.98	3.35	10.21	---	PASS
			106+26_OFDMA	1	---	---	---	---	8.92	≤23.98	3.35	12.27	---	PASS
	Ant7	5240	52+26_OFDMA	3	5	4.28	100.00	0.00	4.28	≤23.98	1.67	5.95	---	PASS
			106+26_OFDMA	2	6.5	5.78	99.32	0.03	5.81	≤23.98	1.67	7.48	---	PASS
	Ant6	5240	52+26_OFDMA	3	5	4.50	100.00	0.00	4.50	≤23.98	3.35	7.85	---	PASS
			106+26_OFDMA	2	6.5	6.59	99.32	0.03	6.62	≤23.98	3.35	9.97	---	PASS
	total	5240	52+26_OFDMA	3	---	---	---	---	7.40	≤23.98	3.35	10.75	---	PASS
			106+26_OFDMA	2	---	---	---	---	9.24	≤23.98	3.35	12.59	---	PASS
	Ant7	5745	52+26_OFDMA	1	5	4.45	99.56	0.02	4.47	≤30.00	2.79	7.26	---	PASS
			106+26_OFDMA	1	6.5	6.08	99.32	0.03	6.11	≤30.00	2.79	8.90	---	PASS
	Ant6	5745	52+26_OFDMA	1	5	4.23	100.00	0.00	4.23	≤30.00	3.14	7.37	---	PASS
			106+26_OFDMA	1	6.5	6.38	99.66	0.01	6.39	≤30.00	3.14	9.53	---	PASS
	total	5745	52+26_OFDMA	1	---	---	---	---	7.36	≤30.00	3.14	10.50	---	PASS
			106+26_OFDMA	1	---	---	---	---	9.26	≤30.00	3.14	12.40	---	PASS
	Ant7	5825	52+26_OFDMA	3	5	3.97	100.00	0.00	3.97	≤30.00	2.79	6.76	---	PASS
			106+26_OFDMA	2	7	6.58	99.31	0.03	6.61	≤30.00	2.79	9.40	---	PASS
	Ant6	5825	52+26_OFDMA	3	5	3.74	99.34	0.03	3.77	≤30.00	3.14	6.91	---	PASS
			106+26_OFDMA	2	7	6.60	99.32	0.03	6.63	≤30.00	3.14	9.77	---	PASS
	total	5825	52+26_OFDMA	3	---	---	---	---	6.88	≤30.00	3.14	10.02	---	PASS
			106+26_OFDMA	2	---	---	---	---	9.63	≤30.00	3.14	12.77	---	PASS
11BE80MIMO	Ant7	5210	Large RU 484+242	4	6	6.66	98.80	0.05	6.71	≤23.98	1.67	8.38	---	PASS
			Puncturing 20M	4	7	7.14	100.00	0.00	7.14	≤23.98	1.67	8.81	---	PASS
	Ant6	5210	Large RU 484+242	4	6	7.68	97.59	0.11	7.79	≤23.98	3.35	11.14	---	PASS
			Puncturing 20M	4	7	7.49	99.63	0.02	7.51	≤23.98	3.35	10.86	---	PASS
	total	5210	Large RU 484+242	4	---	---	---	---	10.29	≤23.98	3.35	13.64	---	PASS
			Puncturing 20M	4	---	---	---	---	10.34	≤23.98	3.35	13.69	---	PASS
	Ant7	5775	Large RU 484+242	4	7	8.27	97.59	0.11	8.38	≤30.00	2.79	11.17	---	PASS
			Puncturing 20M	4	8	8.10	99.45	0.02	8.12	≤30.00	2.79	10.91	---	PASS
	Ant6	5775	Large RU 484+242	4	7	8.29	97.59	0.11	8.40	≤30.00	3.14	11.54	---	PASS
			Puncturing 20M	4	8	8.26	99.63	0.02	8.28	≤30.00	3.14	11.42	---	PASS
	total	5775	Large RU 484+242	4	---	---	---	---	11.40	≤30.00	3.14	14.54	---	PASS
			Puncturing 20M	4	---	---	---	---	11.21	≤30.00	3.14	14.35	---	PASS

Note：The Duty Cycle Factor is compensated in the graph.

Maximum power spectral density

Test Result

Test Mode	Antenna	Freq(MHz)	MRU Type	MRU Index	Result [dBm/MHz]	Limit [dBm/MHz]	Verdict
11BE20MIMO	Ant7	5180	52+26_OFDMA	1	-3.26	≤11.00	PASS
			106+26_OFDMA	1	-3.80	≤11.00	PASS
	Ant6	5180	52+26_OFDMA	1	-3.20	≤11.00	PASS
			106+26_OFDMA	1	-3.37	≤11.00	PASS
	total	5180	52+26_OFDMA	1	-0.38	≤11.00	PASS
			106+26_OFDMA	1	-0.68	≤11.00	PASS
	Ant7	5240	52+26_OFDMA	3	-3.49	≤11.00	PASS
			106+26_OFDMA	2	-3.13	≤11.00	PASS
	Ant6	5240	52+26_OFDMA	3	-2.71	≤11.00	PASS
			106+26_OFDMA	2	-2.88	≤11.00	PASS
	total	5240	52+26_OFDMA	3	-0.20	≤11.00	PASS
			106+26_OFDMA	2	-0.28	≤11.00	PASS
	Ant7	5745	52+26_OFDMA	1	-5.79	≤30.00	PASS
			106+26_OFDMA	1	-6.42	≤30.00	PASS
	Ant6	5745	52+26_OFDMA	1	-6.02	≤30.00	PASS
			106+26_OFDMA	1	-6.00	≤30.00	PASS
	total	5745	52+26_OFDMA	1	-2.89	≤30.00	PASS
			106+26_OFDMA	1	-3.19	≤30.00	PASS
	Ant7	5825	52+26_OFDMA	3	-6.49	≤30.00	PASS
			106+26_OFDMA	2	-6.22	≤30.00	PASS
	Ant6	5825	52+26_OFDMA	3	-6.35	≤30.00	PASS
			106+26_OFDMA	2	-5.48	≤30.00	PASS
	total	5825	52+26_OFDMA	3	-3.41	≤30.00	PASS
			106+26_OFDMA	2	-2.82	≤30.00	PASS
11BE80MIMO	Ant7	5210	Large RU 484+242	4	-10.20	≤11.00	PASS
			Puncturing 20M	4	-9.77	≤11.00	PASS
	Ant6	5210	Large RU 484+242	4	-9.28	≤11.00	PASS
			Puncturing 20M	4	-9.51	≤11.00	PASS
	total	5210	Large RU 484+242	4	-6.95	≤11.00	PASS
			Puncturing 20M	4	-7.02	≤11.00	PASS
	Ant7	5775	Large RU 484+242	4	-11.55	≤30.00	PASS
			Puncturing 20M	4	-11.85	≤30.00	PASS
	Ant6	5775	Large RU 484+242	4	-11.63	≤30.00	PASS
			Puncturing 20M	4	-11.99	≤30.00	PASS
	total	5775	Large RU 484+242	4	-8.58	≤30.00	PASS
			Puncturing 20M	4	-8.91	≤30.00	PASS

Note：1.The Result and Limit Unit is dBm/500 kHz in the band 5.725–5.85 GHz.
2.The Duty Cycle Factor and RBW Factor is compensated in the graph.

Test Graphs

11BE20MIMO_Ant7_5180_52+26_OFDMA_1

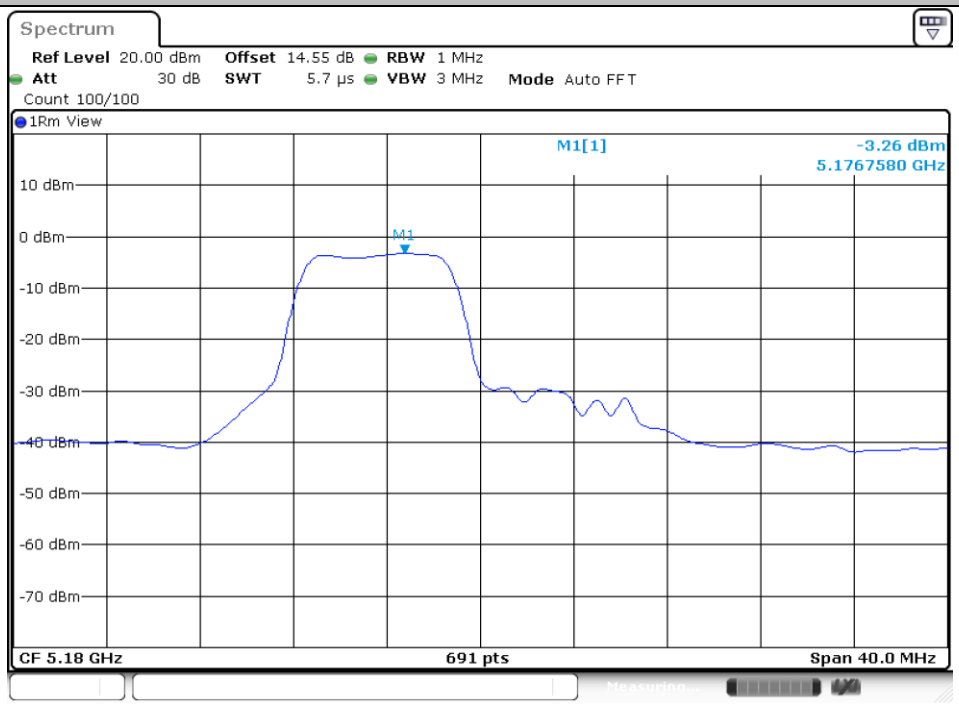

Date: 13.SEP.2024 03:36:15

11BE20MIMO_Ant7_5180_106+26_OFDMA_1

Date: 13.SEP.2024 03:43:31

11BE20MIMO_Ant6_5180_52+26_OFDMA_1

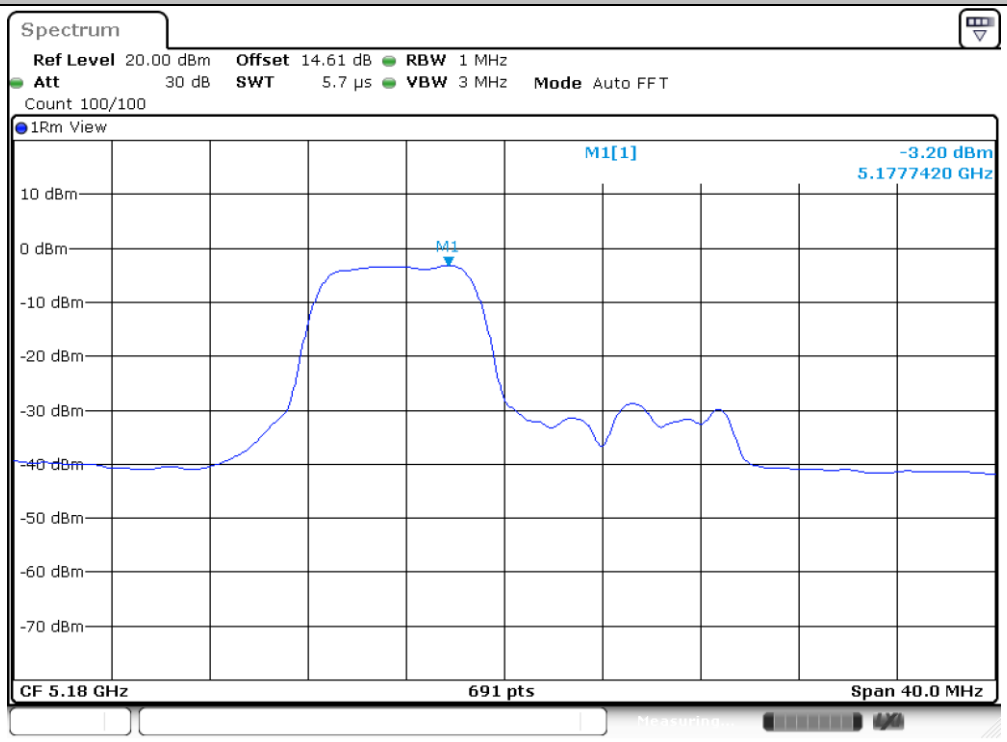

11BE20MIMO_Ant6_5180_106+26_OFDMA_1

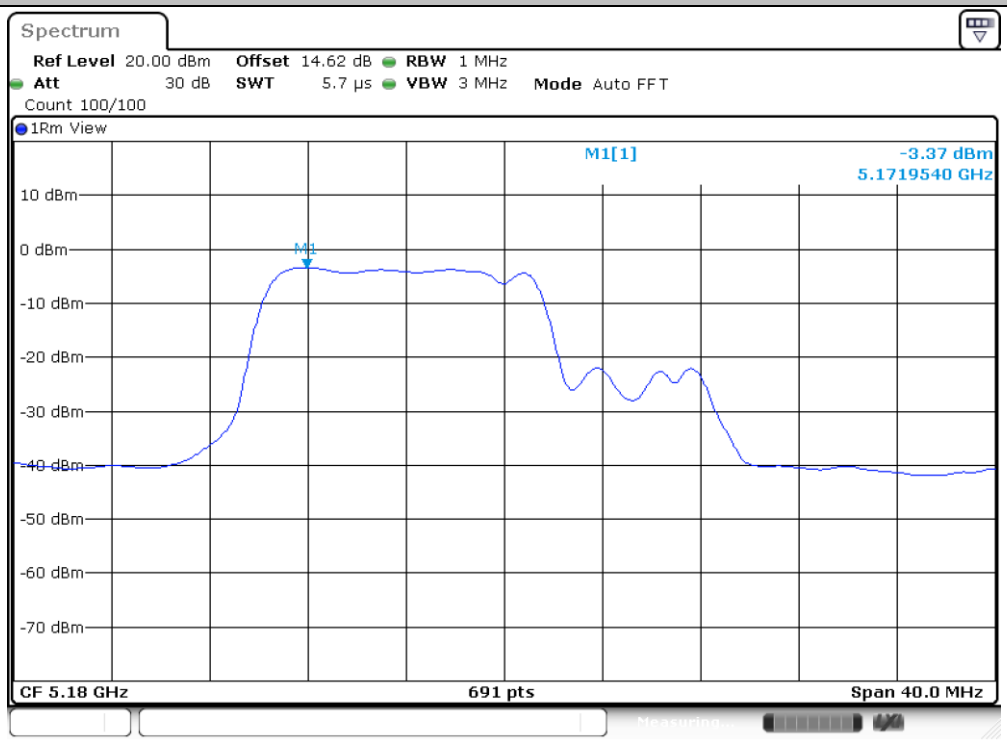

11BE20MIMO_total_5180_52+26_OFDMA_1

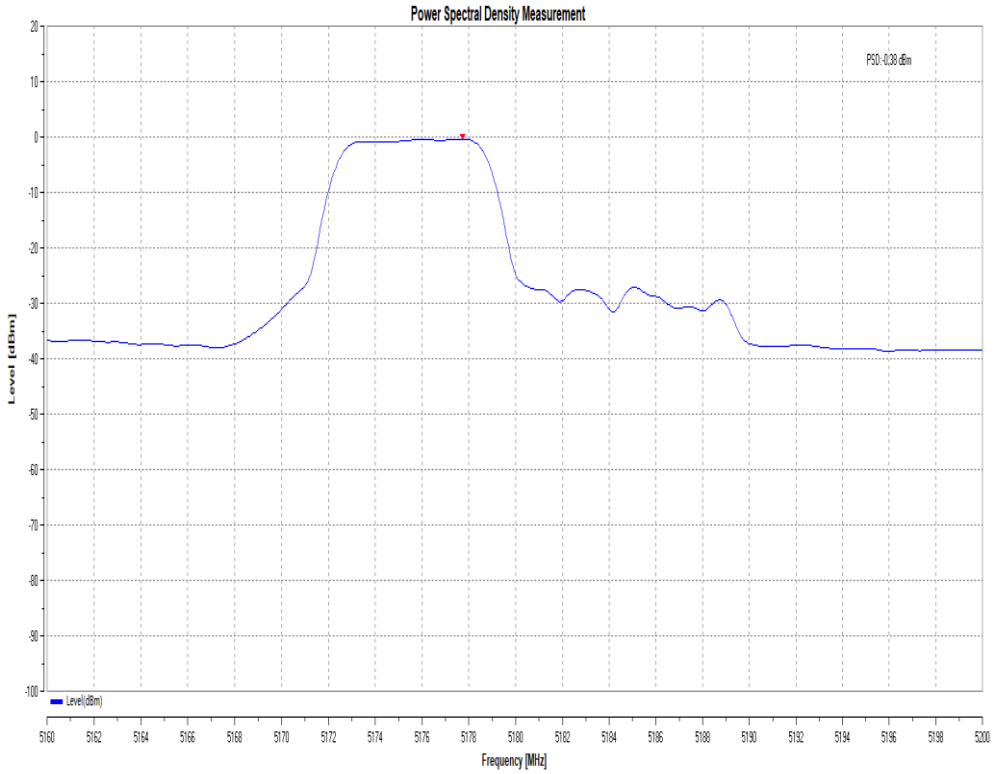

11BE20MIMO_total_5180_106+26_OFDMA_1

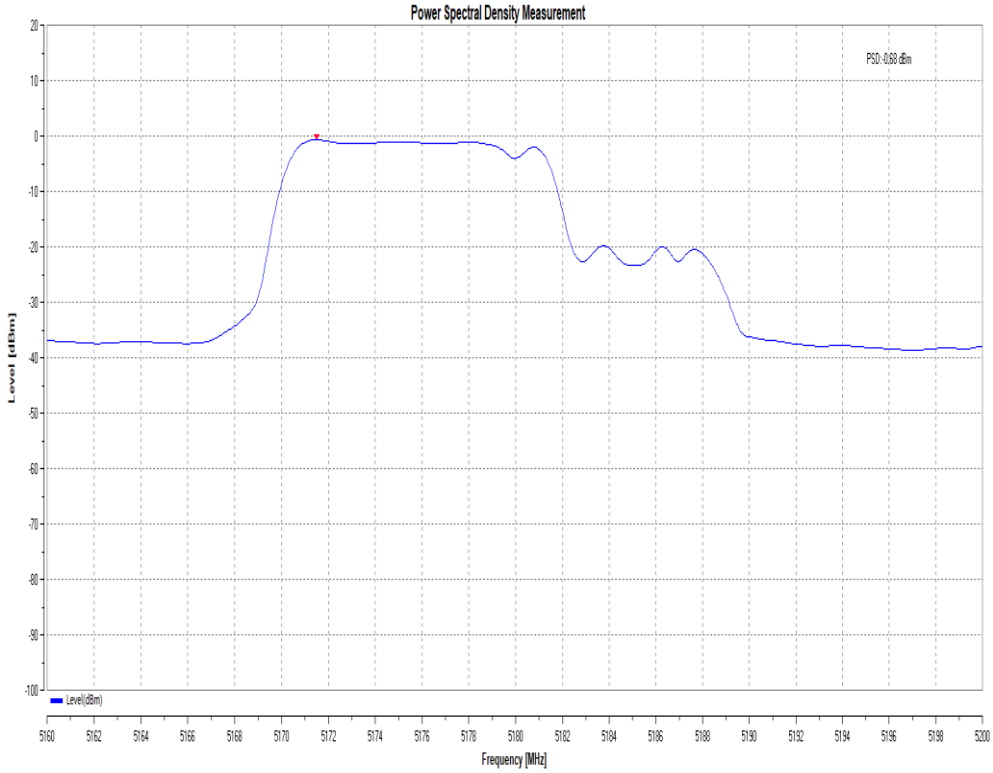

11BE20MIMO_Ant7_5240_52+26_OFDMA_3

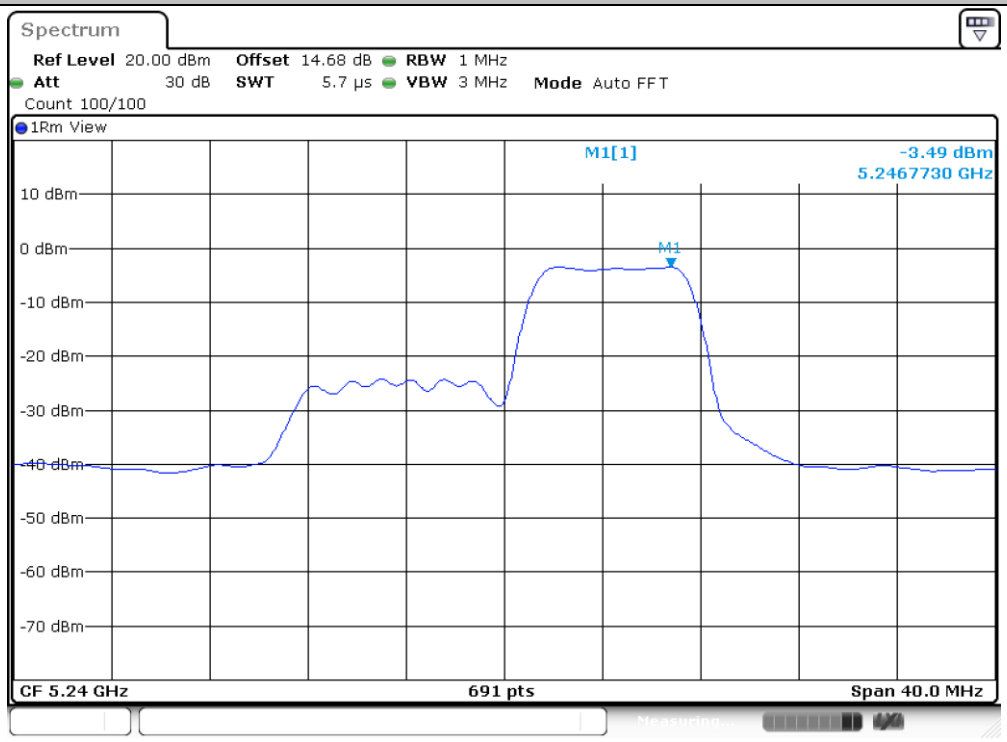

11BE20MIMO_Ant7_5240_106+26_OFDMA_2

11BE20MIMO_Ant6_5240_52+26_OFDMA_3

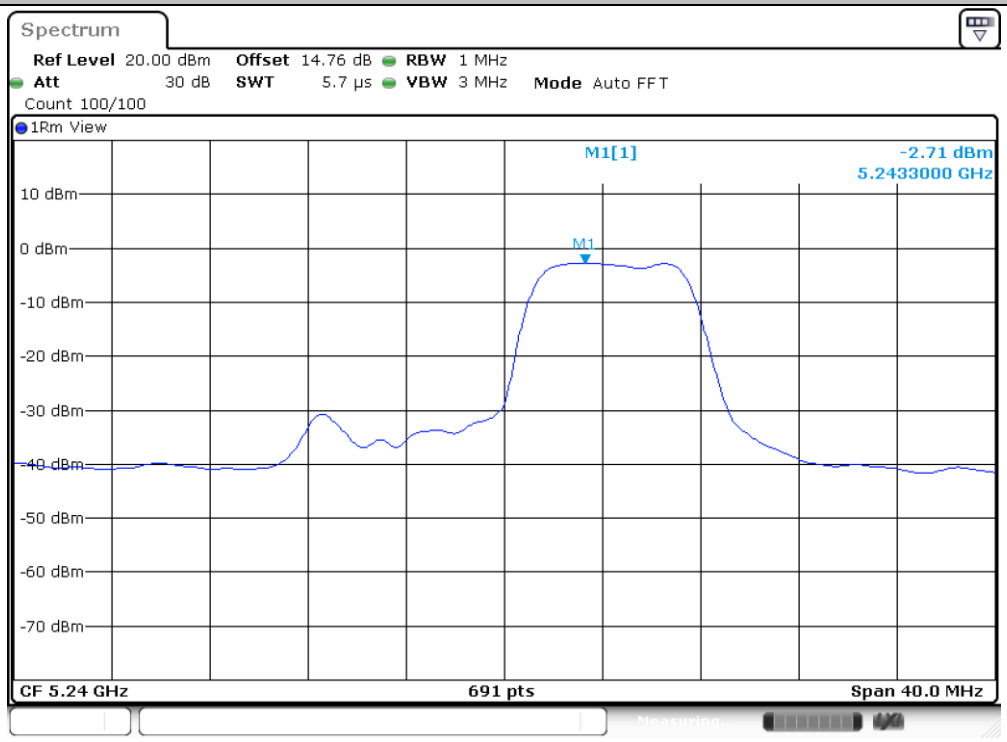

11BE20MIMO_Ant6_5240_106+26_OFDMA_2

11BE20MIMO_total_5240_52+26_OFDMA_3

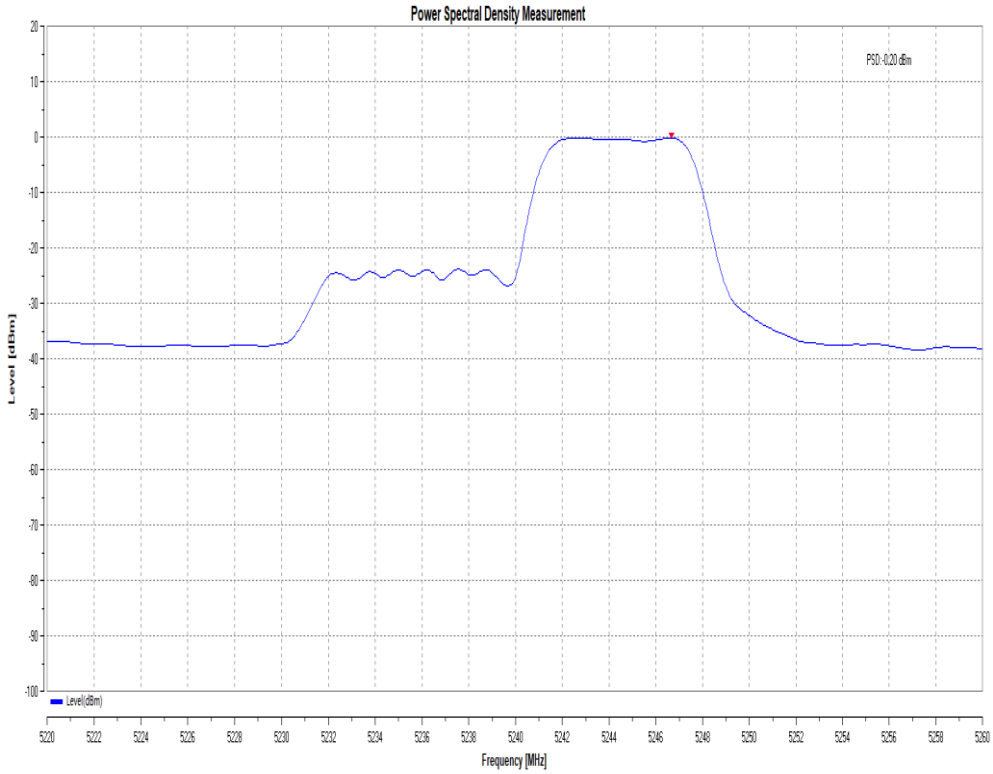

11BE20MIMO_total_5240_106+26_OFDMA_2

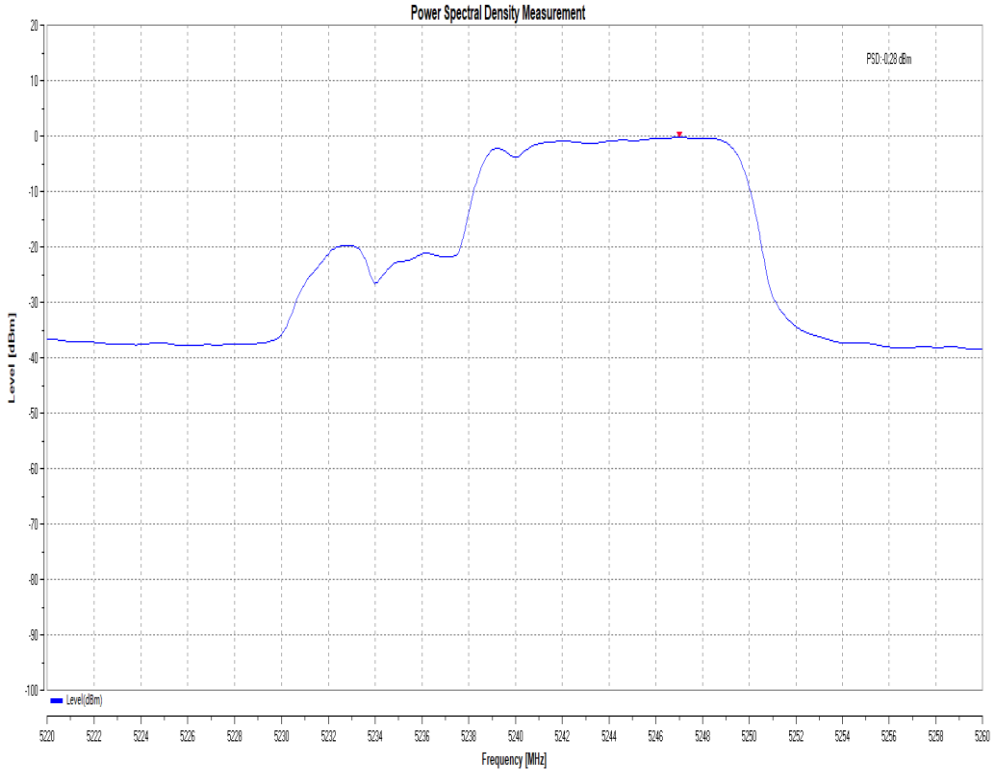

11BE20MIMO_Ant7_5745_52+26_OFDMA_1

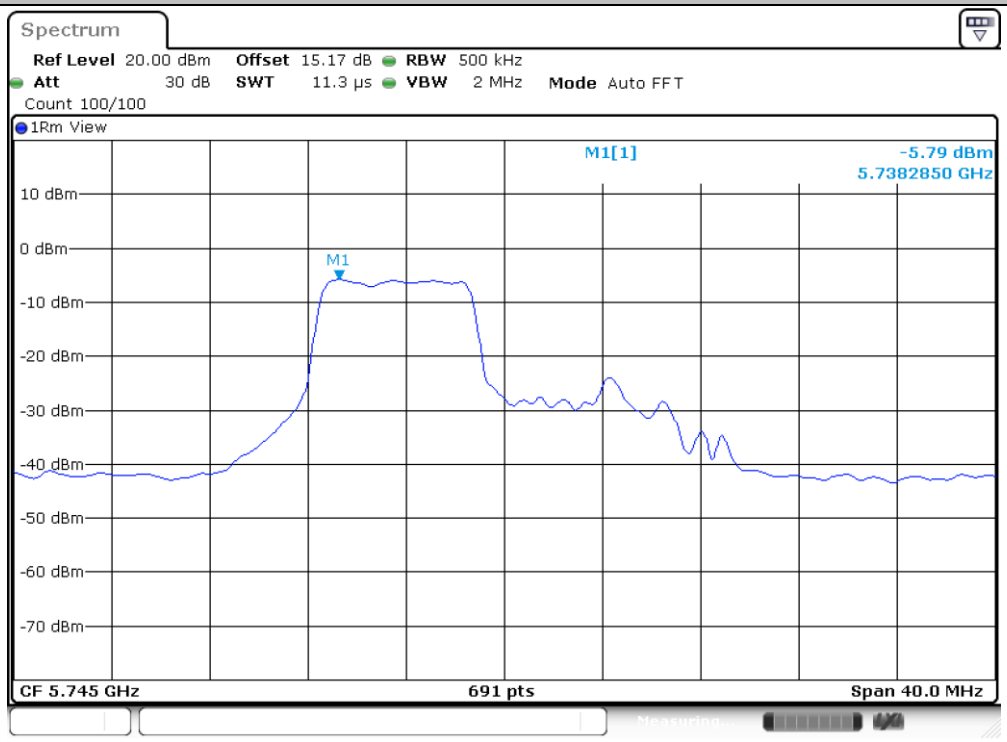

11BE20MIMO_Ant7_5745_106+26_OFDMA_1

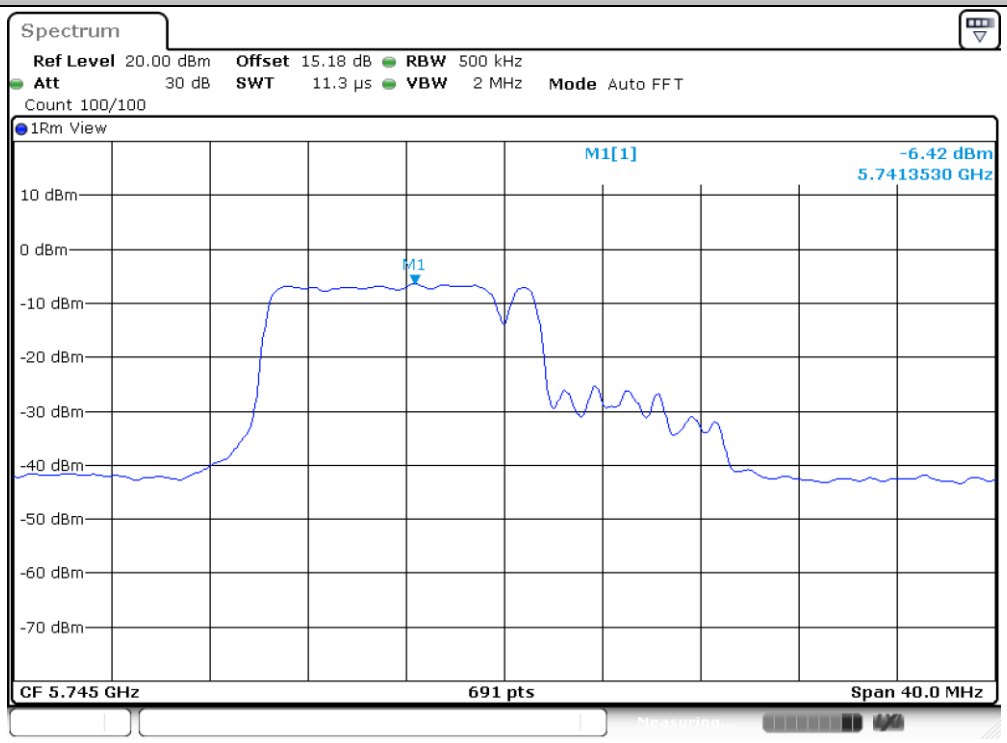

11BE20MIMO_Ant6_5745_52+26_OFDMA_1

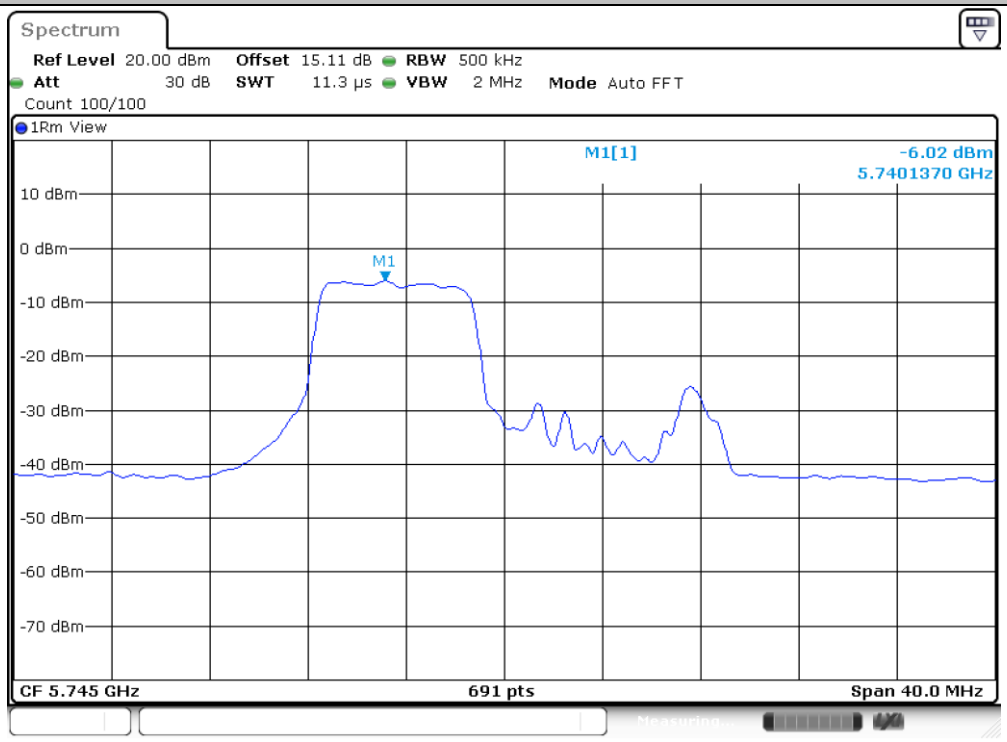

11BE20MIMO_Ant6_5745_106+26_OFDMA_1

11BE20MIMO_Ant7_5825_52+26_OFDMA_3

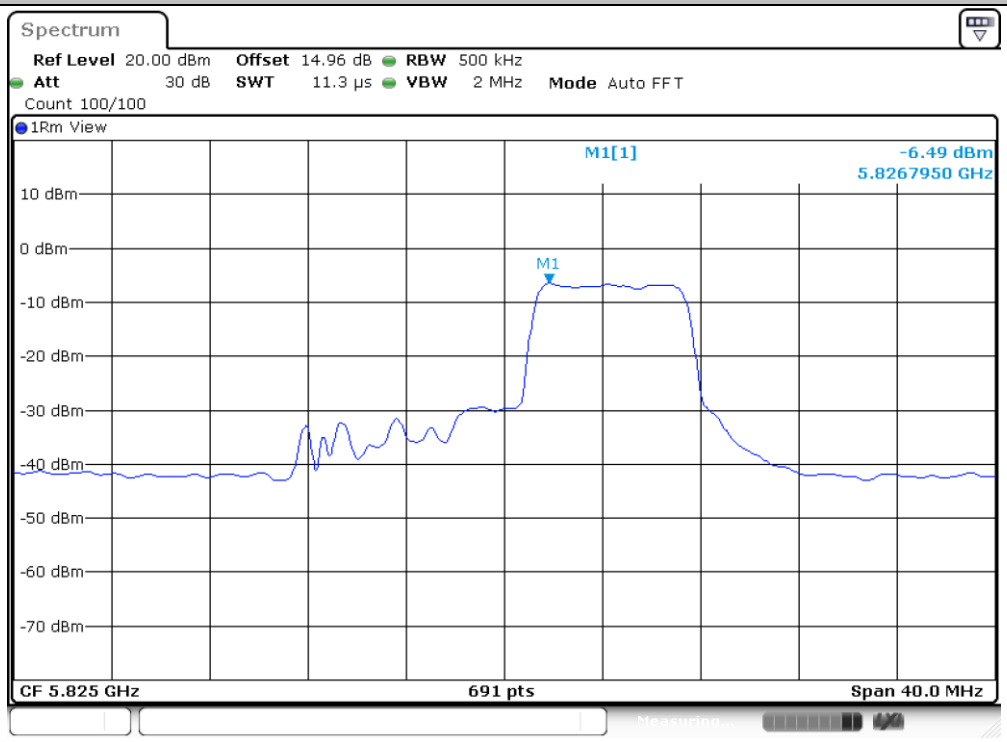

Date: 13.SEP.2024 03:58:07

11BE20MIMO_Ant7_5825_106+26_OFDMA_2

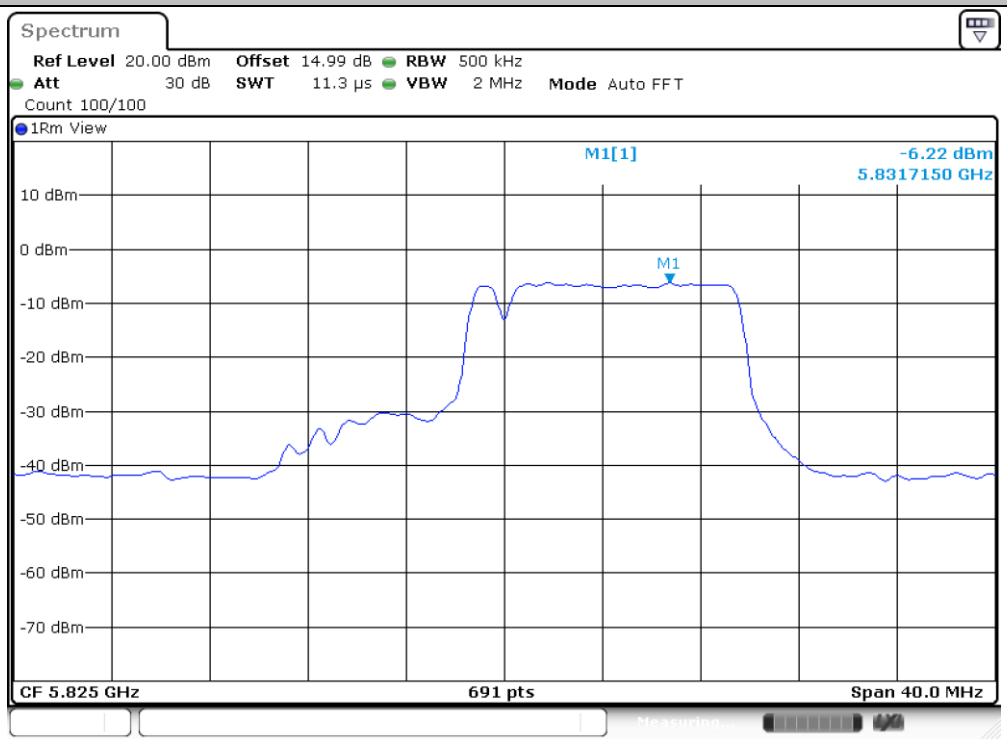

Date: 13.SEP.2024 04:02:22

11BE20MIMO_Ant6_5825_52+26_OFDMA_3

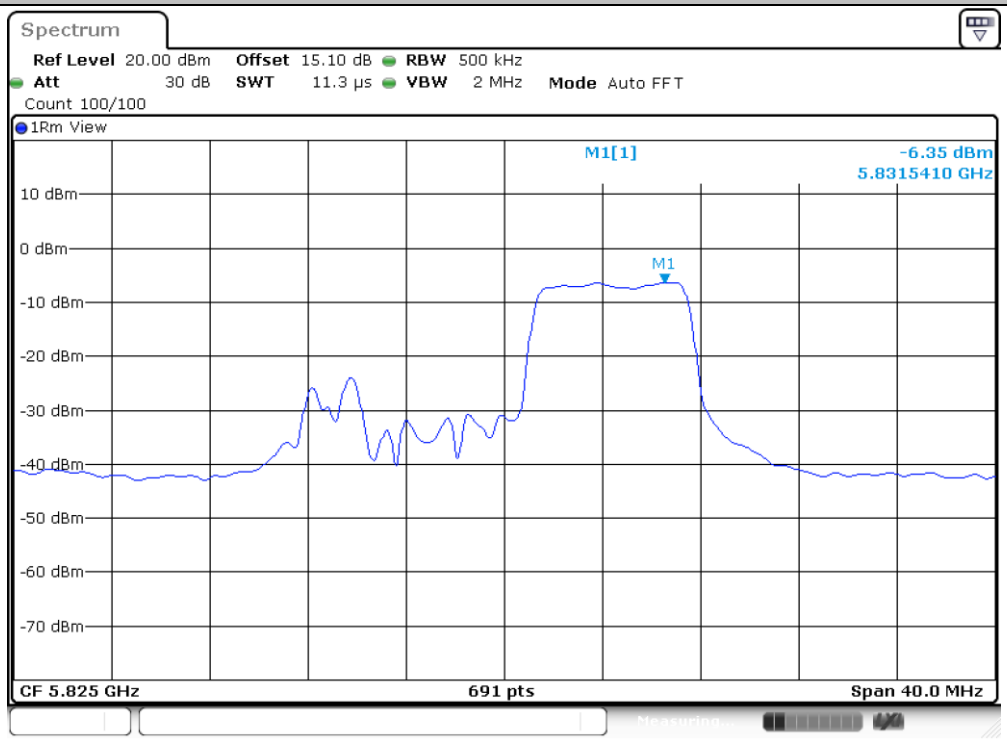

Date: 13.SEP.2024 03:58:35

11BE20MIMO_Ant6_5825_106+26_OFDMA_2

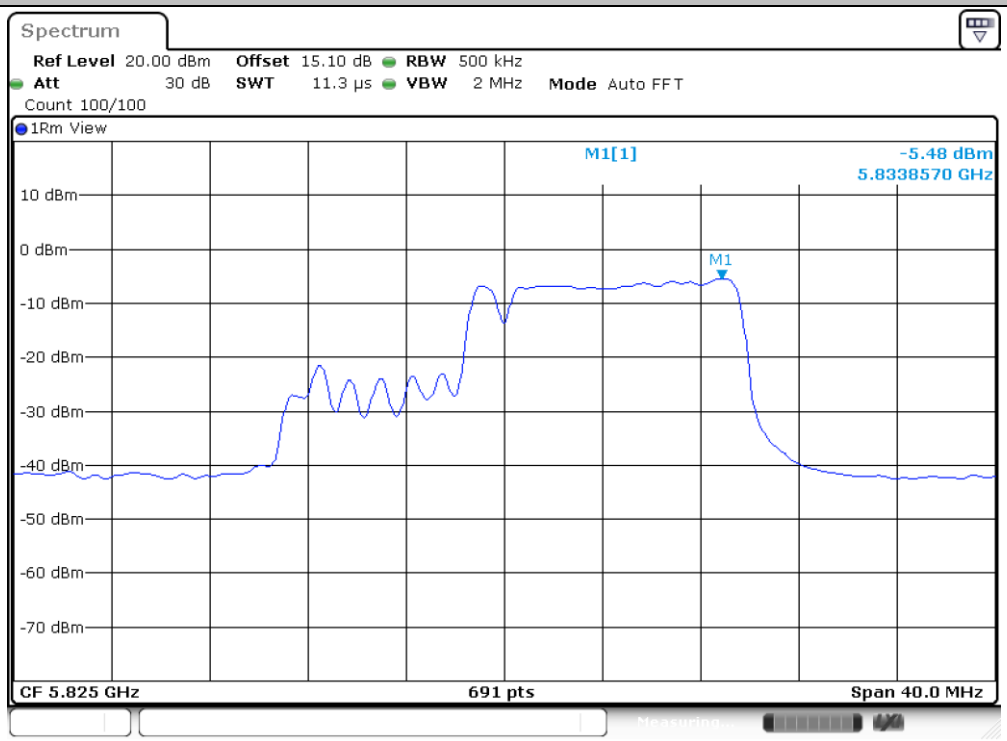

Date: 13.SEP.2024 04:02:29

11BE80MIMO_Ant7_5210_Large RU 484+242_4

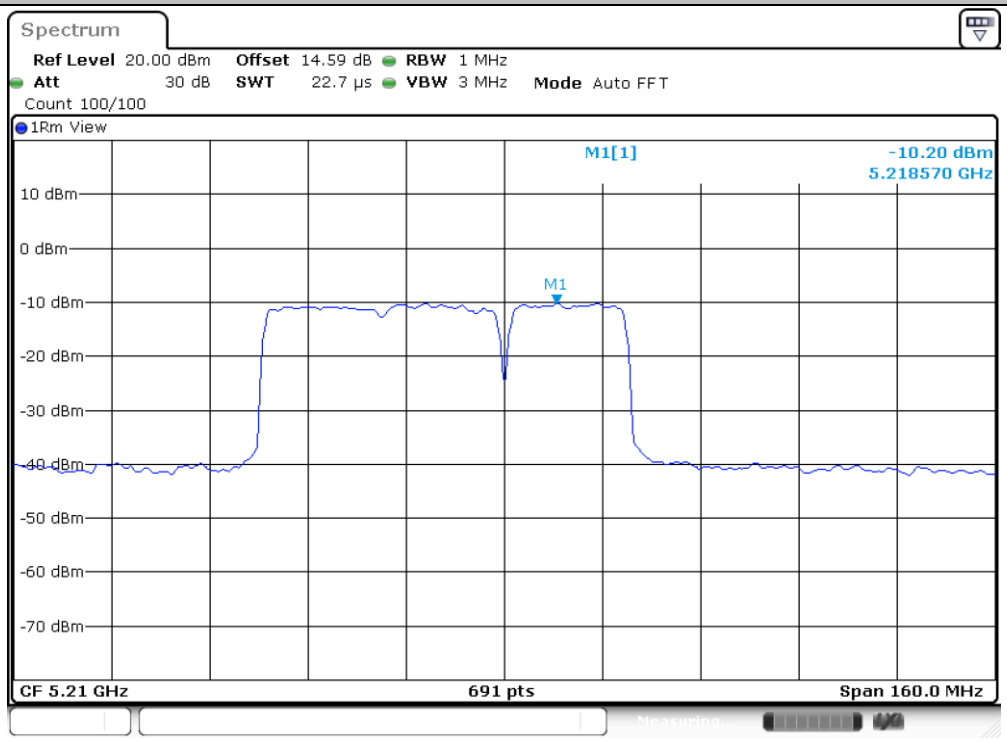

Date: 13.SEP.2024 04:07:43

11BE80MIMO_Ant7_5210_Puncturing 20M_4

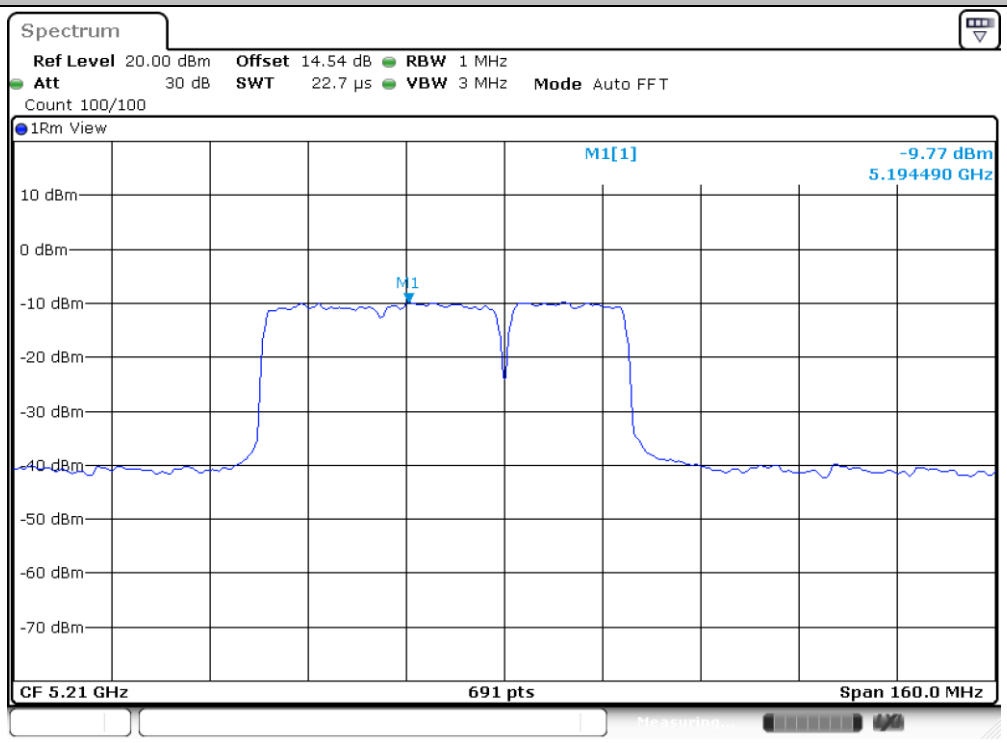

Date: 13.SEP.2024 04:16:52

11BE80MIMO_Ant6_5210_Large RU 484+242_4

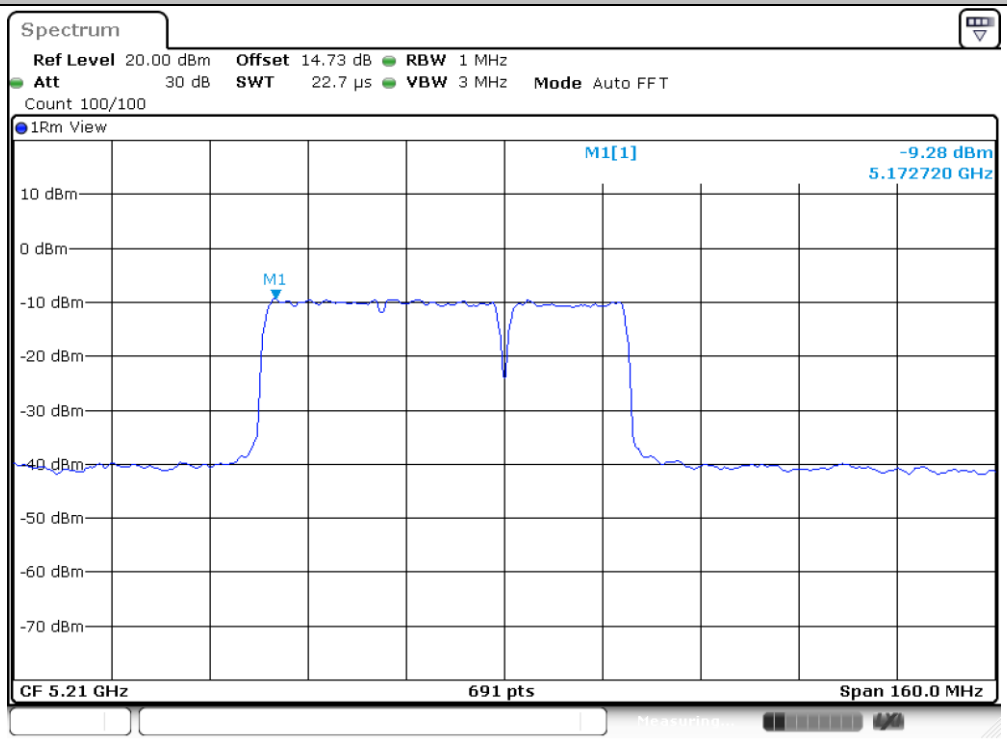

11BE80MIMO_Ant6_5210_Puncturing 20M_4

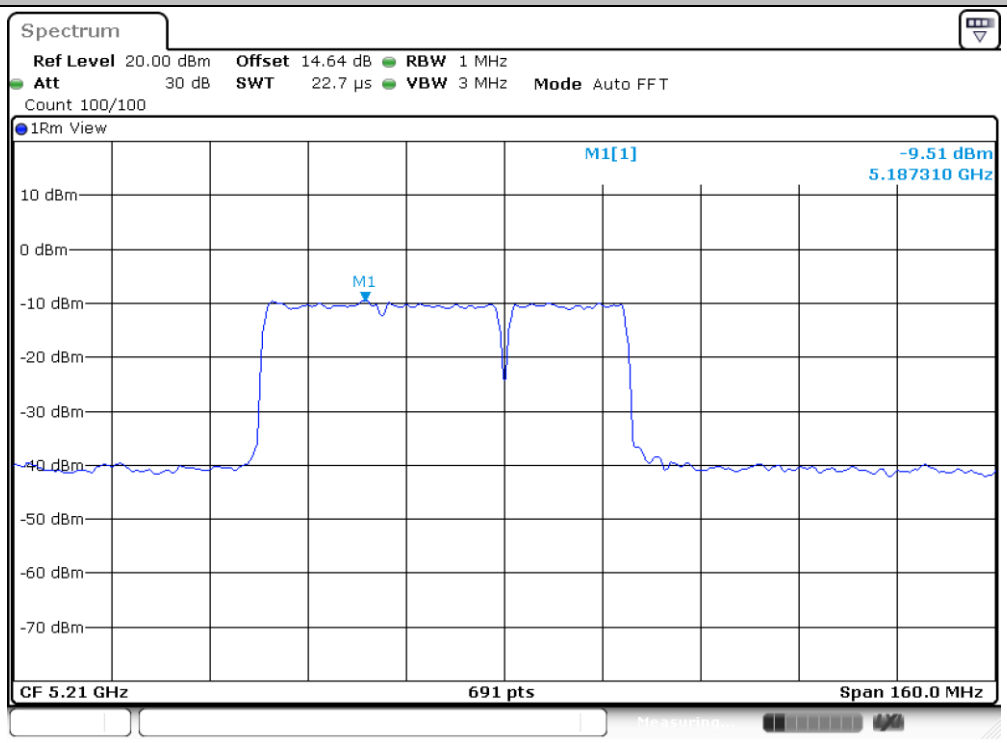

11BE80MIMO_total_5210_Large RU 484+242_4

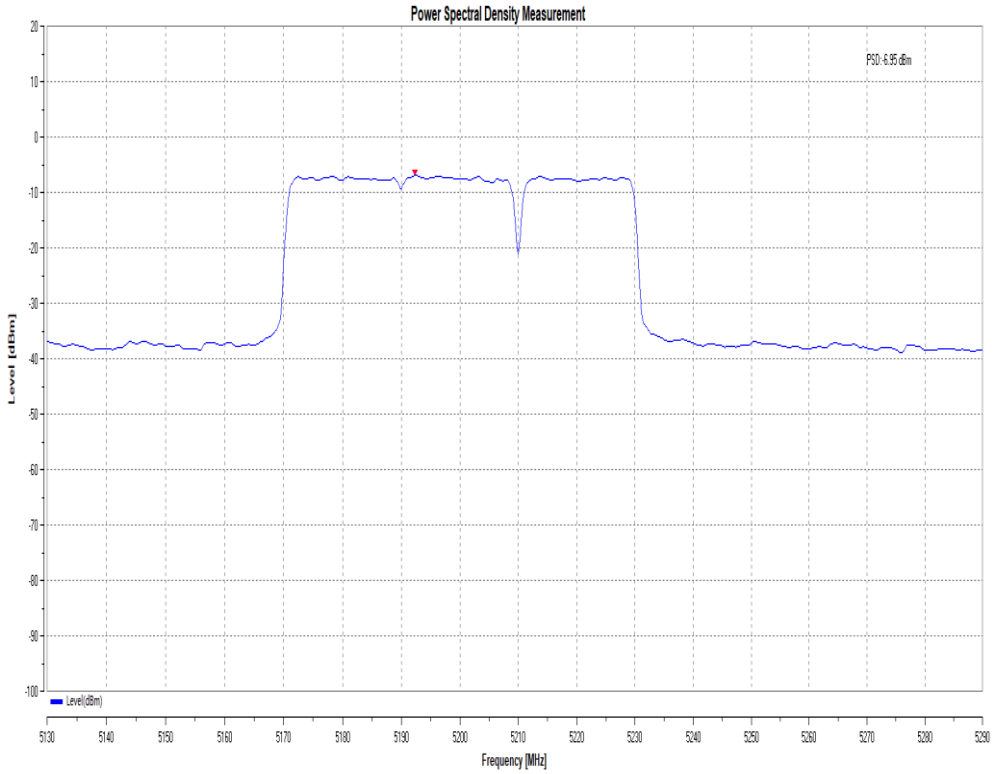

11BE80MIMO_total_5210_Puncturing 20M_4

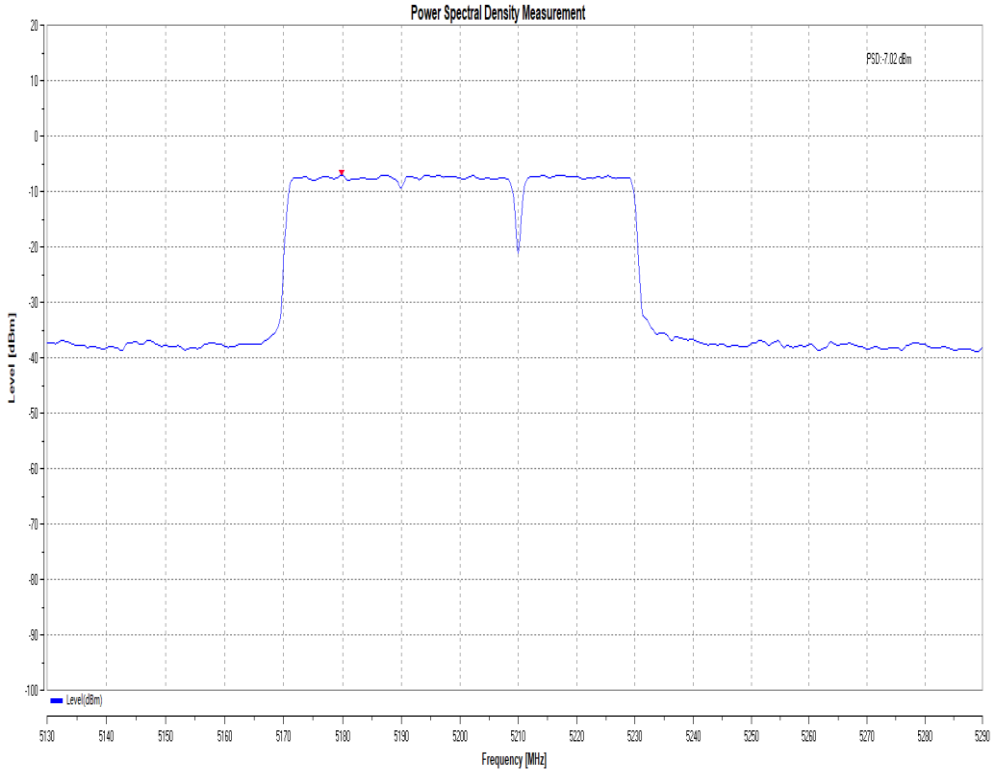

11BE80MIMO_Ant7_5775_Large RU 484+242_4

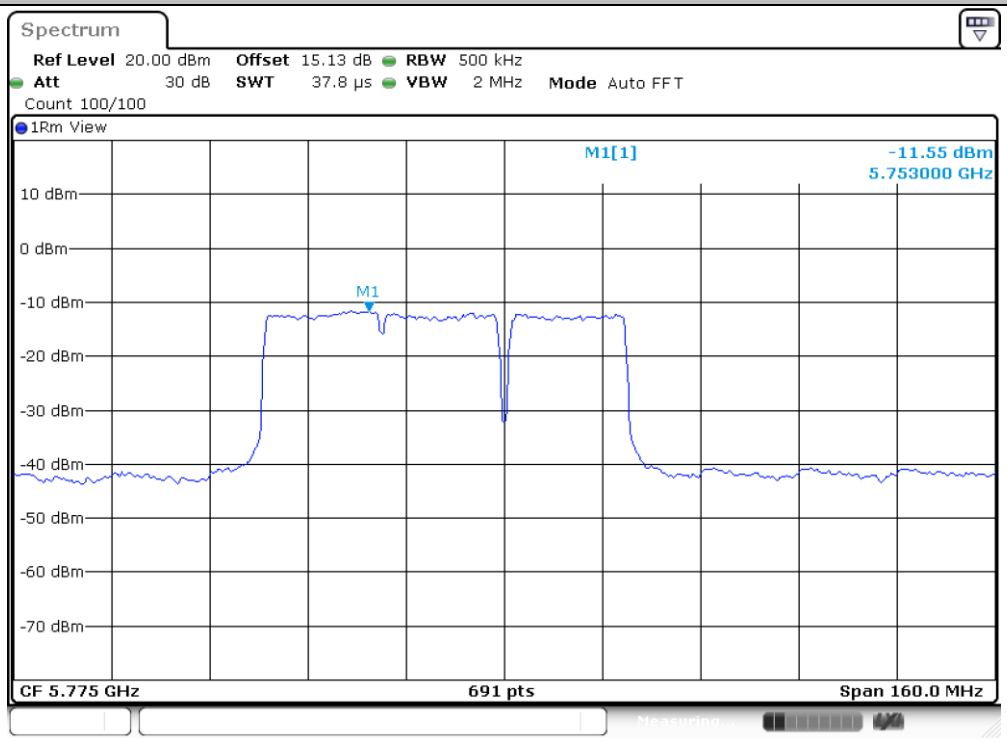

11BE80MIMO_Ant7_5775_Puncturing 20M_4

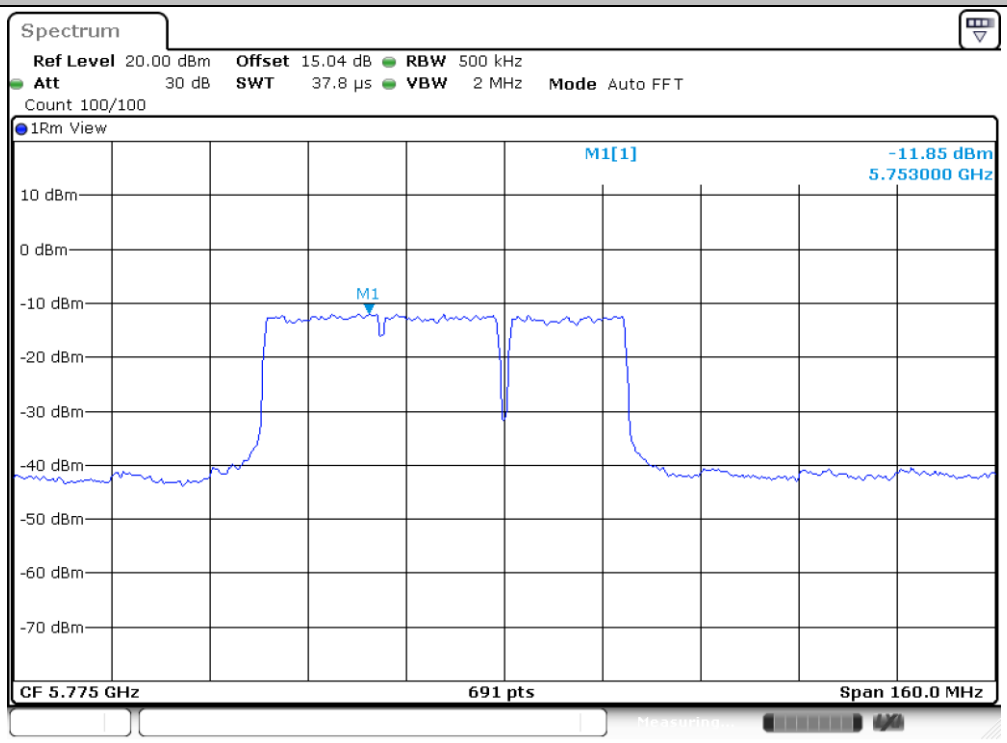

11BE80MIMO_Ant6_5775_Large RU 484+242_4

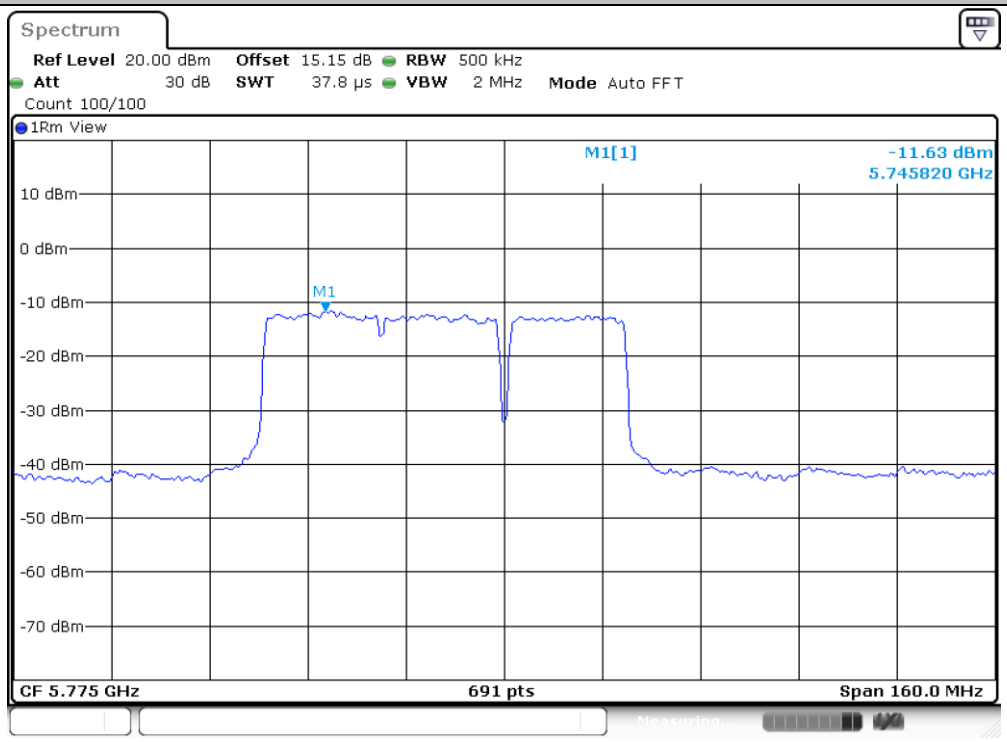

11BE80MIMO_Ant6_5775_Puncturing 20M_4

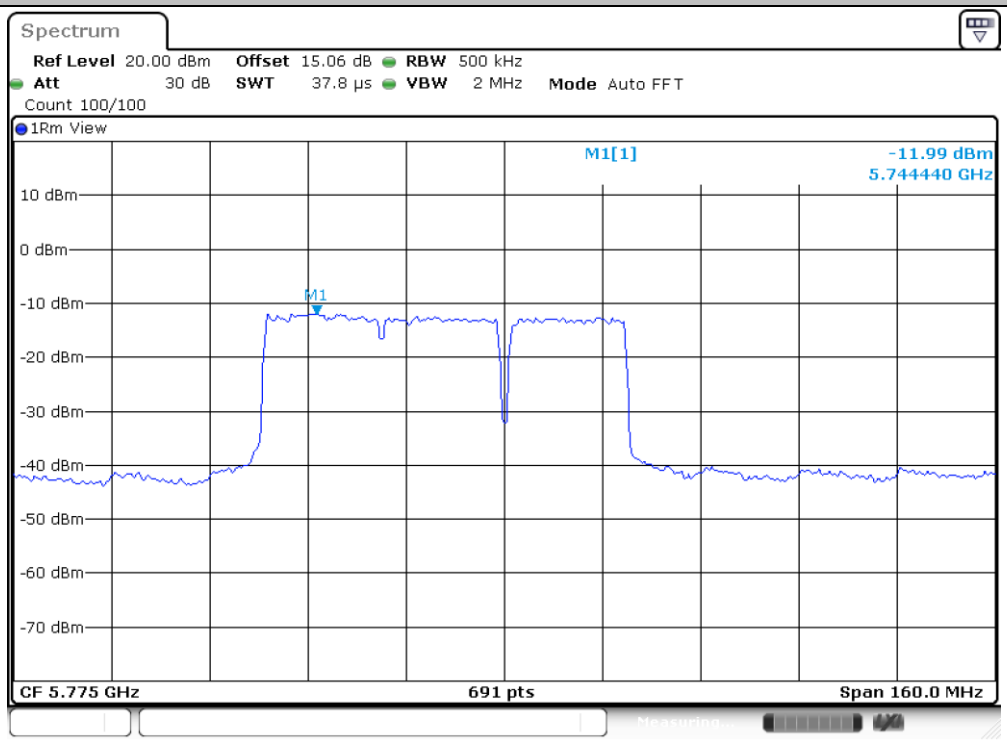

<Partial Single RU>

Min emission bandwidth

Test Result

Test Mode	Antenna	Freq (MHz)	Ru Size	Ru Index	6db BW [MHz]	FL [MHz]	FH [MHz]	Limit [MHz]	Verdict
11BE20 MIMO	Ant7	5745	26Tone	RU0	2.04	5735.48	5737.52	0.5	PASS
	Ant6	5745	26Tone	RU0	2.08	5735.44	5737.52	0.5	PASS
	Ant7	5825	26Tone	RU8	2.08	5832.44	5834.52	0.5	PASS
	Ant6	5825	26Tone	RU8	2.08	5832.44	5834.52	0.5	PASS

Test Graphs

11BE20MIMO_Ant7_5745_26Tone_RU0

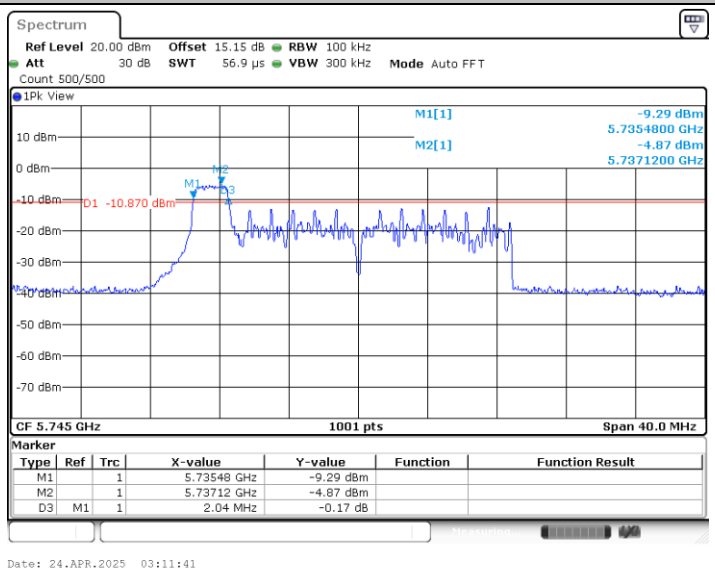

11BE20MIMO_Ant6_5745_26Tone_RU0

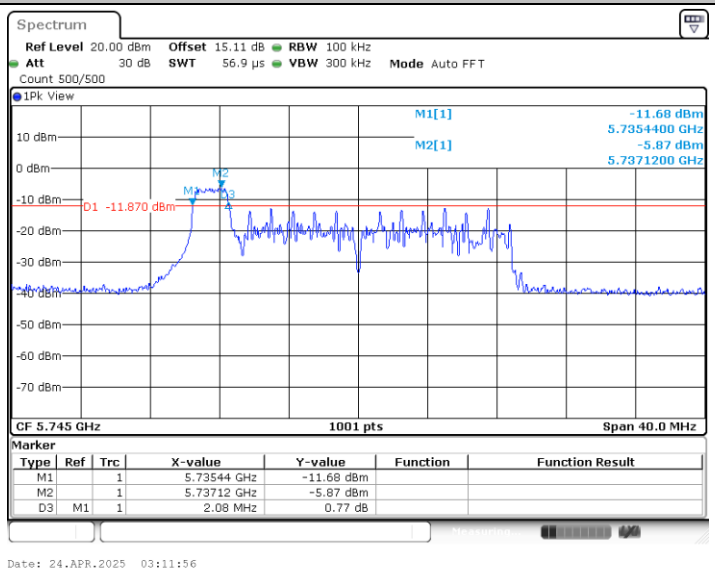

11BE20MIMO_Ant7_5825_26Tone_RU8

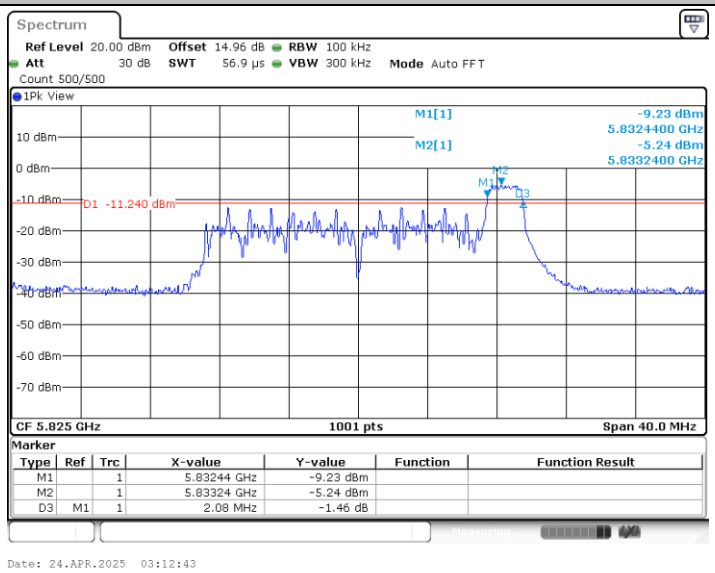

11BE20MIMO_Ant6_5825_26Tone_RU8

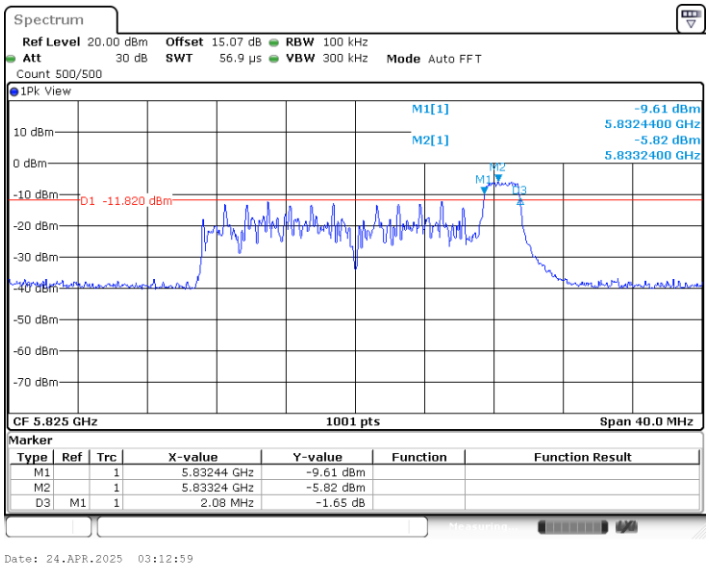

Maximum conducted output power

Test Result

Test Mode	Antenna	Freq (MHz)	Ru Size	Ru Index	Set Power	Channel Power [dBm]	Duty Cycle [%]	DC Factor [dBm]	Result [dBm]	Conducted Limit [dBm]	Gain [dBi]	EIRP [dBm]	EIRP Limit [dBm]	Verdict
11BE20MIMO	Ant7	5180	26Tone	RU0	-0.5	-0.95	99.45	0.02	-0.93	≤23.98	1.67	0.74	---	PASS
			52Tone	RU37	3	1.91	99.45	0.02	1.93	≤23.98	1.67	3.60	---	PASS
			106Tone	RU53	6	4.94	99.45	0.02	4.96	≤23.98	1.67	6.63	---	PASS
	Ant6	5180	26Tone	RU0	-0.5	-0.51	99.45	0.02	-0.49	≤23.98	3.35	2.86	---	PASS
			52Tone	RU37	3	2.06	99.45	0.02	2.08	≤23.98	3.35	5.43	---	PASS
			106Tone	RU53	6	5.63	99.45	0.02	5.65	≤23.98	3.35	9.00	---	PASS
	total	5180	26Tone	RU0	---	---	---	---	2.31	≤23.98	3.35	5.66	---	PASS
			52Tone	RU37	---	---	---	---	5.02	≤23.98	3.35	8.37	---	PASS
			106Tone	RU53	---	---	---	---	8.33	≤23.98	3.35	11.68	---	PASS
	Ant7	5240	26Tone	RU8	-1	-1.33	99.45	0.02	-1.31	≤23.98	1.67	0.36	---	PASS
			52Tone	RU40	2.5	1.90	99.45	0.02	1.92	≤23.98	1.67	3.59	---	PASS
			106Tone	RU54	5.5	4.92	99.45	0.02	4.94	≤23.98	1.67	6.61	---	PASS
	Ant6	5240	26Tone	RU8	-1	-0.51	99.45	0.02	-0.49	≤23.98	3.35	2.86	---	PASS
			52Tone	RU40	2.5	1.68	99.45	0.02	1.70	≤23.98	3.35	5.05	---	PASS
			106Tone	RU54	5.5	5.19	99.45	0.02	5.21	≤23.98	3.35	8.56	---	PASS
	total	5240	26Tone	RU8	---	---	---	---	2.13	≤23.98	3.35	5.48	---	PASS
			52Tone	RU40	---	---	---	---	4.82	≤23.98	3.35	8.17	---	PASS
			106Tone	RU54	---	---	---	---	8.09	≤23.98	3.35	11.44	---	PASS
	Ant7	5745	26Tone	RU0	-0.5	-0.36	99.45	0.02	-0.34	≤30.00	2.79	2.45	---	PASS
			52Tone	RU37	3	2.21	99.45	0.02	2.23	≤30.00	2.79	5.02	---	PASS
			106Tone	RU53	6	5.45	99.45	0.02	5.47	≤30.00	2.79	8.26	---	PASS
	Ant6	5745	26Tone	RU0	-0.5	-0.92	99.45	0.02	-0.90	≤30.00	3.14	2.24	---	PASS
			52Tone	RU37	3	2.57	99.45	0.02	2.59	≤30.00	3.14	5.73	---	PASS
			106Tone	RU53	6	5.93	99.45	0.02	5.95	≤30.00	3.14	9.09	---	PASS
	total	5745	26Tone	RU0	---	---	---	---	2.40	≤30.00	3.14	5.54	---	PASS
			52Tone	RU37	---	---	---	---	5.42	≤30.00	3.14	8.56	---	PASS
			106Tone	RU53	---	---	---	---	8.73	≤30.00	3.14	11.87	---	PASS
	Ant7	5825	26Tone	RU8	-0.5	-0.83	99.45	0.02	-0.81	≤30.00	2.79	1.98	---	PASS
			52Tone	RU40	3	1.55	99.45	0.02	1.57	≤30.00	2.79	4.36	---	PASS
			106Tone	RU54	6	4.88	99.45	0.02	4.90	≤30.00	2.79	7.69	---	PASS
	Ant6	5825	26Tone	RU8	-0.5	-1.07	99.45	0.02	-1.05	≤30.00	3.14	2.09	---	PASS
			52Tone	RU40	3	2.11	99.45	0.02	2.13	≤30.00	3.14	5.27	---	PASS
			106Tone	RU54	6	5.48	99.45	0.02	5.50	≤30.00	3.14	8.64	---	PASS
	total	5825	26Tone	RU8	---	---	---	---	2.08	≤30.00	3.14	5.22	---	PASS
			52Tone	RU40	---	---	---	---	4.87	≤30.00	3.14	8.01	---	PASS
			106Tone	RU54	---	---	---	---	8.22	≤30.00	3.14	11.36	---	PASS

Maximum power spectral density

Test Result

Test Mode	Antenna	Freq(MHz)	Ru Size	Ru Index	Result [dBm/MHz]	Limit [dBm/MHz]	Verdict
11BE20MIMO	Ant7	5180	26Tone	RU0	-3.22	≤11.00	PASS
			52Tone	RU37	-3.55	≤11.00	PASS
			106Tone	RU53	-3.04	≤11.00	PASS
	Ant6	5180	26Tone	RU0	-3.29	≤11.00	PASS
			52Tone	RU37	-3.71	≤11.00	PASS
			106Tone	RU53	-2.83	≤11.00	PASS
	total	5180	26Tone	RU0	-0.29	≤11.00	PASS
			52Tone	RU37	-0.62	≤11.00	PASS
			106Tone	RU53	-0.29	≤11.00	PASS
	Ant7	5240	26Tone	RU8	-3.71	≤11.00	PASS
			52Tone	RU40	-3.15	≤11.00	PASS
			106Tone	RU54	-3.09	≤11.00	PASS
	Ant6	5240	26Tone	RU8	-3.24	≤11.00	PASS
			52Tone	RU40	-3.00	≤11.00	PASS
			106Tone	RU54	-2.93	≤11.00	PASS
	total	5240	26Tone	RU8	-0.53	≤11.00	PASS
			52Tone	RU40	-0.28	≤11.00	PASS
			106Tone	RU54	-0.15	≤11.00	PASS
	Ant7	5745	26Tone	RU0	-5.28	≤30.00	PASS
			52Tone	RU37	-6.39	≤30.00	PASS
			106Tone	RU53	-6.01	≤30.00	PASS
	Ant6	5745	26Tone	RU0	-6.27	≤30.00	PASS
			52Tone	RU37	-5.65	≤30.00	PASS
			106Tone	RU53	-5.43	≤30.00	PASS
	total	5745	26Tone	RU0	-2.74	≤30.00	PASS
			52Tone	RU37	-2.99	≤30.00	PASS
			106Tone	RU53	-2.70	≤30.00	PASS
	Ant7	5825	26Tone	RU8	-6.16	≤30.00	PASS
			52Tone	RU40	-6.66	≤30.00	PASS
			106Tone	RU54	-6.37	≤30.00	PASS
	Ant6	5825	26Tone	RU8	-6.51	≤30.00	PASS
			52Tone	RU40	-6.03	≤30.00	PASS
			106Tone	RU54	-5.48	≤30.00	PASS
	total	5825	26Tone	RU8	-3.32	≤30.00	PASS
			52Tone	RU40	-3.32	≤30.00	PASS
			106Tone	RU54	-2.89	≤30.00	PASS

Note：1.The Result and Limit Unit is dBm/500 kHz in the band 5.725–5.85 GHz.
2.The Duty Cycle Factor and is compensated in the graph.

Test Graphs

11BE20MIMO_Ant7_5180_26Tone_RU0

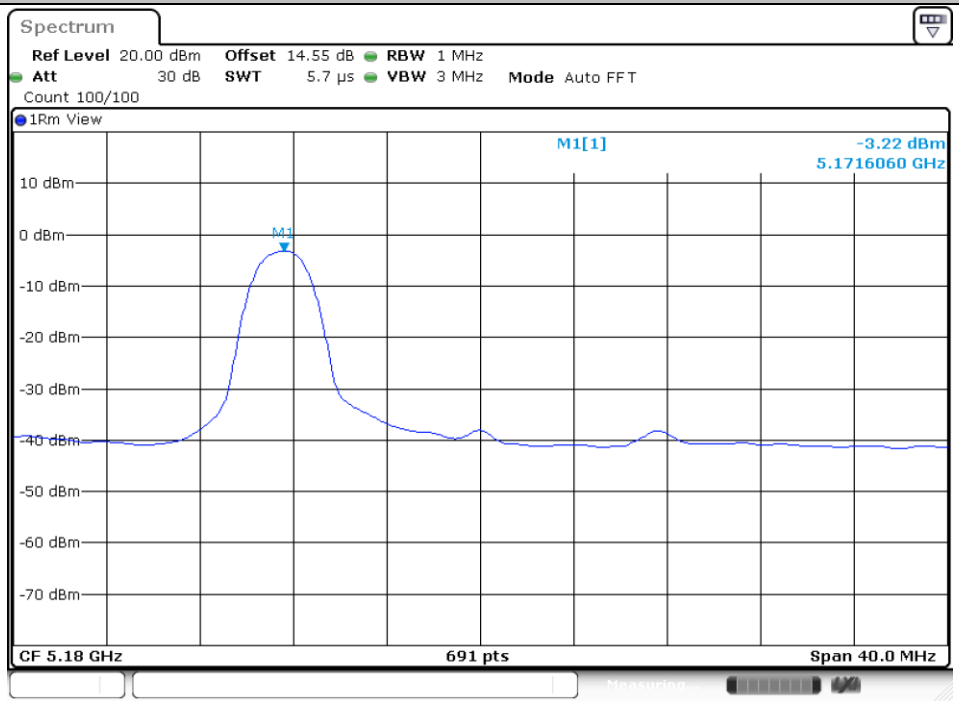

Date: 13.SEP.2024 01:39:37

11BE20MIMO_Ant7_5180_52Tone_RU37

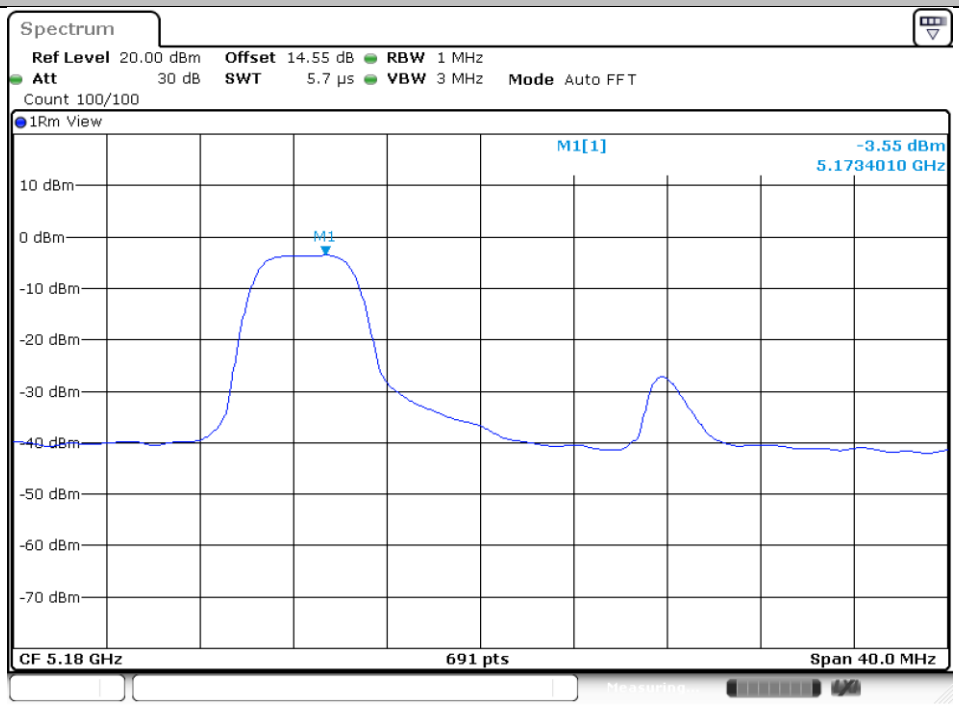

Date: 13.SEP.2024 01:40:41

11BE20MIMO_Ant7_5180_106Tone_RU53

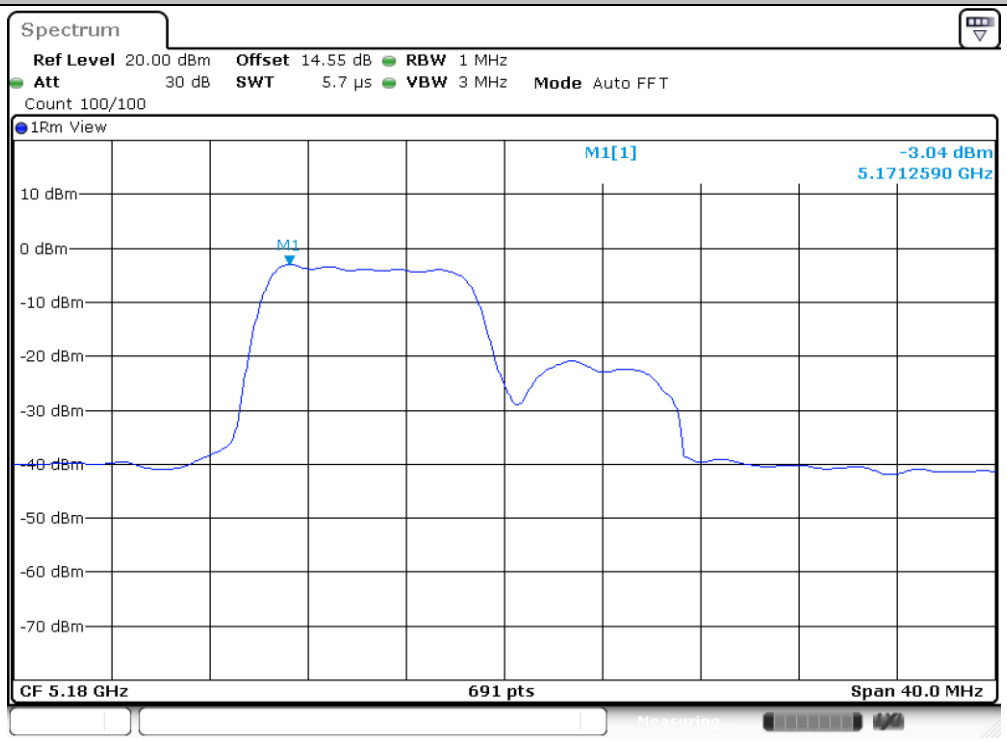

11BE20MIMO_Ant6_5180_26Tone_RU0

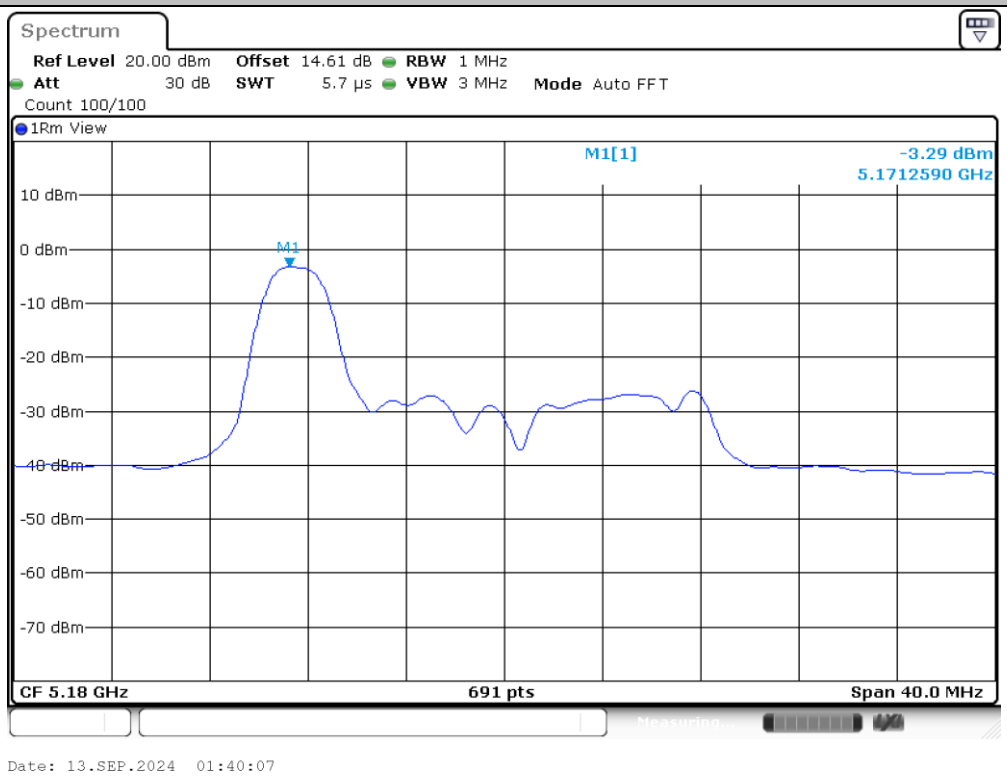

11BE20MIMO_Ant6_5180_52Tone_RU37

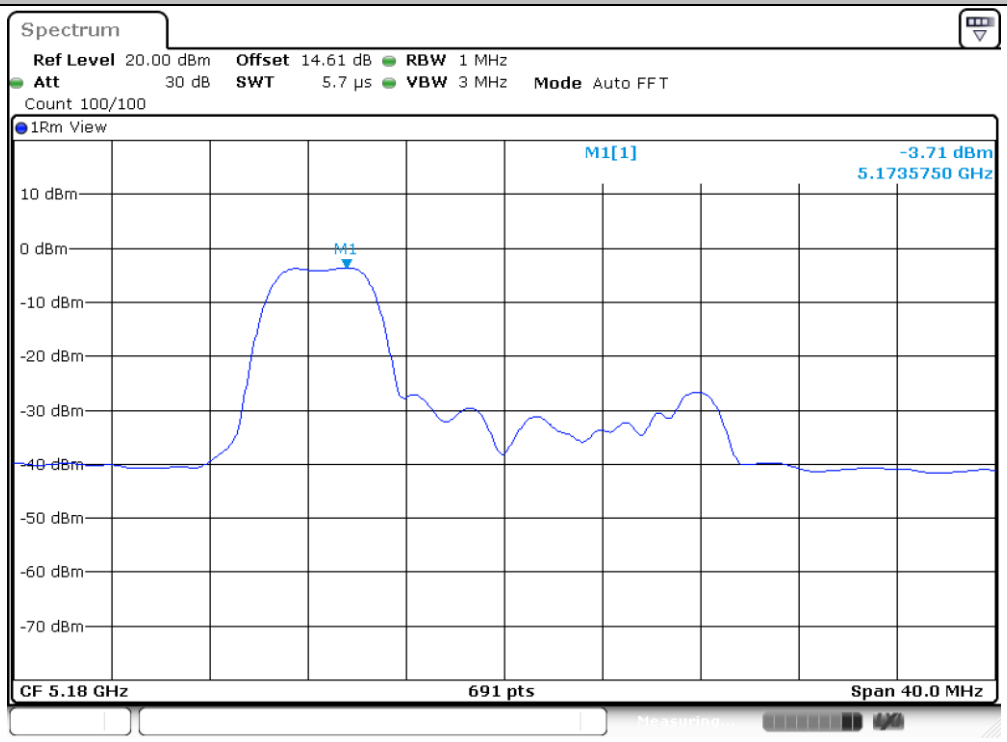

Date: 13.SEP.2024 01:40:48

11BE20MIMO_Ant6_5180_106Tone_RU53

Date: 13.SEP.2024 01:43:10

11BE20MIMO_total_5180_26Tone_RU0

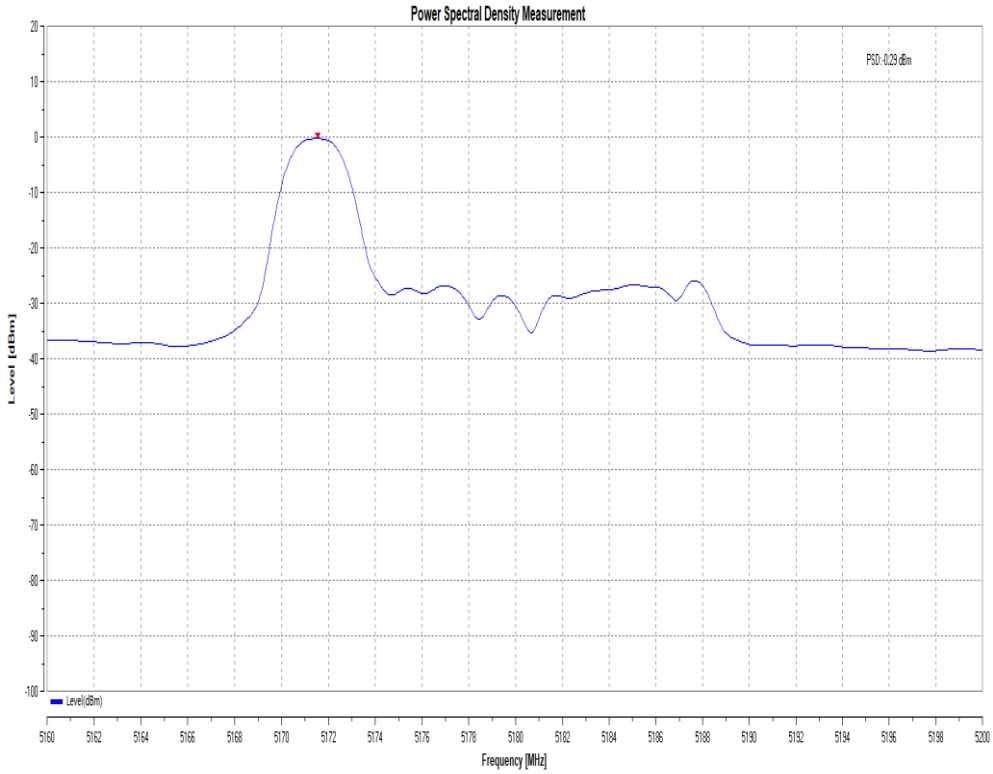

11BE20MIMO_total_5180_52Tone_RU37

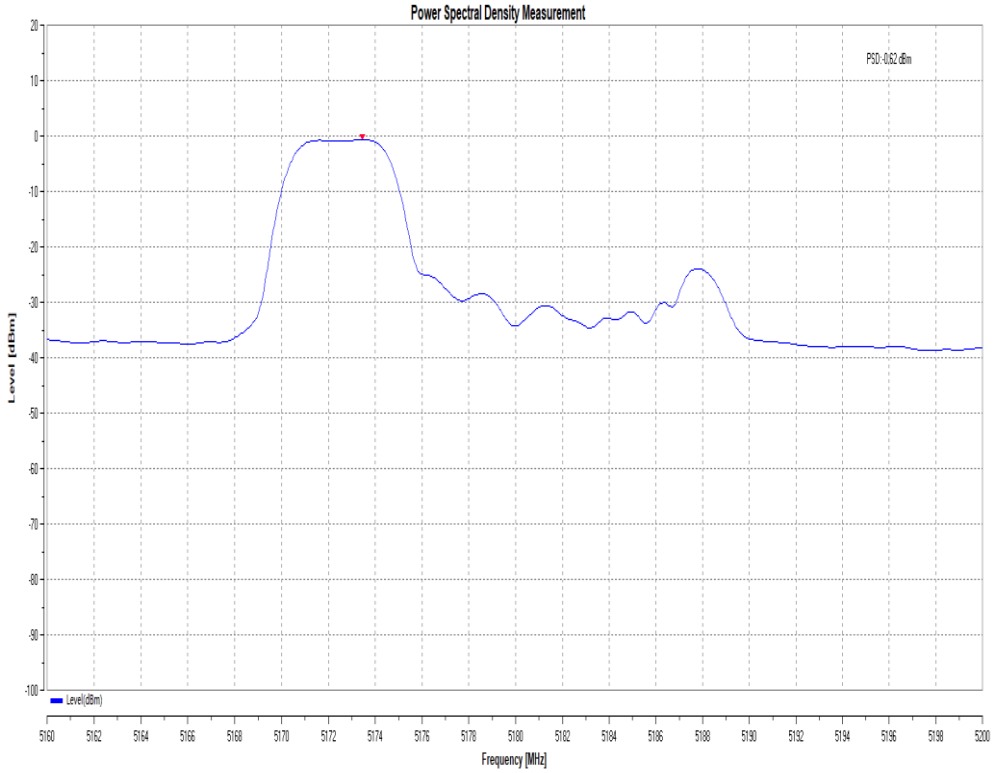

11BE20MIMO_total_5180_106Tone_RU53

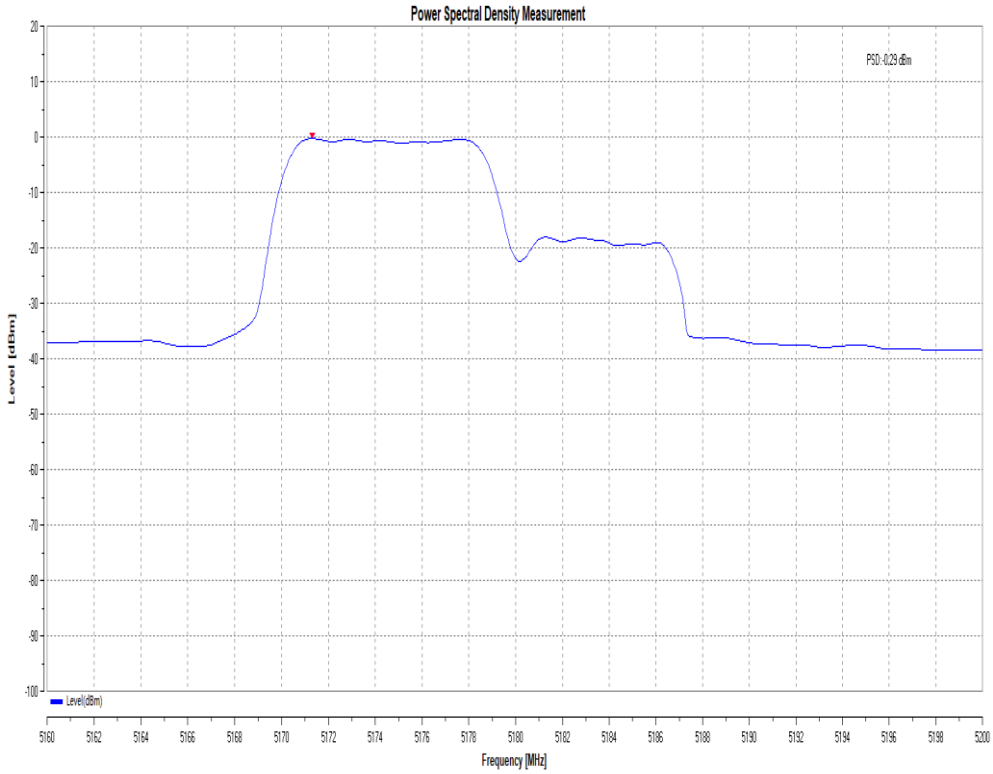

11BE20MIMO_Ant7_5240_26Tone_RU8

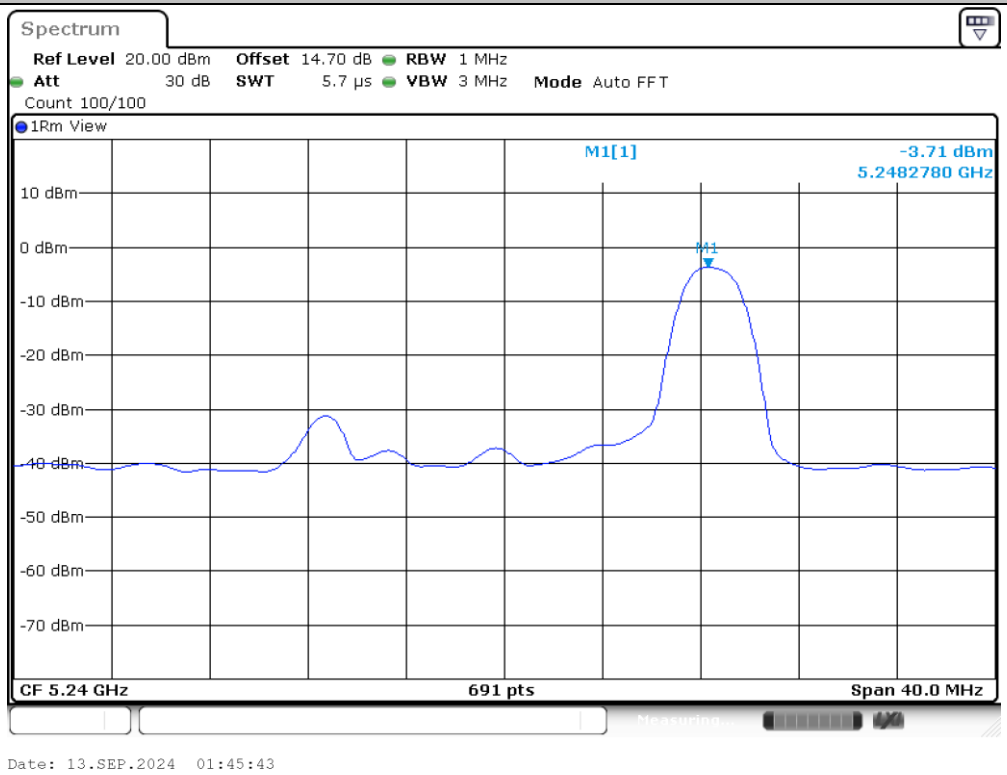

11BE20MIMO_Ant7_5240_52Tone_RU40

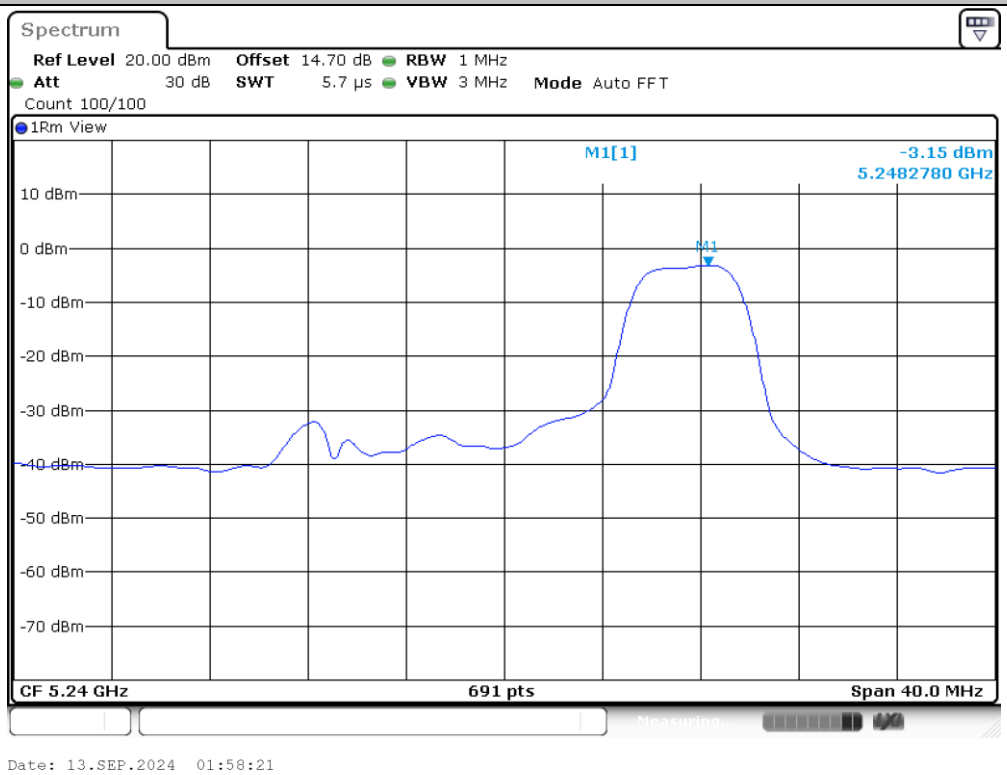

11BE20MIMO_Ant7_5240_106Tone_RU54

11BE20MIMO_Ant6_5240_26Tone_RU8

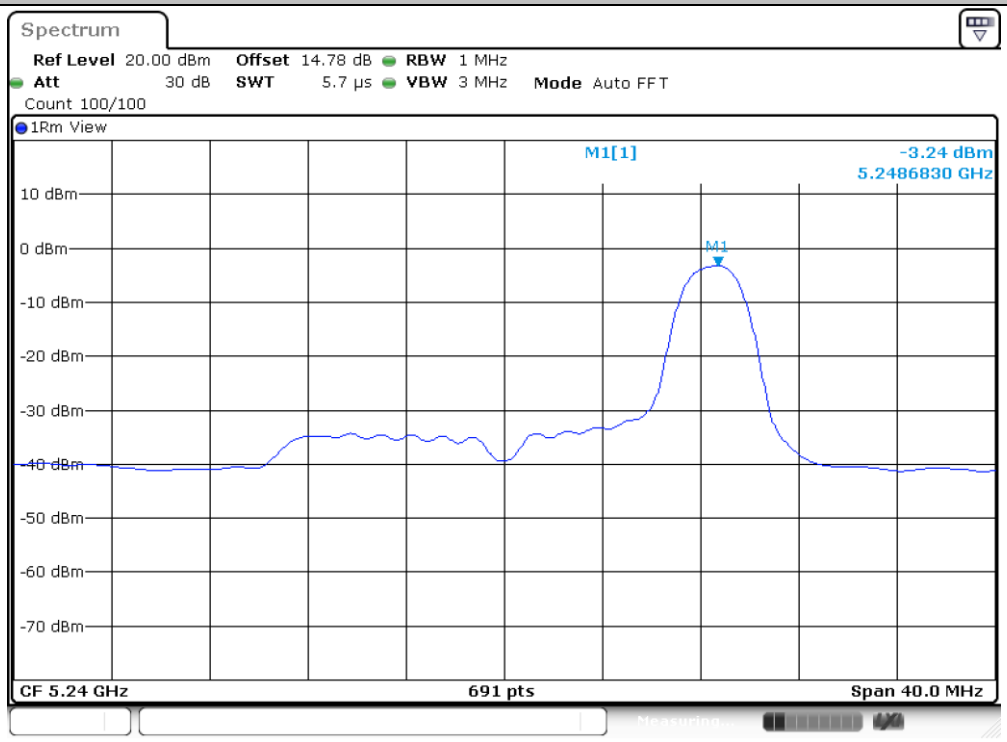

11BE20MIMO_Ant6_5240_52Tone_RU40

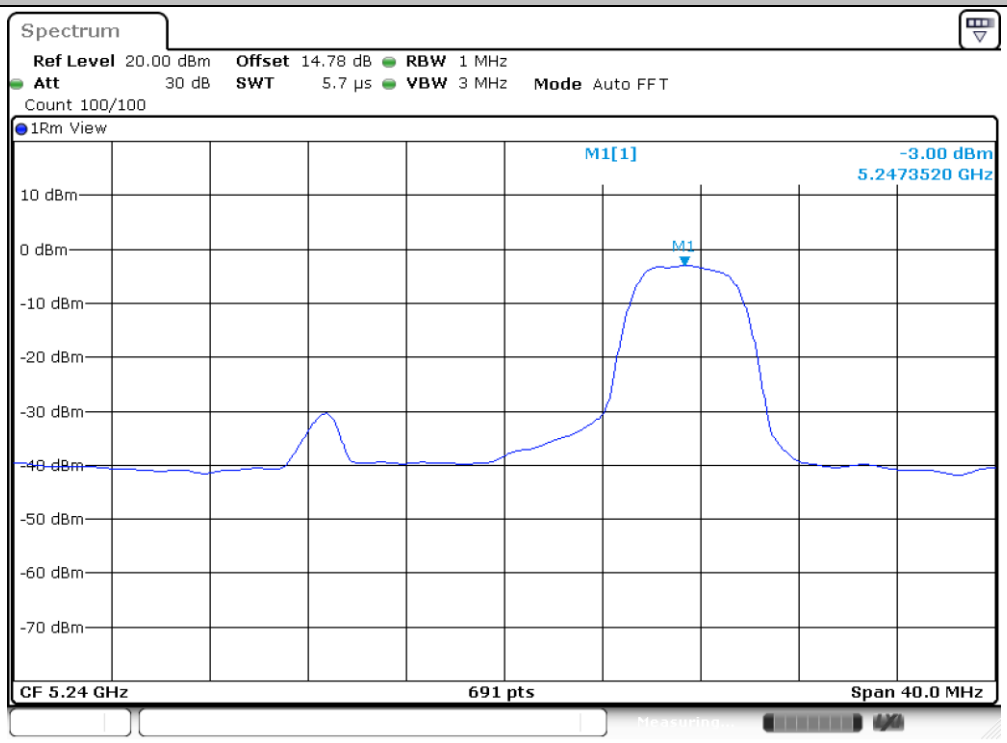

11BE20MIMO_Ant6_5240_106Tone_RU54

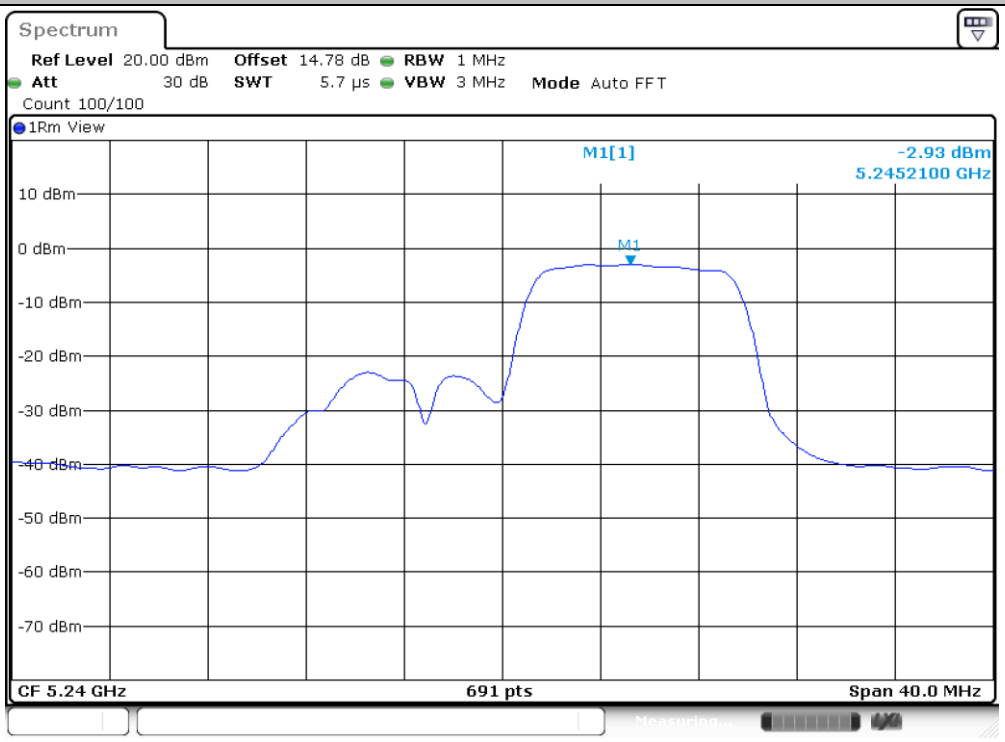

11BE20MIMO_total_5240_26Tone_RU8

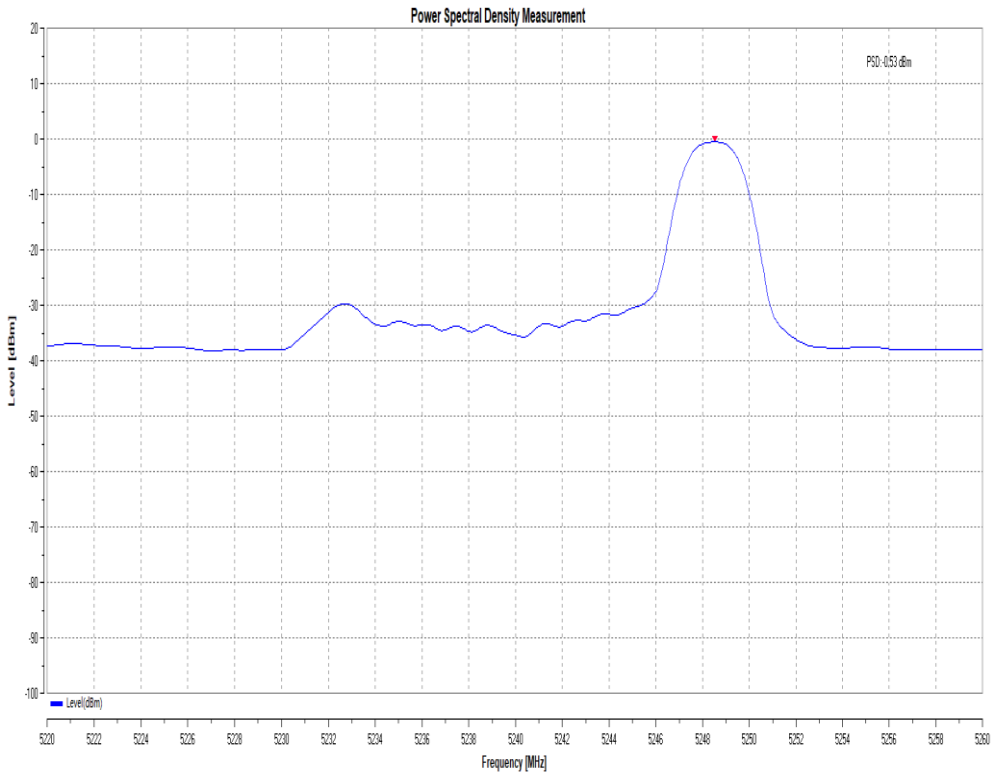

11BE20MIMO_total_5240_52Tone_RU40

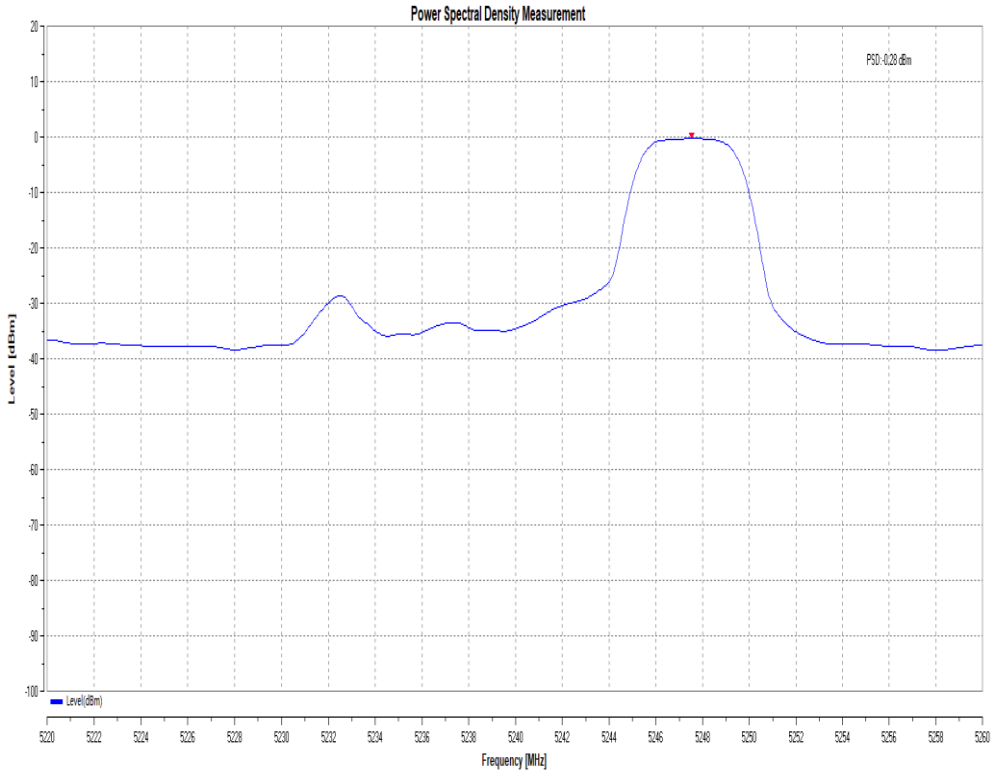

11BE20MIMO_total_5240_106Tone_RU54

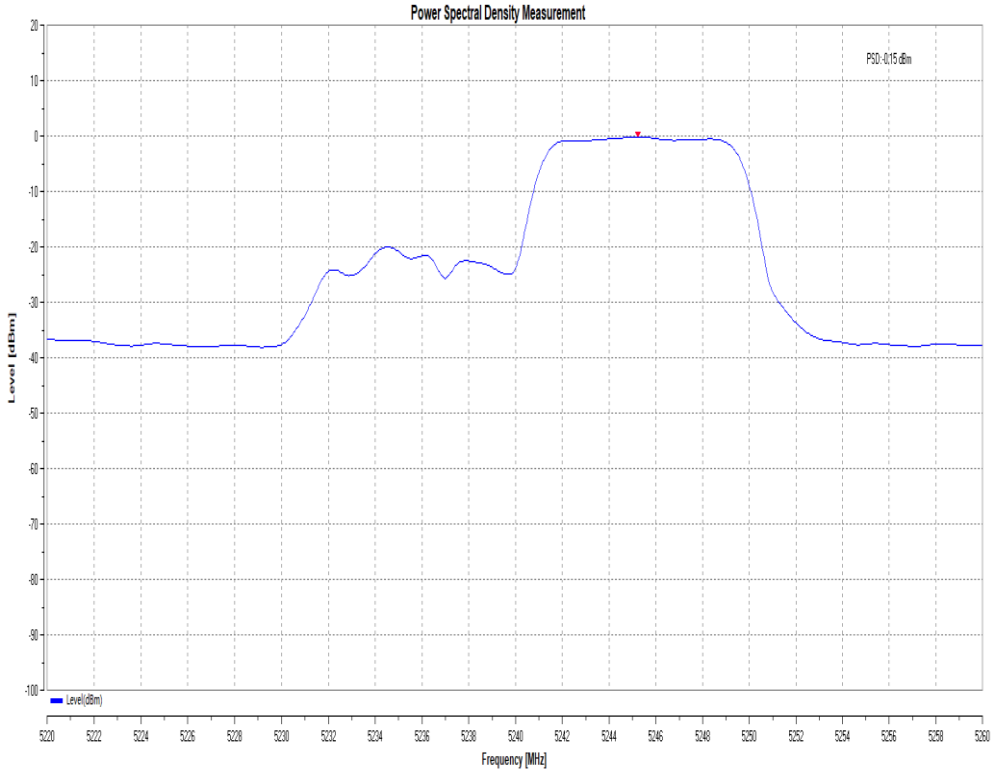

11BE20MIMO_Ant7_5745_26Tone_RU0

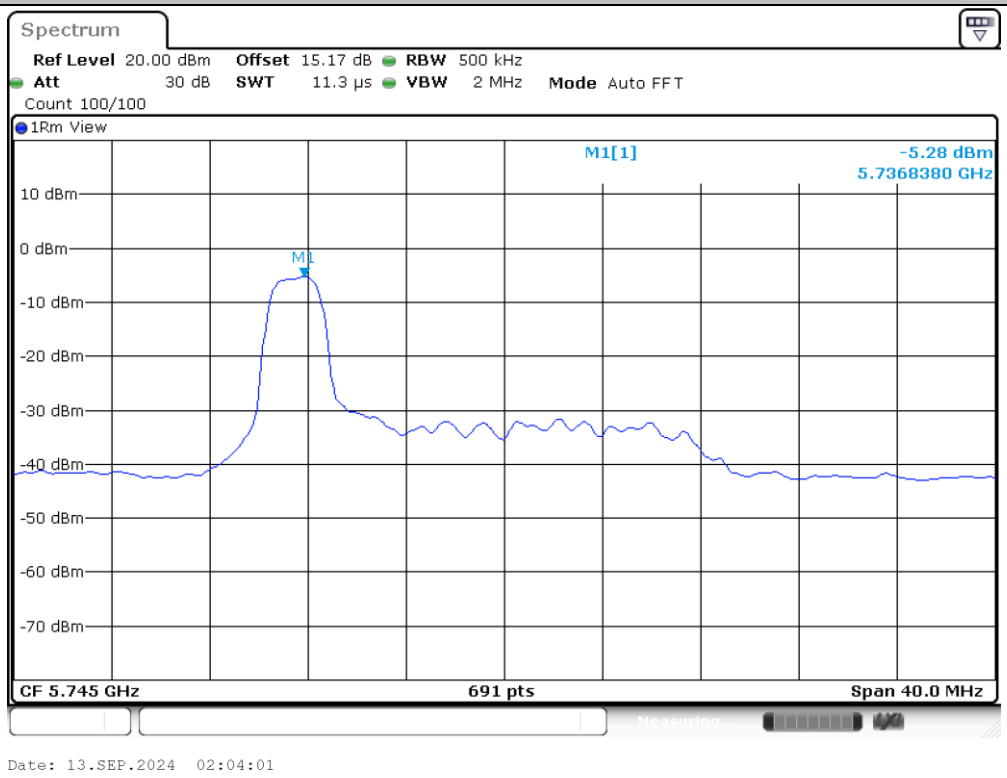

11BE20MIMO_Ant7_5745_52Tone_RU37

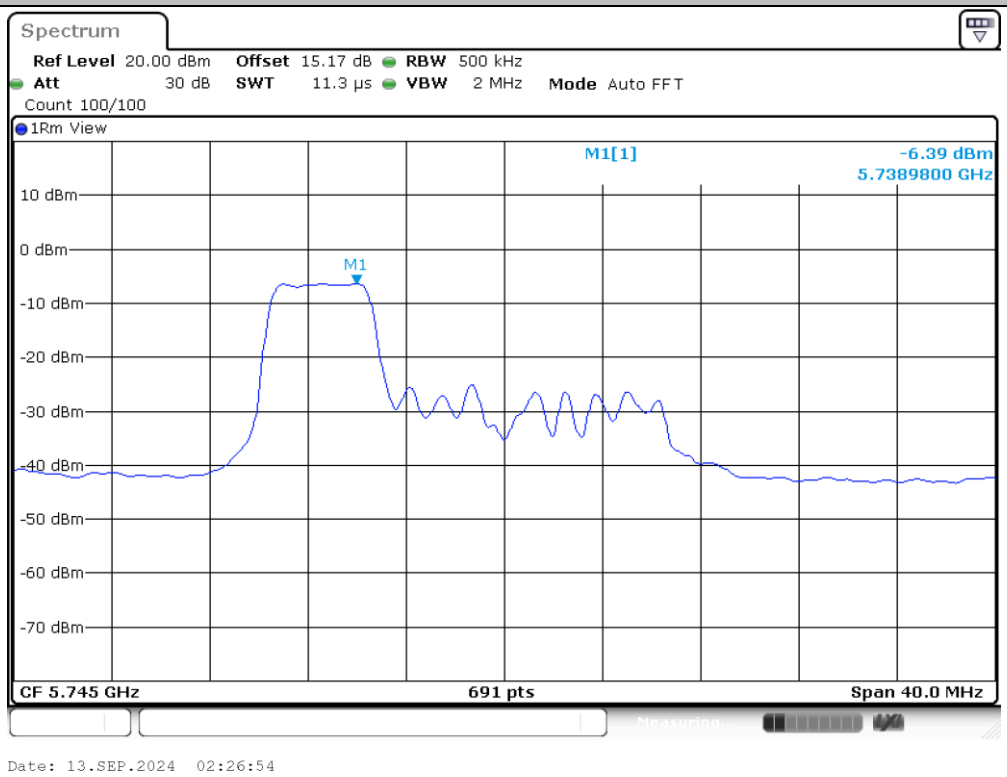

11BE20MIMO_Ant7_5745_106Tone_RU53

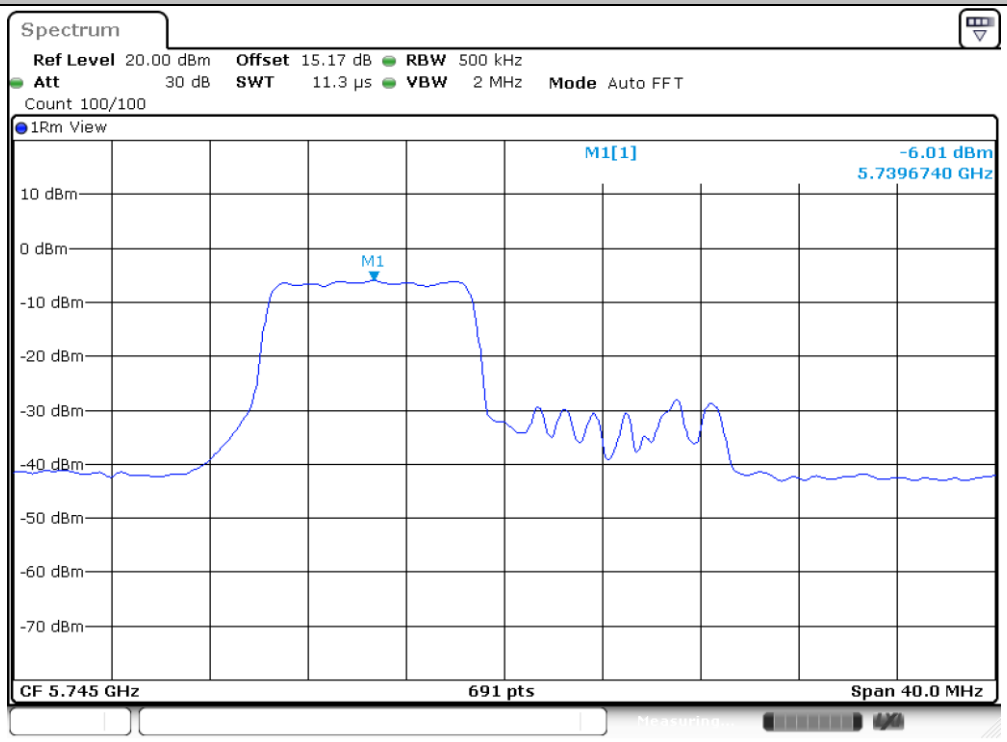

11BE20MIMO_Ant6_5745_26Tone_RU0

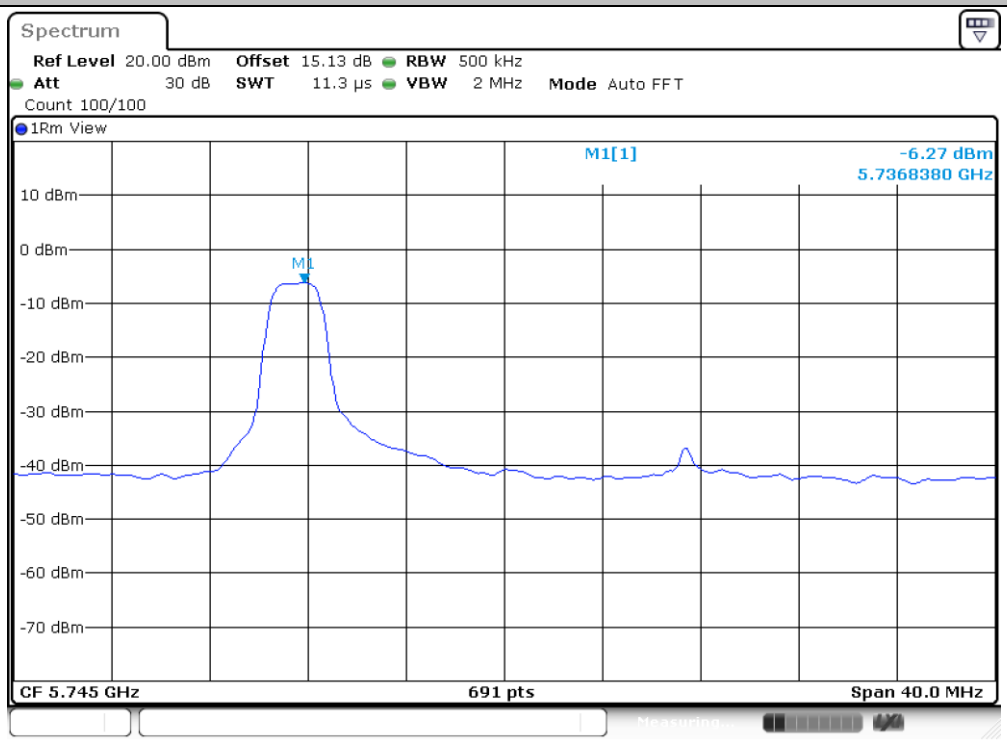

11BE20MIMO_Ant6_5745_52Tone_RU37

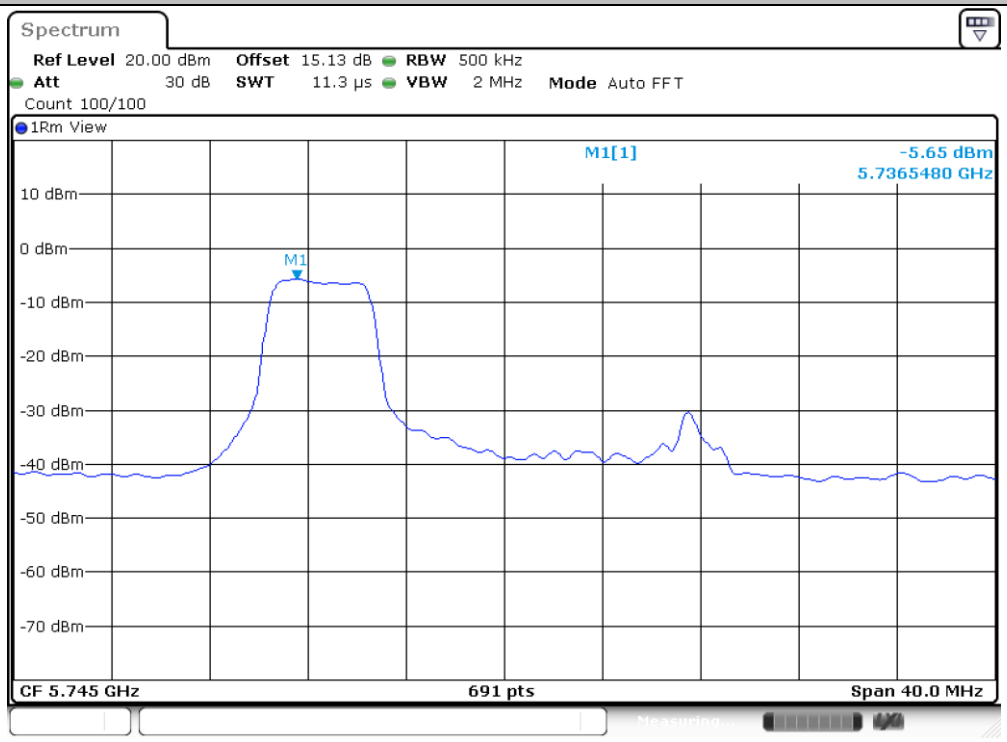

11BE20MIMO_Ant6_5745_106Tone_RU53

11BE20MIMO_Ant7_5825_26Tone_RU8

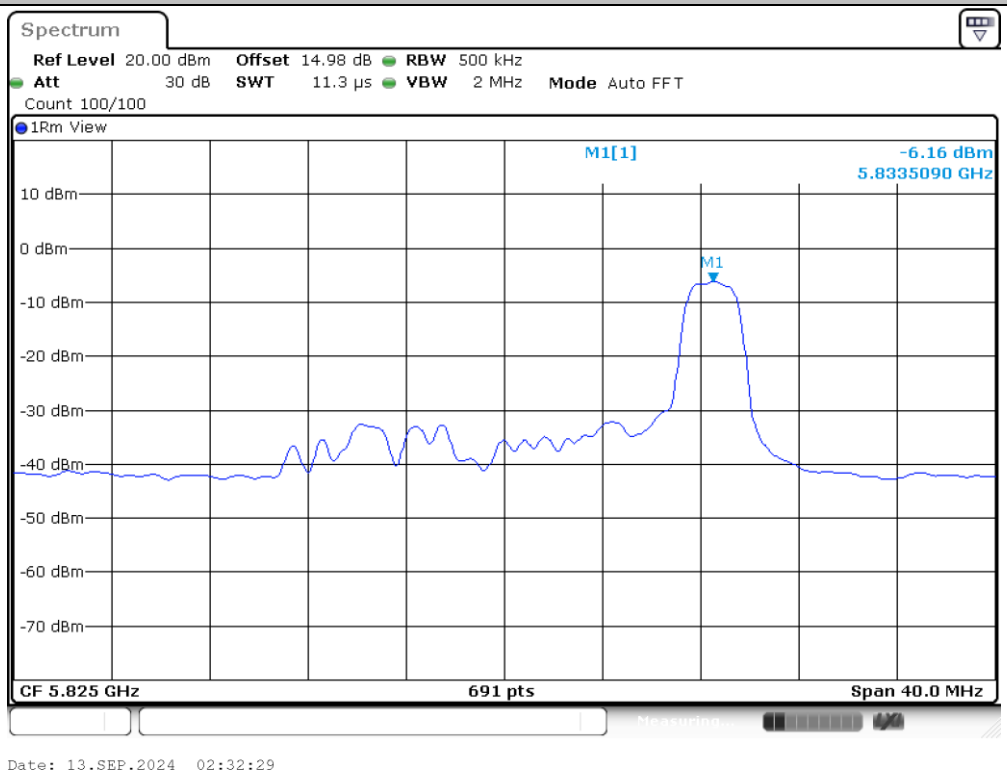

11BE20MIMO_Ant7_5825_52Tone_RU40

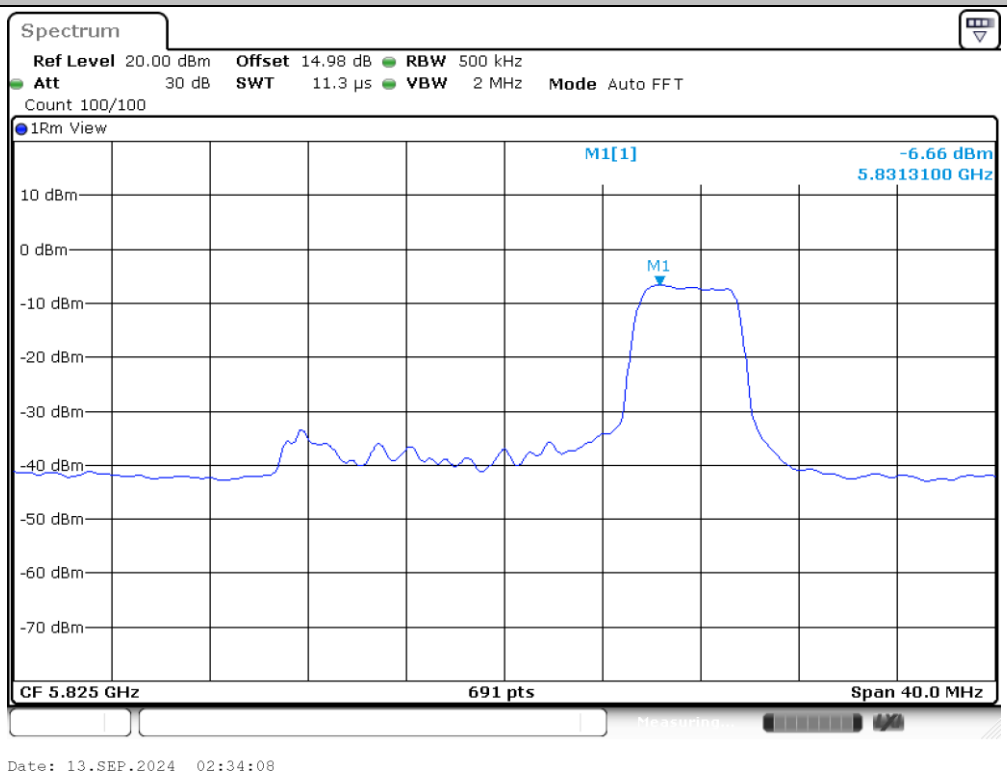

11BE20MIMO_Ant7_5825_106Tone_RU54

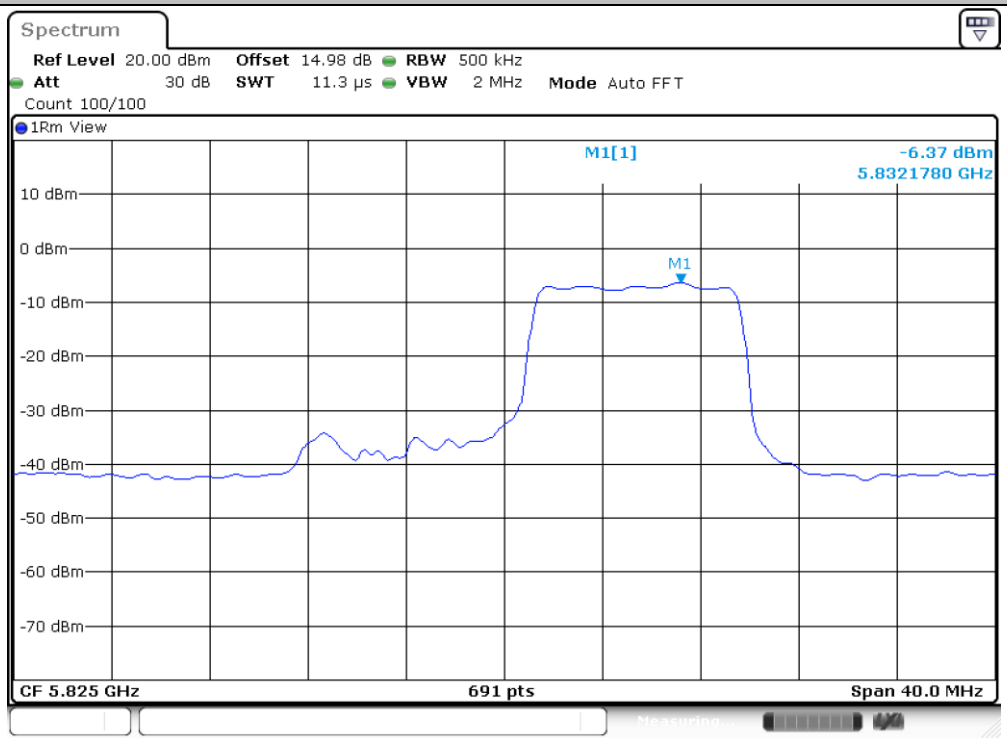

11BE20MIMO_Ant6_5825_26Tone_RU8

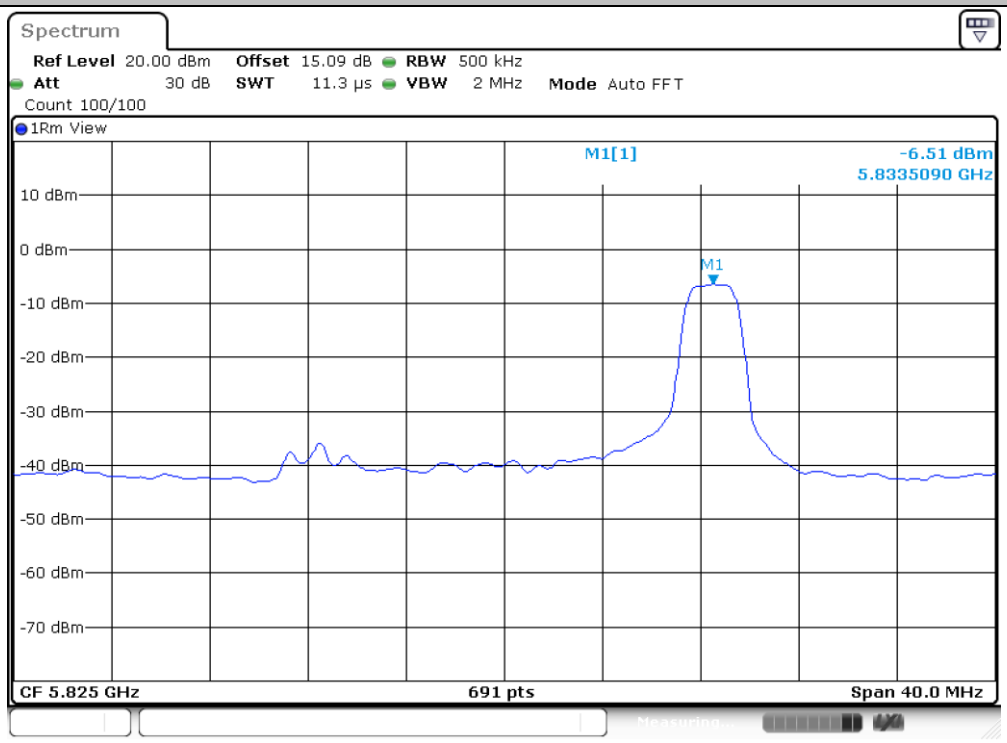

11BE20MIMO_Ant6_5825_52Tone_RU40

11BE20MIMO_Ant6_5825_106Tone_RU54

Appendix B. AC Conducted Emission Test Results

Test Engineer :	Nathon	**Temperature :**	22~24℃
		Relative Humidity :	44~50%
Test Voltage :	120Vac / 60Hz	**Phase :**	Line
Remark :	All emissions not reported here are more than 10 dB below the prescribed limit.		

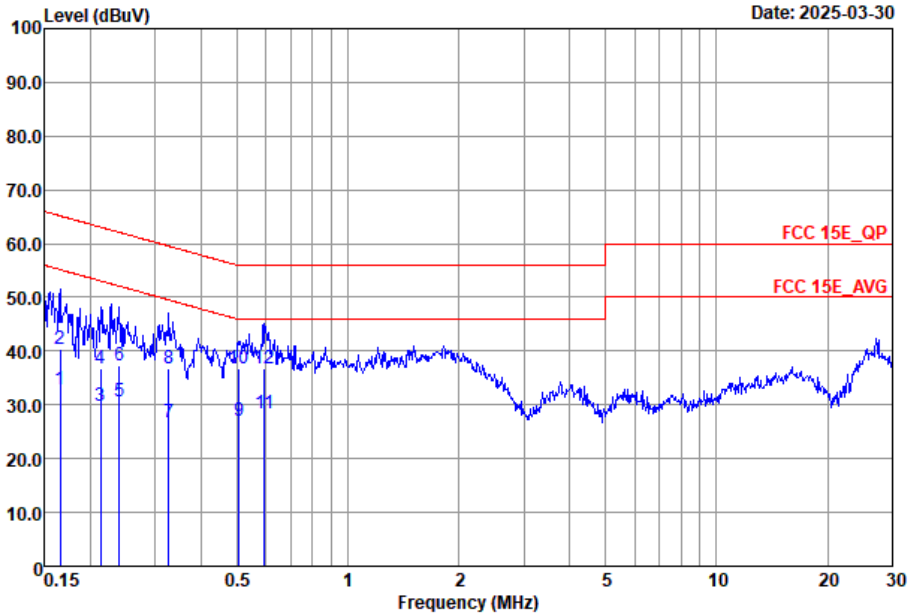

Site : CO02-SZ
Condition : FCC 15E_QP LISN_2025-L LINE

	Freq	Level	Over Limit	Limit Line	Read Level	LISN Factor	Cable Loss	Remark
	MHz	dBuV	dB	dBuV	dBuV	dB	dB	
1	0.17	32.86	-22.30	55.16	12.99	9.68	10.19	Average
2	0.17	40.26	-24.90	65.16	20.39	9.68	10.19	QP
3	0.21	29.90	-23.15	53.05	10.01	9.71	10.18	Average
4	0.21	36.80	-26.25	63.05	16.91	9.71	10.18	QP
5	0.24	30.71	-21.37	52.08	10.80	9.72	10.19	Average
6	0.24	37.21	-24.87	62.08	17.30	9.72	10.19	QP
7	0.33	26.86	-22.67	49.53	6.91	9.74	10.21	Average
8	0.33	36.86	-22.67	59.53	16.91	9.74	10.21	QP
9	0.51	27.12	-18.88	46.00	7.20	9.68	10.24	Average
10	0.51	36.82	-19.18	56.00	16.90	9.68	10.24	QP
11	0.59	28.30	-17.70	46.00	8.40	9.66	10.24	Average
12 *	0.59	36.90	-19.10	56.00	17.00	9.66	10.24	QP

Test Engineer :	Nathon	**Temperature :**	22~24℃
		Relative Humidity :	44~50%
Test Voltage :	120Vac / 60Hz	**Phase :**	Neutral
Remark :	All emissions not reported here are more than 10 dB below the prescribed limit.		

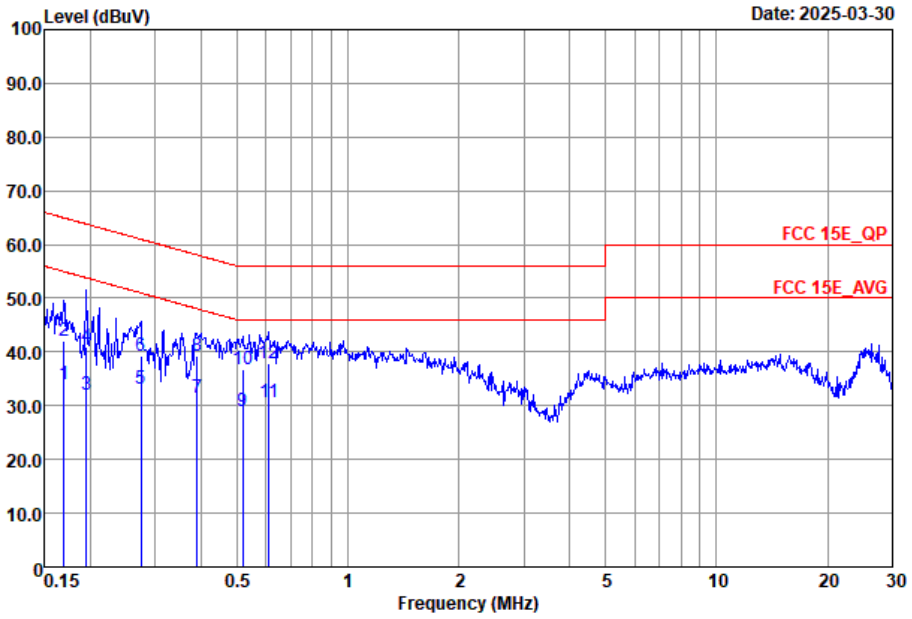

Site : CO02-SZ
Condition : FCC 15E_QP LISN_2025-N NEUTRAL

	Freq	Level	Over Limit	Limit Line	Read Level	LISN Factor	Cable Loss	Remark
	MHz	dBuV	dB	dBuV	dBuV	dB	dB	
1	0.17	34.03	-20.96	54.99	14.10	9.75	10.18	Average
2	0.17	41.93	-23.06	64.99	22.00	9.75	10.18	QP
3	0.20	32.02	-21.78	53.80	12.00	9.84	10.18	Average
4	0.20	40.92	-22.88	63.80	20.90	9.84	10.18	QP
5	0.27	33.01	-17.97	50.98	13.10	9.71	10.20	Average
6	0.27	39.21	-21.77	60.98	19.30	9.71	10.20	QP
7	0.39	31.50	-16.58	48.08	11.50	9.78	10.22	Average
8	0.39	39.30	-18.78	58.08	19.30	9.78	10.22	QP
9	0.52	28.96	-17.04	46.00	9.10	9.62	10.24	Average
10	0.52	36.86	-19.14	56.00	17.00	9.62	10.24	QP
11	0.61	30.58	-15.42	46.00	10.69	9.65	10.24	Average
12 *	0.61	37.98	-18.02	56.00	18.09	9.65	10.24	QP

Note:

1. Level(dBμV) = Read Level(dBμV) + LISN Factor(dB) + Cable Loss(dB)
2. Over Limit(dB) = Level(dBμV) – Limit Line(dBμV)

Appendix C. Radiated Spurious Emission

Test Engineer :	HuaCong Liang	Relative Humidity :	50%
		Temperature :	20-22℃

Radiated Spurious Emission Test Modes

Mode	Band	Band (GHz)	Antenna	Modulation	Channel	Frequency	Data Rate	RU	Remark
Mode 1	U-NII-1	5.15-5.25	CDD 7+6	802.11a	36	5180	6Mbps	-	-
Mode 2	U-NII-1	5.15-5.25	CDD 7+6	802.11a	44	5220	6Mbps	-	-
Mode 3	U-NII-1	5.15-5.25	CDD 7+6	802.11a	48	5240	6Mbps	-	-
Mode 4	U-NII-1	5.15-5.25	CDD 7+6	802.11n HT20	36	5180	MCS0	-	-
Mode 5	U-NII-1	5.15-5.25	CDD 7+6	802.11n HT20	44	5220	MCS0	-	-
Mode 6	U-NII-1	5.15-5.25	CDD 7+6	802.11n HT20	48	5240	MCS0	-	-
Mode 7	U-NII-1	5.15-5.25	CDD 7+6	802.11n HT40	38	5190	MCS0	-	-
Mode 8	U-NII-1	5.15-5.25	CDD 7+6	802.11n HT40	46	5230	MCS0	-	-
Mode 9	U-NII-1	5.15-5.25	CDD 7+6	802.11ac VHT80	42	5210	MCS0	-	-
Mode 10	U-NII-1	5.15-5.25	CDD 7+6	802.11be EHT20	36	5180	MCS0	Full RU	-
Mode 11	U-NII-1	5.15-5.25	CDD 7+6	802.11be EHT20	44	5220	MCS0	Full RU	-
Mode 12	U-NII-1	5.15-5.25	CDD 7+6	802.11be EHT20	48	5240	MCS0	Full RU	-
Mode 13	U-NII-1	5.15-5.25	CDD 7+6	802.11be EHT40	38	5190	MCS0	Full RU	-
Mode 14	U-NII-1	5.15-5.25	CDD 7+6	802.11be EHT40	46	5230	MCS0	Full RU	-
Mode 15	U-NII-1	5.15-5.25	CDD 7+6	802.11be EHT80	42	5210	MCS0	Full RU	-
Mode 16	U-NII-1	5.15-5.25	CDD 7+6	802.11be EHT20	36	5180	MCS0	Single RU_106/53	-
Mode 17	U-NII-1	5.15-5.25	CDD 7+6	802.11be EHT20	48	5240	MCS0	Single RU_106/54	-
Mode 18	U-NII-1	5.15-5.25	CDD 7+6	802.11be EHT20	36	5180	MCS0	Small RU_52+26	-
Mode 19	U-NII-1	5.15-5.25	CDD 7+6	802.11be EHT20	48	5240	MCS0	Small RU_52+26	-
Mode 20	U-NII-3	5.725-5.85	CDD 7+6	802.11a	149	5745	6Mbps	-	-
Mode 21	U-NII-3	5.725-5.85	CDD 7+6	802.11a	157	5785	6Mbps	-	-
Mode 22	U-NII-3	5.725-5.85	CDD 7+6	802.11a	165	5825	6Mbps	-	-
Mode 23	U-NII-3	5.725-5.85	CDD 7+6	802.11n HT20	149	5745	MCS0	-	-
Mode 24	U-NII-3	5.725-5.85	CDD 7+6	802.11n HT20	157	5785	MCS0	-	-
Mode 25	U-NII-3	5.725-5.85	CDD 7+6	802.11n HT20	165	5825	MCS0	-	-
Mode 26	U-NII-3	5.725-5.85	CDD 7+6	802.11n HT40	151	5755	MCS0	-	-
Mode 27	U-NII-3	5.725-5.85	CDD 7+6	802.11n HT40	159	5795	MCS0	-	-
Mode 28	U-NII-3	5.725-5.85	CDD 7+6	802.11ac VHT80	155	5775	MCS0	-	-
Mode 29	U-NII-3	5.725-5.85	CDD 7+6	802.11be EHT20	149	5745	MCS0	Full RU	-
Mode 30	U-NII-3	5.725-5.85	CDD 7+6	802.11be EHT20	157	5785	MCS0	Full RU	-
Mode 31	U-NII-3	5.725-5.85	CDD 7+6	802.11be EHT20	165	5825	MCS0	Full RU	-
Mode 32	U-NII-3	5.725-5.85	CDD 7+6	802.11be EHT40	151	5755	MCS0	Full RU	-
Mode 33	U-NII-3	5.725-5.85	CDD 7+6	802.11be EHT40	159	5795	MCS0	Full RU	-
Mode 34	U-NII-3	5.725-5.85	CDD 7+6	802.11be EHT80	155	5775	MCS0	Full RU	-
Mode 35	U-NII-3	5.725-5.85	CDD 7+6	802.11be EHT20	149	5745	MCS0	Single RU_106/53	-
Mode 36	U-NII-3	5.725-5.85	CDD 7+6	802.11be EHT20	165	5825	MCS0	Single RU_106/54	-
Mode 37	U-NII-3	5.725-5.85	CDD 7+6	802.11be EHT20	149	5745	MCS0	Small RU_52+26	-

Mode 38	U-NII-3	5.725-5.85	CDD 7+6	802.11be EHT20	165	5825	MCS0	Small RU_106+26	-
Mode 39	U-NII-1	5.15-5.25	CDD 7+6	802.11be EHT80	42	5210	MCS0	Large RU 484+242_4	-
Mode 40	U-NII-3	5.725-5.85	CDD 7+6	802.11be EHT80	155	5775	MCS0	Large RU 484+242_4	-
Mode 41	U-NII-1	5.15-5.25	CDD 7+6	802.11be EHT80	42	5210	MCS0	Puncturing 20M_4	-
Mode 42	U-NII-3	5.725-5.85	CDD 7+6	802.11be EHT80	155	5775	MCS0	Puncturing 20M_4	-
Mode 43	U-NII-1	5.15-5.25	CDD 7+6	802.11ac VHT80	42	5210	MCS0	-	LF
Mode 44	U-NII-3	5.725-5.85	CDD 7+6	802.11n HT40	151	5755	MCS0	-	LF

Summary of each worse mode

Mode	Modulation	Ch.	Freq. (MHz)	Level (dBuV/m)	Limit (dBuV/m)	Margin (dB)	Pol.	Peak Avg.	Result	Remark
1	802.11a	36	5149.98	46.38	54.00	-7.62	V	AVERAGE	Pass	Band Edge
1	802.11a	36	7252.00	45.84	54.00	-8.13	V	AVERAGE	Pass	Harmonic
2	802.11a	44	-	-	-	-	-	-	-	Band Edge
2	802.11a	44	7308.00	46.24	54.00	-7.76	V	AVERAGE	Pass	Harmonic
3	802.11a	48	5103.34	43.19	54.00	-10.81	V	AVERAGE	Pass	Band Edge
3	802.11a	48	7336.00	45.83	54.00	-8.17	V	AVERAGE	Pass	Harmonic
4	802.11n HT20	36	5148.25	45.53	54.00	-8.47	V	AVERAGE	Pass	Band Edge
4	802.11n HT20	36	10360.00	57.78	68.30	-10.52	V	Peak	Pass	Harmonic
5	802.11n HT20	44	-	-	-	-	-	-	-	Band Edge
5	802.11n HT20	44	10440.00	58.78	68.30	-9.52	V	Peak	Pass	Harmonic
6	802.11n HT20	48	5129.43	43.24	54.00	-10.76	V	AVERAGE	Pass	Band Edge
6	802.11n HT20	48	10480.00	58.35	68.30	-9.95	V	Peak	Pass	Harmonic
7	802.11n HT40	38	5149.99	48.40	54.00	-5.60	V	Average	Pass	Band Edge
7	802.11n HT40	38	10380.00	52.50	68.30	-15.80	V	Peak	Pass	Harmonic
8	802.11n HT40	46	5125.93	44.18	54.00	-9.82	V	AVERAGE	Pass	Band Edge
8	802.11n HT40	46	-	-	-	-	-	-	-	Harmonic
9	802.11ac VHT80	42	5149.90	49.46	54.00	-4.54	V	Average	Pass	Band Edge
9	802.11ac VHT80	42	10420.00	48.62	68.30	-19.68	H	Peak	Pass	Harmonic
10	802.11be EHT20	36	5124.47	43.06	54.00	-10.94	V	AVERAGE	Pass	Band Edge
10	802.11be EHT20	36	10360.00	48.34	68.30	-19.96	V	Peak	Pass	Harmonic
11	802.11be EHT20	44	-	-	-	-	-	-	-	Band Edge
11	802.11be EHT20	44	10440.00	48.52	68.30	-19.78	V	Peak	Pass	Harmonic
12	802.11be EHT20	48	5061.34	42.97	54.00	-11.03	H	AVERAGE	Pass	Band Edge
12	802.11be EHT20	48	10480.00	48.78	68.30	-19.52	V	Peak	Pass	Harmonic
13	802.11be EHT40	38	5149.63	44.02	54.00	-9.98	V	AVERAGE	Pass	Band Edge
13	802.11be EHT40	38	-	-	-	-	-	-	-	Harmonic
14	802.11be EHT40	46	5455.06	42.85	54.00	-11.15	H	AVERAGE	Pass	Band Edge
14	802.11be EHT40	46	-	-	-	-	-	-	-	Harmonic
15	802.11ax HE80	42	5149.99	46.08	54.00	-7.92	V	Average	Pass	Band Edge
15	802.11be EHT80	42	-	-	-	-	-	-	-	Harmonic
16	802.11be EHT20	36	5147.89	42.91	54.00	-11.09	V	AVERAGE	Pass	Band Edge
16	802.11be EHT20	36	-	-	-	-	-	-	-	Harmonic
17	802.11be EHT20	48	5072.60	42.81	54.00	-11.19	V	AVERAGE	Pass	Band Edge
17	802.11be EHT20	48	-	-	-	-	-	-	-	Harmonic
18	802.11be EHT20	36	5128.27	42.97	54.00	-11.03	V	AVERAGE	Pass	Band Edge

18	802.11be EHT20	36	-	-	-	-	-	-	-	Harmonic
19	802.11be EHT20	48	5041.64	42.84	54.00	-11.16	V	AVERAGE	Pass	Band Edge
19	802.11be EHT20	48	-	-	-	-	-	-	-	Harmonic
20	802.11a	149	5648.65	54.36	68.30	-13.94	H	PEAK	Pass	Band Edge
20	802.11a	149	17235.00	47.41	68.30	-20.89	V	Peak	Pass	Harmonic
21	802.11a	157	-	-	-	-	-	-	-	Band Edge
21	802.11a	157	17355.00	47.49	68.30	-20.81	V	Peak	Pass	Harmonic
22	802.11a	165	5925.83	54.46	68.30	-13.84	H	PEAK	Pass	Band Edge
22	802.11a	165	17475.00	47.73	68.30	-20.57	V	Peak	Pass	Harmonic
23	802.11n HT20	149	5650.11	54.15	68.38	-14.23	V	PEAK	Pass	Band Edge
23	802.11n HT20	149	17235.00	47.99	68.30	-20.31	V	Peak	Pass	Harmonic
24	802.11n HT20	157	-	-	-	-	-	-	-	Band Edge
24	802.11n HT20	157	17355.00	48.61	68.30	-19.69	H	Peak	Pass	Harmonic
25	802.11n HT20	165	5942.19	53.51	68.30	-14.79	V	PEAK	Pass	Band Edge
25	802.11n HT20	165	17475.00	48.36	68.30	-19.94	V	Peak	Pass	Harmonic
26	802.11n HT40	151	5642.80	56.84	68.30	-11.46	V	Peak	Pass	Band Edge
26	802.11n HT40	151	17265.00	47.92	68.30	-20.38	H	Peak	Pass	Harmonic
27	802.11n HT40	159	5619.03	54.86	68.30	-13.44	V	PEAK	Pass	Band Edge
27	802.11n HT40	159	17385.00	46.89	68.30	-21.41	V	Peak	Pass	Harmonic
28	802.11ac VHT80	155	5633.36	53.70	68.30	-14.60	H	PEAK	Pass	Band Edge
28	802.11ac VHT80	155	-	-	-	-	-	-	-	Harmonic
29	802.11be EHT20	149	5616.10	54.62	68.30	-13.68	H	PEAK	Pass	Band Edge
29	802.11be EHT20	149	17235.00	47.42	68.30	-20.88	H	Peak	Pass	Harmonic
30	802.11be EHT20	157	-	-	-	-	-	-	-	Band Edge
30	802.11be EHT20	157	17355.00	47.86	68.30	-20.44	V	Peak	Pass	Harmonic
31	802.11be EHT20	165	5935.88	53.61	68.30	-14.69	V	PEAK	Pass	Band Edge
31	802.11be EHT20	165	17475.00	47.75	68.30	-20.55	V	Peak	Pass	Harmonic
32	802.11be EHT40	151	5627.59	55.12	68.30	-13.18	H	PEAK	Pass	Band Edge
32	802.11be EHT40	151	17265.00	48.15	68.30	-20.15	H	Peak	Pass	Harmonic
33	802.11be EHT40	159	5647.97	54.09	68.30	-14.21	H	PEAK	Pass	Band Edge
33	802.11be EHT40	159	17385.00	47.49	68.30	-20.81	H	Peak	Pass	Harmonic
34	802.11be EHT80	155	5616.63	54.58	68.30	-13.72	H	PEAK	Pass	Band Edge
34	802.11be EHT80	155	17325.00	47.53	68.30	-20.77	H	Peak	Pass	Harmonic
35	802.11be EHT20	149	5635.96	54.51	68.30	-13.79	V	PEAK	Pass	Band Edge
35	802.11be EHT20	149	-	-	-	-	-	-	-	Harmonic
36	802.11be EHT20	165	5944.50	54.40	68.30	-13.90	V	PEAK	Pass	Band Edge
36	802.11be EHT20	165	-	-	-	-	-	-	-	Harmonic
37	802.11be EHT20	149	5645.68	54.56	68.30	-13.74	V	PEAK	Pass	Band Edge
37	802.11be EHT20	149	-	-	-	-	-	-	-	Harmonic
38	802.11be EHT20	165	5938.25	53.80	68.30	-14.50	V	PEAK	Pass	Band Edge
38	802.11be EHT20	165	-	-	-	-	-	-	-	Harmonic
39	802.11be EHT80	42	5149.84	44.15	54.00	-9.85	H	AVERAGE	Pass	Band Edge
39	802.11be EHT80	42								Harmonic
40	802.11be EHT80	155	5649.18	54.08	68.30	-14.22	H	PEAK	Pass	Band Edge
40	802.11be EHT80	155	-	-	-	-	-	-	-	Harmonic
41	802.11be EHT80	42	5146.69	43.07	54.00	-10.93	V	AVERAGE	Pass	Band Edge

41	802.11be EHT80	42	-	-	-	-	-	-	-	Harmonic
42	802.11be EHT80	155	5634.48	54.58	68.30	-13.72	H	PEAK	Pass	Band Edge
42	802.11be EHT80	155	-	-	-	-	-	-	-	Harmonic
43	802.11ac VHT80	42	829.28	30.62	46.00	-15.38	H	PEAK	Pass	LF
44	802.11n HT40	151	44.55	21.91	40.00	-18.09	V	PEAK	Pass	LF

Co-location mode:

Radiated Spurious Emission Test Modes

Mode	Band (MHz)	Antenna	Modulation	Channel	Frequency	Data Rate	RU	Remark
45	CO_TX	CDD 7+6	802.11b	01	2412	1Mbps	-	-
		CDD 7+6	802.11ac VHT80	42	5210	MCS0		
		4	LTE	Bnad14	-	-	-	-

Summary of each worse mode

Mode	Modulation	Ch.	Freq. (MHz)	Level (dBuV/m)	Limit (dBuV/m)	Margin (dB)	Pol.	Peak Avg.	Result	Remark
45	CO-TX	-	5134.61	49.38	54.00	-4.62	V	AVERAGE	Pass	Band Edge
45		-	4824.00	49.54	54.00	-4.46	V	AVERAGE	Pass	Harmonic

Mode	1	
	Band Edge	
	U-NII-1_5.15-5.25_802.11a_CH36_5180MHz	
ANT	CDD 7+6	
Pol.	Horizontal	Fundamental
Peak	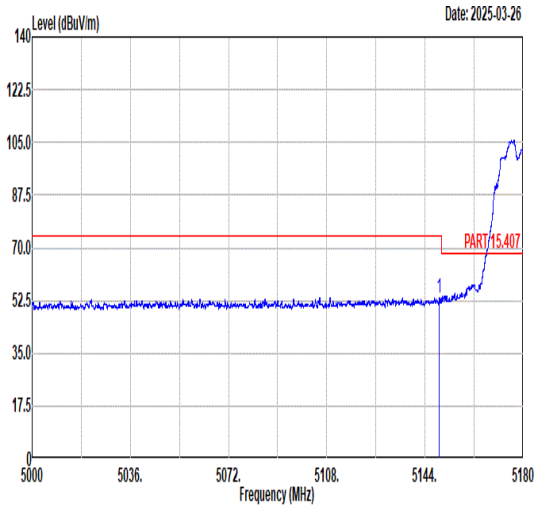 Freq Level Limit Line Margin (dB) Read Level Ant Factor Cable Loss Preamp Factor APos TPos Remark MHz dBuV/m dBuV/m dBuV dB/m dB dB cm deg 1 5149.31 53.52 74.00 -20.48 39.36 35.70 11.09 32.63 100 43 PEAK	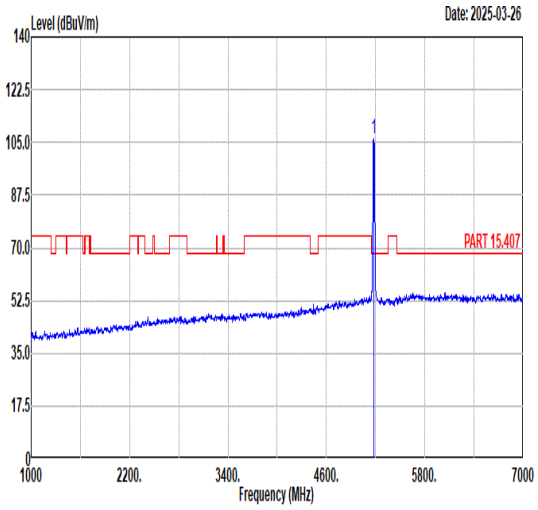 Freq Level Limit Line Margin (dB) Read Level Ant Factor Cable Loss Preamp Factor APos TPos Remark MHz dBuV/m dBuV/m dBuV dB/m dB dB cm deg 1 5180.00 106.05 ------ ------ 91.86 35.75 11.07 32.63 100 43 PEAK
Avg	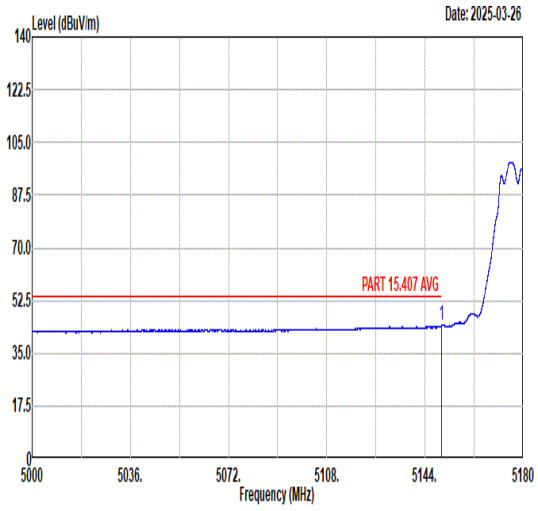 Freq Level Limit Line Margin (dB) Read Level Ant Factor Cable Loss Preamp Factor APos TPos Remark MHz dBuV/m dBuV/m dBuV dB/m dB dB cm deg 1 5149.99 44.27 54.00 -9.73 30.12 35.70 11.08 32.63 100 43 AVERAGE	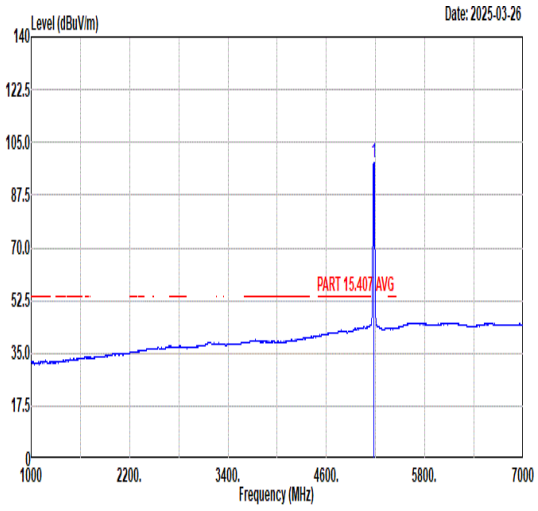 Freq Level Limit Line Margin (dB) Read Level Ant Factor Cable Loss Preamp Factor APos TPos Remark MHz dBuV/m dBuV/m dBuV dB/m dB dB cm deg 1 5180.00 98.34 ------ ------ 84.15 35.76 11.07 32.64 100 43 AVERAGE

Mode	1	
	Band Edge	
	U-NII-1_5.15-5.25_802.11a_CH36_5180MHz	
ANT	CDD 7+6	
Pol.	Vertical	Fundamental
Peak	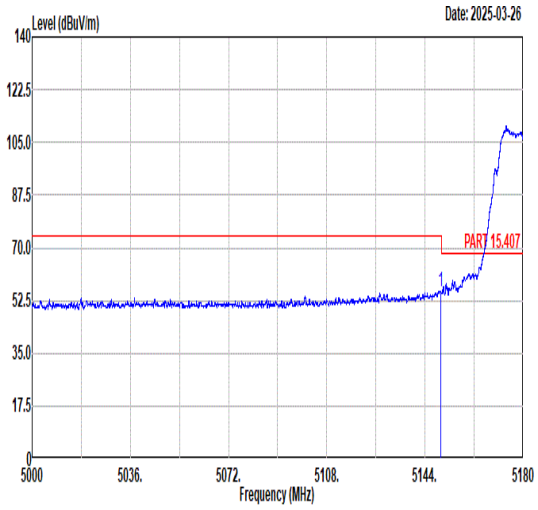 Freq Level Limit Line Margin (dB) Read Level Ant Factor Cable Loss Preamp Factor APos TPos Remark MHz dBuV/m dBuV/m dBuV dB/m dB dB cm deg 1 5149.63 55.58 74.00 -18.42 41.42 35.70 11.09 32.63 260 101 PEAK	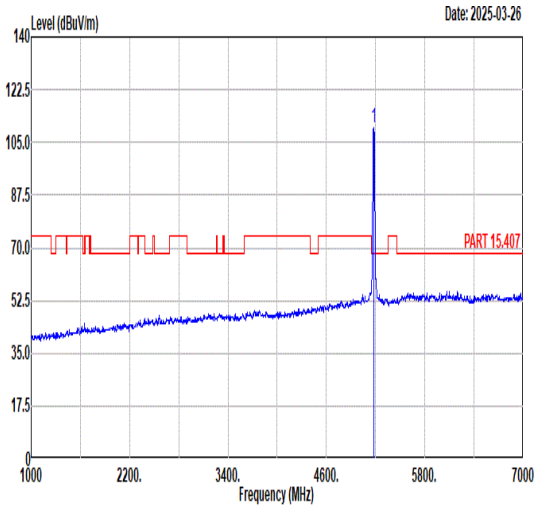 Freq Level Limit Line Margin (dB) Read Level Ant Factor Cable Loss Preamp Factor APos TPos Remark MHz dBuV/m dBuV/m dBuV dB/m dB dB cm deg 1 5180.00 109.95 ------ ------ 95.76 35.75 11.07 32.63 260 101 PEAK
Avg	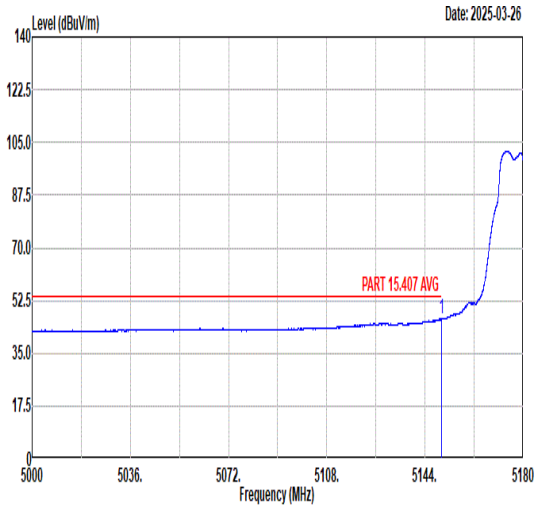 Freq Level Limit Line Margin (dB) Read Level Ant Factor Cable Loss Preamp Factor APos TPos Remark MHz dBuV/m dBuV/m dBuV dB/m dB dB cm deg 1 5149.98 46.38 54.00 -7.62 32.23 35.70 11.08 32.63 260 101 AVERAGE	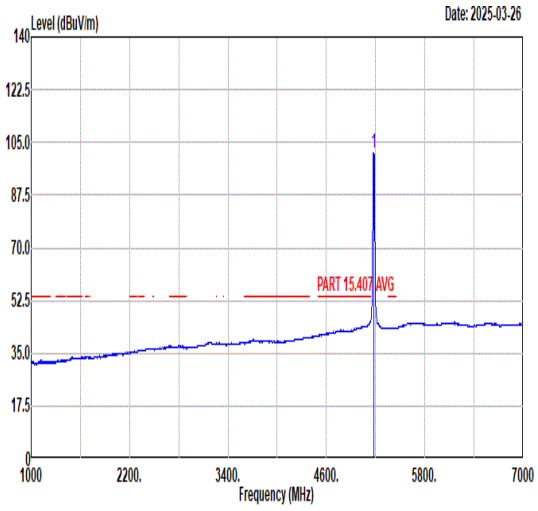 Freq Level Limit Line Margin (dB) Read Level Ant Factor Cable Loss Preamp Factor APos TPos Remark MHz dBuV/m dBuV/m dBuV dB/m dB dB cm deg 1 5180.00 101.60 ------ ------ 87.41 35.75 11.07 32.63 260 101 AVERAGE

Mode	1	
	Harmonic	
	U-NII-1_5.15-5.25_802.11a_CH36_5180MHz	
ANT	CDD 7+6	
Pol.	Horizontal	Vertical
Peak Avg	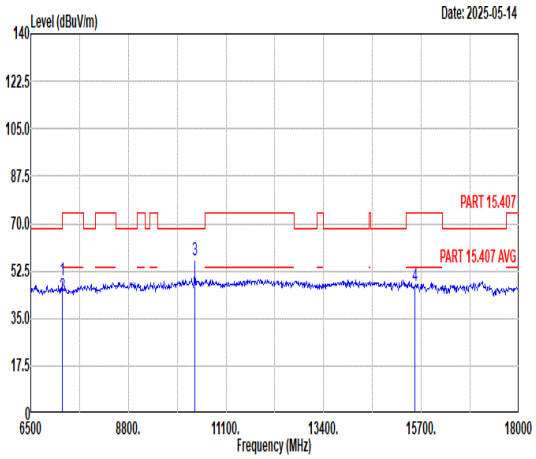 Freq Level Limit Line Margin Read Level Ant Factor Cable Loss Preamp Factor APos TPos Remark MHz dBuV/m dBuV/m dB dBuV dB/m dB dB cm deg 1 7252.00 49.18 74.00 -24.82 52.87 36.60 11.91 52.20 200 313 Peak 2 7252.00 43.07 54.00 -10.93 46.76 36.60 11.91 52.20 200 313 Average 3 10360.00 56.42 68.30 -11.88 55.16 38.10 14.59 51.43 200 170 Peak 4 15540.00 46.95 74.00 -27.05 41.37 40.60 17.17 52.19 --- --- Peak	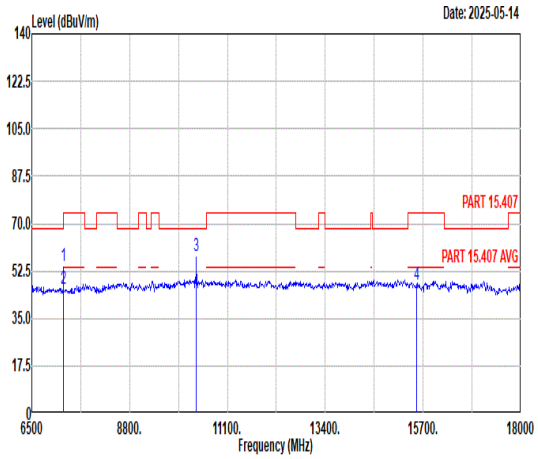 Freq Level Limit Line Margin Read Level Ant Factor Cable Loss Preamp Factor APos TPos Remark MHz dBuV/m dBuV/m dB dBuV dB/m dB dB cm deg 1 7252.00 54.30 74.00 -19.70 57.99 36.60 11.91 52.20 113 338 Peak 2 7252.00 45.87 54.00 -8.13 49.56 36.60 11.91 52.20 113 338 Average 3 10360.00 58.21 68.30 -10.09 56.95 38.10 14.59 51.43 190 166 Peak 4 15540.00 47.44 74.00 -26.56 41.86 40.60 17.17 52.19 --- --- Peak

Mode	2	
	Harmonic	
	U-NII-1_5.15-5.25_802.11a_CH44_5220MHz	
ANT	CDD 7+6	
Pol.	Horizontal	Vertical
Peak Avg	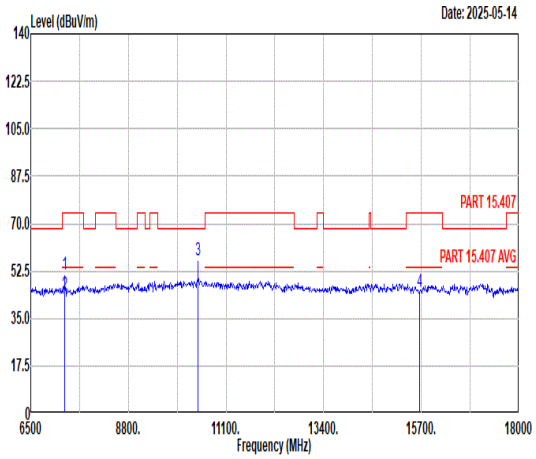 Freq Level Limit Line Margin Read Level Ant Factor Cable Loss Preamp Factor APos TPos Remark MHz dBuV/m dBuV/m dB dBuV dB/m dB dB cm deg 1 7308.00 51.49 74.00 -22.51 55.12 36.58 12.01 52.22 200 333 Peak 2 7308.00 43.82 54.00 -10.18 47.45 36.58 12.01 52.22 200 333 Average 3 10440.00 56.44 68.30 -11.86 55.12 38.14 14.59 51.41 200 177 Peak 4 15660.00 44.90 74.00 -29.10 39.56 40.60 17.19 52.45 --- --- Peak	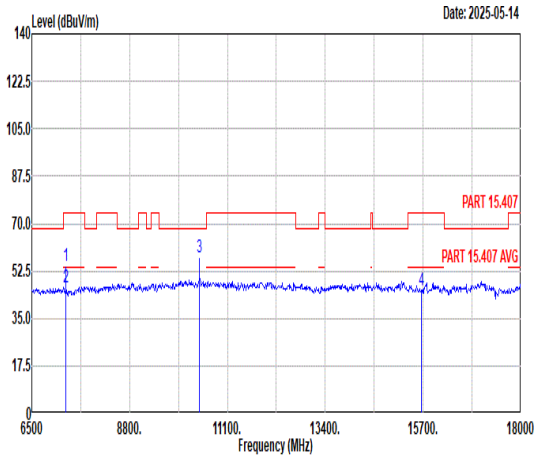 Freq Level Limit Line Margin Read Level Ant Factor Cable Loss Preamp Factor APos TPos Remark MHz dBuV/m dBuV/m dB dBuV dB/m dB dB cm deg 1 7308.00 54.23 74.00 -19.77 57.86 36.58 12.01 52.22 111 336 Peak 2 7308.00 46.24 54.00 -7.76 49.87 36.58 12.01 52.22 111 336 Average 3 10440.00 57.53 68.30 -10.77 56.21 38.14 14.59 51.41 201 172 Peak 4 15660.00 45.50 74.00 -28.50 40.16 40.60 17.19 52.45 --- --- Peak

Mode	3	
	Band Edge - L	
	U-NII-1_5.15-5.25_802.11a_CH48_5240MHz	
ANT	CDD 7+6	
Pol.	Horizontal	Fundamental
Peak	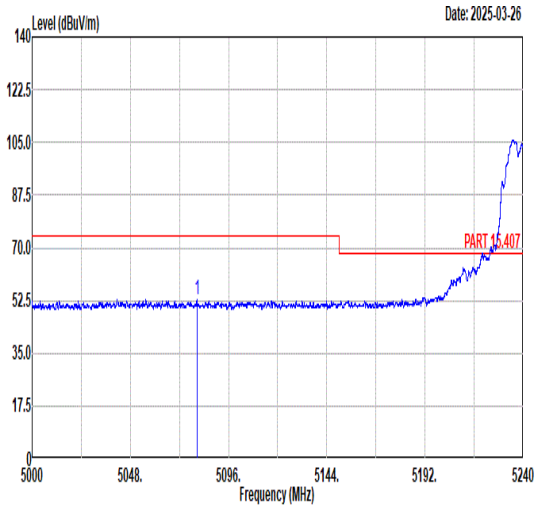 Freq Level Limit Line Margin (dB) Read Level Ant Factor Cable Loss Preamp Factor APos TPos Remark 1 5080.52 52.92 74.00 -21.08 38.62 35.80 11.12 32.62 100 43 PEAK	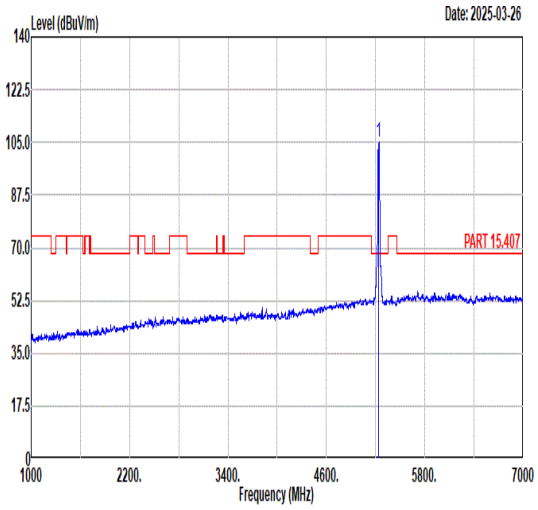 Freq Level Limit Line Margin (dB) Read Level Ant Factor Cable Loss Preamp Factor APos TPos Remark 1 5240.00 105.04 ------ ------ 90.87 35.80 11.02 32.65 100 43 PEAK
Avg	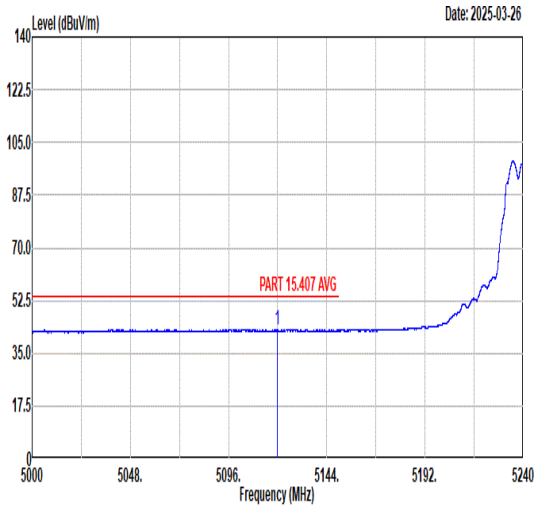 Freq Level Limit Line Margin (dB) Read Level Ant Factor Cable Loss Preamp Factor APos TPos Remark 1 5119.88 42.86 54.00 -11.14 28.62 35.76 11.10 32.62 100 43 AVERAGE	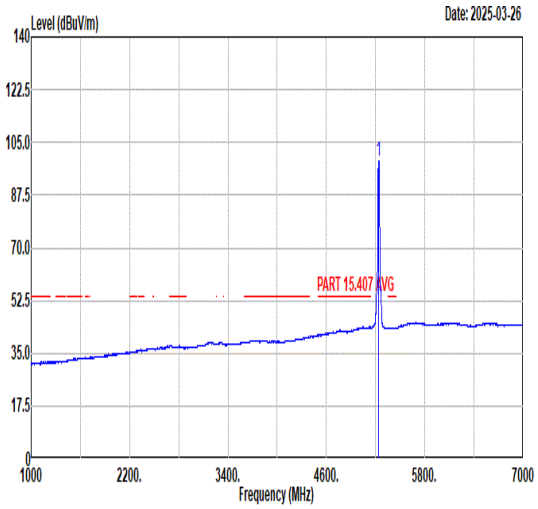 Freq Level Limit Line Margin (dB) Read Level Ant Factor Cable Loss Preamp Factor APos TPos Remark 1 5240.00 98.87 ------ ------ 84.70 35.80 11.02 32.65 100 43 AVERAGE

Mode	3	
	Band Edge - R	
	U-NII-1_5.15-5.25_802.11a_CH48_5240MHz	
ANT	CDD 7+6	
Pol.	Horizontal	Fundamental
Peak	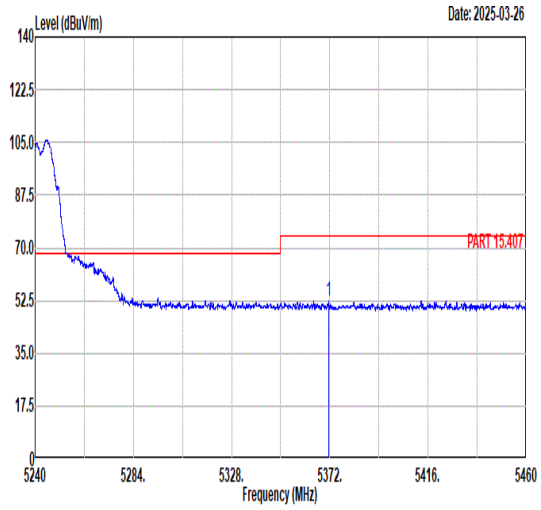 Limit Margin Read Ant Cable Preamp APos TPos Freq Level Line (dB) Level Factor Loss Factor Remark MHz dBuV/m dBuV/m dBuV dB/m dB dB cm deg 1 5371.47 52.35 74.00 -21.65 38.03 36.06 10.93 32.67 100 43 PEAK	Blank
Avg	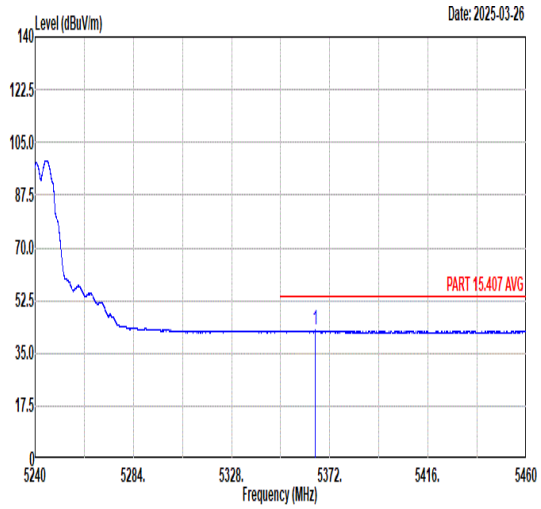 Limit Margin Read Ant Cable Preamp APos TPos Freq Level Line (dB) Level Factor Loss Factor Remark MHz dBuV/m dBuV/m dBuV dB/m dB dB cm deg 1 5365.51 42.62 54.00 -11.38 28.29 36.07 10.93 32.67 100 43 AVERAGE	Blank

Mode	3	
	Band Edge - L	
	U-NII-1_5.15-5.25_802.11a_CH48_5240MHz	
ANT	CDD 7+6	
Pol.	Vertical	Fundamental
Peak	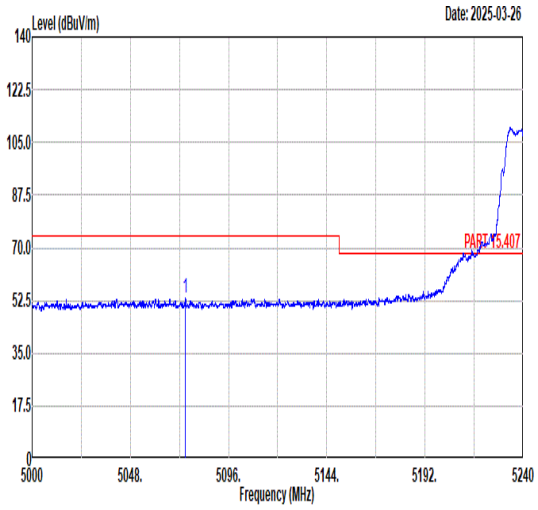 Freq Level Limit Line Margin (dB) Read Level Ant Factor Cable Loss Preamp Factor APos TPos Remark 1 5075.02 53.25 74.00 -20.75 38.94 35.80 11.13 32.62 256 97 PEAK	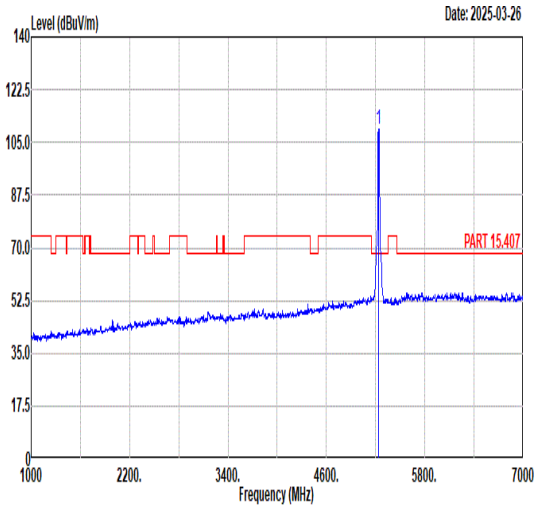 Freq Level Limit Line Margin (dB) Read Level Ant Factor Cable Loss Preamp Factor APos TPos Remark 1 5240.00 109.35 ------ ------ 95.17 35.80 11.03 32.65 256 97 PEAK
Avg	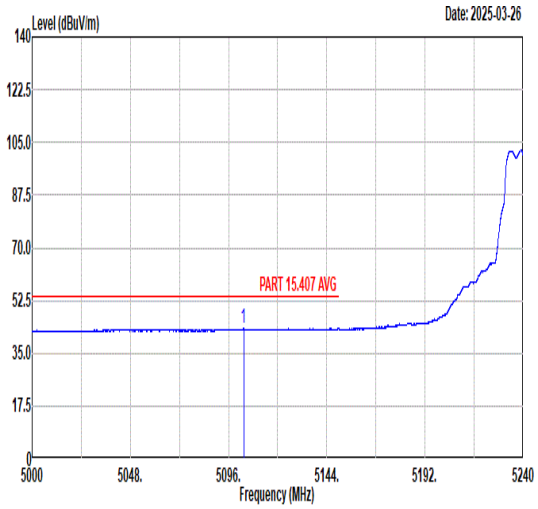 Freq Level Limit Line Margin (dB) Read Level Ant Factor Cable Loss Preamp Factor APos TPos Remark 1 5103.34 43.19 54.00 -10.81 28.91 35.79 11.11 32.62 256 97 AVERAGE	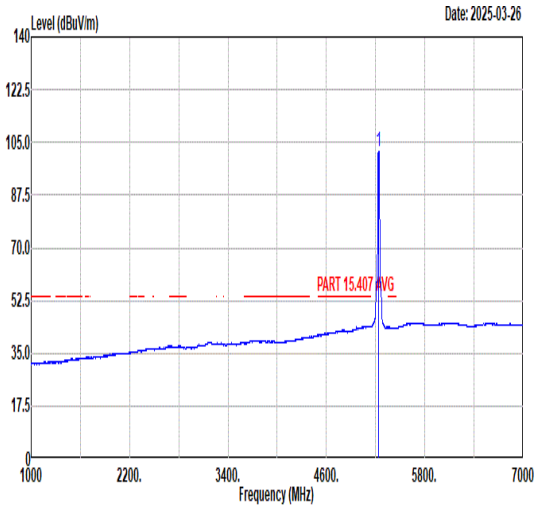 Freq Level Limit Line Margin (dB) Read Level Ant Factor Cable Loss Preamp Factor APos TPos Remark 1 5240.00 102.17 ------ ------ 87.99 35.80 11.03 32.65 256 97 AVERAGE

Mode	3	
	Band Edge - R	
	U-NII-1_5.15-5.25_802.11a_CH48_5240MHz	
ANT	CDD 7+6	
Pol.	Vertical	Fundamental
Peak	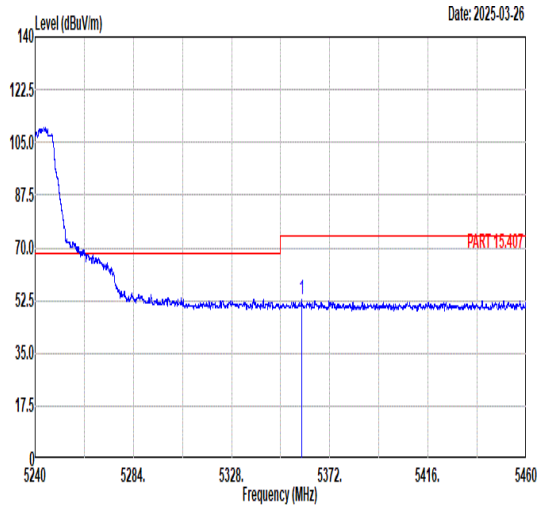 Freq Level Limit Line Margin (dB) Read Level Ant Factor Cable Loss Preamp Factor APos TPos Remark MHz dBuV/m dBuV/m dBuV dB/m dB dB cm deg 1 5359.35 52.58 74.00 -21.42 38.23 36.08 10.94 32.67 256 97 PEAK	Blank
Avg	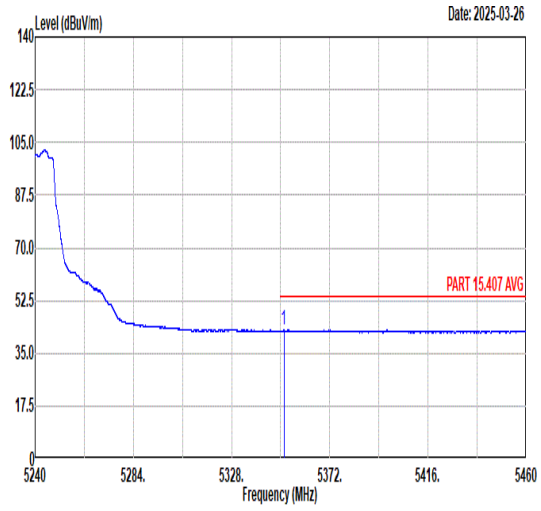 Freq Level Limit Line Margin (dB) Read Level Ant Factor Cable Loss Preamp Factor APos TPos Remark MHz dBuV/m dBuV/m dBuV dB/m dB dB cm deg 1 5351.43 42.70 54.00 -11.30 28.33 36.10 10.94 32.67 256 97 AVERAGE	Blank

Mode	3	
	Harmonic	
	U-NII-1_5.15-5.25_802.11a_CH48_5240MHz	
ANT	CDD 7+6	
Pol.	Horizontal	Vertical
Peak Avg	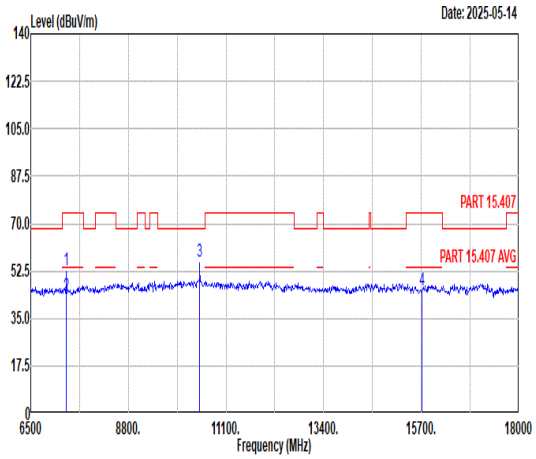 Freq Level Limit Line Margin Read Level Ant Factor Cable Loss Preamp Factor APos TPos Remark MHz dBuV/m dBuV/m dB dBuV dB/m dB dB cm deg 1 7336.00 52.72 74.00 -21.28 56.42 36.53 12.00 52.23 200 300 Peak 2 7336.00 43.53 54.00 -10.47 47.23 36.53 12.00 52.23 200 300 Average 3 10480.00 55.92 68.30 -12.38 54.55 38.18 14.59 51.40 210 188 Peak 4 15720.00 45.69 74.00 -28.31 40.46 40.62 17.19 52.58 --- --- Peak	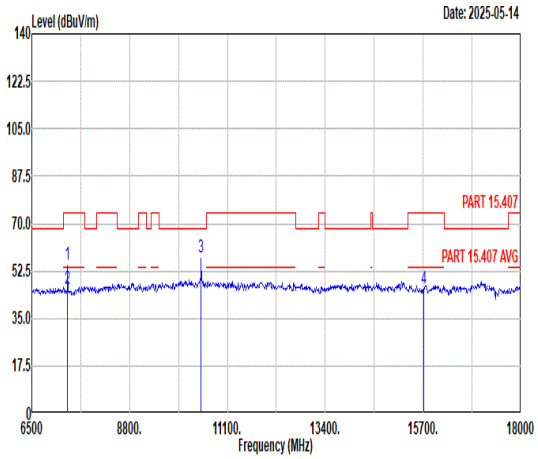 Freq Level Limit Line Margin Read Level Ant Factor Cable Loss Preamp Factor APos TPos Remark MHz dBuV/m dBuV/m dB dBuV dB/m dB dB cm deg 1 7336.00 55.06 74.00 -18.94 58.76 36.53 12.00 52.23 126 338 Peak 2 7336.00 45.83 54.00 -8.17 49.53 36.53 12.00 52.23 126 338 Average 3 10480.00 57.61 68.30 -10.69 56.24 38.18 14.59 51.40 165 178 Peak 4 15720.00 46.16 74.00 -27.84 40.93 40.62 17.19 52.58 --- --- Peak

Mode	4	
	Band Edge	
	U-NII-1_5.15-5.25_802.11n HT20_CH36_5180MHz	
ANT	CDD 7+6	
Pol.	Horizontal	Fundamental
Peak	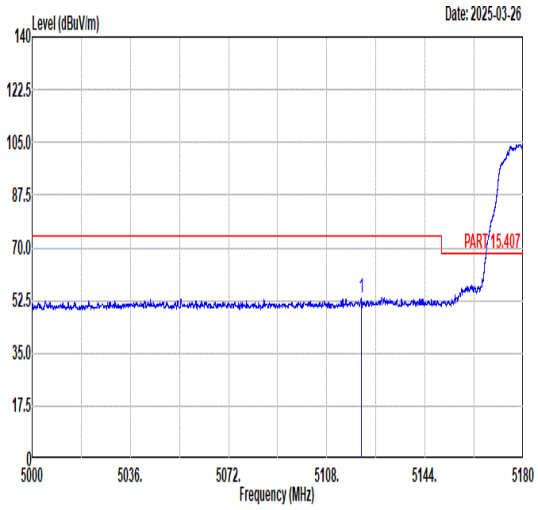 Freq Level Limit Line Margin (dB) Read Level Ant Factor Cable Loss Preamp Factor APos TPos Remark 1 5120.71 53.26 74.00 -20.74 39.02 35.76 11.10 32.62 100 44 PEAK	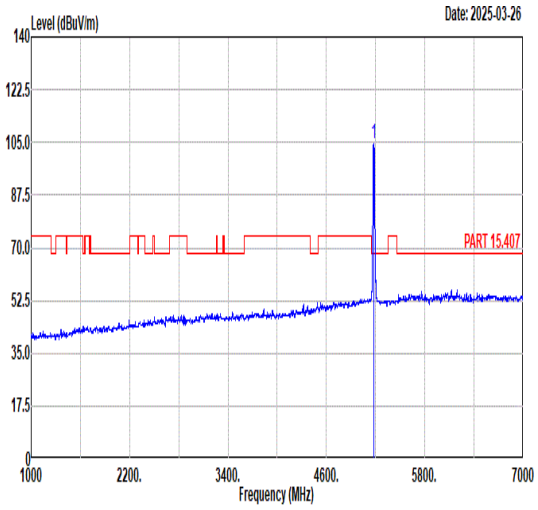 Freq Level Limit Line Margin (dB) Read Level Ant Factor Cable Loss Preamp Factor APos TPos Remark 1 5180.00 104.42 ------ ------ 90.23 35.76 11.07 32.64 100 44 PEAK
Avg	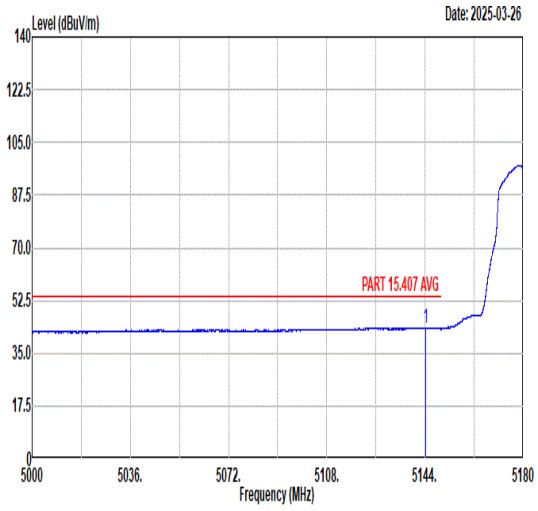 Freq Level Limit Line Margin (dB) Read Level Ant Factor Cable Loss Preamp Factor APos TPos Remark 1 5144.27 43.54 54.00 -10.46 29.37 35.71 11.09 32.63 100 44 AVERAGE	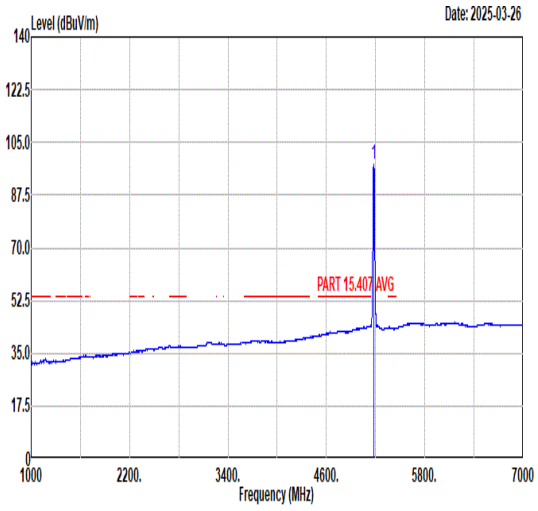 Freq Level Limit Line Margin (dB) Read Level Ant Factor Cable Loss Preamp Factor APos TPos Remark 1 5180.00 97.55 ------ ------ 83.36 35.76 11.07 32.64 100 44 AVERAGE

Mode	4	
	Band Edge	
	U-NII-1_5.15-5.25_802.11n HT20_CH36_5180MHz	
ANT	CDD 7+6	
Pol.	Vertical	Fundamental
Peak	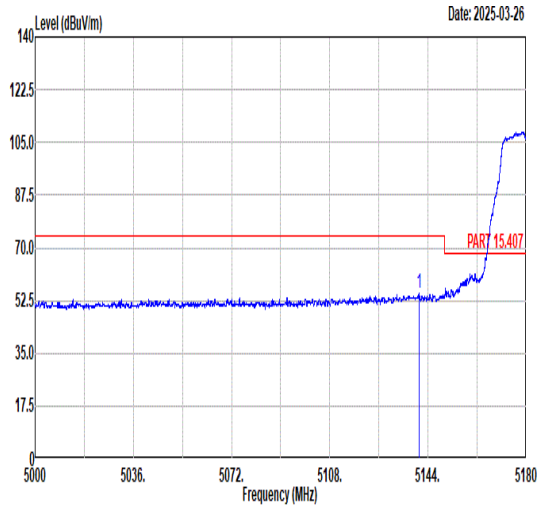 Freq Level Limit Line Margin (dB) Read Level Ant Factor Cable Loss Preamp Factor APos TPos Remark 1 5140.67 54.72 74.00 -19.28 40.54 35.72 11.09 32.63 245 97 PEAK	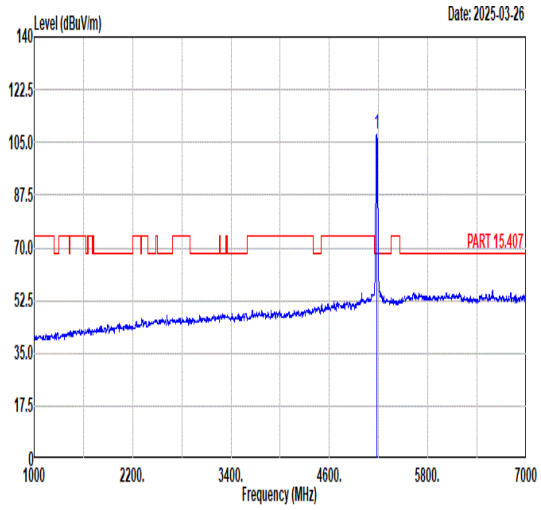 Freq Level Limit Line Margin (dB) Read Level Ant Factor Cable Loss Preamp Factor APos TPos Remark 1 5180.00 107.82 ------ ------ 93.63 35.76 11.07 32.64 245 97 PEAK
Avg	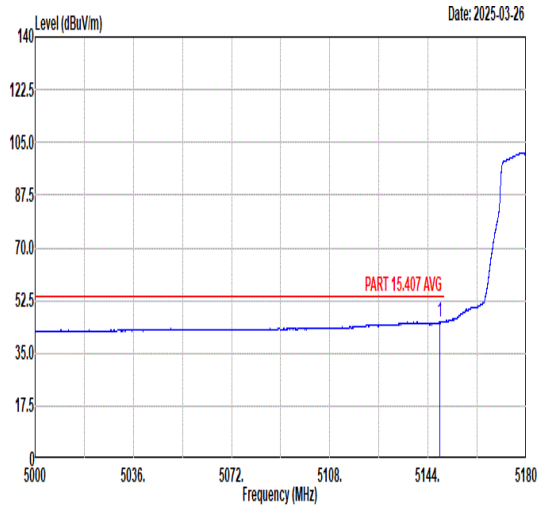 Freq Level Limit Line Margin (dB) Read Level Ant Factor Cable Loss Preamp Factor APos TPos Remark 1 5148.25 45.53 54.00 -8.47 31.37 35.70 11.09 32.63 245 97 AVERAGE	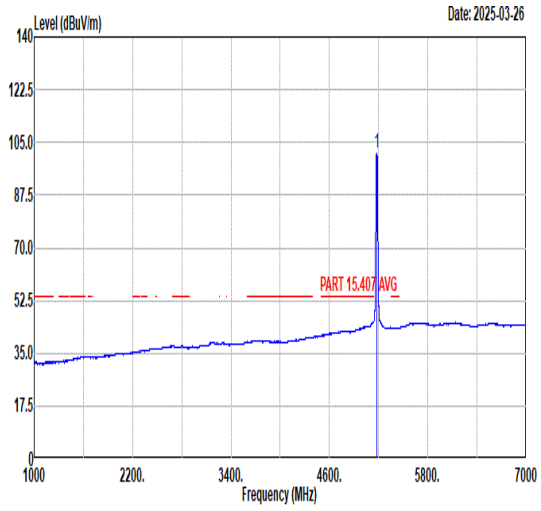 Freq Level Limit Line Margin (dB) Read Level Ant Factor Cable Loss Preamp Factor APos TPos Remark 1 5180.00 101.30 ------ ------ 87.11 35.75 11.07 32.63 245 97 AVERAGE

Mode	4	
	Harmonic	
	U-NII-1_5.15-5.25_802.11n HT20_CH36_5180MHz	
ANT	CDD 7+6	
Pol.	Horizontal	Vertical
Peak Avg	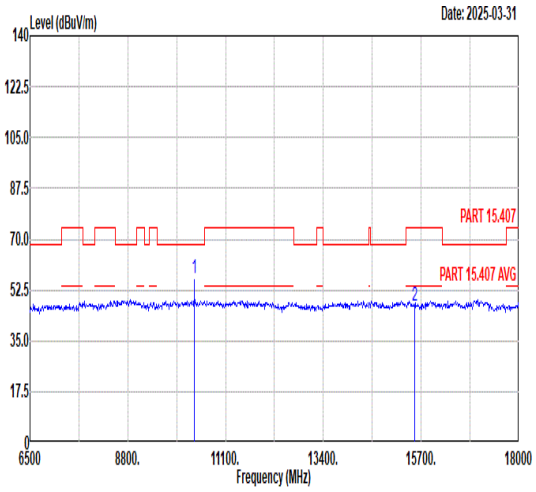 Limit Read Ant Cable Preamp APos TPos Freq Level Line Margin Level Factor Loss Factor Remark MHz dBuV/m dBuV/m dB dBuV dB/m dB dB cm deg 1 10360.00 56.69 68.30 -11.61 55.87 38.10 14.15 51.43 177 122 Peak 2 15540.00 47.21 74.00 -26.79 41.95 40.60 16.85 52.19 --- --- Peak	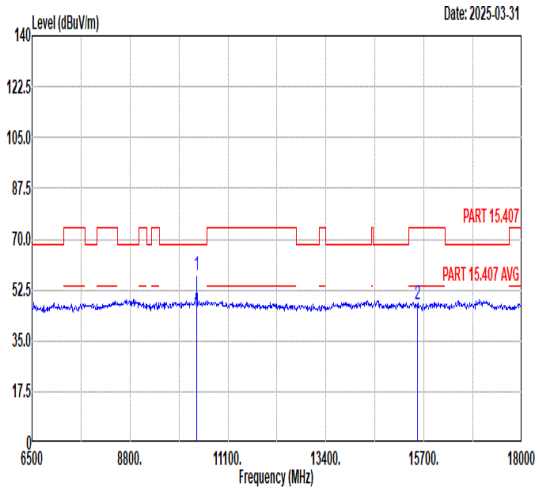 Limit Read Ant Cable Preamp APos TPos Freq Level Line Margin Level Factor Loss Factor Remark MHz dBuV/m dBuV/m dB dBuV dB/m dB dB cm deg 1 10360.00 57.78 68.30 -10.52 56.96 38.10 14.15 51.43 159 184 Peak 2 15540.00 47.55 74.00 -26.45 42.29 40.60 16.85 52.19 --- --- Peak

Mode	5	
	Harmonic	
	U-NII-1_5.15-5.25_802.11n HT20_CH44_5220MHz	
ANT	CDD 7+6	
Pol.	Horizontal	Vertical
Peak Avg	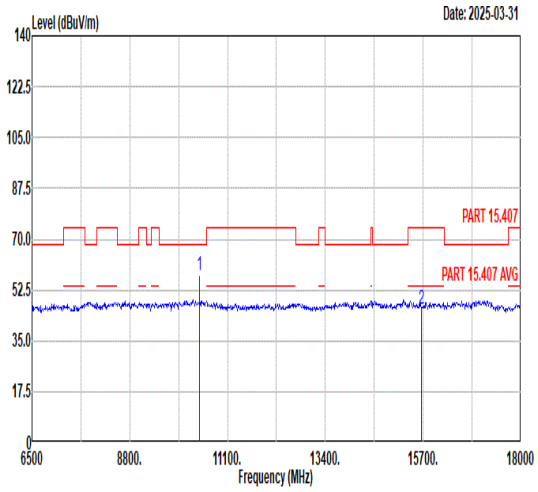 Freq Level Limit Line Margin Read Level Ant Factor Cable Loss Preamp Factor APos TPos Remark MHz dBuV/m dBuV/m dB dBuV dB/m dB dB cm deg 1 10440.00 57.35 68.30 -10.95 56.42 38.14 14.20 51.41 180 127 Peak 2 15660.00 45.98 74.00 -28.02 40.89 40.60 16.94 52.45 --- --- Peak	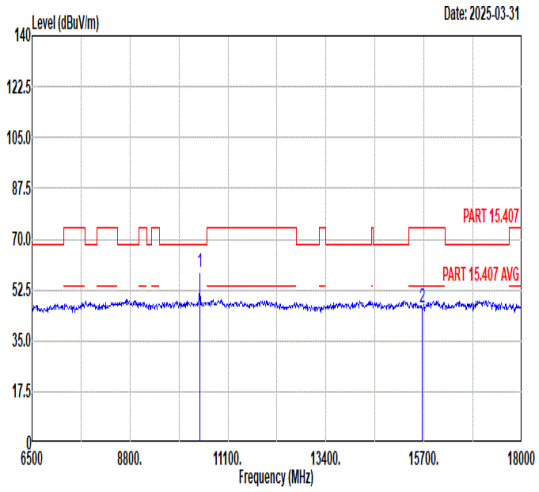 Freq Level Limit Line Margin Read Level Ant Factor Cable Loss Preamp Factor APos TPos Remark MHz dBuV/m dBuV/m dB dBuV dB/m dB dB cm deg 1 10440.00 58.78 68.30 -9.52 57.85 38.14 14.20 51.41 137 182 Peak 2 15660.00 46.57 74.00 -27.43 41.48 40.60 16.94 52.45 --- --- Peak

Mode	6	
	Band Edge - L	
	U-NII-1_5.15-5.25_802.11n HT20_CH48_5240MHz	
ANT	CDD 7+6	
Pol.	Horizontal	Fundamental
Peak	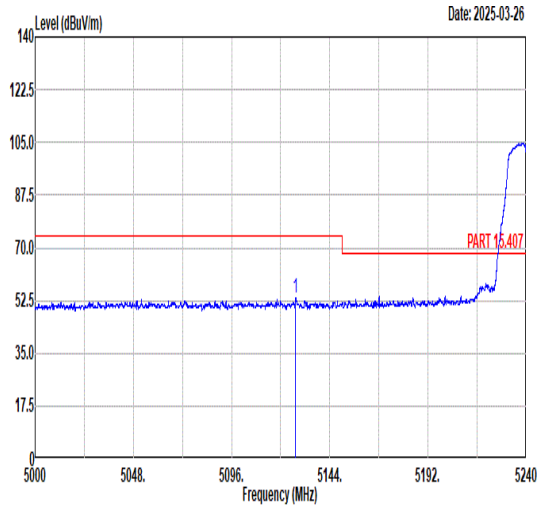 Freq Level Limit Line Margin (dB) Read Level Ant Factor Cable Loss Preamp Factor APos TPos Remark MHz dBuV/m dBuV/m dBuV dB/m dB dB cm deg 1 5127.34 53.48 74.00 -20.52 39.26 35.75 11.10 32.63 100 43 PEAK	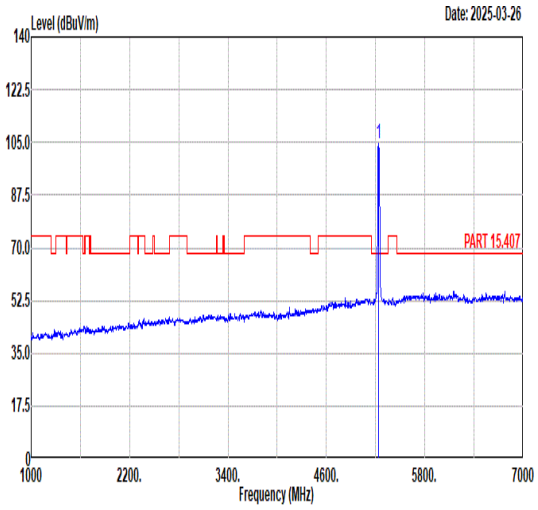 Freq Level Limit Line Margin (dB) Read Level Ant Factor Cable Loss Preamp Factor APos TPos Remark MHz dBuV/m dBuV/m dBuV dB/m dB dB cm deg 1 5240.00 104.56 ------ ------ 90.38 35.80 11.03 32.65 100 43 PEAK
Avg	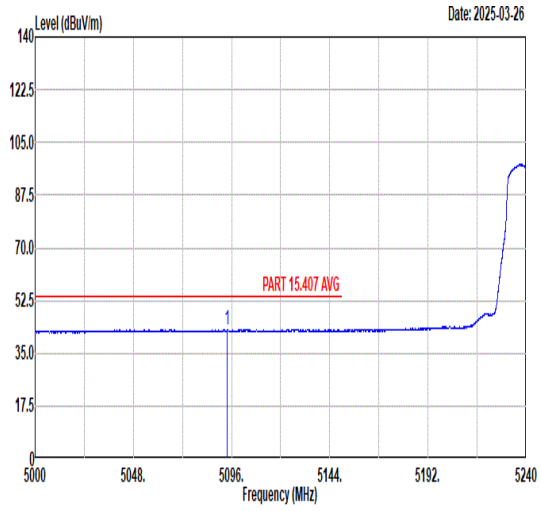 Freq Level Limit Line Margin (dB) Read Level Ant Factor Cable Loss Preamp Factor APos TPos Remark MHz dBuV/m dBuV/m dBuV dB/m dB dB cm deg 1 5093.96 42.89 54.00 -11.11 28.59 35.80 11.12 32.62 100 43 AVERAGE	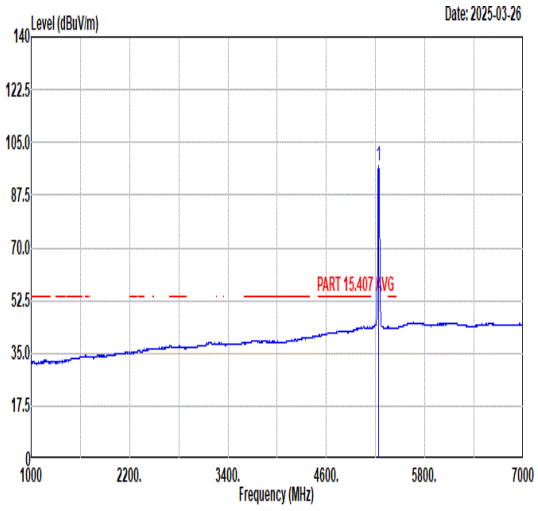 Freq Level Limit Line Margin (dB) Read Level Ant Factor Cable Loss Preamp Factor APos TPos Remark MHz dBuV/m dBuV/m dBuV dB/m dB dB cm deg 1 5240.00 97.31 ------ ------ 83.13 35.80 11.03 32.65 100 43 AVERAGE

Mode	6	
	Band Edge - R	
	U-NII-1_5.15-5.25_802.11n HT20_CH48_5240MHz	
ANT	CDD 7+6	
Pol.	Horizontal	Fundamental
Peak	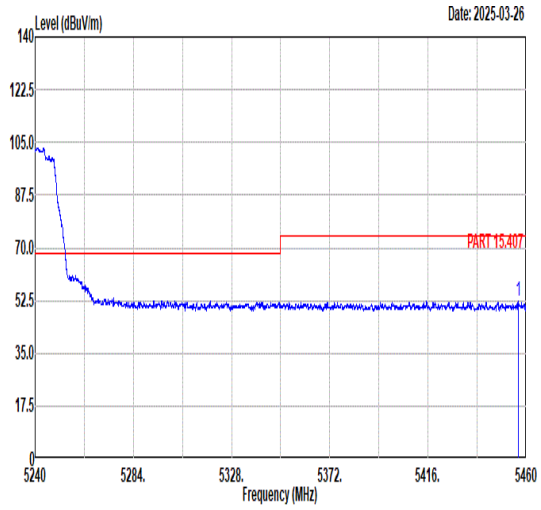 Freq Level Limit Line Margin (dB) Read Level Ant Factor Cable Loss Preamp Factor APos TPos Remark MHz dBuV/m dBuV/m dBuV dB/m dB dB cm deg 1 5456.39 52.51 74.00 -21.49 38.16 35.93 11.11 32.69 100 43 PEAK	Blank
Avg	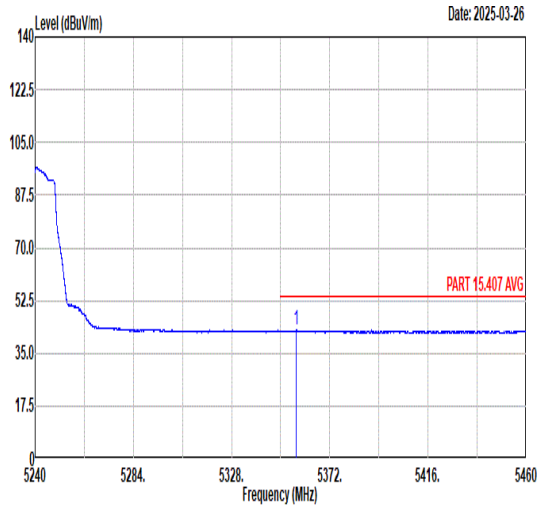 Freq Level Limit Line Margin (dB) Read Level Ant Factor Cable Loss Preamp Factor APos TPos Remark MHz dBuV/m dBuV/m dBuV dB/m dB dB cm deg 1 5356.93 42.64 54.00 -11.36 28.28 36.09 10.94 32.67 100 43 AVERAGE	Blank

Mode	6	
	Band Edge - L	
	U-NII-1_5.15-5.25_802.11n HT20_CH48_5240MHz	
ANT	CDD 7+6	
Pol.	Vertical	Fundamental
Peak	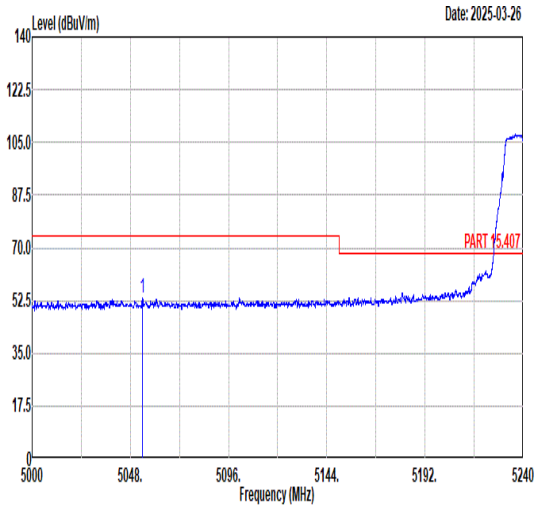 Freq Level Limit Line Margin (dB) Read Level Ant Factor Cable Loss Preamp Factor APos TPos Remark 1 5053.88 53.21 74.00 -20.79 38.88 35.80 11.14 32.61 246 100 PEAK	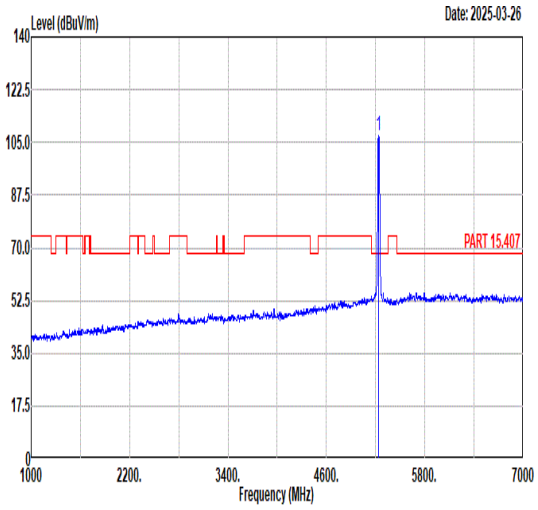 Freq Level Limit Line Margin (dB) Read Level Ant Factor Cable Loss Preamp Factor APos TPos Remark 1 5240.00 106.98 ------ ------ 92.80 35.80 11.03 32.65 246 100 PEAK
Avg	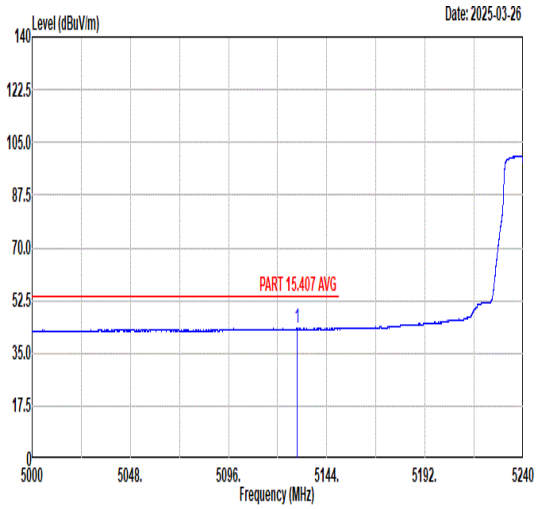 Freq Level Limit Line Margin (dB) Read Level Ant Factor Cable Loss Preamp Factor APos TPos Remark 1 5129.43 43.24 54.00 -10.76 29.03 35.74 11.10 32.63 246 100 AVERAGE	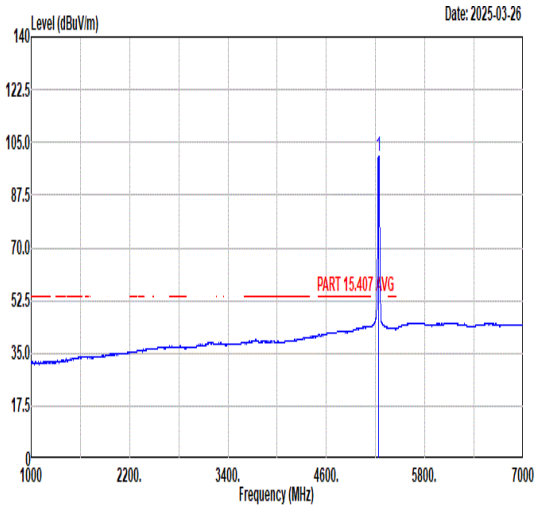 Freq Level Limit Line Margin (dB) Read Level Ant Factor Cable Loss Preamp Factor APos TPos Remark 1 5240.00 100.49 ------ ------ 86.31 35.80 11.03 32.65 246 100 AVERAGE

Mode	6	
	Band Edge - R	
	U-NII-1_5.15-5.25_802.11n HT20_CH48_5240MHz	
ANT	CDD 7+6	
Pol.	Vertical	Fundamental
Peak	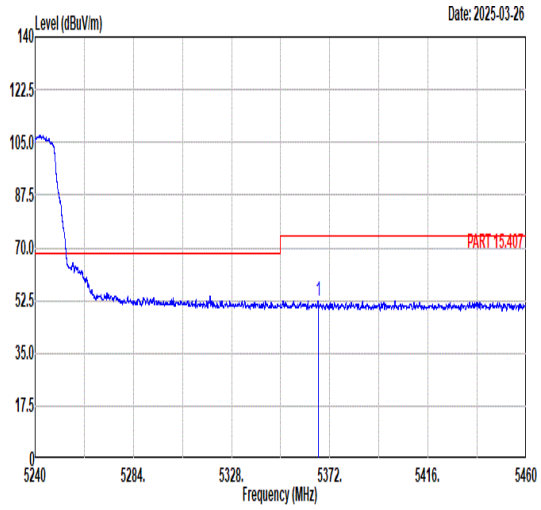 Freq Level Limit Line Margin (dB) Read Level Ant Factor Cable Loss Preamp Factor APos TPos Remark MHz dBuV/m dBuV/m dBuV dB/m dB dB cm deg 1 5366.81 52.47 74.00 -21.53 38.14 36.07 10.93 32.67 246 100 PEAK	Blank
Avg	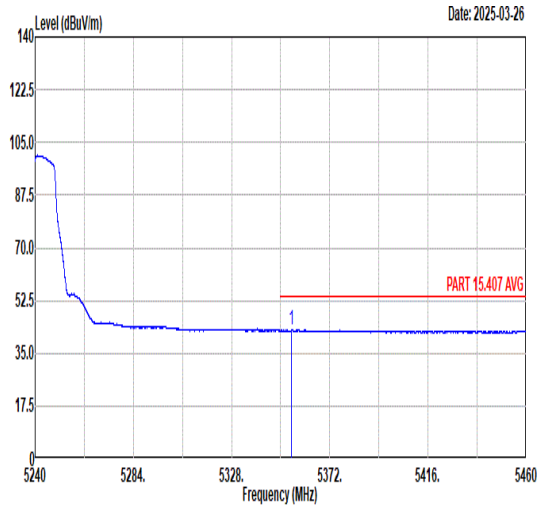 Freq Level Limit Line Margin (dB) Read Level Ant Factor Cable Loss Preamp Factor APos TPos Remark MHz dBuV/m dBuV/m dBuV dB/m dB dB cm deg 1 5354.97 42.70 54.00 -11.30 28.34 36.09 10.94 32.67 246 100 AVERAGE	Blank

Mode	6	
	Harmonic	
	U-NII-1_5.15-5.25_802.11n HT20_CH48_5240MHz	
ANT	CDD 7+6	
Pol.	Horizontal	Vertical
Peak Avg	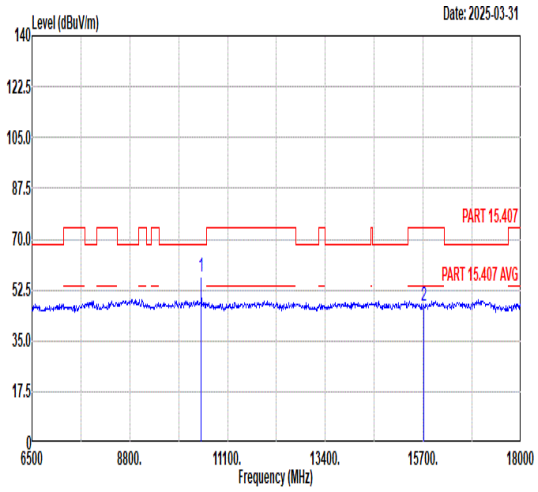 Freq Level Limit Line Margin Read Level Ant Factor Cable Loss Preamp Factor APos TPos Remark MHz dBuV/m dBuV/m dB dBuV dB/m dB dB cm deg 1 10480.00 56.97 68.30 -11.33 55.96 38.18 14.23 51.40 175 125 Peak 2 15720.00 47.09 74.00 -26.91 42.06 40.62 16.99 52.58 --- --- Peak	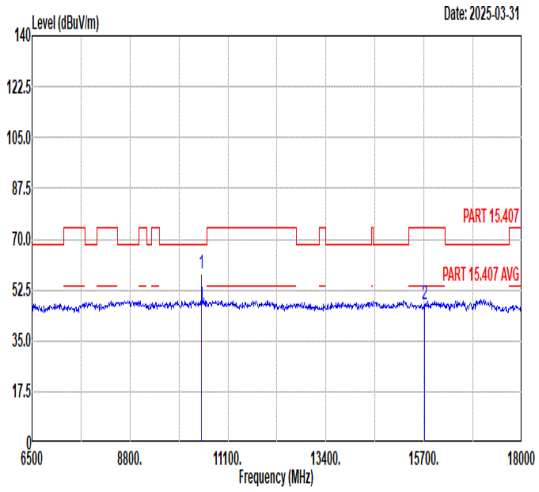 Freq Level Limit Line Margin Read Level Ant Factor Cable Loss Preamp Factor APos TPos Remark MHz dBuV/m dBuV/m dB dBuV dB/m dB dB cm deg 1 10480.00 58.35 68.30 -9.95 57.34 38.18 14.23 51.40 144 185 Peak 2 15720.00 47.41 74.00 -26.59 42.38 40.62 16.99 52.58 --- --- Peak

Mode	7	
	Band Edge - L	
	U-NII-1_5.15-5.25_802.11n HT40_CH38_5190MHz	
ANT	CDD 7+6	
Pol.	Horizontal	Fundamental
Peak	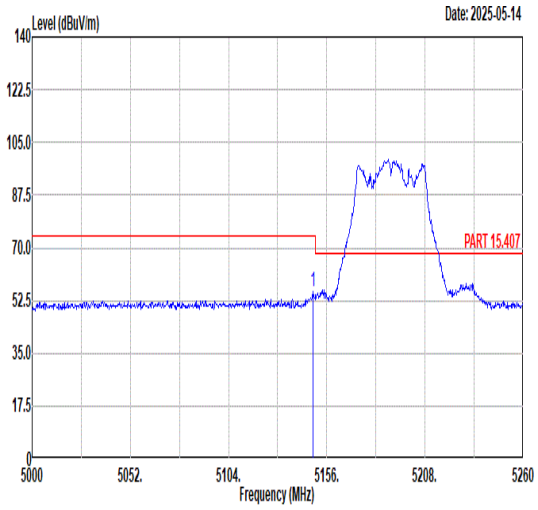 Freq Level Limit Line Margin Read Level Ant Factor Cable Loss Preamp Factor APos TPos Remark MHz dBuV/m dBuV/m dB dBuV dB/m dB dB cm deg 1 5148.72 55.58 74.00 -18.42 41.42 35.70 11.09 32.63 236 310 Peak	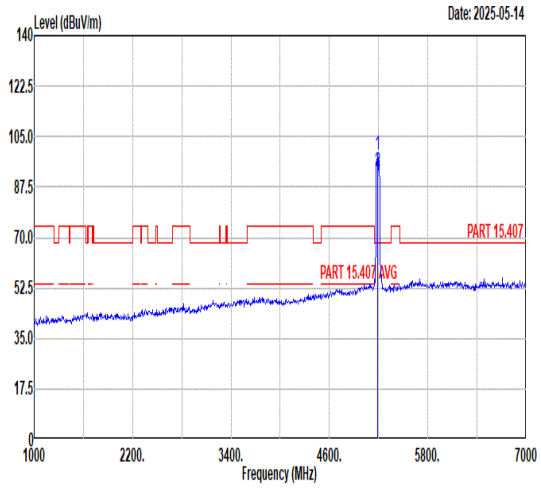 Freq Level Limit Line Margin Read Level Ant Factor Cable Loss Preamp Factor APos TPos Remark MHz dBuV/m dBuV/m dB dBuV dB/m dB dB cm deg 1 5190.00 98.80 ------ ------ 84.60 35.78 11.06 32.64 236 310 Peak 2 5190.00 92.80 ------ ------ 78.60 35.78 11.06 32.64 236 310 Average
Avg	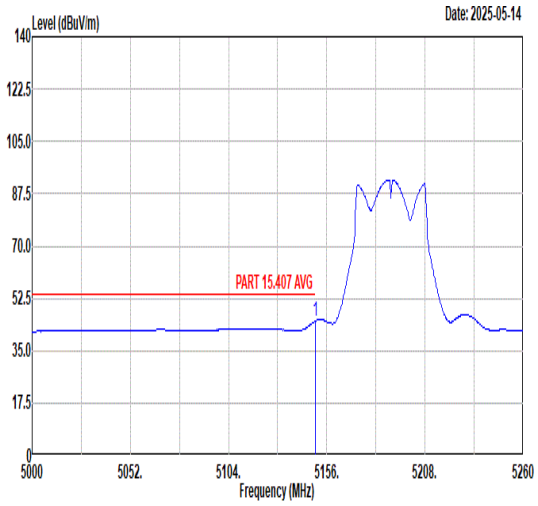 Freq Level Limit Line Margin Read Level Ant Factor Cable Loss Preamp Factor APos TPos Remark MHz dBuV/m dBuV/m dB dBuV dB/m dB dB cm deg 1 5149.99 44.91 54.00 -9.09 30.76 35.70 11.08 32.63 236 310 Average	Blank

Mode	7	
	Band Edge - R	
	U-NII-1_5.15-5.25_802.11n HT40_CH38_5190MHz	
ANT	CDD 7+6	
Pol.	Horizontal	Fundamental
Peak	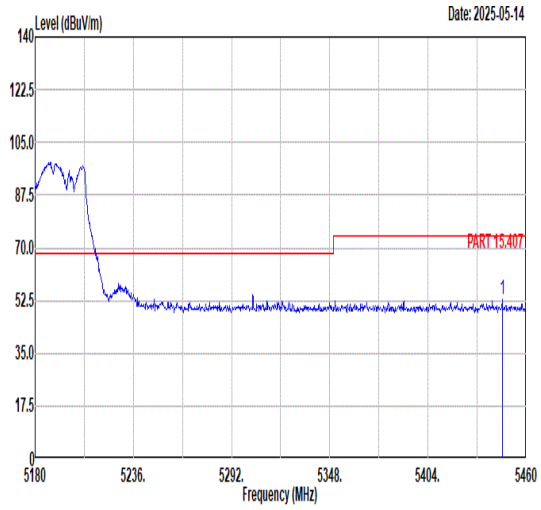 Freq Level Limit Line Margin Read Level Ant Factor Cable Loss Preamp Factor APos TPos Remark MHz dBuV/m dBuV/m dB dBuV dB/m dB dB cm deg 1 5446.28 52.90 74.00 -21.10 38.62 35.91 11.06 32.69 236 310 Peak	Blank
Avg	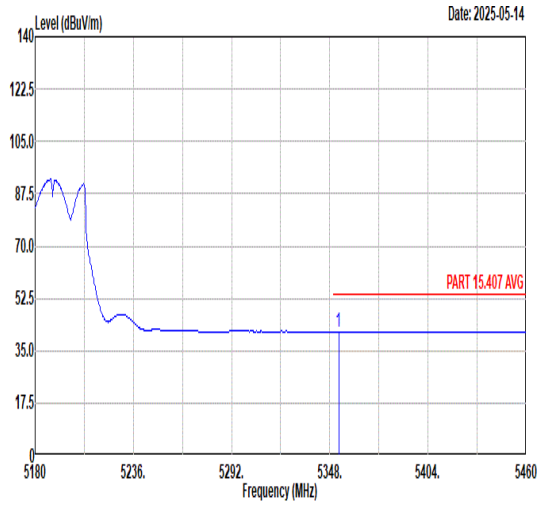 Freq Level Limit Line Margin Read Level Ant Factor Cable Loss Preamp Factor APos TPos Remark MHz dBuV/m dBuV/m dB dBuV dB/m dB dB cm deg 1 5353.04 41.39 54.00 -12.61 27.03 36.09 10.94 32.67 236 310 Average	Blank

Mode	7	
	Band Edge - L	
	U-NII-1_5.15-5.25_802.11n HT40_CH38_5190MHz	
ANT	CDD 7+6	
Pol.	Vertical	Fundamental
Peak	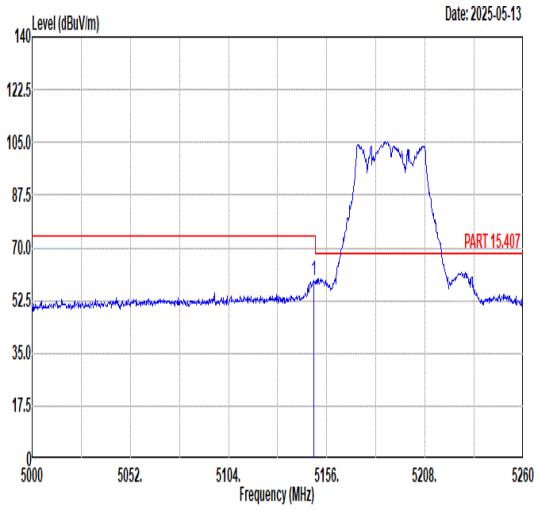 Freq Level Limit Line Margin Read Level Ant Factor Cable Loss Preamp Factor APos TPos Remark MHz dBuV/m dBuV/m dB dBuV dB/m dB dB cm deg 1 5148.98 59.03 74.00 -14.97 44.87 35.70 11.09 32.63 235 166 Peak	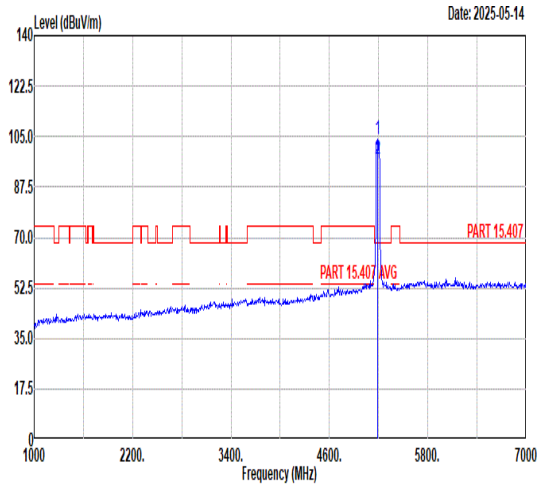 Freq Level Limit Line Margin Read Level Ant Factor Cable Loss Preamp Factor APos TPos Remark MHz dBuV/m dBuV/m dB dBuV dB/m dB dB cm deg 1 5190.00 104.03 ------ ------ 89.83 35.78 11.06 32.64 235 166 Peak 2 5190.00 97.47 ------ ------ 83.27 35.78 11.06 32.64 235 166 Average
Avg	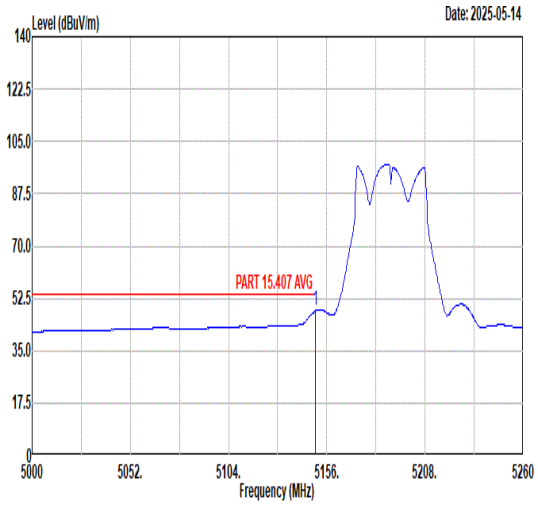 Freq Level Limit Line Margin Read Level Ant Factor Cable Loss Preamp Factor APos TPos Remark MHz dBuV/m dBuV/m dB dBuV dB/m dB dB cm deg 1 5149.99 48.40 54.00 -5.60 34.25 35.70 11.08 32.63 235 166 Average	Blank

Mode	7	
	Band Edge - R	
	U-NII-1_5.15-5.25_802.11n HT40_CH38_5190MHz	
ANT	CDD 7+6	
Pol.	Vertical	Fundamental
Peak	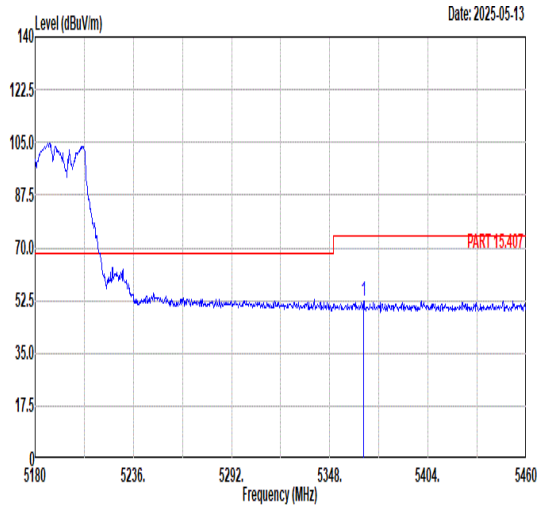 Limit Read Ant Cable Preamp APos TPos Freq Level Line Margin Level Factor Loss Factor Remark MHz dBuV/m dBuV/m dB dBuV dB/m dB dB cm deg 1 5367.32 52.29 74.00 -21.71 37.96 36.07 10.93 32.67 235 166 Peak	Blank
Avg	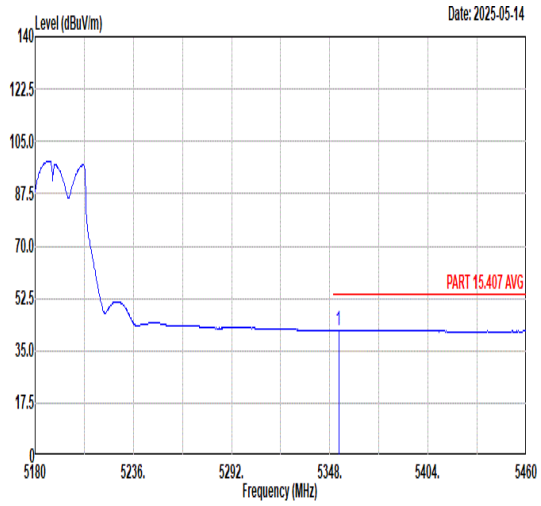 Limit Read Ant Cable Preamp APos TPos Freq Level Line Margin Level Factor Loss Factor Remark MHz dBuV/m dBuV/m dB dBuV dB/m dB dB cm deg 1 5353.04 41.80 54.00 -12.20 27.44 36.09 10.94 32.67 235 166 Average	Blank

Mode	7	
	Harmonic	
	U-NII-1_5.15-5.25_802.11n HT40_CH38_5190MHz	
ANT	CDD 7+6	
Pol.	Horizontal	Vertical
Peak Avg	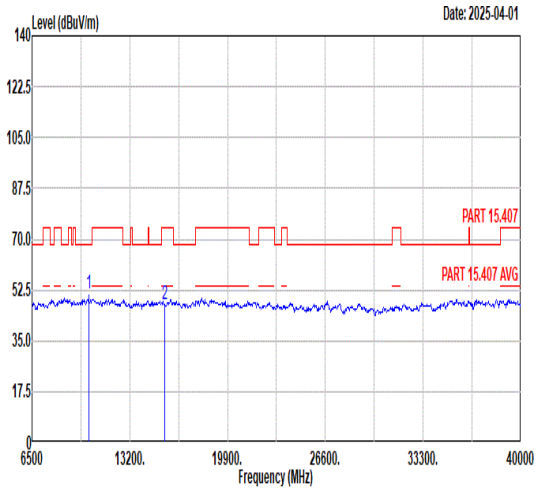 Freq Level Limit Line Margin Read Level Ant Factor Cable Loss Preamp Factor APos TPos Remark MHz dBuV/m dBuV/m dB dBuV dB/m dB dB cm deg 1 10380.00 51.30 68.30 -17.00 50.46 38.10 14.16 51.42 175 232 Peak 2 15570.00 47.58 74.00 -26.42 42.36 40.60 16.87 52.25 --- --- Peak	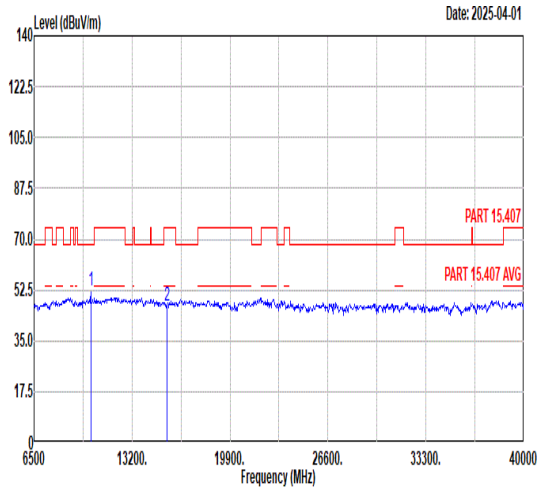 Freq Level Limit Line Margin Read Level Ant Factor Cable Loss Preamp Factor APos TPos Remark MHz dBuV/m dBuV/m dB dBuV dB/m dB dB cm deg 1 10380.00 52.50 68.30 -15.80 51.66 38.10 14.16 51.42 143 185 Peak 2 15570.00 47.08 74.00 -26.92 41.86 40.60 16.87 52.25 --- --- Peak

Mode	8	
	Band Edge - L	
	U-NII-1_5.15-5.25_802.11n HT40_CH46_5230MHz	
ANT	CDD 7+6	
Pol.	Horizontal	Fundamental
Peak	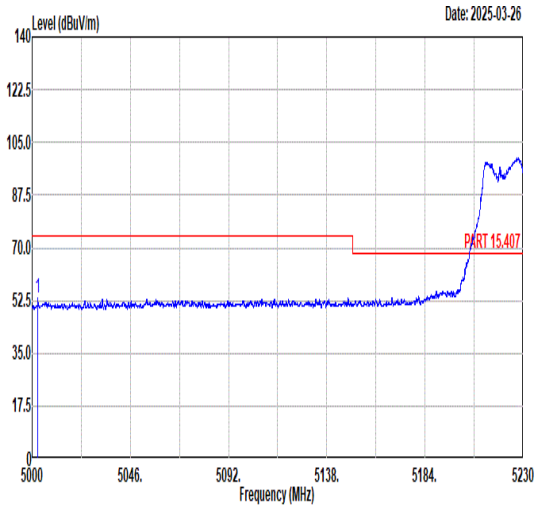 Freq Level Limit Line Margin (dB) Read Level Ant Factor Cable Loss Preamp Factor APos TPos Remark MHz dBuV/m dBuV/m dBuV dB/m dB dB cm deg 1 5002.65 53.27 74.00 -20.73 38.92 35.80 11.15 32.60 100 44 PEAK	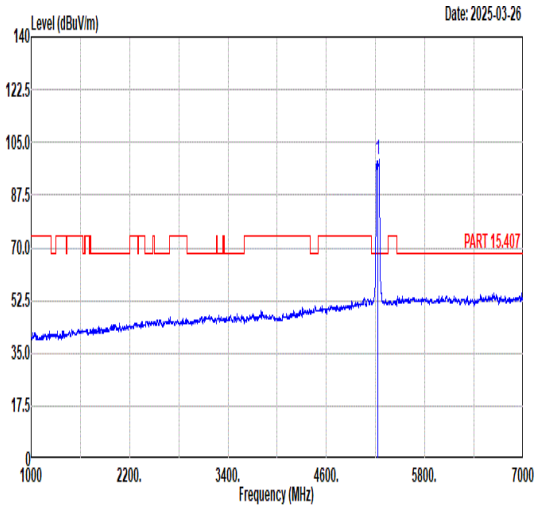 Freq Level Limit Line Margin (dB) Read Level Ant Factor Cable Loss Preamp Factor APos TPos Remark MHz dBuV/m dBuV/m dBuV dB/m dB dB cm deg 1 5230.00 99.50 ------ ------ 85.33 35.80 11.02 32.65 100 44 PEAK
Avg	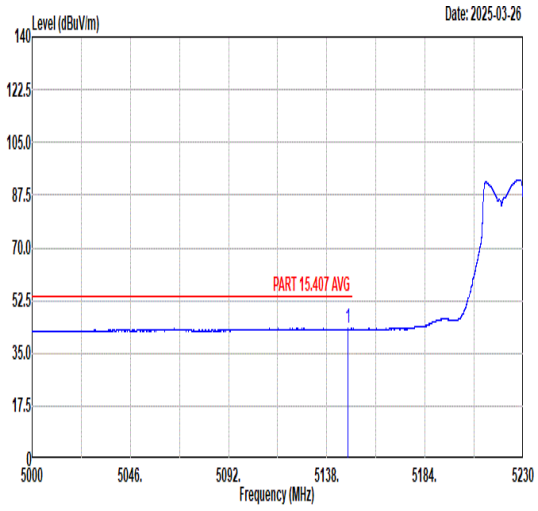 Freq Level Limit Line Margin (dB) Read Level Ant Factor Cable Loss Preamp Factor APos TPos Remark MHz dBuV/m dBuV/m dBuV dB/m dB dB cm deg 1 5147.80 43.19 54.00 -10.81 29.03 35.70 11.09 32.63 100 44 AVERAGE	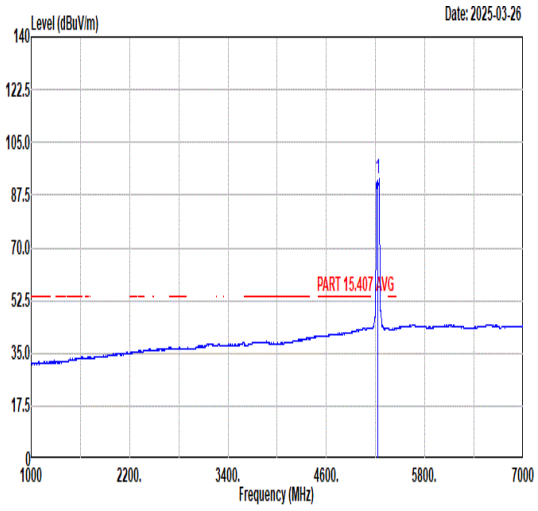 Freq Level Limit Line Margin (dB) Read Level Ant Factor Cable Loss Preamp Factor APos TPos Remark MHz dBuV/m dBuV/m dBuV dB/m dB dB cm deg 1 5230.00 92.99 ------ ------ 78.82 35.80 11.02 32.65 100 44 AVERAGE

Mode	8	
	Band Edge - R	
	U-NII-1_5.15-5.25_802.11n HT40_CH46_5230MHz	
ANT	CDD 7+6	
Pol.	Horizontal	Fundamental
Peak	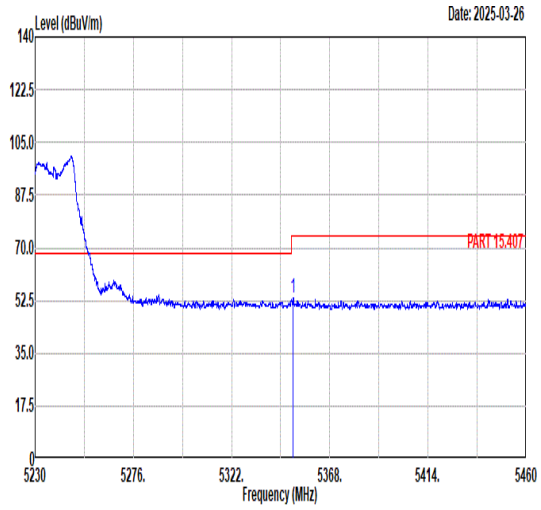 Freq Level Limit Line Margin (dB) Read Level Ant Factor Cable Loss Preamp Factor APos TPos Remark MHz dBuV/m dBuV/m dBuV dB/m dB dB cm deg 1 5350.89 53.35 74.00 -20.65 38.98 36.10 10.94 32.67 100 44 PEAK	Blank
Avg	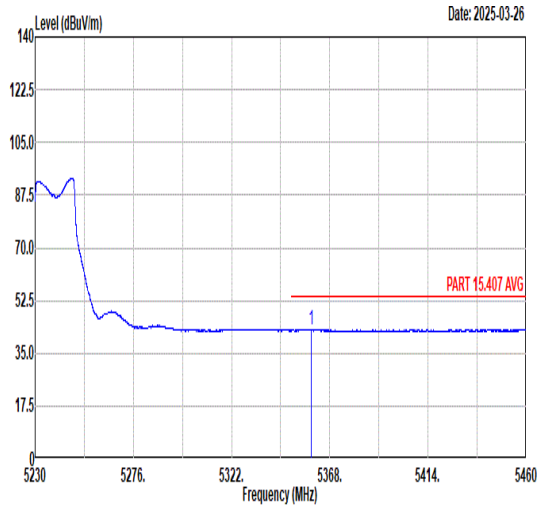 Freq Level Limit Line Margin (dB) Read Level Ant Factor Cable Loss Preamp Factor APos TPos Remark MHz dBuV/m dBuV/m dBuV dB/m dB dB cm deg 1 5359.15 42.93 54.00 -11.07 28.58 36.08 10.94 32.67 100 44 AVERAGE	Blank

Mode	8	
	Band Edge - L	
	U-NII-1_5.15-5.25_802.11n HT40_CH46_5230MHz	
ANT	CDD 7+6	
Pol.	Vertical	Fundamental
Peak	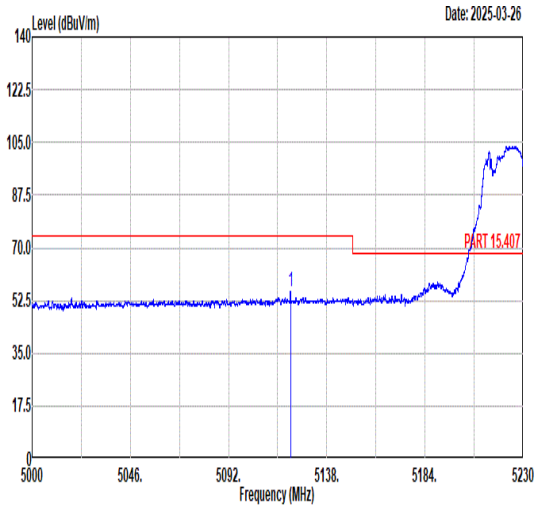 Freq Level Limit Line Margin (dB) Read Level Ant Factor Cable Loss Preamp Factor APos TPos Remark MHz dBuV/m dBuV/m dBuV dB/m dB dB cm deg 1 5121.10 55.51 74.00 -18.49 41.27 35.76 11.10 32.62 218 157 PEAK	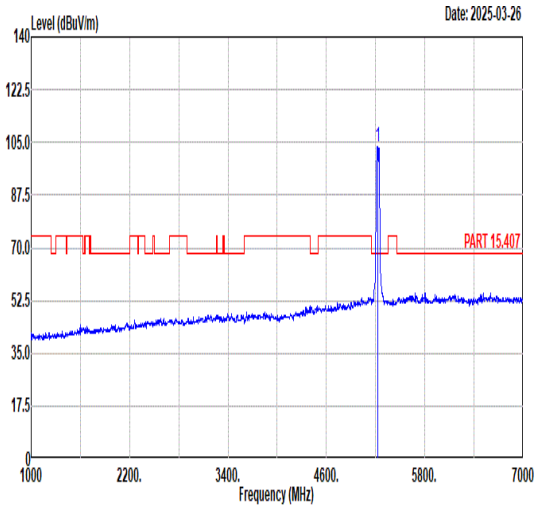 Freq Level Limit Line Margin (dB) Read Level Ant Factor Cable Loss Preamp Factor APos TPos Remark MHz dBuV/m dBuV/m dBuV dB/m dB dB cm deg 1 5230.00 103.50 ------ ------ 89.30 35.80 11.04 32.64 218 157 PEAK
Avg	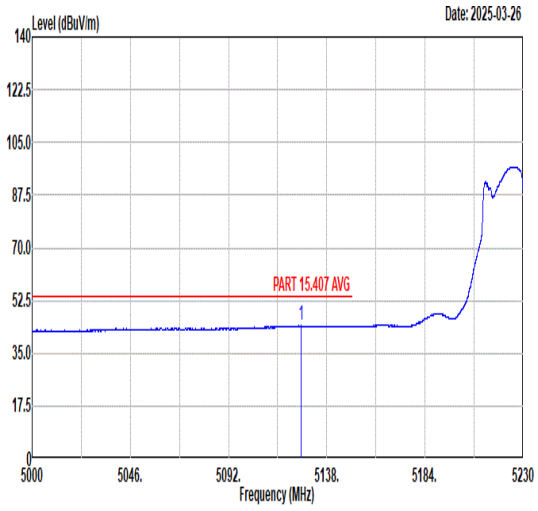 Freq Level Limit Line Margin (dB) Read Level Ant Factor Cable Loss Preamp Factor APos TPos Remark MHz dBuV/m dBuV/m dBuV dB/m dB dB cm deg 1 5125.93 44.18 54.00 -9.82 29.96 35.75 11.10 32.63 218 157 AVERAGE	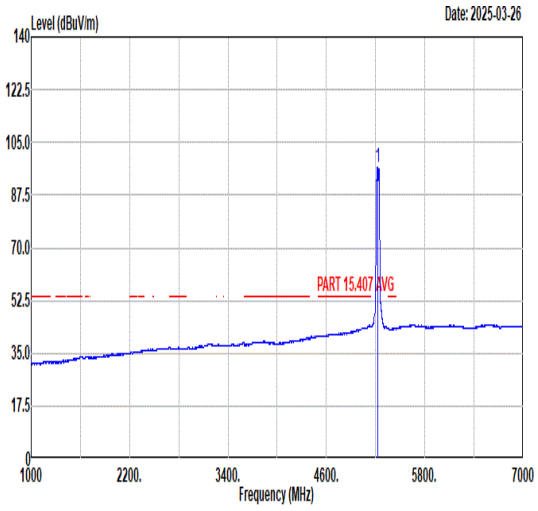 Freq Level Limit Line Margin (dB) Read Level Ant Factor Cable Loss Preamp Factor APos TPos Remark MHz dBuV/m dBuV/m dBuV dB/m dB dB cm deg 1 5230.00 96.58 ------ ------ 82.38 35.80 11.04 32.64 218 157 AVERAGE

Mode	8	
	Band Edge - R	
	U-NII-1_5.15-5.25_802.11n HT40_CH46_5230MHz	
ANT	CDD 7+6	
Pol.	Vertical	Fundamental
Peak	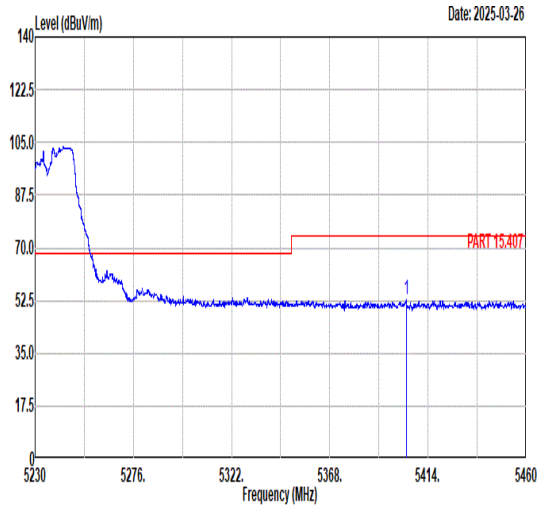 Freq Level Limit Line Margin (dB) Read Level Ant Factor Cable Loss Preamp Factor APos TPos Remark MHz dBuV/m dBuV/m dBuV dB/m dB dB cm deg 1 5403.77 52.85 74.00 -21.15 38.64 35.99 10.90 32.68 218 157 PEAK	Blank
Avg	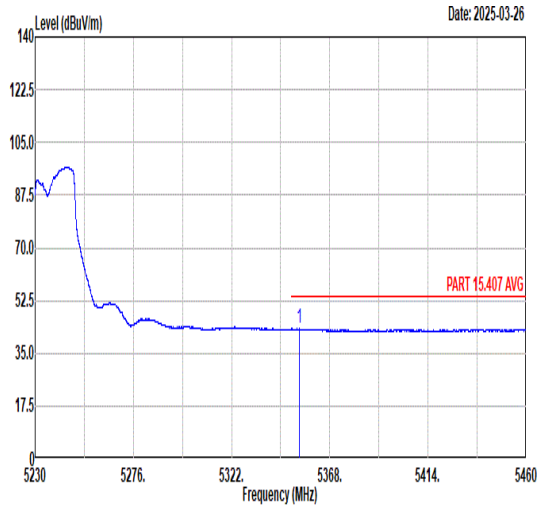 Freq Level Limit Line Margin (dB) Read Level Ant Factor Cable Loss Preamp Factor APos TPos Remark MHz dBuV/m dBuV/m dBuV dB/m dB dB cm deg 1 5353.63 43.16 54.00 -10.84 28.80 36.09 10.94 32.67 218 157 AVERAGE	Blank

Mode	9	
	Band Edge - L	
	U-NII-1_5.15-5.25_ 802.11ac VHT80_CH42_5210MHz	
ANT	CDD 7+6	
Pol.	Horizontal	Fundamental
Peak	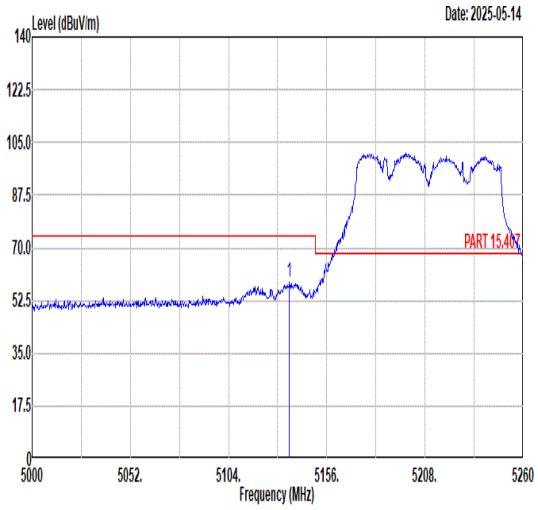 Freq Level Limit Line Margin Read Level Ant Factor Cable Loss Preamp Factor APos TPos Remark MHz dBuV/m dBuV/m dB dBuV dB/m dB dB cm deg 1 5136.24 58.61 74.00 -15.39 44.42 35.73 11.09 32.63 353 264 Peak	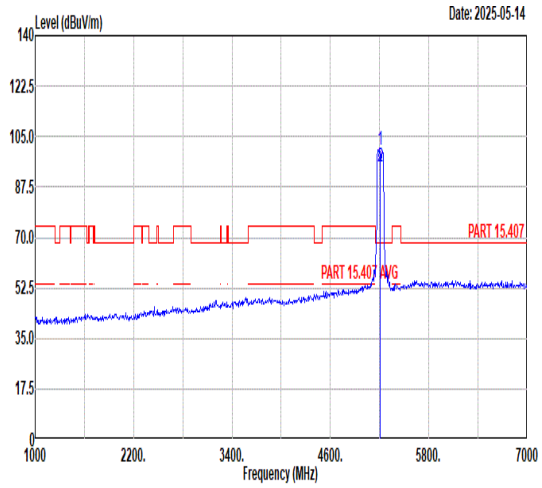 Freq Level Limit Line Margin Read Level Ant Factor Cable Loss Preamp Factor APos TPos Remark MHz dBuV/m dBuV/m dB dBuV dB/m dB dB cm deg 1 5210.00 100.61 ------ ------ 86.40 35.80 11.05 32.64 353 264 Peak 2 5210.00 94.34 ------ ------ 80.13 35.80 11.05 32.64 353 264 Average
Avg	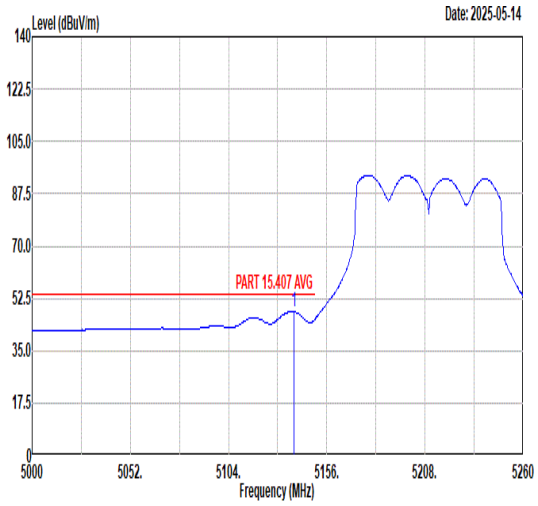 Freq Level Limit Line Margin Read Level Ant Factor Cable Loss Preamp Factor APos TPos Remark MHz dBuV/m dBuV/m dB dBuV dB/m dB dB cm deg 1 5138.58 48.14 54.00 -5.86 33.96 35.72 11.09 32.63 353 264 Average	Blank

Mode	9	
	Band Edge - R	
	U-NII-1_5.15-5.25_ 802.11ac VHT80_CH42_5210MHz	
ANT	CDD 7+6	
Pol.	Horizontal	Fundamental
Peak	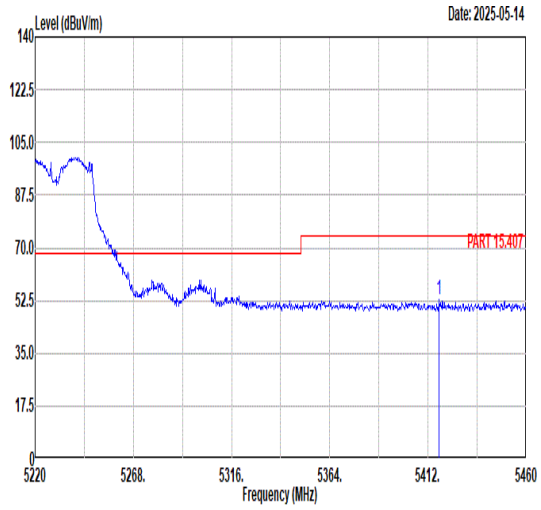 Limit Read Ant Cable Preamp APos TPos Freq Level Line Margin Level Factor Loss Factor Remark MHz dBuV/m dBuV/m dB dBuV dB/m dB dB cm deg 1 5417.52 52.69 74.00 -21.31 38.47 35.96 10.94 32.68 353 264 Peak	Blank
Avg	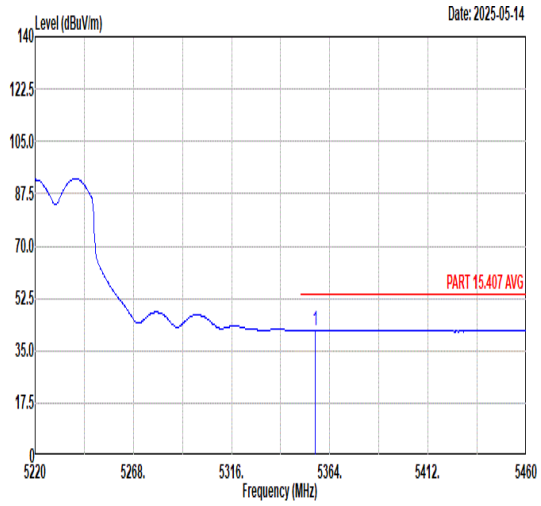 Limit Read Ant Cable Preamp APos TPos Freq Level Line Margin Level Factor Loss Factor Remark MHz dBuV/m dBuV/m dB dBuV dB/m dB dB cm deg 1 5357.04 41.97 54.00 -12.03 27.61 36.09 10.94 32.67 353 264 Average	Blank

Mode	9	
	Band Edge - L	
	U-NII-1_5.15-5.25_ 802.11ac VHT80_CH42_5210MHz	
ANT	CDD 7+6	
Pol.	Vertical	Fundamental
Peak	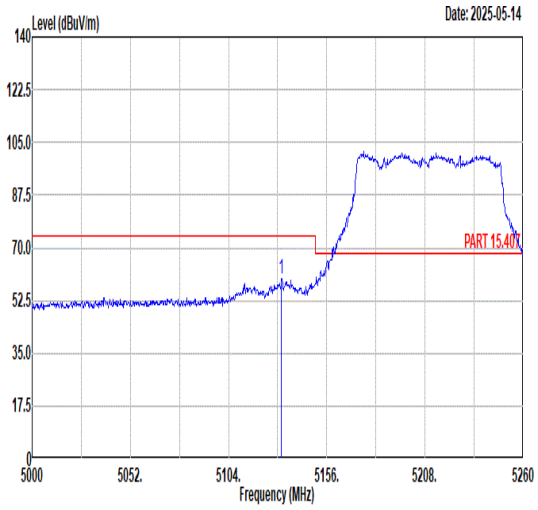 Freq Level Limit Line Margin Read Level Ant Factor Cable Loss Preamp Factor APos TPos Remark MHz dBuV/m dBuV/m dB dBuV dB/m dB dB cm deg 1 5132.08 59.83 74.00 -14.17 45.62 35.74 11.10 32.63 220 329 Peak	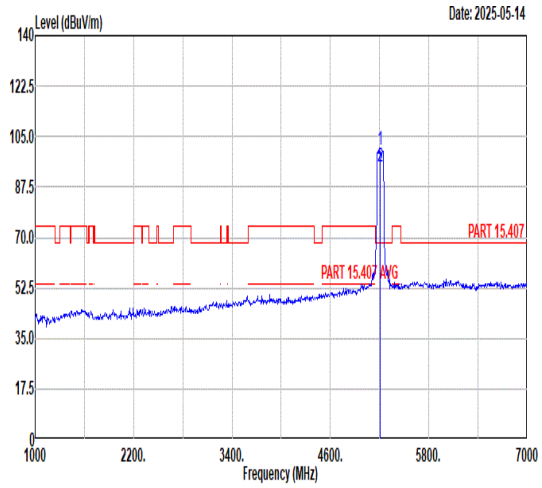 Freq Level Limit Line Margin Read Level Ant Factor Cable Loss Preamp Factor APos TPos Remark MHz dBuV/m dBuV/m dB dBuV dB/m dB dB cm deg 1 5210.00 100.35 ------ ------ 86.14 35.80 11.05 32.64 220 329 Peak 2 5210.00 94.32 ------ ------ 80.11 35.80 11.05 32.64 220 329 Average
Avg	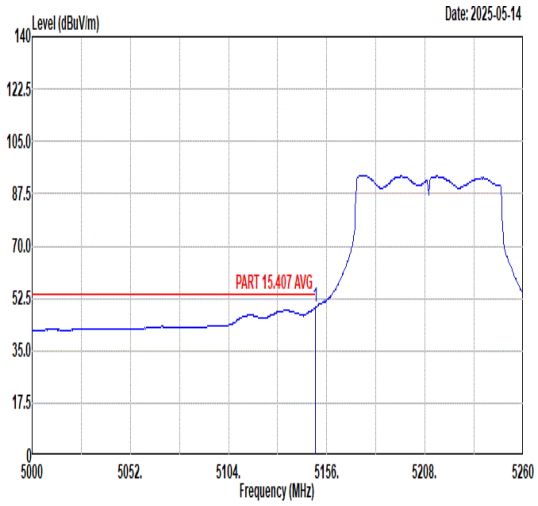 Freq Level Limit Line Margin Read Level Ant Factor Cable Loss Preamp Factor APos TPos Remark MHz dBuV/m dBuV/m dB dBuV dB/m dB dB cm deg 1 5149.90 49.46 54.00 -4.54 35.30 35.70 11.09 32.63 220 329 Average	Blank