

FCC ID: WYPH500B IC: 8090A-H500B

Test Setup Photos


1. Conducted emission main's port front view




2. Conducted emission main's port side view




3. Radiated emission (9KHz-30MHz)



4. Radiated emission (30MHz-1GHz)



5. Radiated emission (above 1GHz)



6. RF measurement setup



(WIFI 2.4G)