

GLOBAL TESTING & CERTIFICATION CENTRE LTD.

FCC TEST REPORT

Application No.: 08112560

Rm09, 5/F Wah wai Ind Ctr, 38-40 Au Pui Wan Street, Fotan Shatin, N.T., Hong Kong
Tel: [852] 23200326 **Fax:** [852] 23206287

TABLE OF CONTENTS

Cover Sheet	-----	p.1
Table of Contents	-----	p.2
General Details	-----	p.3 ~ p.4
Summary of Test Results	-----	p.5
Interference Radiation Test (Data Sheet)	-----	p.6 ~ p.7
Interference Voltage Test (Data Sheet)	-----	p.8 ~ p.9
List of Measurement Equipment	-----	p.10
Test Sample (Photos)	-----	p.11 ~ p.14

REPORT NO.: 08112560

DATE: 12 December, 2008

APPLICANT: DMD Holdings Ltd
ADDRESS: Shop 4 G/F., Wah Wai Industrial Centre,
38-40 Au Pui Wan Street, Fo Tan, N.T.

DATE OF RECEIVED: 17 November, 2008
DATE OF TESTING: 17 November, 2008 to 12 December, 2008

DESCRIPTION OF SAMPLE:


Product: DAISY
Brand Name: GIMA
Additional Brand VIA, DMD, QVISION, TnB
Name(S):
Model No.: IMA228
Additional Model No.(S): IMA228-1, IMA228-2, IMA228-3, IMA228-4, IMA228-5, IMA228-6,
IMA228-7, IMA228-8, IMA228-9, IMA238-1, IMA238-2, IMA238-3,
IMA238-4, IMA238-5, IMA238-6, IMA238-7, IMA238-8, IMA238-9, REF228-1, REF228-2, REF228-3, REF228-4, REF228-5, REF228-6,
REF228-7, REF228-8, REF228-9
Input Voltage: Powered by USB

FCC Grantee Code: WY3IMA288GIMAI

INVESTIGATION REQUESTED: Measurements to the relevant clauses of F.C.C. Rules and Regulations Part 15 Subpart B - Unintentional Radiators. The results obtained are to compare with the Class B Digital Device limit

TEST RESULTS: See attached sheets

CONCLUSIONS: The submitted product COMPLIED with the requirements of Federal Communications Commission [FCC] Rules and Regulations Part 15. The tests were performed in accordance with the standards described above and on page 5 in this Test report.


CS Lin, EMC
for Chief Executive

REPORT NO.: 08112560

DATE: 12 December, 2008

General Details

Test Laboratory

Global Testing & Certification Centre Ltd.
EMC Laboratory
Rm09,5/F Wah Wai Ind. Ctr.,
38-40 Au Pui Wan Street,
Fotan Shatin, N.T., Hong Kong

Telephone: 852 2320 0326
Fax: 852 2320 6287

Applicant Details

Applicant

DMD Holdings Ltd
Shop 4 G/F., Wah Wai Industrial Centre,
38-40 Au Pui Wan Street, Fo Tan, N.T.

Manufacturer

DMD Holdings Ltd
Shop 4 G/F., Wah Wai Industrial Centre,
38-40 Au Pui Wan Street, Fo Tan, N.T.

REPORT NO.: 08112560

DATE: 12 December, 2008

Technical Details

Investigations Requested

Perform ElectroMagnetic Interference measurement in accordance with FCC 47CFR [Codes of Federal Regulations] Part 15 and ANSI C63.4:2003 for FCC Verification.

Test Standards and Results Summary Tables

EMISSION Results Summary					
Test Condition	Test Requirement	Test Method	Test Result		
			Pass	Failed	N/A
Radiated Emissions, 30MHz to 1GHz	FCC 47CFR 15.109 (Class B)	ANSI C63.4:2003	<input checked="" type="checkbox"/>	<input type="checkbox"/>	<input type="checkbox"/>
Conducted Emissions on AC, 0.15MHz to 30MHz	FCC 47CFR 15.107 (Class B)	ANSI C63.4:2003	<input checked="" type="checkbox"/>	<input type="checkbox"/>	<input type="checkbox"/>

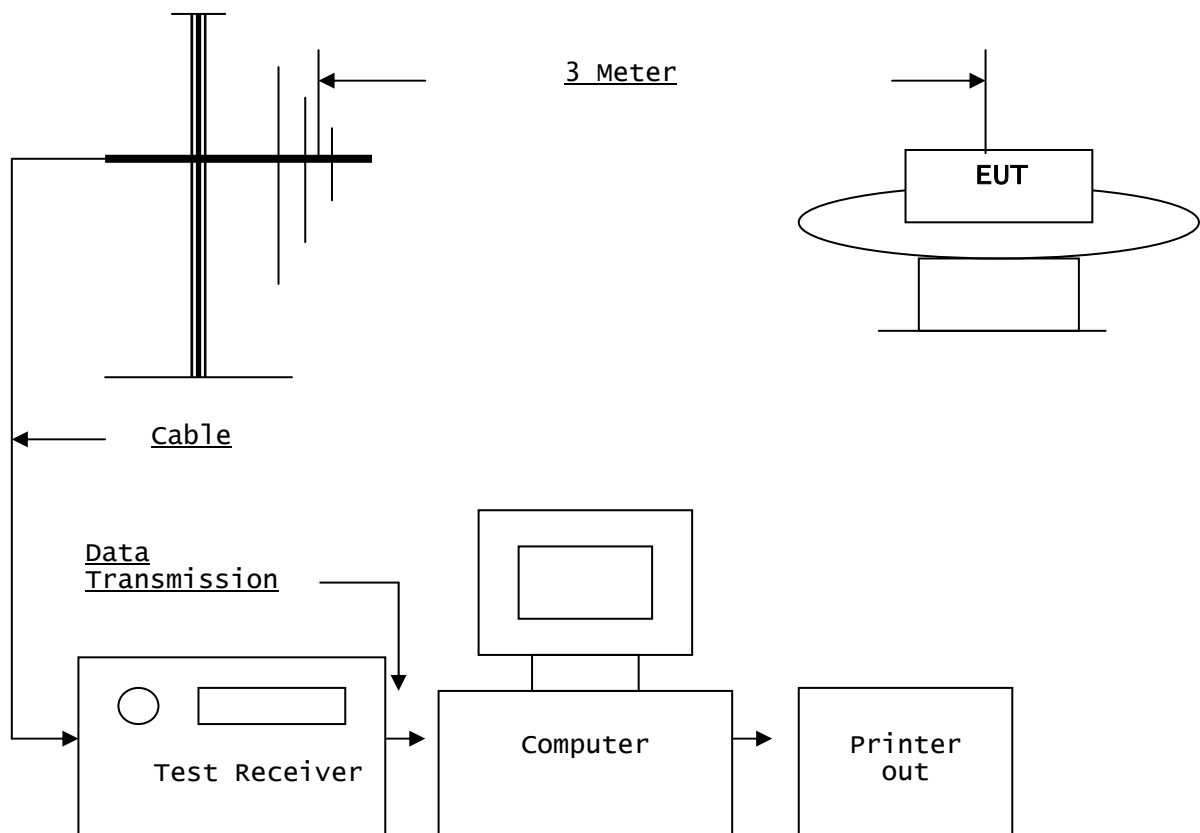
Note: N/A – Not Applicable

Equipment Class: Class B

Test Results

Radiation Emission

Radiation Emission Measurement (30MHz to 1GHz) Setup diagram:



Test Method:

The sample was placed 0.8m above the ground plane on the OATS*. Measurements in both horizontal and vertical polarities were performed. During the test, each emission was maximized by: having the EUT continuously working, investigated all operating modes, rotated about all 3 axis (X,Y & Z) and considered typical configuration to obtain worst position, manipulating interconnecting cables, rotating turntable, varying antenna height from 1m to 4m in both horizontal and vertical polarizations. The emissions worst-case are shown in Test Results of the following pages.

*. OATS [Open Area Test Site] located at GTC with a metal ground plane filed with the FCC pursuant to section 2.948 of the FCC rules. With Registration Number:493655

REPORT NO.: 08112560

DATE: 12 December, 2008

Radiation Emissions Measurement

Appl. : DMD Holdings Ltd
Model: IMA228
Operation: DAISY

Result: OK

Test Requirement: FCC 47CFR 15.109
Test Method: ANSI C63.4:2003
Test Date: 2008-05-26

Level: Class B

Limits for Radiated Emissions [FCC 47 CFR 15.109 Class B]:

Frequency Range [MHz]	Quasi-Peak Limits [μV/m]
30-88	100
88-216	150
216-960	200
Above 960	500

The emission limits shown in the above table are based on measurement employing a CISPR quasi-peak detector and above 1000MHz are based on measurements employing an average detector.

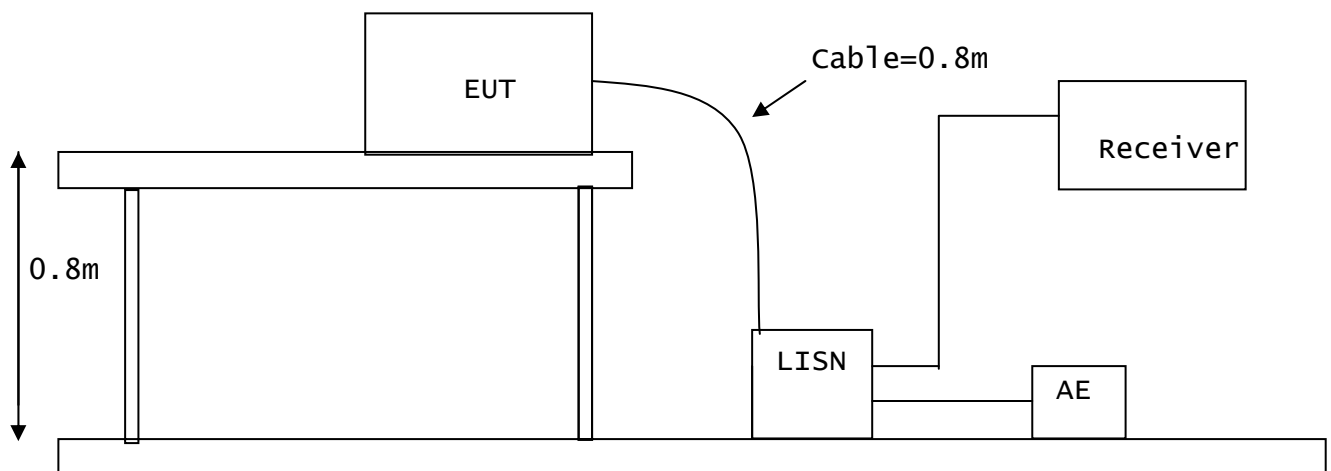
Radiated Emissions Quasi-Peak

Osc Freq (MHz)	Measured Level@3m dBμV/m	Limit@3m dBμV/m	E-Field Polarity	Measured Level@3m μV/m	Limit@3m μV/m
36.0	36.5	40.0	Horizontal	31.1	100
48.0	37.7	40.0	Horizontal	33.6	100
139.5	35.6	40.0	Horizontal	42.9	150

Test Results

Conducted Emission

Conducted Emission Measurement on AC (0.15MHz to 30MHz) Setup diagram:



Test Method:

The test was performed in accordance with ANSI C63.4:2003, with the following: initial measurements were performed in peak and average detection modes on the live line. Any emissions recorded within 25dB of the relevant limit lines were re-measured using quasi-peak and average detection on the live and neutral lines with the worst case recorded in the table of results.

Conducted Emission Measurement

App'l. : DMD Holdings Ltd
 Model: IMA228
 Operation: DAISY

Result: OK

Test Requirement: FCC 47CFR 15.107
 Test Method: ANSI C63.4:2003
 Test Date: 2008-08-26

Level: Class B

Limits for Conducted Emissions:

Frequency Range [MHz]	Quasi-Peak Limits [dB μ V]	Average [dB μ V]
0.15-0.5	66 to 56*	56 to 46*
0.5-5.0	56	46
5.0-30.0	60	50

*Decreases with the logarithm of the frequency.

Please refer to the following table for individual results.

Final Measurement Results:

Frequency (MHz)	Quasi-Peak		Average		Conductor (Live / Neutral)
	Level (dB μ V)	Limit (dB μ V)	Level (dB μ V)	Limit (dB μ V)	
0.15	54.0	66.0	51.0	56.0	Live
0.53	34.0	59.5	31.0	49.5	
1.31	34.0	56.0	31.0	46.0	
3.28	35.0	56.0	32.0	46.0	
6.25	33.0	56.0	30.0	46.0	
24.56	31.0	56.0	28.0	46.0	
30.00	< 28.0	56.0	> 25.0	46.0	
0.15	55.0	66.0	52.0	56.0	Neutral
0.53	33.0	59.5	30.0	49.5	
1.31	34.0	56.0	31.0	46.0	
3.28	35.0	56.0	32.0	46.0	
6.25	32.0	56.0	29.0	46.0	
24.56	33.0	56.0	30.0	46.0	
30.00	< 28.0	56.0	> 25.0	46.0	

Remarks:
 Calculated measurement uncertainty: ± 3.2 dB

REPORT NO.: 08112560

DATE: 12 December, 2008

LIST OF MEASUREMENT EQUIPMENT

Equi. No.	Equipment	Manufacturer	Model No.	Serial No.	Calibration Date	Due Date
E005	EMI Test Receiver	Rohde & Schwarz	ESVP	893417/019	21 Sep 2008	20 Sep 2009
E003	Spectrum Analyzer With Q/P	Tektronix	2712	B034039	21 Sep 2008	20 Sep 2009
E004	RF Preselector	Tektronix	2706	B010649	21 Sep 2008	20 Sep 2009
E057	EMI Test Receiver	Rohde & Schwarz	ESVP	863112/007	17 Aug 2008	16 Aug 2009
E084	Spectrum Analyzer	Hewlett Packard	HP 8568B	3001A04930	07 Jul 2008	06 Jul 2009
E085	Displayer of Spectrum Analyzer	Hewlett Packard	HP 85662A	2033A01841	07 Sep 2008	06 Sep 2009
E086	Quasi-Peak Adaptor	Hewlett Packard	HP 85650A	2527A00785	07 Sep 2008	06 Sep 2009
E090	RF Signal Generator	Rohde & Schwarz	SMX	832566/005	04 Mar 2008	03 Mar 2009
E001	Antenna System	Schwarzbeck	D-6917	UHALP9107	04 Mar 2008	03 Mar 2009
E002	Antenna System	Schwarzbeck	VHA9103	VHA91031253	04 Mar 2008	03 Mar 2009
E008	LISN	EMCO	3825/2	1115	20 Sep 2008	19 Sep 2009
E115	Limiter 50 Ohm DC~1800MHZ	Hewlett Packard	11867A	-----	04 Mar 2008	03 Mar 2009
E100	Turntable	Chioce way	TB1200	51112	-----	-----
E006	RF Signal Generator	Fluke	6060A	3880007	04 Mar 2008	03 Mar 2009
E092	Antenna Tripole	IT&T	UH800100	A05011	04 Mar 2008	03 Mar 2009
E098	Pre-Amplifier	Hewlett Packard	8447D	2944A09089	04 Mar 2008	03 Mar 2009
E099	Antenna Mast	Schwarzbeck	AM9014	-----	-----	-----
E116	Digital TV Signal Generator	Shibasoku	DS13C3	3000031116	01 Jan 2008	01 Jan 2009

APPENDIX B**ANCILLARY EQUIPMENT**

Item No.	Description	Model No.	Remark
1	IBM Computer	2173-43C	N/A
2	SONY Monitor	15SF	RESOLUTION: 1024x768 1.4M UNSHIELDED POWER CORD CONNECTED TO THE COMPUTER 3M SHIELDED CABLE CONNECTED TO THE COMPUTER
3	IBM Keyboard	PSKB2173	1.8M SHIELDED COILED CABLE CONNECTED TO THE COMPUTER
4	Mouse	M31USB	2M UNSHIELDED CABLE CONNECTED TO THE COMPUTER
5	PARALLEL PRINTER	LASER JET 4 PLUS	1.4M UNSHIELDED POWER CORD 2M SHIELDED CABLE CONNECT TO THE COMPUTER
6	Notebook Computer	3220	N/A

Photos of EUT



Front view of the product



Product's accessories

Photos of EUT



Front view of the product



Product's accessories

REPORT NO.: 08112560

DATE: 12 December, 2008



End of Document