


Notebook

(M/N: SZ900/SZ901)


Description: Front View of Conducted Emission Test Setup



Description: Back View of Conducted Emission Test Setup




Description: Front View of Radiated Emission Test Setup Below 1GHz




Description: Back View of Radiated Emission Test Setup Above 1GHz




Description: GSM850 ERP Test Setup




Description: Substitution Antenna for GSM850 ERP Test




Description: Substitution Antenna for GSM850 ERP Test




Description: Substitution Antenna for PCS1900 EIRP Test




Description: Radiated Spurious Emission Test Setup for Below 1 GHz




Description: Substitution Antenna Test Setup for Below 1 GHz



Description: Radiated Spurious Emission Test Setup for Above 1 GHz



Description: Substitution Antenna Test Setup for Above 1 GHz



Appendix C. Test Setup Photographs & EUT Photographs

Test Setup Photographs

Bottom-3G



Bottom-WLAN



Note: The positions used in the measurements were according to IEEE 1528-2003.