

Contents

PREFACE

Trademarks

FCC Compliance

Copyright Statement

ID-B100

Introduction

Features

Hardware

LED Indicators

Data Connections

Antennas

Orientation

Environmental Limits

CUSTOMER SERVICE

airPointe Customer Support

Trademarks

airPointe of New Hampshire and the airPointe of New Hampshire logo are trademarks of airPointe of New Hampshire. All other product names are copyright and registered trademarks or trade names of their respective owners.

Information in this document is provided solely to enable system and software implementers to use the airPointe of New Hampshire system. There are no express or implied copyright licenses granted hereunder to design or fabricate any integrated circuits or integrated circuits based on the information in this document.

airPointe of New Hampshire reserves the right to make changes without further notice to any products herein. airPointe of New Hampshire makes no warranty, representation or guarantee regarding the suitability of its products for any particular purpose, nor does airPointe of New Hampshire assume any liability arising out of the application or use of any product, and specifically disclaims any and all liability, including without limitation consequential or incidental damages.

The user of this system is cautioned that any changes or modifications to this system, not expressly approved by airPointe of New Hampshire could void the warranty.

FCC COMPLIANCE

This equipment has been tested and found to comply with the limits for a Class B digital device, pursuant to Part 15 of the FCC Rules. These limits are designed to provide reasonable protection against harmful interference in a residential installation. This equipment generates, uses and can radiate radio frequency energy and, if not installed and used in accordance with the instructions, may cause harmful interference to radio communications. However, there is no guarantee that interference will not occur in a particular installation. If this equipment does cause harmful interference to radio or television reception, which can be determined by turning the equipment off and on, the user is encouraged to try to correct the interference by one of the following measures:

--Reorient or relocate the receiving antenna.

--Increase the separation between the equipment and receiver.

--Connect the equipment into an outlet on a circuit different from that which the receiver is connected.

--Consult the dealer or an experienced radio/TV technician for help.

--Changes or modifications not expressly approved by airPointe of New Hampshire could void the user's authority to operate the equipment

“This device complies with Part 15 of the FCC Rules. Operation is subject to the following two conditions: (1) this device may not cause harmful interference, and (2) this device must accept any interference received, including interference that may cause undesired operation.”

COPYRIGHT STATEMENT

Copyright © 2009 airPointe of New Hampshire. All Rights Reserved.

This document, as well as the hardware and firmware described therein, are furnished under license and may only be used or copied in accordance with the terms of such license. The information in these pages are furnished for informational use only, are subject to change without notice, and should not be construed as a commitment by airPointe of New Hampshire, airPointe of New Hampshire assumes no responsibility or liability for any errors or inaccuracies that may appear in these pages.

Every effort has been made to supply complete and accurate information. However, airPointe of New Hampshire assumes no responsibility for its use, or for any infringements of patents or other rights of third parties, which would result.

airPointe of New Hampshire
35E Industrial Way
Suite 101
Rochester, NH 03867

INTRODUCTION

airPointe delivers software and hardware solutions that enable healthcare organizations to streamline operations, improve quality-of-care, reduce costs and generate additional revenue.

airPointe develops an innovative next generation Intelligent Real-Time Location System (i-RTLS) which can gather data on high-value assets within an organization, including medical equipment, clinical staff, patients and visitors. An active tag is placed on an item or person that requires monitoring. The battery powered active tags can transmit and receive information throughout a secure wireless router network.


Information, or data, that is intelligently and automatically collected from each tag will identify the asset type, the location, movement timestamp and other desired device attributes. This data allows items to be easily located anywhere within the wireless network, as well as their proximity relationship to each other.

FEATURES


- 300MHz RF operation
- Ultra-lightweight bracelet construction
- Easy installation on wrist, adhesively secured
- Scan-able ID barcode for database entry
- Automatically connects to i-RTLS on power-up
- Two week battery life

USER INSTRUCTIONS


- 1) Scan barcode or enter unique ID into i-RTLS from pull tab.



- 2) Pull activation tag to enable bracelet operation



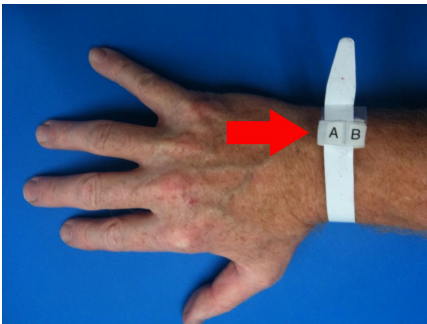
- 3) Remove adhesive cover strip on Tabs A and B



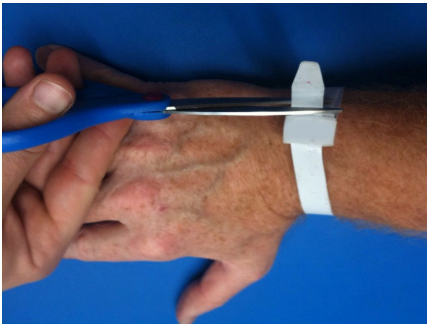
- 4) Place bracelet around patient wrist



- 5) Fold over tabs A and B



- 6) Cut off excess strap



- 7) ID-B100 is now operational and patient ready to be monitored by i-RTLS



SPECIFICATIONS**Dimensions**

11in x 1in (l x w)

Operating Frequency

300-321MHz, 336-347MHz

Operating Range

Up to 50ft. from <Router>

Operating Life

2 Weeks

ENVIRONMENTAL LIMITS

Humidity: ID-B100 Bracelets are water resistant but are not waterproof

Temperature: 0° C to 70°C



If device is exposed to temperatures or humidity levels outside of the parameters above, it may cause the device to not function properly.

CUSTOMER SERVICE**AIRPOINTE CUSTOMER SUPPORT**

airPointe gives the ability to intended parties to contact airPointe directly if any problems should arise.

-Customer Support



USER MANUAL

Via Phone: 603.994.2200

Via Email: support@airpointe.com

Via the Web: www.airpointe.com/support