

SAR Test Setup




Picture 1: Back Side, the distance from EUT to the bottom of the Phantom is 0mm




Picture 2: Back Side 2, the distance from EUT to the bottom of the Phantom is 0mm




Picture 3: Front Side, the distance from EUT to the bottom of the Phantom is 0mm




Picture 4: Left Edge, the distance from EUT to the bottom of the Phantom is 0mm



Picture 5: Right Edge, the distance from EUT to the bottom of the Phantom is 0mm



Picture 6: Top Edge, the distance from EUT to the bottom of the Phantom is 0mm



Picture 7: Bottom Edge, the distance from EUT to the bottom of the Phantom is 0mm