

FCC PART 18

EMI MEASUREMENT AND TEST REPORT

for

Homelite Limited

Building 1, No 319, Jiugan Rd, Sijing Town, Songjiang District, Shanghai

FCC ID: WSUHLT1201

Jan 30, 2012


Product Name:	Fluorescent Lamp
Model No:	HFT3S09W; HFT3S13W; HFT3S18W; HFT3S23W; HLT3GU09W; HLT3GU13W; HLT3GU20W; HLT3GU18W; HLT9C22W; HLT3C07W; HLT3A1319W
Test Engineer:	David Zhang <i>David Zhang</i>
Report No.:	BTR66.180.10.315.05
Sample Received Date:	Dec 17, 2011
Test Performed Date:	Jan 15, 2012 to Jan 17, 2012
Reviewed By:	Steven Hsu <i>Steven Hsu</i>
Prepared By:	BEST Test Service Shenzhen Co., Ltd. 1st Floor, 1st Building, Weitai Industrial Park, Yingrenshi, Shiyan, Baoan, Shenzhen, China TEL: +86-755-28236006 FAX: +86-755-23467087-811 Email: certification@bestcert.cn



Note: The test report only allows to be revised within the retention period unless further standard or the requirement was noticed. This report is for the exclusive use of BEST's Client and is provided pursuant to the agreement between BEST and its Client. BEST's responsibility and Liability are limited to the terms and conditions of the agreement. BEST assumes no liability to any party, other than to the Client in accordance with the agreement, for any loss, expense or damage occasioned by the use of this report. Only the Client is authorized to permit copying or distribution of this report and then only in its entirety. Any use of the BEST name or one of its marks for the sale or advertisement of the tested material, product or service must first be approved in writing by BEST. The observations and test results in this report are relevant only to the sample tested. This report by itself does not that the material, product, of service is or has ever been under an BEST certification program. National Voluntary Laboratory Accreditation Program (NVLAP) has accredited this laboratory under ISO17025: 2005 for specific laboratory activities as listed in the NVLAP directory of accredited laboratories. The results shown in this report were determined by this laboratory in accordance with its terms of accreditation.

TABLE OF CONTENTS

GENERAL INFORMATION	3
PRODUCT DESCRIPTION FOR EQUIPMENT UNDER TEST (EUT)	3
OBJECTIVE	3
RELATED SUBMITTAL(S)/GRANT(S).....	3
TEST METHODOLOGY	3
TEST FACILITY.....	3
SYSTEM TEST CONFIGURATION.....	4
JUSTIFICATION.....	4
SCHEMATICS / BLOCK DIAGRAM.....	4
EQUIPMENT MODIFICATIONS	4
CONFIGURATION OF TEST SYSTEM.....	4
TEST SETUP BLOCK DIAGRAM.....	4
CONDUCTED EMISSIONS TEST DATA.....	5
APPLICABLE STANDARD.....	5
MEASUREMENT UNCERTAINTY	5
EUT SETUP.....	5
TEST EQUIPMENTS.....	6
TEST PROCEDURE	6
SUMMARY OF TEST RESULTS.....	6
CONDUCTED EMISSIONS TEST DATA AND PLOTS.....	7

The logo for BEST (Best Equipment Test System) is displayed. It features the word "BEST" in a large, bold, white, sans-serif font. The text is centered within a light blue rounded rectangular background that has a subtle gradient and a slight drop shadow, giving it a three-dimensional appearance.

GENERAL INFORMATION

Product Description for Equipment under Test (EUT)

The Homelite Limited's model HFT3S09W; HFT3S13W; HFT3S18W; HFT3S23W; □HLT3GU09W; HLT3GU13W; HLT3GU20W; HLT3GU18W; □HLT9C22W; HLT3C07W; HLT3A1319W or the "EUT" as referred to in this report is Fluorescent Lamp, rated input voltage: AC 120V/60Hz, operation frequency between 40 KHz to 60 KHz.

Model	HFT3S09W	Electrical Power	9W
Model	HFT3S13W	Electrical Power	13W
Model	HFT3S18W	Electrical Power	18W
Model	HFT3S23W	Electrical Power	23W
Model	HLT3GU09W	Electrical Power	9W
Model	HLT3GU13W	Electrical Power	13W
Model	HLT3GU20W	Electrical Power	20W
Model	HLT3GU18W	Electrical Power	18W
Model	HLT9C22W	Electrical Power	22W
Model	HLT3C07W	Electrical Power	7W
Model	HLT3A1319W	Electrical Power	19W

The test data was only good for the test sample. It may have deviation for other test sample.

Objective

The following test report is prepared on behalf of Homelite Limited. in accordance with Part 2, Subpart J, and Part 18, Subparts A, B, and C of the Federal Communication Commissions rules and regulations.

The objective of the manufacturer is to demonstrate compliance with FCC Part 18 limit requirements for Industrial, Scientific, and Medical Equipment.

Related Submittal(s)/Grant(s)

No Related Submittals.

Test Methodology

All measurements contained in this report were conducted with OST MP-5 (1986) , FCC Method of measurements of radio noise emission from Industrial, Scientific and Medical equipments.

Test Facility

All measurement facilities used to collect the data are located at Huatongwei Building, Keji Rd, 12 S, high-Tech Park, Nanshan District, Shenzhen, China.

The sites are constructed in conformance with the requirements of ANSI C63.7/634 and CISPR 22, The site was accredited by FCC (662850), A2LA (2243.01) and CNAL (L1225)

SYSTEM TEST CONFIGURATION

Justification

The EUT was tested under normal mode as used by a common (typical) user.

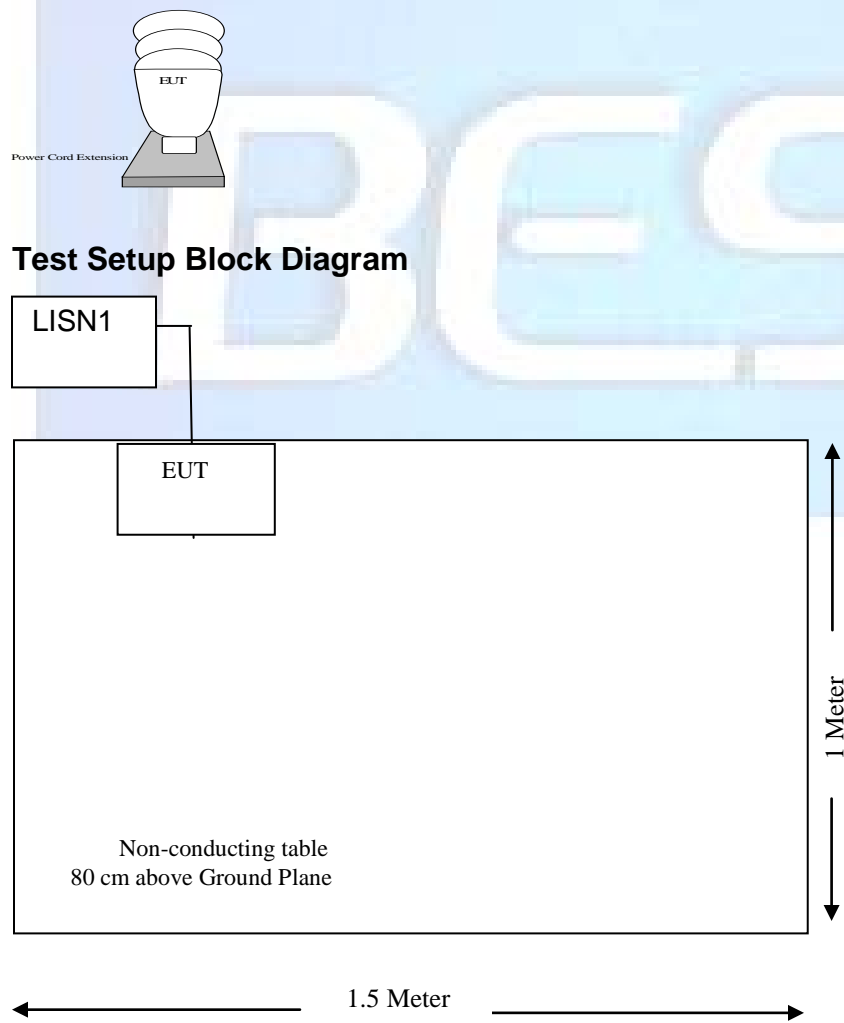
Schematics / Block Diagram

N/A.

Equipment Modifications

No modifications were made by BEST Test Service Shenzhen Co., Ltd. to ensure the EUT to comply with the application limits and requirements.

Configuration of Test System



CONDUCTED EMISSIONS TEST DATA

Applicable Standard

For the following equipment, when designed to be connected to the public utility (AC) power line the radio frequency voltage that is conducted back onto the AC power line on any frequency or frequencies shall not exceed the limits in the following tables. Compliance with the provisions of this paragraph shall be based on the measurement of the radio frequency voltage between each power line and ground at the power terminal using a 50 μ H/50 ohms line impedance stabilization network (LISN).

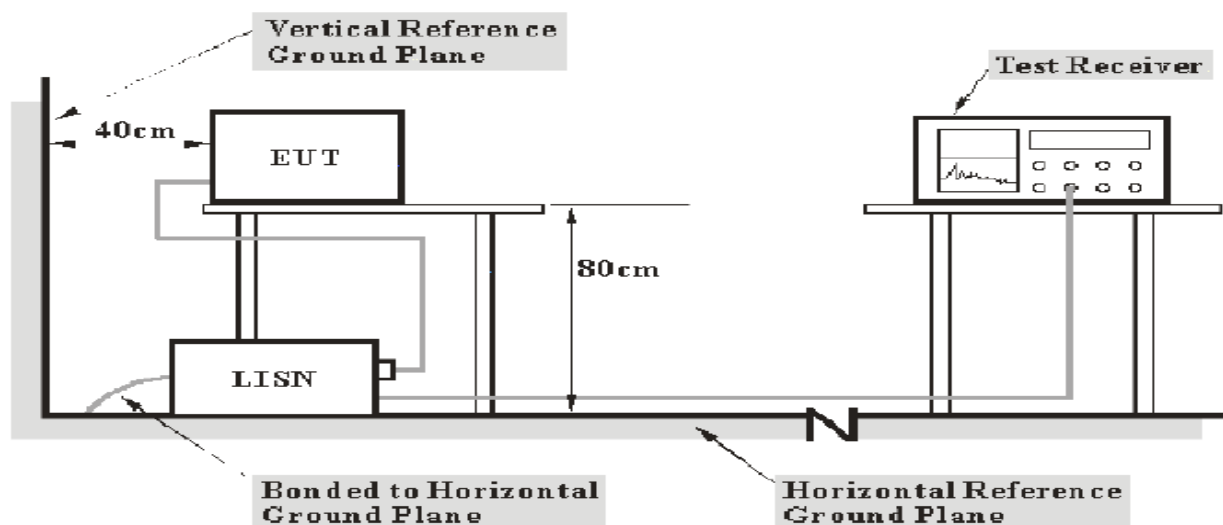
Frequency Range (MHz)	Max RF Voltage (μ V)	Max RF Voltage (dB μ V)
Non-consumer equipment		
0.45 to 1.6	1,000	60.0
1.6 to 30	3,000	69.0
Consumer equipment		
0.45 to 2.51	250	48.0
2.51 to 3.0	3000	69.0
3.0 to 30	250	48.0

Measurement Uncertainty

All measurements involve certain levels of uncertainties, especially in field of EMI. The factors contributing to uncertainties are EMI Test Receiver, cable loss, and LISN.

Based on NIS 81, The Treatment of Uncertainty in EMI Measurements, the best estimate of the uncertainty of any conducted emissions measurement at BEST TEST SERVICE Shenzhen CO., LTD. is ± 2.0 dB.

EUT Setup



- Note:**
1. Support units were connected to second LISN.
 2. Both of LISNs (AMN) 80 cm from EUT and at the least 80 cm from other units and other metal planes support units.

The setup of EUT is according with OST MP-5 (1986) measurement procedure. The specification used was the FCC Part 18 limits.

The EUT was connected to the power cord extension and placed on the left of the back edge on the test table.

The power cord extension was connected with 120 VAC/60 Hz power source.

Test Equipments

Manufacturer	Description	Model	Serial Number	Cal. Date	Cal. Due. Date
ROHDE & SCHWARZ	EMI TEST RECEIVER	ESCS30	100038	2011-08-05	2012-08-05
ROHDE & SCHWARZ	L.I.S.N	ESH2-Z5	100028	2011-08-05	2012-08-05
ROHDE & SCHWARZ	Pulse Limiter	ESHSZ2	100044	2011-08-05	2012-08-05

Statement of traceability: BEST attests that all calibrations have been performed per the CNAL /A2LA requirements, traceable to NIM China

Test Procedure

During the conducted emission test, the power cord of the power cord extension was connected to the auxiliary outlet of the first LISN.

Maximizing procedure was performed on the six (6) highest emissions to ensure that the EUT is compliant with all installation combination.

All data was recorded in the peak detection mode. Quasi-peak readings were only performed when an emission was found to be marginal (within 4 dB μ V of specification limits). Quasi-peak readings are distinguished with a "Qp".

The EUT was tested under the normal modes during the final qualification test to represent the worst-case results.

Summary of Test Results

Pass

The EUT complied with the FCC 18 Conducted margin for industry, scientific and medical device, and with the worst margin reading of:

Conducted Emissions Test Data and Plots

BEST Test Service Shenzhen Co., Ltd.

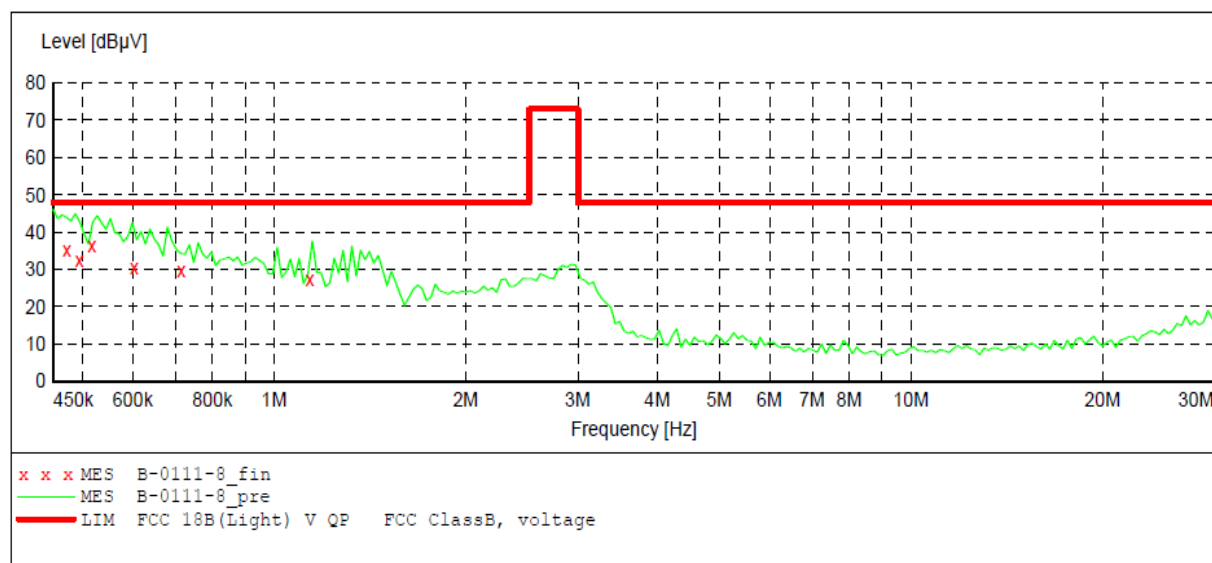
CONDUCTED EMISSION STANDARD FCC 18B

EUT: M/N:HFT3S09W
 Manufacturer: Homelite
 Operating Condition: ON
 Test Site: 1#Shielding Room
 Operator: Bob
 Test Specification: L 120V/60Hz
 Comment:
 Start of Test: 1/15/2012

SCAN TABLE: "V 450K-30MHz fin"

Short Description: _SUB_STD_VTERM2 1.70

Start	Stop	Step	Detector	Meas. Time	IF Bandw.	Transducer
Frequency	Frequency	Width				
450.0 kHz	30.0 MHz	0.8 %	QuasiPeak	1.0 s	9 kHz	NSLK8126 2008



MEASUREMENT RESULT:

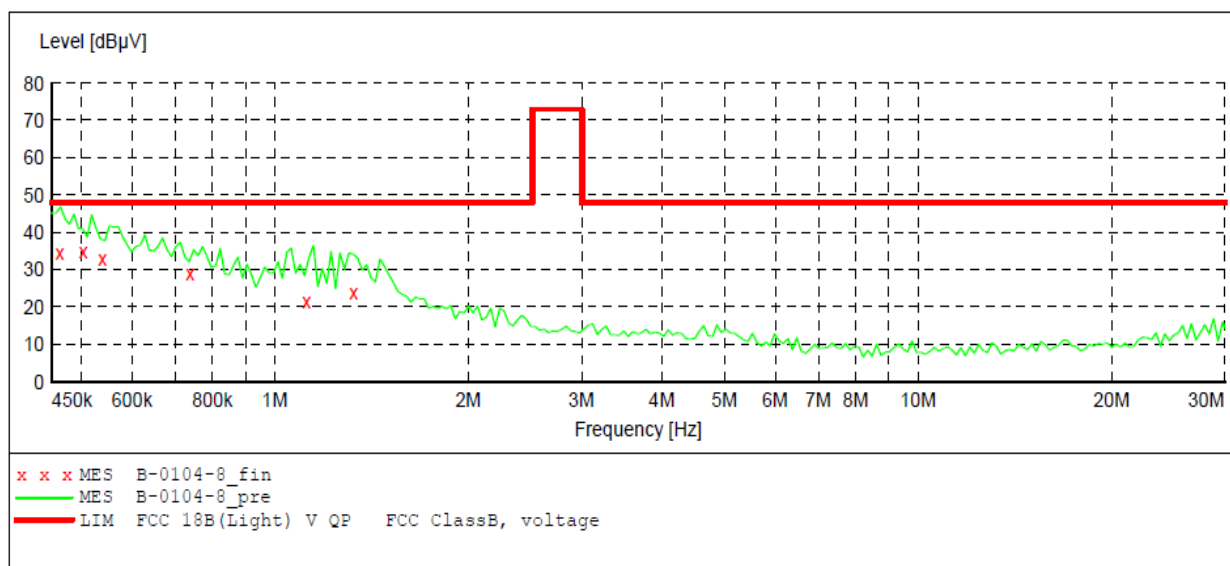
Frequency MHz	Level dBμV	Transd dB	Limit dBμV	Margin dB	Detector	Line	PE
0.472500	35.20	12.0	48	12.7	QP	L1	GND
0.495000	32.40	12.0	48	15.5	QP	L1	GND
0.517500	36.30	12.0	48	11.6	QP	L1	GND
0.603000	30.50	12.0	48	17.4	QP	L1	GND
0.715500	29.60	11.9	48	18.3	QP	L1	GND
1.138500	27.20	11.8	48	20.7	QP	L1	GND

BEST Test Service Shenzhen Co., Ltd.**CONDUCTED EMISSION STANDARD FCC 18B**

EUT: M/N:HFT3S09W
 Manufacturer: Homelite
 Operating Condition: ON
 Test Site: 1#Shielding Room
 Operator: Bob
 Test Specification: N 120V/60Hz
 Comment:
 Start of Test: 1/15/2012

SCAN TABLE: "V 450K-30MHz fin"

Short Description: SUB STD VTERM2 1.70
 Start Stop Step Detector Meas. IF Transducer
 Frequency Frequency Width Time Bandw.
 450.0 kHz 30.0 MHz 0.8 % QuasiPeak 1.0 s 9 kHz NSLK8126 2008

**MEASUREMENT RESULT:**

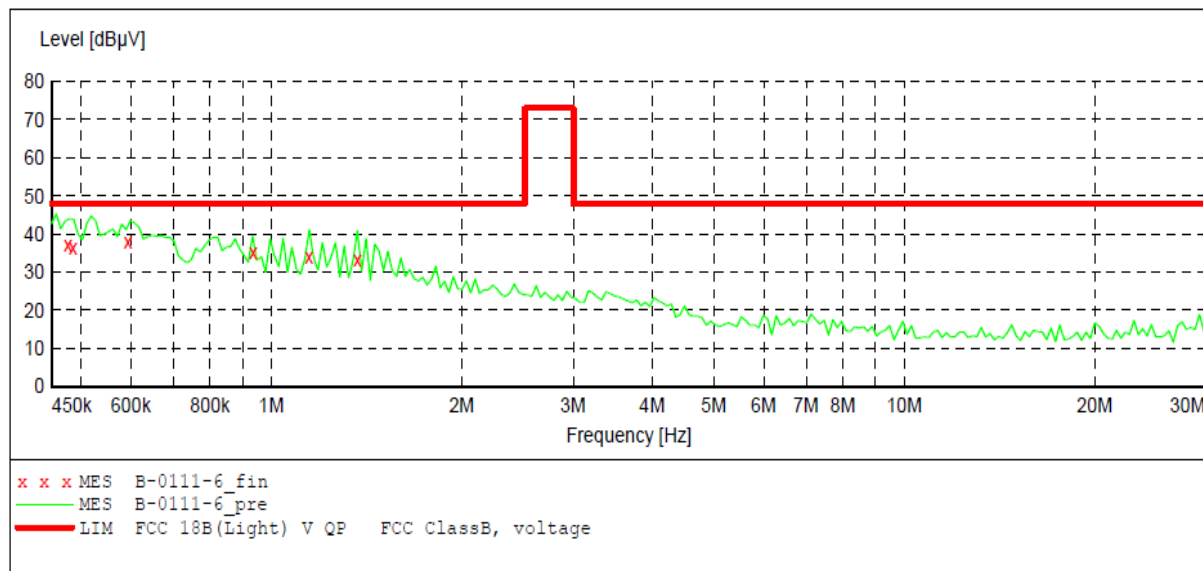
Frequency MHz	Level dBμV	Transd dB	Limit dBμV	Margin dB	Detector	Line	PE
0.463500	34.40	11.9	48	13.5	QP	N	GND
0.504000	34.90	12.0	48	13.0	QP	N	GND
0.540000	32.80	12.0	48	15.1	QP	N	GND
0.738000	28.90	11.9	48	19.0	QP	N	GND
1.120500	21.60	11.8	48	26.3	QP	N	GND
1.327500	23.70	11.8	48	24.2	QP	N	GND

BEST Test Service Shenzhen Co., Ltd.**CONDUCTED EMISSION STANDARD FCC 18B**

EUT: M/N:HFT3S13W
 Manufacturer: Homelite
 Operating Condition: ON
 Test Site: 1#Shielding Room
 Operator: Bob
 Test Specification: L 120V/60Hz
 Comment:
 Start of Test: 1/15/2012

SCAN TABLE: "V 450K-30MHz fin"

Short Description: _SUB STD_VTERM2 1.70
 Start Stop Step Detector Meas. IF Transducer
 Frequency Frequency Width Time Bandw.
 450.0 kHz 30.0 MHz 0.8 % QuasiPeak 1.0 s 9 kHz NSLK8126 2008

**MEASUREMENT RESULT:**

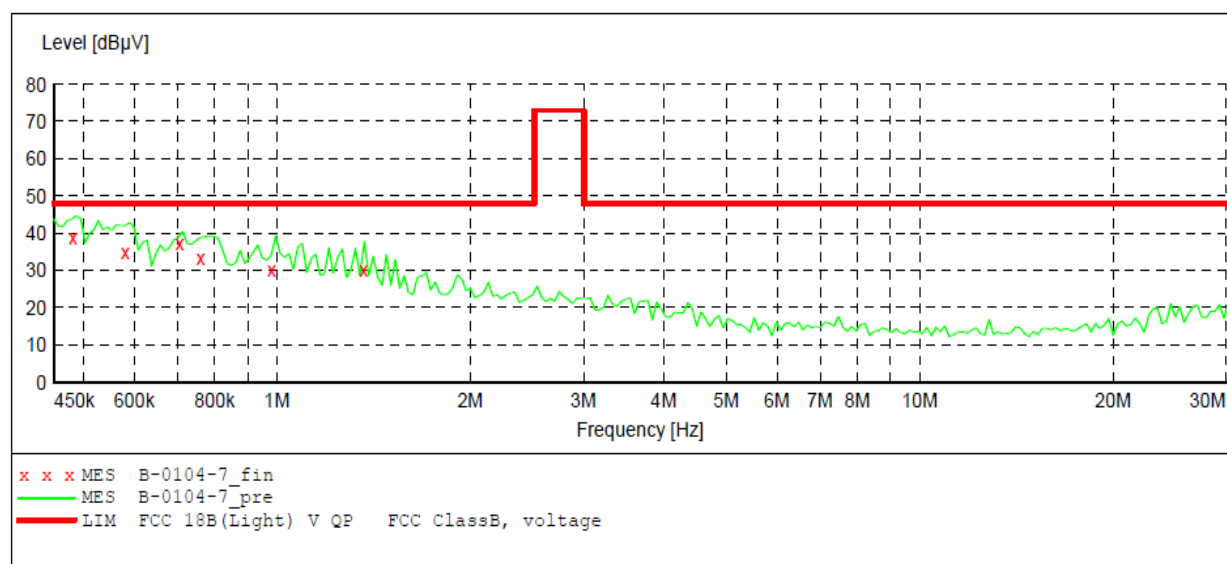
Frequency MHz	Level dBμV	Transd dB	Limit dBμV	Margin dB	Detector	Line	PE
0.477000	37.30	12.0	48	10.6	QP	L1	GND
0.486000	36.60	12.0	48	11.3	QP	L1	GND
0.594000	38.00	12.0	48	9.9	QP	L1	GND
0.936000	35.20	11.8	48	12.7	QP	L1	GND
1.147500	33.90	11.8	48	14.0	QP	L1	GND
1.368000	33.20	11.8	48	14.7	QP	L1	GND

BEST Test Service Shenzhen Co., Ltd.**CONDUCTED EMISSION STANDARD FCC 18B**

EUT: M/N:HFT3S13W
 Manufacturer: Homelite
 Operating Condition: ON
 Test Site: 1#Shielding Room
 Operator: Bob
 Test Specification: N 120V/60Hz
 Comment:
 Start of Test: 1/15/2012

SCAN TABLE: "V 450K-30MHz fin"

Short Description: SUB STD VTERM2 1.70
 Start Stop Step Detector Meas. IF Transducer
 Frequency Frequency Width Time Bandw.
 450.0 kHz 30.0 MHz 0.8 % QuasiPeak 1.0 s 9 kHz NSLK8126 2008

**MEASUREMENT RESULT:**

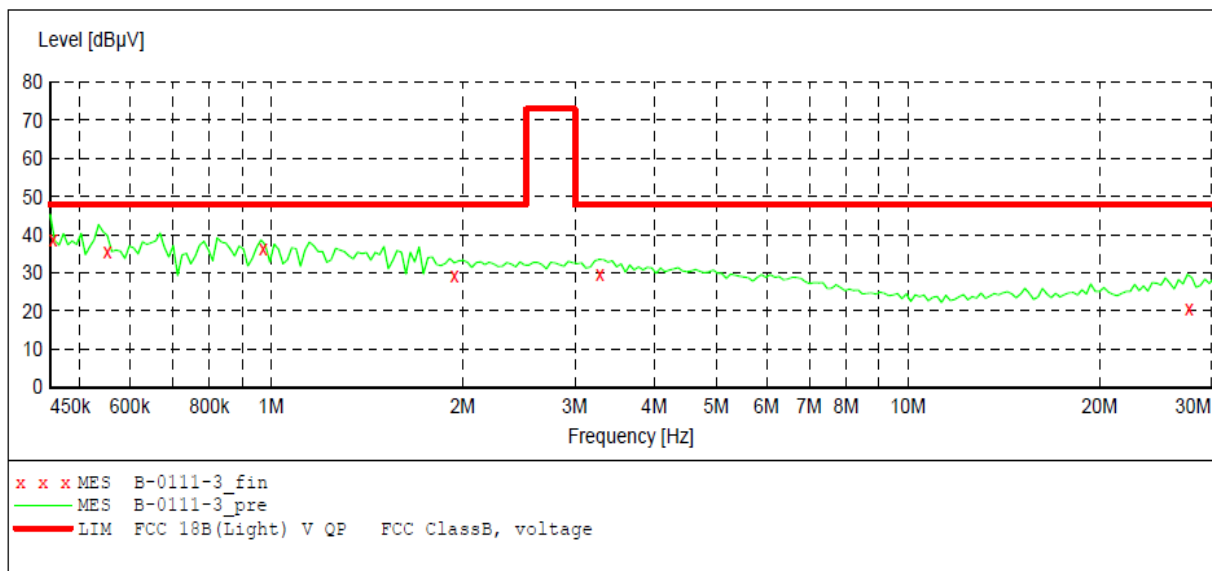
Frequency MHz	Level dBμV	Transd dB	Limit dBμV	Margin dB	Detector	Line	PE
0.481500	38.70	12.0	48	9.2	QP	N	GND
0.580500	35.10	12.0	48	12.8	QP	N	GND
0.706500	37.30	11.9	48	10.6	QP	N	GND
0.760500	33.50	11.9	48	14.4	QP	N	GND
0.981000	30.30	11.8	48	17.6	QP	N	GND
1.363500	30.20	11.8	48	17.7	QP	N	GND

BEST Test Service Shenzhen Co., Ltd.**CONDUCTED EMISSION STANDARD FCC 18B**

EUT: M/N:HFT3S18W
 Manufacturer: Homelite
 Operating Condition: ON
 Test Site: 1#Shielding Room
 Operator: Bob
 Test Specification: L 120V/60Hz
 Comment:
 Start of Test: 1/15/2012

SCAN TABLE: "V 450K-30MHz fin"

Short Description: _SUB_STD_VTERM2 1.70
 Start Stop Step Detector Meas. IF Transducer
 Frequency Frequency Width Time Bandw.
 450.0 kHz 30.0 MHz 0.8 % QuasiPeak 1.0 s 9 kHz NSLK8126 2008

**MEASUREMENT RESULT:**

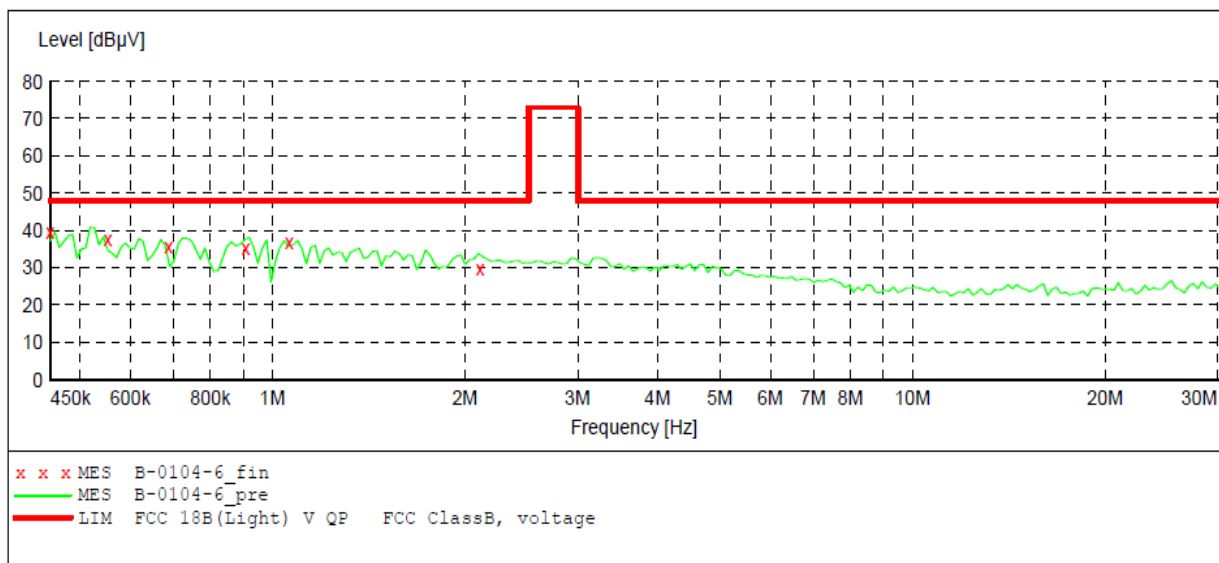
Frequency MHz	Level dBμV	Transd dB	Limit dBμV	Margin dB	Detector	Line	PE
0.454500	38.90	11.9	48	9.0	QP	L1	GND
0.553500	35.60	12.0	48	12.3	QP	L1	GND
0.972000	36.50	11.8	48	11.4	QP	L1	GND
1.939500	29.30	11.7	48	18.6	QP	L1	GND
3.285000	29.80	11.5	48	18.1	QP	L1	GND
27.625500	20.60	11.0	48	27.3	QP	L1	GND

BEST Test Service Shenzhen Co., Ltd.**CONDUCTED EMISSION STANDARD FCC 18B**

EUT: M/N:HFT3S18W
 Manufacturer: Homelite
 Operating Condition: ON
 Test Site: 1#Shielding Room
 Operator: Bob
 Test Specification: N 120V/60Hz
 Comment:
 Start of Test: 1/15/2012

SCAN TABLE: "V 450K-30MHz fin"

Short Description: SUB STD VTERM2 1.70
 Start Stop Step Detector Meas. IF Transducer
 Frequency Frequency Width Time Bandw.
 450.0 kHz 30.0 MHz 0.8 % QuasiPeak 1.0 s 9 kHz NSLK8126 2008

**MEASUREMENT RESULT:**

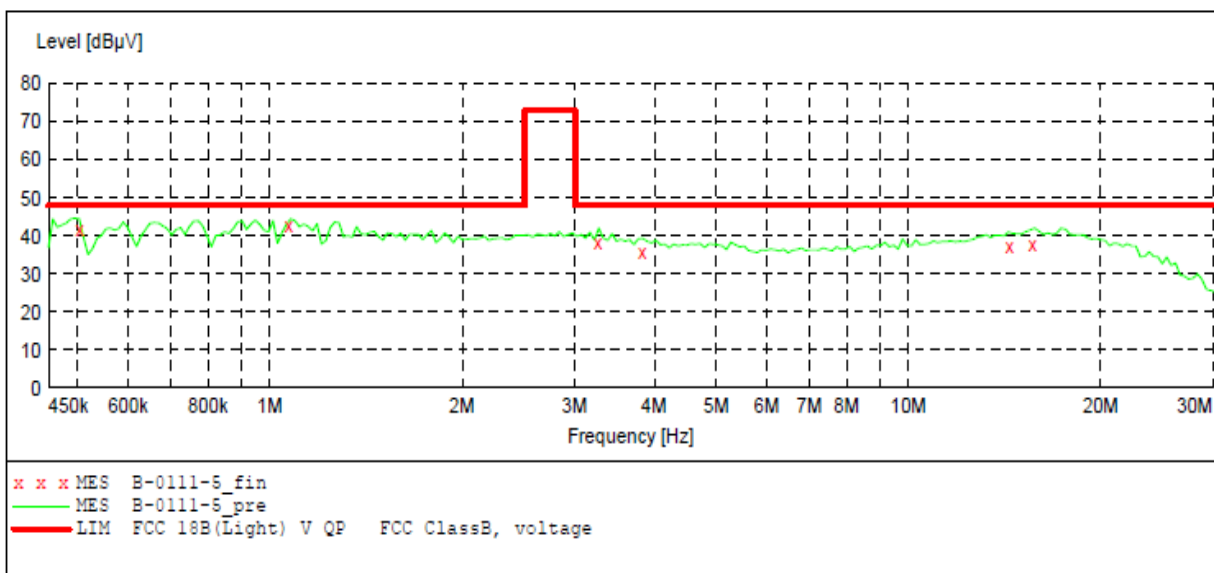
Frequency MHz	Level dBμV	Transd dB	Limit dBμV	Margin dB	Detector	Line	PE
0.450000	39.60	11.9	48	8.3	QP	N	GND
0.553500	37.50	12.0	48	10.4	QP	N	GND
0.688500	35.50	11.9	48	12.4	QP	N	GND
0.909000	35.40	11.9	48	12.5	QP	N	GND
1.062000	36.70	11.8	48	11.2	QP	N	GND
2.110500	29.90	11.6	48	18.0	QP	N	GND

BEST Test Service Shenzhen Co., Ltd.**CONDUCTED EMISSION STANDARD FCC 18B**

EUT: M/N:HFT3S23W
 Manufacturer: Homelite
 Operating Condition: ON
 Test Site: 1#Shielding Room
 Operator: Bob
 Test Specification: L 120V/60Hz
 Comment:
 Start of Test: 1/15/2012

SCAN TABLE: "V 450K-30MHz fin"

Short Description: _SUB_STD_VTERM2 1.70
 Start Stop Step Detector Meas. IF Transducer
 Frequency Frequency Width Time Bandw.
 450.0 kHz 30.0 MHz 0.8 % QuasiPeak 1.0 s 9 kHz NSLK8126 2008

**MEASUREMENT RESULT:**

Frequency MHz	Level dBμV	Transd dB	Limit dBμV	Margin dB	Detector	Line	PE
0.504000	42.00	12.0	48	5.9	QP	L1	GND
1.071000	43.00	11.8	48	4.9	QP	L1	GND
3.262500	38.20	11.5	48	9.7	QP	L1	GND
3.829500	36.00	11.5	48	11.9	QP	L1	GND
14.382000	37.30	11.2	48	10.6	QP	L1	GND
15.628500	37.80	11.2	48	10.1	QP	L1	GND

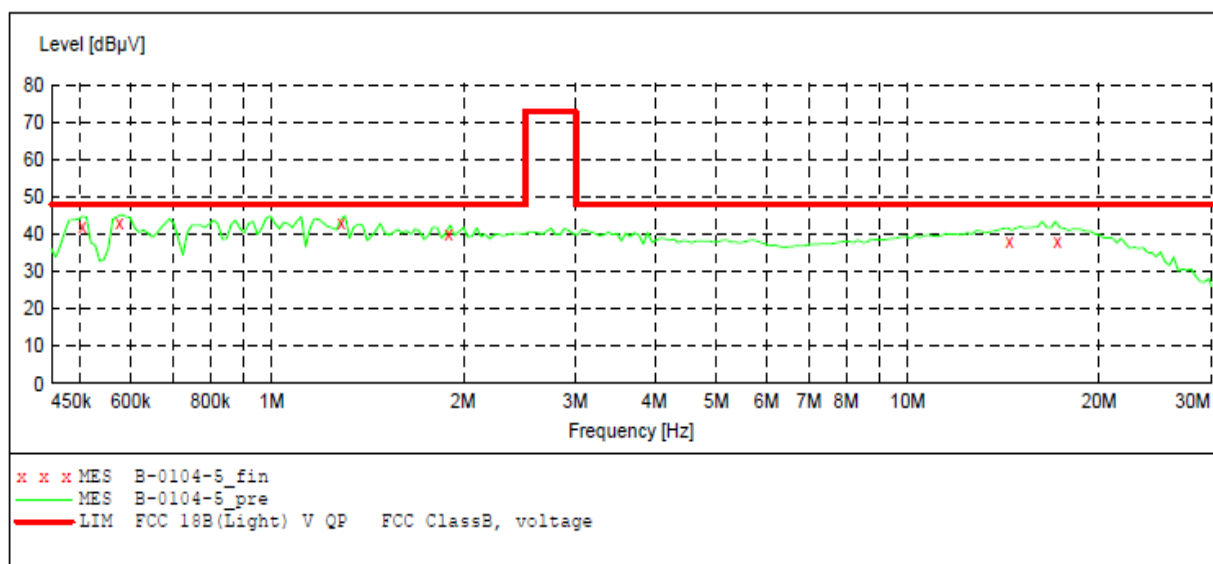
BEST Test Service Shenzhen Co., Ltd.**CONDUCTED EMISSION STANDARD FCC 18B**

EUT: M/N:HFT3S23W
 Manufacturer: Homelite
 Operating Condition: ON
 Test Site: 1#Shielding Room
 Operator: Bob
 Test Specification: N 120V/60Hz
 Comment:
 Start of Test: 1/15/2012

SCAN TABLE: "V 450K-30MHz fin"

Short Description: SUB_STD_VTERM2 1.70

Start	Stop	Step	Detector	Meas. Time	IF Bandw.	Transducer
Frequency	Frequency	Width				
450.0 kHz	30.0 MHz	0.8 %	QuasiPeak	1.0 s	9 kHz	NSLK8126 2008

**MEASUREMENT RESULT:**

Frequency MHz	Level dBμV	Transd dB	Limit dBμV	Margin dB	Detector	Line	PE
0.504000	42.00	12.0	48	5.9	QP	N	GND
0.576000	43.00	12.0	48	4.9	QP	N	GND
1.287000	42.90	11.8	48	5.0	QP	N	GND
1.894500	40.30	11.7	48	7.6	QP	N	GND
14.440500	38.00	11.2	48	9.9	QP	N	GND
17.212500	38.10	11.1	48	9.8	QP	N	GND

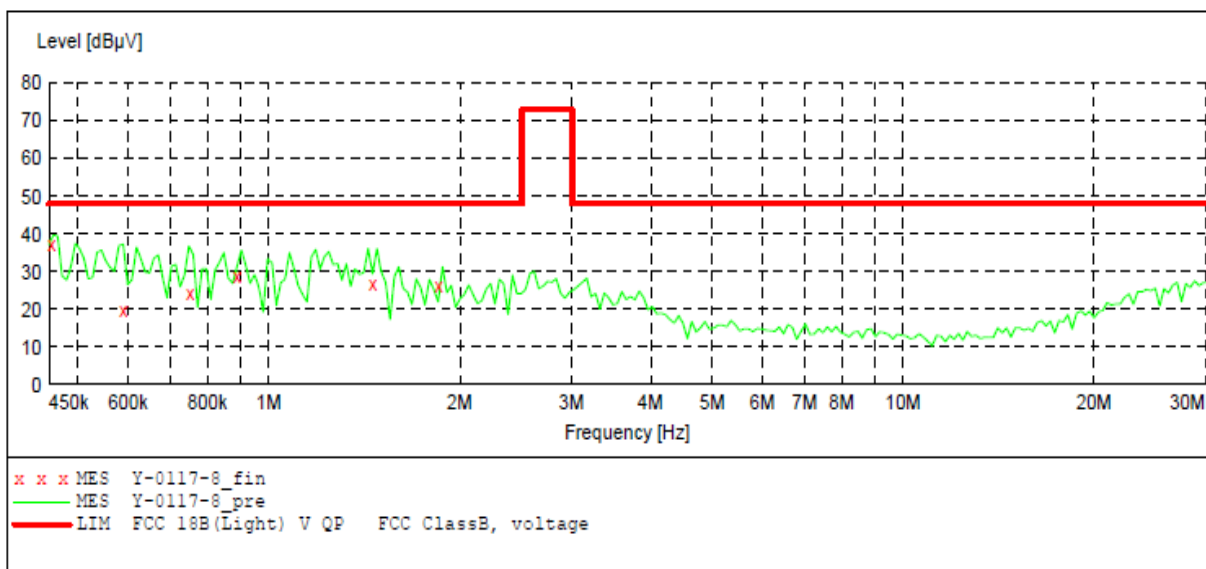
BEST Test Service Shenzhen Co., Ltd.**CONDUCTED EMISSION STANDARD FCC 18B**

EUT: M/N:HLT3A1319W
 Manufacturer: Homelite
 Operating Condition: ON
 Test Site: 1#Shielding Room
 Operator: Bob
 Test Specification: L 120V/60Hz
 Comment:
 Start of Test: 1/17/2012

SCAN TABLE: "V 450K-30MHz fin"

Short Description: _SUB_STD_VTERM2 1.70

Start	Stop	Step	Detector	Meas. Time	IF Bandw.	Transducer
450.0 kHz	30.0 MHz	0.8 %	QuasiPeak	1.0 s	9 kHz	NSLK8126 2008

**MEASUREMENT RESULT:**

Frequency MHz	Level dBμV	Transd dB	Limit dBμV	Margin dB	Detector	Line	PE
0.454500	37.20	11.9	48	10.7	QP	L1	GND
0.589500	20.00	12.0	48	27.9	QP	L1	GND
0.751500	24.30	11.9	48	23.6	QP	L1	GND
0.891000	28.70	11.9	48	19.2	QP	L1	GND
1.458000	26.70	11.7	48	21.2	QP	L1	GND
1.854000	26.10	11.7	48	21.8	QP	L1	GND

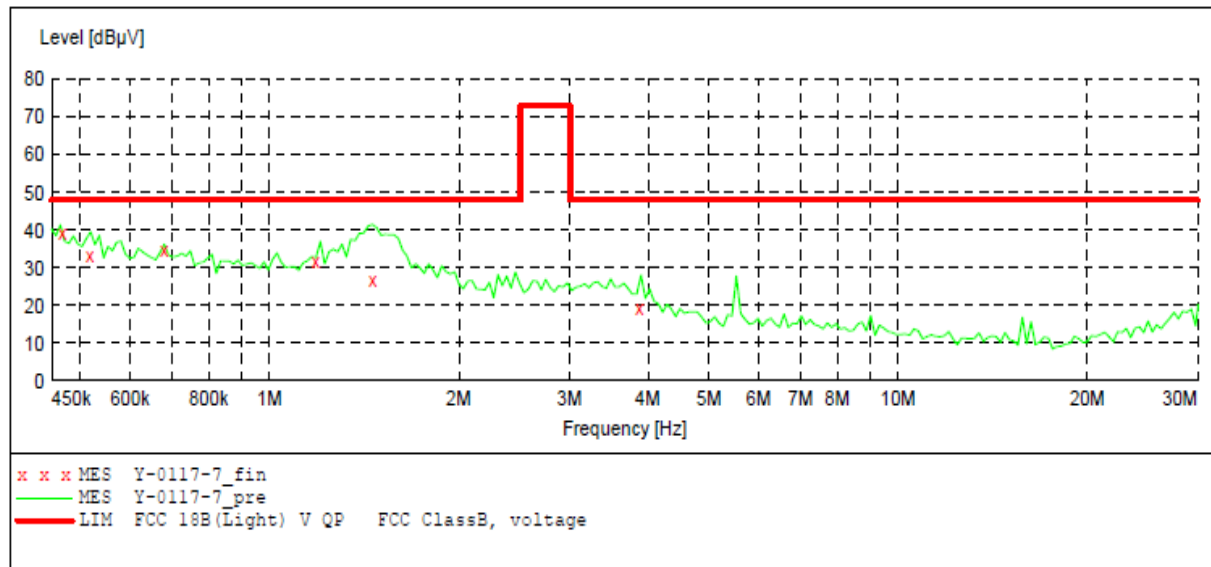
BEST Test Service Shenzhen Co., Ltd.**CONDUCTED EMISSION STANDARD FCC 18B**

EUT: M/N:HLT3A1319W
 Manufacturer: Homelite
 Operating Condition: ON
 Test Site: 1#Shielding Room
 Operator: Bob
 Test Specification: N 120V/60Hz
 Comment:
 Start of Test: 1/17/2012

SCAN TABLE: "V 450K-30MHz fin"

Short Description: _SUB_STD_VTERM2 1.70

Start	Stop	Step	Detector	Meas. Time	IF Bandw.	Transducer
450.0 kHz	30.0 MHz	0.8 %	QuasiPeak	1.0 s	9 kHz	NSLK8126 2008

**MEASUREMENT RESULT:**

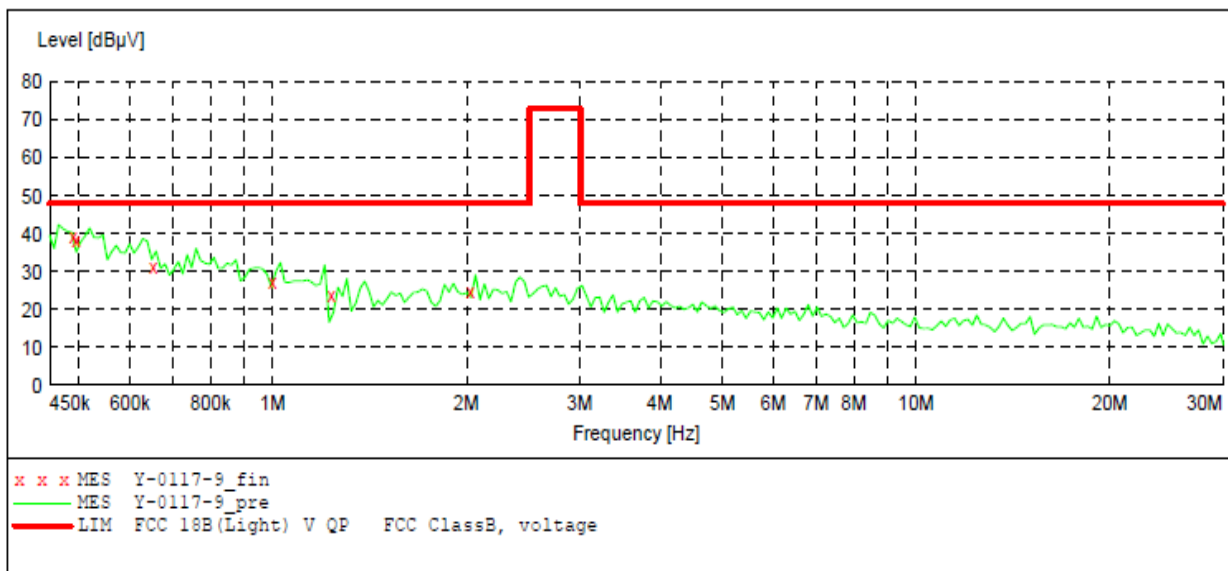
Frequency MHz	Level dBμV	Transd dB	Limit dBμV	Margin dB	Detector	Line	PE
0.468000	39.40	11.9	48	8.5	QP	N	GND
0.517500	33.40	12.0	48	14.5	QP	N	GND
0.679500	34.90	11.9	48	13.0	QP	N	GND
1.183500	31.70	11.8	48	16.2	QP	N	GND
1.458000	26.90	11.7	48	21.0	QP	N	GND
3.874500	19.60	11.5	48	28.3	QP	N	GND

BEST Test Service Shenzhen Co., Ltd.**CONDUCTED EMISSION STANDARD FCC 18B**

EUT: M/N:HLT3C07W
 Manufacturer: Homelite
 Operating Condition: ON
 Test Site: 1#Shielding Room
 Operator: Bob
 Test Specification: L 120V/60Hz
 Comment:
 Start of Test: 1/17/2012

SCAN TABLE: "V 450K-30MHz fin"

Short Description: _SUB_STD_VTERM2 1.70
 Start Stop Step Detector Meas. IF Transducer
 Frequency Frequency Width Time Bandw.
 450.0 kHz 30.0 MHz 0.8 % QuasiPeak 1.0 s 9 kHz NSLK8126 2008

**MEASUREMENT RESULT:**

Frequency MHz	Level dBμV	Transd dB	Limit dBμV	Margin dB	Detector	Line	PE
0.490500	39.20	12.0	48	8.7	QP	L1	GND
0.495000	38.20	12.0	48	9.7	QP	L1	GND
0.652500	31.50	11.9	48	16.4	QP	L1	GND
0.999000	27.50	11.8	48	20.4	QP	L1	GND
1.233000	23.80	11.8	48	24.1	QP	L1	GND
2.029500	24.70	11.7	48	23.2	QP	L1	GND

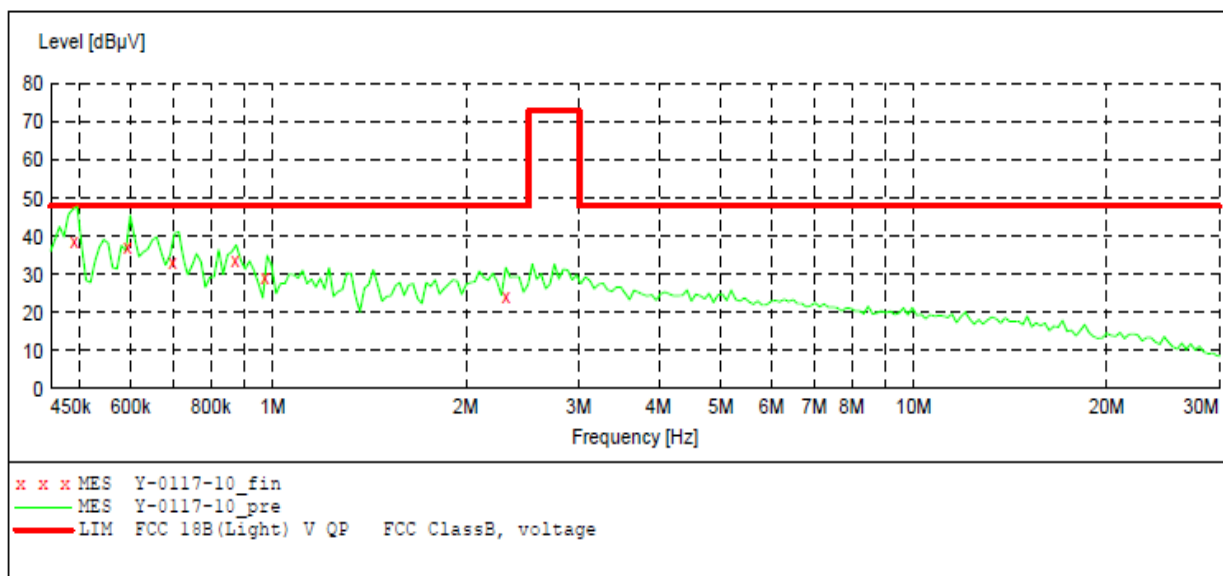
BEST Test Service Shenzhen Co., Ltd.**CONDUCTED EMISSION STANDARD FCC 18B**

EUT: M/N:HLT3C07W
 Manufacturer: Homelite
 Operating Condition: ON
 Test Site: 1#Shielding Room
 Operator: Bob
 Test Specification: N 120V/60Hz
 Comment:
 Start of Test: 1/17/2012

SCAN TABLE: "V 450K-30MHz fin"

Short Description: _SUB_STD_VTERM2 1.70

Start	Stop	Step	Detector	Meas. Time	IF Bandw.	Transducer
450.0 kHz	30.0 MHz	0.8 %	QuasiPeak	1.0 s	9 kHz	NSLK8126 2008

**MEASUREMENT RESULT:**

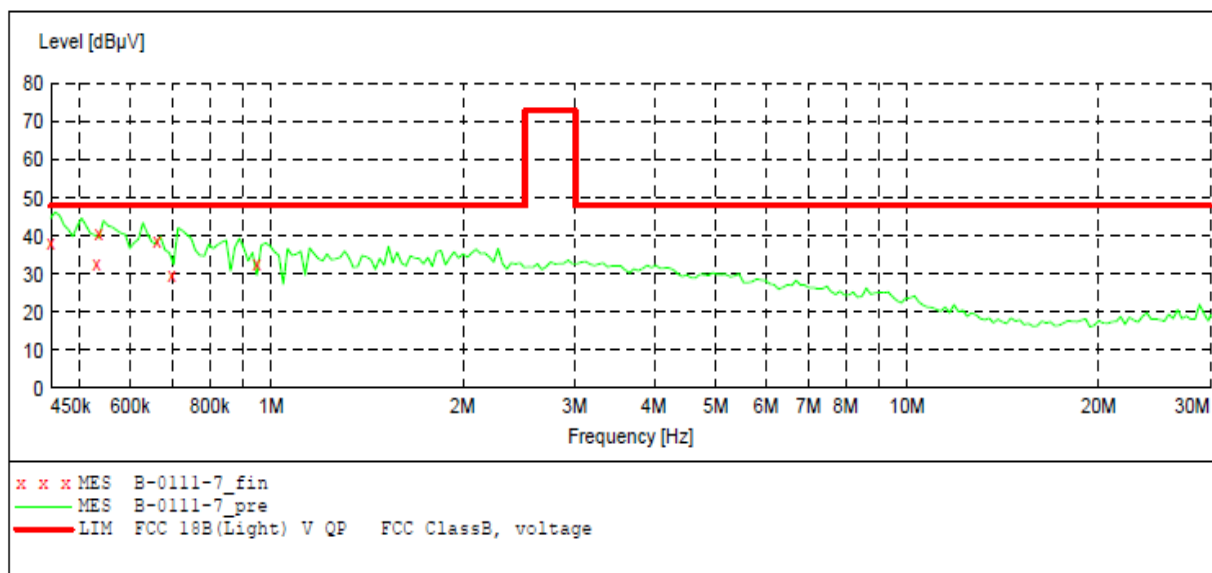
Frequency MHz	Level dBμV	Transd dB	Limit dBμV	Margin dB	Detector	Line	PE
0.490500	38.70	12.0	48	9.2	QP	N	GND
0.594000	37.20	12.0	48	10.7	QP	N	GND
0.697500	33.50	11.9	48	14.4	QP	N	GND
0.873000	34.00	11.9	48	13.9	QP	N	GND
0.972000	29.50	11.8	48	18.4	QP	N	GND
2.308500	24.10	11.6	48	23.8	QP	N	GND

BEST Test Service Shenzhen Co., Ltd.**CONDUCTED EMISSION STANDARD FCC 18B**

EUT: M/N:HLT3GU09W
 Manufacturer: Homelite
 Operating Condition: ON
 Test Site: 1#Shielding Room
 Operator: Bob
 Test Specification: L 120V/60Hz
 Comment:
 Start of Test: 1/15/2012

SCAN TABLE: "V 450K-30MHz fin"

Short Description: _SUB_STD_VTERM2 1.70
 Start Stop Step Detector Meas. IF Transducer
 Frequency Frequency Width Time Bandw.
 450.0 kHz 30.0 MHz 0.8 % QuasiPeak 1.0 s 9 kHz NSLK8126 2008

**MEASUREMENT RESULT:**

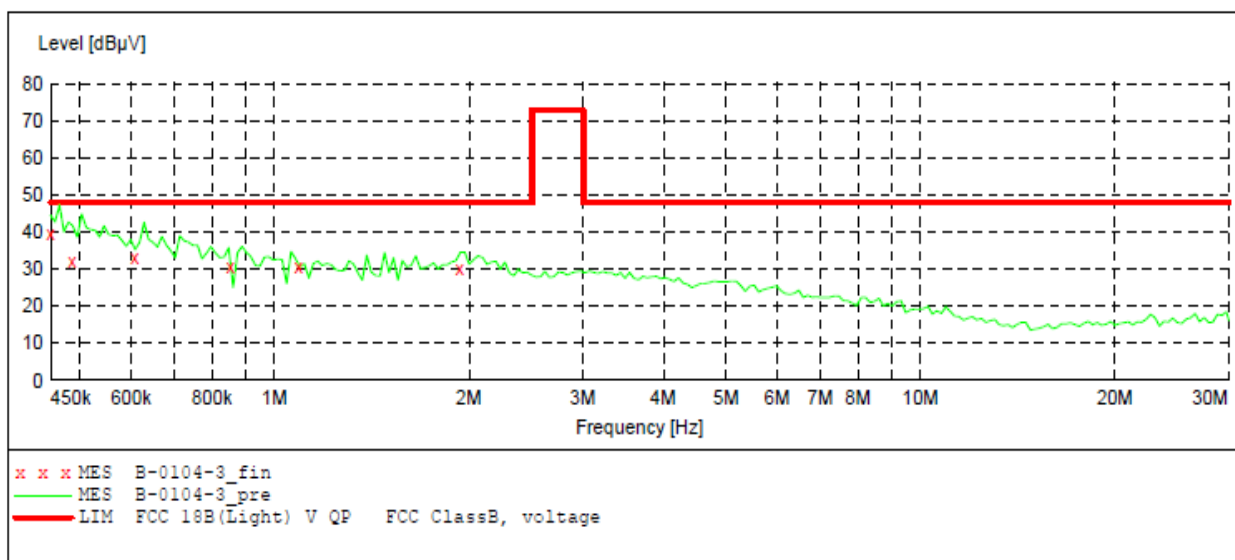
Frequency MHz	Level dBμV	Transd dB	Limit dBμV	Margin dB	Detector	Line	PE
0.450000	38.30	11.9	48	9.6	QP	L1	GND
0.531000	32.90	12.0	48	15.0	QP	L1	GND
0.535500	40.60	12.0	48	7.3	QP	L1	GND
0.661500	38.60	11.9	48	9.3	QP	L1	GND
0.697500	29.70	11.9	48	18.2	QP	L1	GND
0.949500	32.80	11.8	48	15.1	QP	L1	GND

BEST Test Service Shenzhen Co., Ltd.**CONDUCTED EMISSION STANDARD FCC 18B**

EUT: M/N:HLT3GU09W
 Manufacturer: Homelite
 Operating Condition: ON
 Test Site: 1#Shielding Room
 Operator: Bob
 Test Specification: N 120V/60Hz
 Comment:
 Start of Test: 1/15/2012

SCAN TABLE: "V 450K-30MHz fin"

Short Description: _SUB_STD_VTERM2 1.70
 Start Stop Step Detector Meas. IF Transducer
 Frequency Frequency Width Time Bandw.
 450.0 kHz 30.0 MHz 0.8 % QuasiPeak 1.0 s 9 kHz NSLK8126 2008

**MEASUREMENT RESULT:**

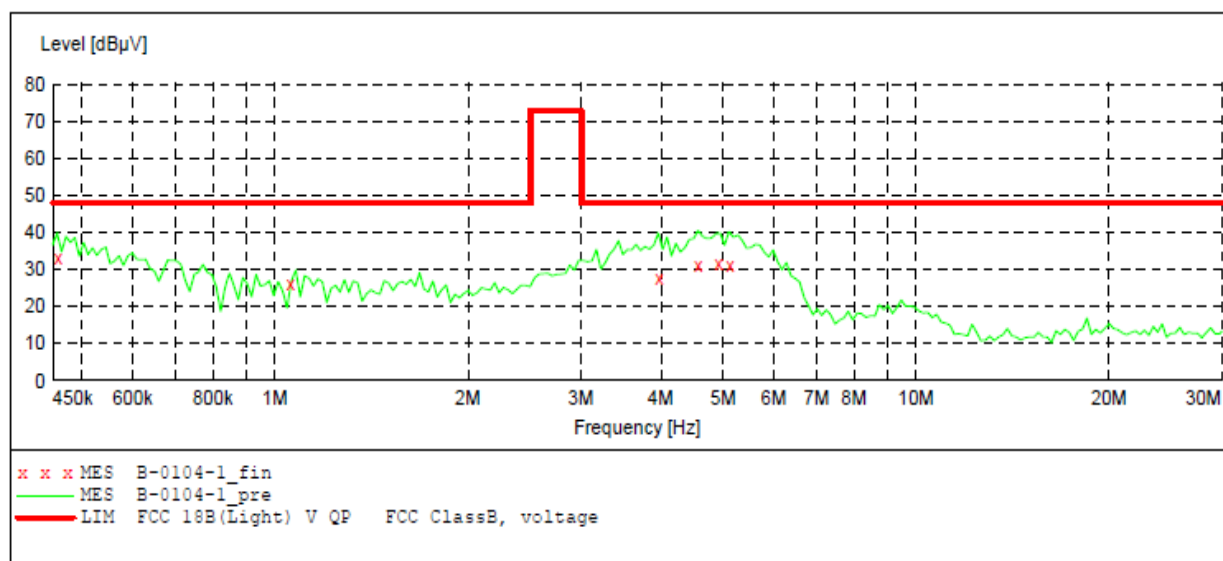
Frequency MHz	Level dBμV	Transd dB	Limit dBμV	Margin dB	Detector	Line	PE
0.450000	39.60	11.9	48	8.3	QP	N	GND
0.486000	32.20	12.0	48	15.7	QP	N	GND
0.607500	33.00	12.0	48	14.9	QP	N	GND
0.855000	30.80	11.9	48	17.1	QP	N	GND
1.089000	30.80	11.8	48	17.1	QP	N	GND
1.935000	30.30	11.7	48	17.6	QP	N	GND

BEST Test Service Shenzhen Co., Ltd.**CONDUCTED EMISSION STANDARD FCC 18B**

EUT: M/N:HLT3GU13W
 Manufacturer: Homelite
 Operating Condition: ON
 Test Site: 1#Shielding Room
 Operator: Bob
 Test Specification: L 120V/60Hz
 Comment:
 Start of Test: 1/15/2012

SCAN TABLE: "V 450K-30MHz fin"

Short Description: _SUB_STD_VTERM2 1.70
 Start Stop Step Detector Meas. IF Transducer
 Frequency Frequency Width Time Bandw.
 450.0 kHz 30.0 MHz 0.8 % QuasiPeak 1.0 s 9 kHz NSLK8126 2008

**MEASUREMENT RESULT:**

Frequency MHz	Level dBμV	Transd dB	Limit dBμV	Margin dB	Detector	Line	PE
0.459000	32.90	11.9	48	15.0	QP	L1	GND
1.057500	26.10	11.8	48	21.8	QP	L1	GND
3.973500	27.70	11.5	48	20.2	QP	L1	GND
4.572000	31.00	11.5	48	16.9	QP	L1	GND
4.923000	31.70	11.4	48	16.2	QP	L1	GND
5.125500	31.10	11.4	48	16.8	QP	L1	GND

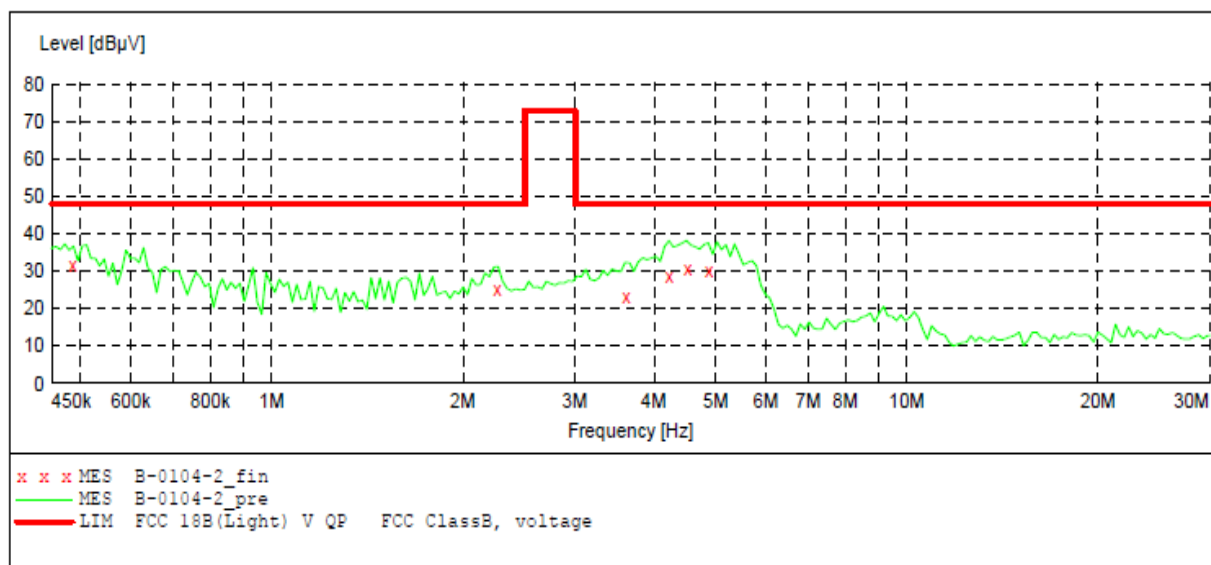
BEST Test Service Shenzhen Co., Ltd.**CONDUCTED EMISSION STANDARD FCC 18B**

EUT: M/N:HLT3GU13W
 Manufacturer: Homelite
 Operating Condition: ON
 Test Site: 1#Shielding Room
 Operator: Bob
 Test Specification: N 120V/60Hz
 Comment:
 Start of Test: 1/15/2012

SCAN TABLE: "V 450K-30MHz fin"

Short Description: _SUB_STD_VTERM2 1.70

Start	Stop	Step	Detector	Meas. Time	IF Bandw.	Transducer
Frequency	Frequency	Width				
450.0 kHz	30.0 MHz	0.8 %	QuasiPeak	1.0 s	9 kHz	NSLK8126 2008

**MEASUREMENT RESULT:**

Frequency MHz	Level dBμV	Transd dB	Limit dBμV	Margin dB	Detector	Line	PE
0.486000	31.80	12.0	48	16.1	QP	N	GND
2.268000	25.40	11.6	48	22.5	QP	N	GND
3.618000	23.10	11.5	48	24.8	QP	N	GND
4.225500	28.60	11.5	48	19.3	QP	N	GND
4.518000	30.80	11.5	48	17.1	QP	N	GND
4.878000	30.30	11.4	48	17.6	QP	N	GND

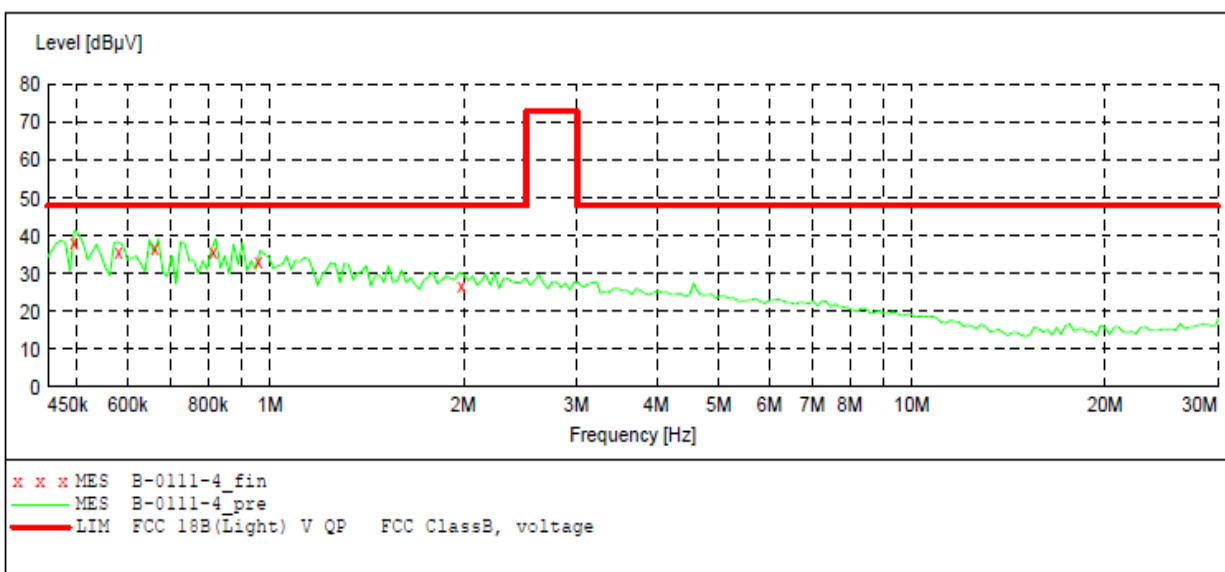
BEST Test Service Shenzhen Co., Ltd.**CONDUCTED EMISSION STANDARD FCC 18B**

EUT: M/N:HLT3GU18W
 Manufacturer: Homelite
 Operating Condition: ON
 Test Site: 1#Shielding Room
 Operator: Bob
 Test Specification: L 120V/60Hz
 Comment:
 Start of Test: 1/17/2012

SCAN TABLE: "V 450K-30MHz fin"

Short Description: _SUB_STD_VTERM2 1.70

Start	Stop	Step	Detector	Meas. Time	IF Bandw.	Transducer
Frequency	Frequency	Width				
450.0 kHz	30.0 MHz	0.8 %	QuasiPeak	1.0 s	9 kHz	NSLK8126 2008

**MEASUREMENT RESULT:**

Frequency MHz	Level dBμV	Transd dB	Limit dBμV	Margin dB	Detector	Line	PE
0.495000	38.50	12.0	48	9.4	QP	L1	GND
0.580500	35.90	12.0	48	12.0	QP	L1	GND
0.661500	37.00	11.9	48	10.9	QP	L1	GND
0.814500	36.00	11.9	48	11.9	QP	L1	GND
0.958500	33.20	11.8	48	14.7	QP	L1	GND
1.984500	27.00	11.7	48	20.9	QP	L1	GND

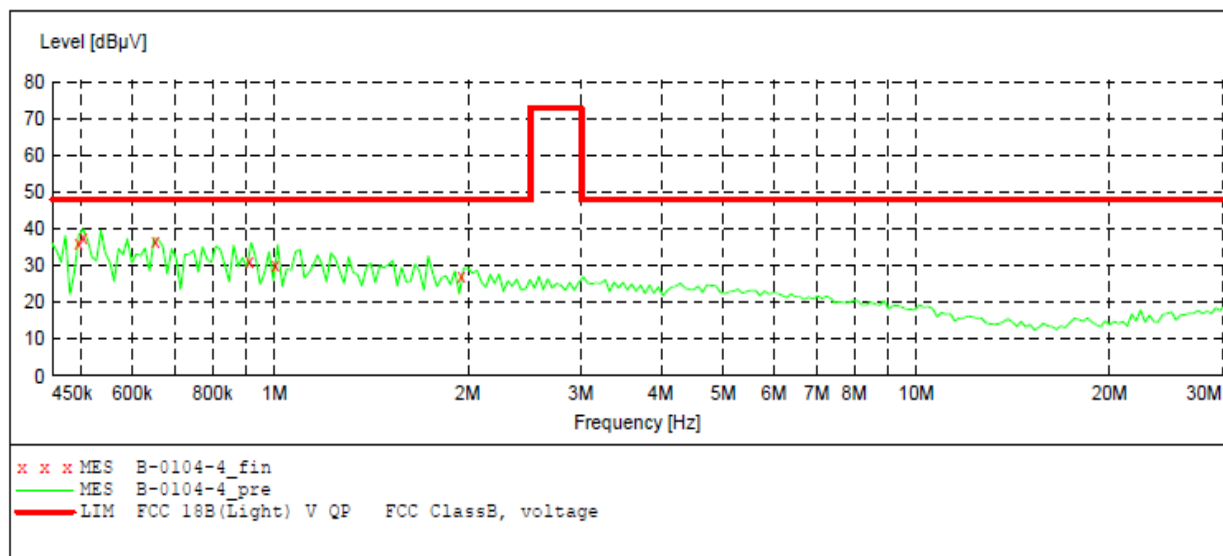
BEST Test Service Shenzhen Co., Ltd.**CONDUCTED EMISSION STANDARD FCC 18B**

EUT: M/N:HLT3GUi8W
 Manufacturer: Homelite
 Operating Condition: ON
 Test Site: 1#Shielding Room
 Operator: Bob
 Test Specification: N 120V/60Hz
 Comment:
 Start of Test: 1/17/2012

SCAN TABLE: "V 450K-30MHz fin"

Short Description: _SUB_STD_VTERM2 1.70

Start	Stop	Step	Detector	Meas.	IF	Transducer
Frequency	Frequency	Width		Time	Bandw.	
450.0 kHz	30.0 MHz	0.8 %	QuasiPeak	1.0 s	9 kHz	NSLK8126 2008

**MEASUREMENT RESULT:**

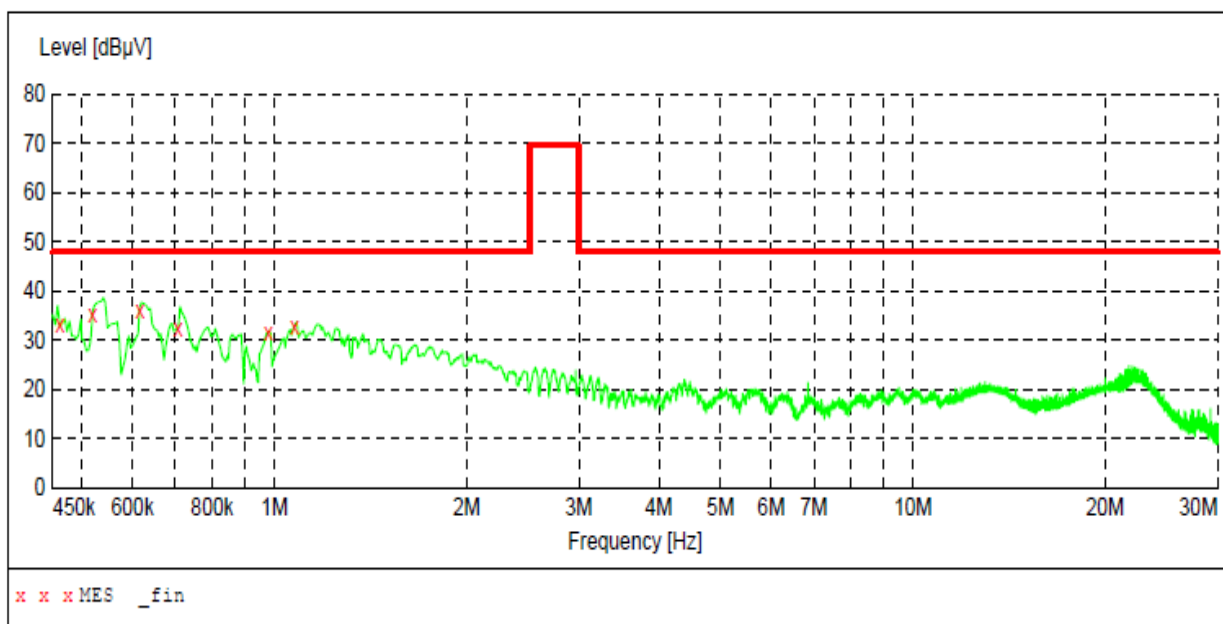
Frequency MHz	Level dBμV	Transd dB	Limit dBμV	Margin dB	Detector	Line	PE
0.495000	36.10	12.0	48	11.8	QP	N	GND
0.504000	37.70	12.0	48	10.2	QP	N	GND
0.652500	36.40	11.9	48	11.5	QP	N	GND
0.913500	31.00	11.9	48	16.9	QP	N	GND
1.003500	30.10	11.8	48	17.8	QP	N	GND
1.953000	27.20	11.7	48	20.7	QP	N	GND

BEST Test Service Shenzhen Co., Ltd.**Voltage Mains Test FCC PART 18**

EUT: Fluorescent Lamp Tube M/N:HLT9C22W
Manufacturer: Homelite
Operating Condition: ON
Test Site: 3# SHIELDED ROOM
Operator: David
Test Specification: AC 120V/60Hz
Comment:
Start of Test: 01/17/2012

SCAN TABLE: "FCC 18 LIGHT FIN"

Short Description: 150K-30M Voltage

**MEASUREMENT RESULT:**

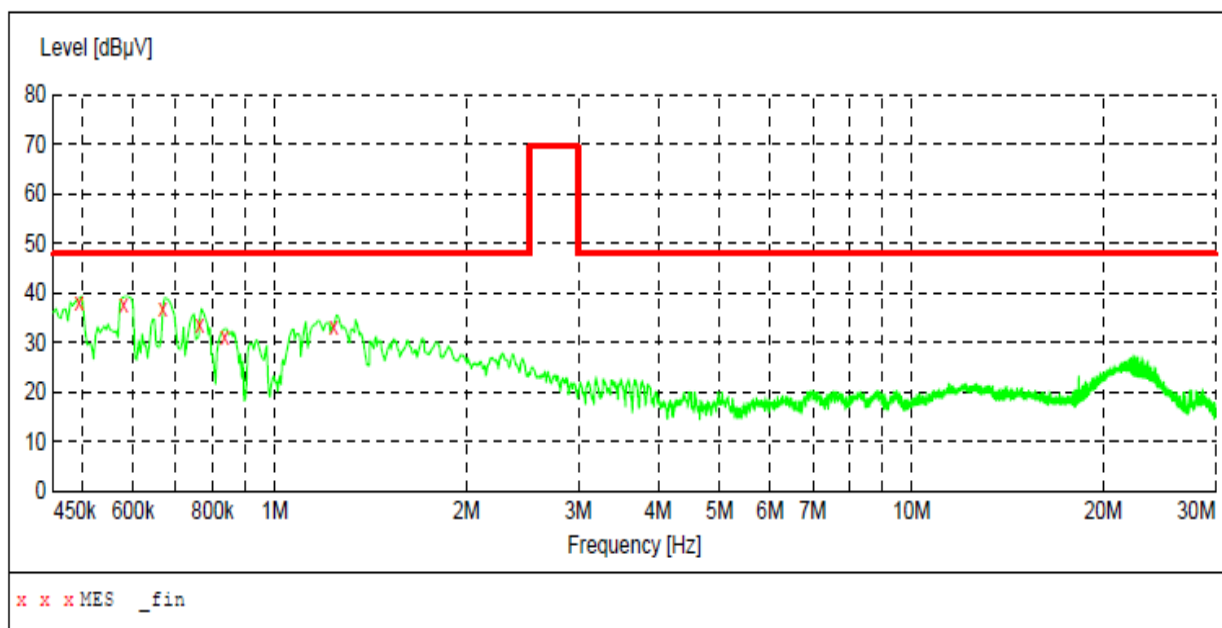
Frequency MHz	Level dBµV	Transd dB	Limit dBµV	Margin dB	Detector	Line	PE
0.462000	33.00	10.2	48	14.9	QP	L1	GND
0.520000	35.30	10.2	48	12.6	QP	L1	GND
0.616000	36.00	10.2	48	11.9	QP	L1	GND
0.708000	32.40	10.2	48	15.5	QP	L1	GND
0.980000	31.60	10.3	48	16.3	QP	L1	GND
1.076000	32.80	10.4	48	15.1	QP	L1	GND

BEST Test Service Shenzhen Co., Ltd.**Voltage Mains Test FCC PART 18**

EUT: Fluorescent Lamp Tube M/N:HLT9C22W
Manufacturer: Homelite
Operating Condition: ON
Test Site: 3# SHIELDED ROOM
Operator: David
Test Specification: AC 120V/60Hz
Comment:
Start of Test: 01/17/2012

SCAN TABLE: "FCC 18 LIGHT FIN"

Short Description: 150K-30M Voltage

**MEASUREMENT RESULT:**

Frequency MHz	Level dBμV	Transd dB	Limit dBμV	Margin dB	Detector	Line	PE
0.494000	37.90	10.2	48	10.0	QP	N	GND
0.580000	37.60	10.2	48	10.3	QP	N	GND
0.668000	37.00	10.2	48	10.9	QP	N	GND
0.764000	33.70	10.2	48	14.2	QP	N	GND
0.836000	31.30	10.2	48	16.6	QP	N	GND
1.240000	33.00	10.4	48	14.9	QP	N	GND