

FCC PART 18

EMI MEASUREMENT AND TEST REPORT

for

Homelite Limited

No.319 Jiugan Rd , Sijing Town ,Songjiang District , Shanghai , China. 201601

FCC ID: WSUBFR1012

Sep 14, 2010

Product Name: CFL

Model No: HLFR11W,HLFR15W,HLFR23W;

Sample

Received Date: July 25, 2010

Test

Performed Date: July 30, 2010

Test Engineer: David Zhang

David Zhang

Reviewed By: Steven Hsu

Steven Hsu

Prepared By: BEST Test Service Shenzhen Co., Ltd.

C, 310-316, Huameiju Business Center, 82 Block, Baoan District, Shenzhen,
China

TEL: +86-755-28236006

FAX: +86-755-28236249

Email: certification@bestcert.cn



NVLAP LAB CODE 200770-G

Note: The test report only allows to be revised within the retention period unless further standard or the requirement was noticed. This report is for the exclusive use of BEST's Client and is provided pursuant to the agreement between BEST and its Client. BEST's responsibility and Liability are limited to the terms and conditions of the agreement. BEST assumes no liability to any party, other than to the Client in accordance with the agreement, for any loss, expense or damage occasioned by the use of this report. Only the Client is authorized to permit copying or distribution of this report and then only in its entirety. Any use of the BEST name or one of its marks for the sale or advertisement of the tested material, product or service must first be approved in writing by BEST. The observations and test results in this report are relevant only to the sample tested. This report by itself does not that the material, product, of service is or has ever been under an BEST certification program. National Voluntary Laboratory Accreditation Program (NVLAP) has accredited this laboratory under ISO17025: 2005 for specific laboratory activities as listed in the NVLAP directory of accredited laboratories. The results shown in this report were determined by this laboratory in accordance with its terms of accreditation.

TABLE OF CONTENTS

GENERAL INFORMATION	3
PRODUCT DESCRIPTION FOR EQUIPMENT UNDER TEST (EUT)	3
OBJECTIVE	3
RELATED SUBMITTAL(S)/GRANT(S)	3
TEST METHODOLOGY	3
TEST FACILITY	3
SYSTEM TEST CONFIGURATION	4
JUSTIFICATION	4
SCHEMATICS / BLOCK DIAGRAM	4
EQUIPMENT MODIFICATIONS	4
CONFIGURATION OF TEST SYSTEM	4
TEST SETUP BLOCK DIAGRAM	4
CONDUCTED EMISSIONS TEST DATA	5
APPLICABLE STANDARD	5
MEASUREMENT UNCERTAINTY	5
EUT SETUP	5
TEST EQUIPMENTS	6
TEST PROCEDURE	6
SUMMARY OF TEST RESULTS	6
CONDUCTED EMISSIONS TEST DATA AND PLOTS	7

GENERAL INFORMATION

Product Description for Equipment under Test (EUT)

The Homelite Limited's model HLFR11W,HLFR15W,HLFR23W; or the "EUT" as referred to in this report is CFL, rated input voltage: AC 120V/60Hz, operation frequency between 40 KHz to 60 KHz.

Model	HLFR11W	Electrical Power	11W
Model	HLFR15W	Electrical Power	15W
Model	HLFR23W	Electrical Power	23W

The test data was only good for the test sample. It may have deviation for other test sample.

Objective

The following test report is prepared on behalf of Homelite Limited. in accordance with Part 2, Subpart J, and Part 18, Subparts A, B, and C of the Federal Communication Commissions rules and regulations.

The objective of the manufacturer is to demonstrate compliance with FCC Part 18 limit requirements for Industrial, Scientific, and Medical Equipment.

Related Submittal(s)/Grant(s)

No Related Submittals.

Test Methodology

All measurements contained in this report were conducted with MP-5 1986, FCC Method of measurements of radio noise emission from Industrial, Scientific and Medical equipments.

Test Facility

All measurement facilities used to collect the data are located at Huatongwei Building , Keji Rd, 12 S, high-Tech Park, Nanshan District, Shenzhen, China.

The sites are constructed in conformance with the requirements of ANSI C63.7/634 and CISPR 22, The site was accredited by FCC (662850), A2LA(2243.01) and CNAL (L1225)

SYSTEM TEST CONFIGURATION

Justification

The EUT was tested under normal mode as used by a common (typical) user.

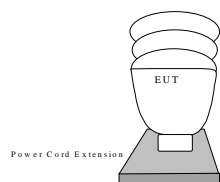
Schematics / Block Diagram

N/A.

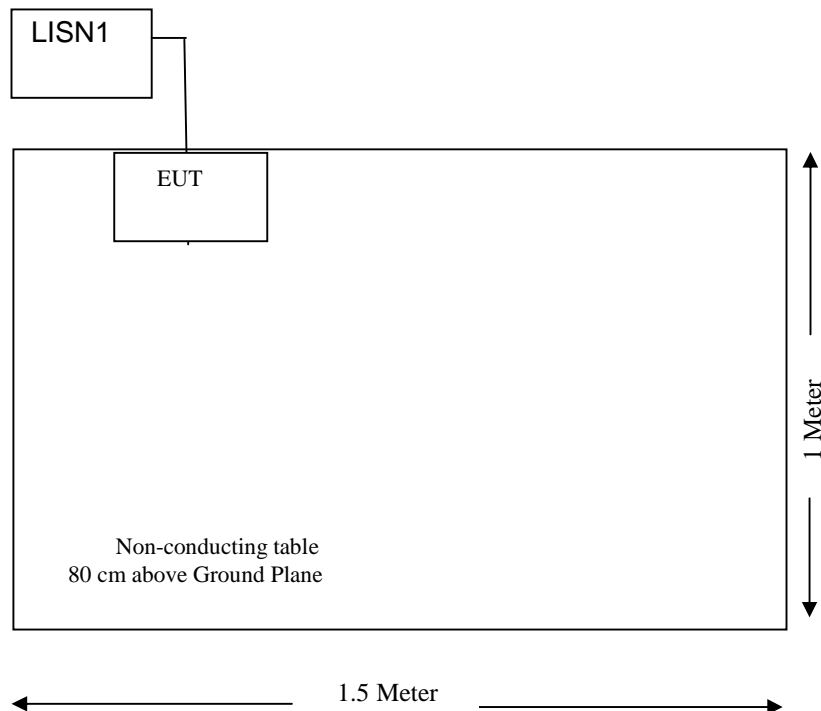
Equipment Modifications

No modifications were made by BEST Test Service Shenzhen Co., Ltd. to ensure the EUT to comply with the application limits and requirements.

Configuration of Test System



Test Setup Block Diagram



CONDUCTED EMISSIONS TEST DATA

Applicable Standard

For the following equipment, when designed to be connected to the public utility (AC) power line the radio frequency voltage that is conducted back onto the AC power line on any frequency or frequencies shall not exceed the limits in the following tables. Compliance with the provisions of this paragraph shall be based on the measurement of the radio frequency voltage between each power line and ground at the power terminal using a 50 μ H/50 ohms line impedance stabilization network (LISN).

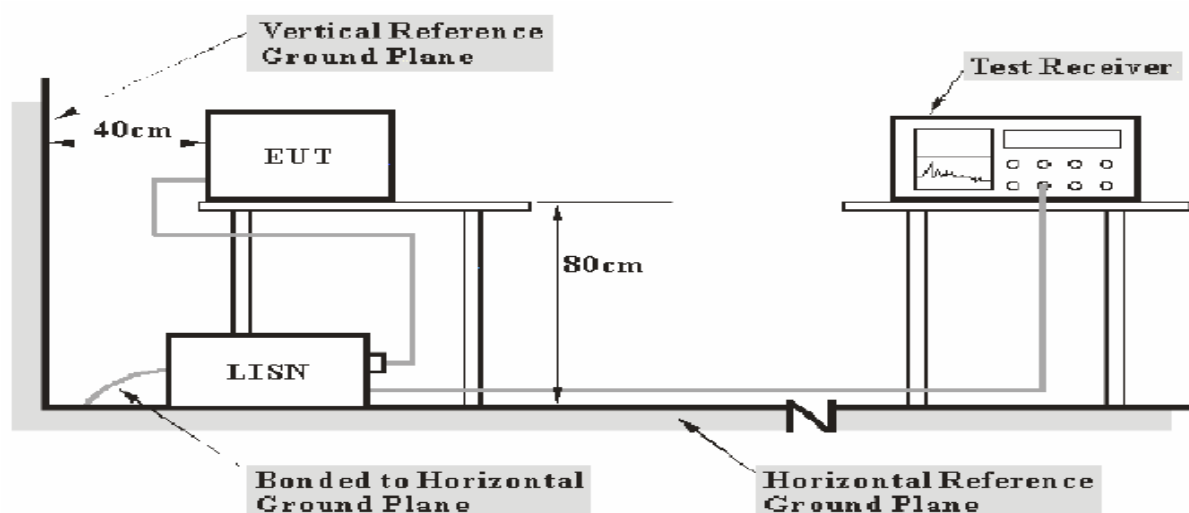
Frequency Range (MHz)	Max RF Voltage (μ V)	Max RF Voltage (dBuV)
Non-consumer equipment		
0.45 to 1.6	1,000	60.0
1.6 to 30	3,000	69.0
Consumer equipment		
0.45 to 2.51	250	48.0
2.51 to 3.0	3000	69.0
3.0 to 30	250	48.0

Measurement Uncertainty

All measurements involve certain levels of uncertainties, especially in field of EMI. The factors contributing to uncertainties are EMI Test Receiver, cable loss, and LISN.

Based on NIS 81, The Treatment of Uncertainty in EMI Measurements, the best estimate of the uncertainty of any conducted emissions measurement at BEST TEST SERVICE Shenzhen CO., LTD. is ± 2.0 dB.

EUT Setup



- Note: 1. Support units were connected to second LISN.
 2. Both of LISNs (AMN) 80 cm from EUT and at the least 80 cm from other units and other metal planes support units.

The setup of EUT is according with MP-5 measurement procedure. The specification used was the FCC Part 18 limits.

The EUT was connected to the power cord extension and placed on the left of the back edge on the test table.

The power cord extension was connected with 120 VAC/60 Hz power source.

Test Equipments

Manufacturer	Description	Model	Serial Number	Cal. Date	Cal. Due. Date
ROHDE & SCHWARZ	EMI TEST RECEIVER	ESCS30	100038	2010-08-05	2011-08-05
ROHDE & SCHWARZ	L.I.S.N	ESH2-Z5	100028	2010-08-05	2011-08-05
ROHDE & SCHWARZ	Pulse Limiter	ESHSZ2	100044	2010-08-05	2011-08-05

Statement of traceability: BEST attests that all calibrations have been performed per the CNAL /A2LA requirements, traceable to NIM China

Test Procedure

During the conducted emission test, the power cord of the power cord extension was connected to the auxiliary outlet of the first LISN.

Maximizing procedure was performed on the six (6) highest emissions to ensure that the EUT is compliant with all installation combination.

All data was recorded in the peak detection mode. Quasi-peak readings were only performed when an emission was found to be marginal (within 4 dB μ V of specification limits). Quasi-peak readings are distinguished with a "Qp".

The EUT was tested under the normal modes during the final qualification test to represent the worst-case results.

Summary of Test Results

Pass

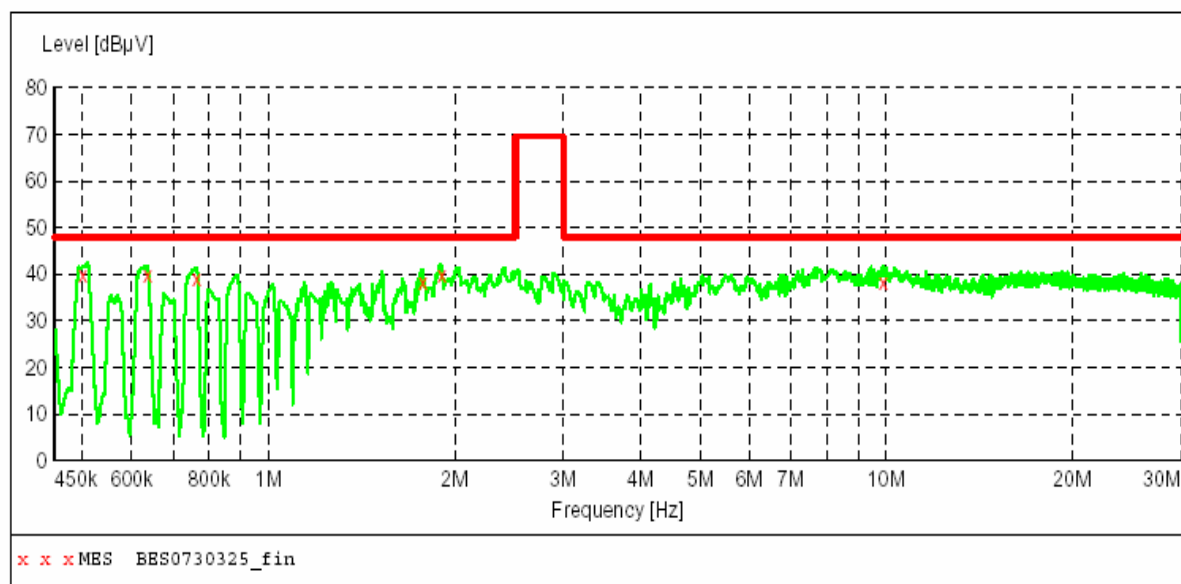
The EUT complied with the FCC 18 Conducted margin for industry, scientific and medical device, and with the worst margin reading of:

Conducted Emissions Test Data and Plots**BEST TEST SERVICE SHENZHEN CO.,LTD****Voltage Mains Test FCC Part 18**

EUT: CFL M/N:HLFR11W
Manufacturer: Homelite
Operating Condition: ON
Test Site: 3# SHIELDED ROOM
Operator: GENE
Test Specification: AC 120V/60Hz
Comment:
Start of Test: 7/30/2010

SCAN TABLE: "Voltage (9K-30M)FIN"

Short Description: 150K-30M Voltage

**MEASUREMENT RESULT: "BES0730325_fin"**

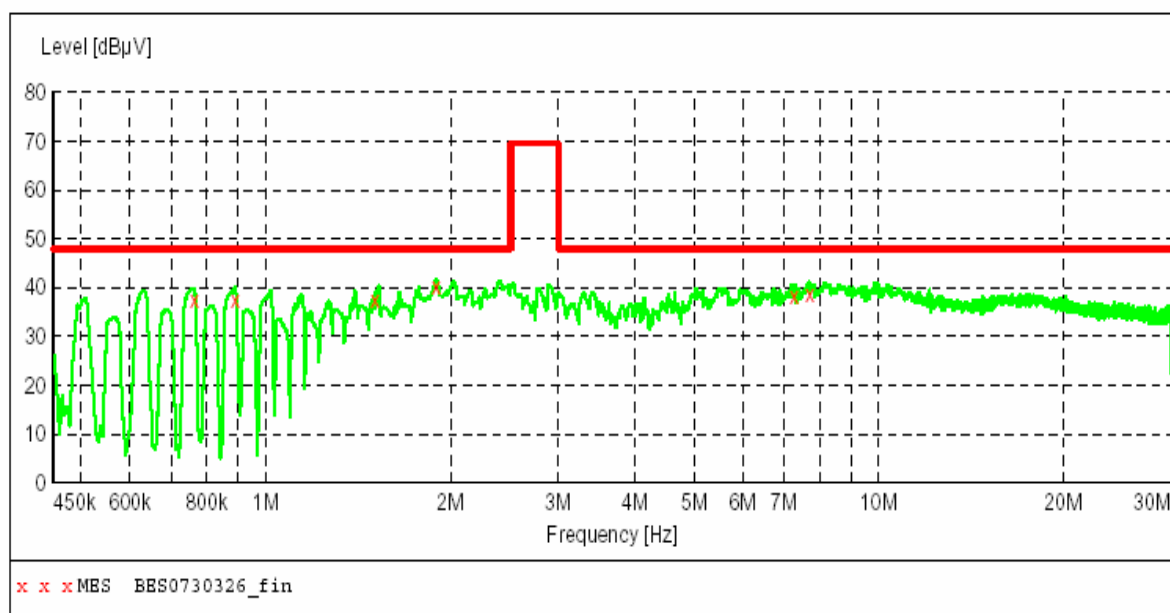
Frequency MHz	Level dBuV	Transd dB	Limit dBuV	Margin dB	Detector	Line	PE
0.501000	39.90	10.1	48	8.0	QP	N	GND
0.636000	39.60	10.1	48	8.3	QP	N	GND
0.762000	39.10	10.1	48	8.8	QP	N	GND
1.779000	38.20	10.2	48	9.7	QP	N	GND
1.905000	39.90	10.2	48	8.0	QP	N	GND
9.861000	38.10	10.6	48	9.8	QP	N	GND

BEST TEST SERVICE SHENZHEN CO.,LTD**Voltage Mains Test FCC Part 18**

EUT: CFL M/N:HLFR11W
Manufacturer: Homelite
Operating Condition: ON
Test Site: 3# SHIELDED ROOM
Operator: GENE
Test Specification: AC 120V/60Hz
Comment:
Start of Test: 7/30/2010

SCAN TABLE: "Voltage (9K-30M) FIN"

Short Description: 150K-30M Voltage

**MEASUREMENT RESULT: "BES0730326_fin"**

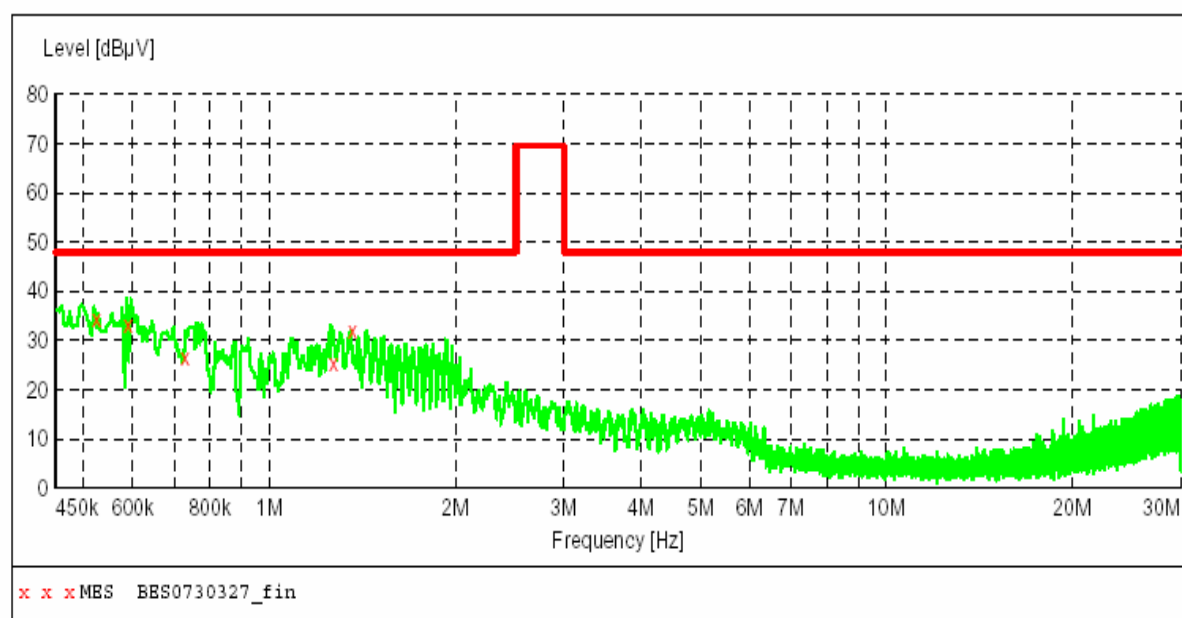
Frequency MHz	Level dBμV	Transd dB	Limit dBμV	Margin dB	Detector	Line	PE
0.762000	37.40	10.1	48	10.5	QP	L1	GND
0.888000	37.60	10.1	48	10.3	QP	L1	GND
1.509000	37.40	10.2	48	10.5	QP	L1	GND
1.896000	40.00	10.2	48	7.9	QP	L1	GND
7.273500	38.00	10.3	48	9.9	QP	L1	GND
7.701000	38.40	10.3	48	9.5	QP	L1	GND

BEST TEST SERVICE SHENZHEN CO.,LTD**Voltage Mains Test FCC Part 18**

EUT: CFL M/N:HLFR15W
Manufacturer: Homelite
Operating Condition: ON
Test Site: 3# SHIELDED ROOM
Operator: GENE
Test Specification: AC 120V/60Hz
Comment:
Start of Test: 7/30/2010

SCAN TABLE: "Voltage (9K-30M) FIN"

Short Description: 150K-30M Voltage

**MEASUREMENT RESULT: "BES0730327_fin"**

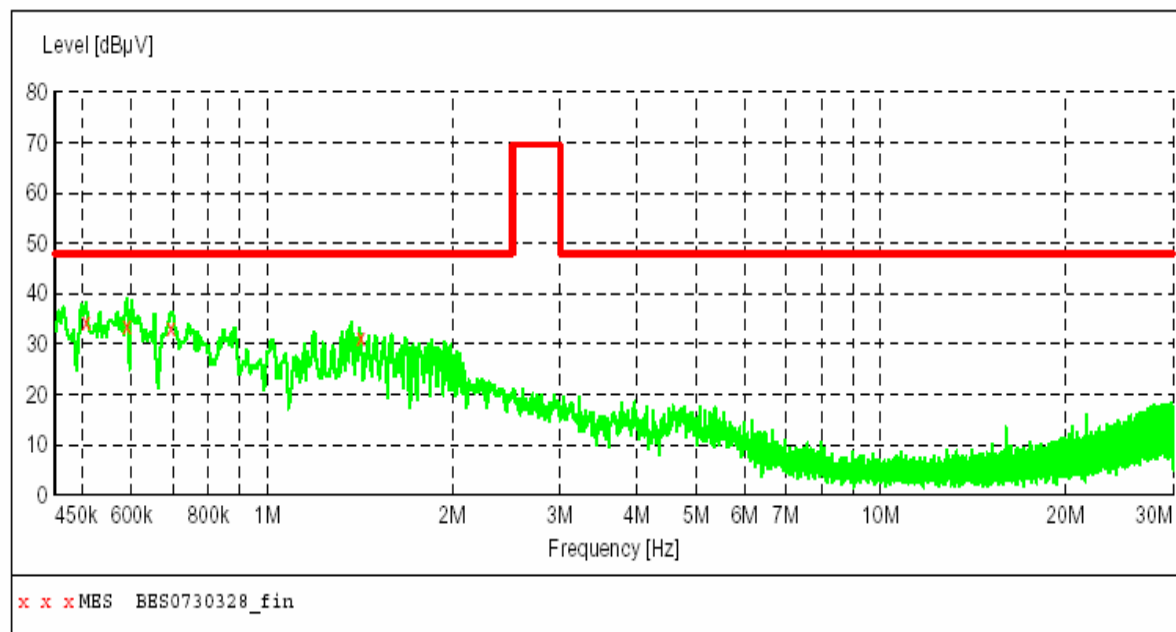
Frequency MHz	Level dBμV	Transd dB	Limit dBμV	Margin dB	Detector	Line	PE
0.523500	34.10	10.1	48	13.8	QP	L1	GND
0.591000	33.00	10.1	48	14.9	QP	L1	GND
0.730500	26.50	10.1	48	21.4	QP	L1	GND
1.266000	25.20	10.2	48	22.7	QP	L1	GND
1.360500	31.90	10.2	48	16.0	QP	L1	GND

BEST TEST SERVICE SHENZHEN CO.,LTD**Voltage Mains Test FCC Part 18**

EUT: CFL M/N:HLFR15W
Manufacturer: Homelite
Operating Condition: ON
Test Site: 3# SHIELDED ROOM
Operator: GENE
Test Specification: AC 120V/60Hz
Comment:
Start of Test: 7/30/2010

SCAN TABLE: "Voltage (9K-30M)FIN"

Short Description: 150K-30M Voltage

**MEASUREMENT RESULT: "BES0730328_fin"**

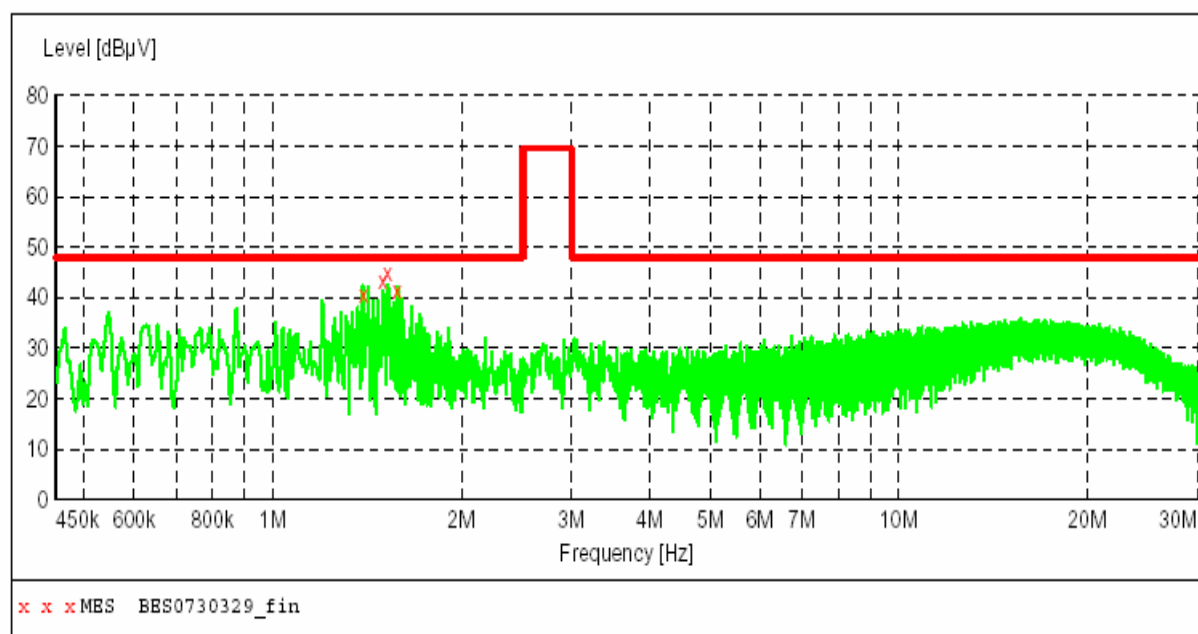
Frequency MHz	Level dBuV	Transd dB	Limit dBuV	Margin dB	Detector	Line	PE
0.505500	34.10	10.1	48	13.8	QP	N	GND
0.591000	33.60	10.1	48	14.3	QP	N	GND
0.694500	33.10	10.1	48	14.8	QP	N	GND
1.414500	31.10	10.2	48	16.8	QP	N	GND

BEST TEST SERVICE SHENZHEN CO.,LTD**Voltage Mains Test FCC Part 18**

EUT: CFL M/N:HLFR23W
Manufacturer: Homelite
Operating Condition: ON
Test Site: 3# SHIELDED ROOM
Operator: GENE
Test Specification: AC 120V/60Hz
Comment:
Start of Test: 7/30/2010

SCAN TABLE: "Voltage (9K-30M) FIN"

Short Description: 150K-30M Voltage

**MEASUREMENT RESULT: "BES0730329_fin"**

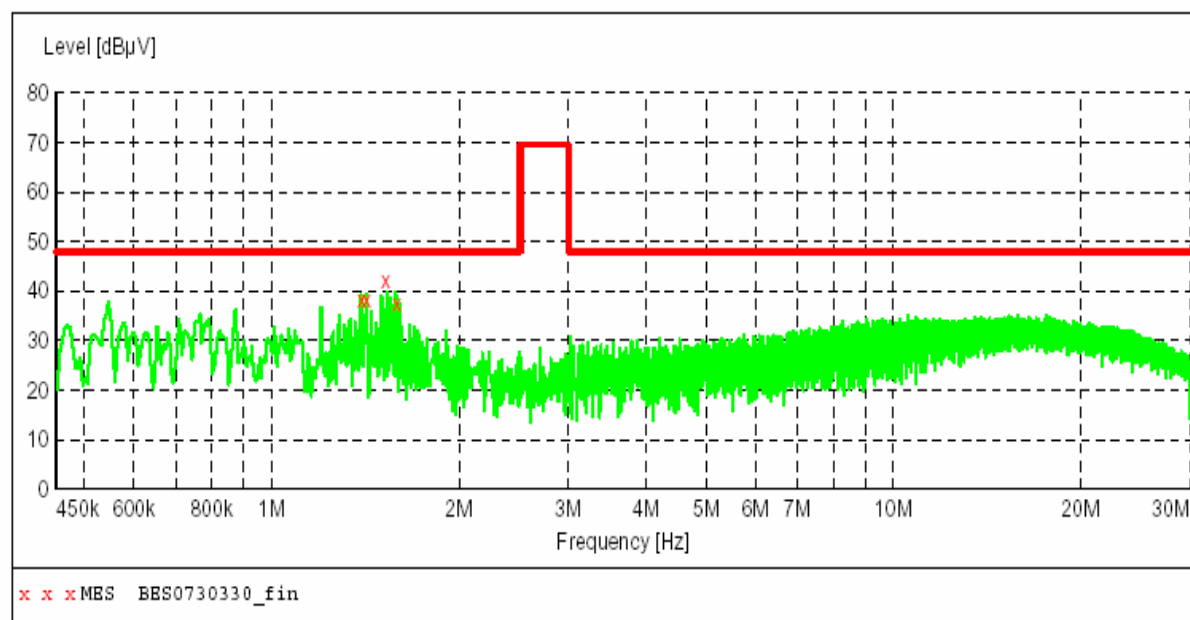
Frequency MHz	Level dBμV	Transd dB	Limit dBμV	Margin dB	Detector	Line	PE
1.392000	40.70	10.2	48	7.2	QP	N	GND
1.500000	43.20	10.2	48	4.7	QP	N	GND
1.527000	44.70	10.2	48	3.2	QP	N	GND
1.581000	41.20	10.2	48	6.7	QP	N	GND

BEST TEST SERVICE SHENZHEN CO.,LTD**Voltage Mains Test FCC Part 18**

EUT: CFL M/N:HLFR23W
Manufacturer: Homelite
Operating Condition: ON
Test Site: 3# SHIELDED ROOM
Operator: GENE
Test Specification: AC 120V/60Hz
Comment:
Start of Test: 7/30/2010

SCAN TABLE: "Voltage (9K-30M) FIN"

Short Description: 150K-30M Voltage

**MEASUREMENT RESULT: "BES0730330_fin"**

Frequency MHz	Level dBμV	Transd dB	Limit dBμV	Margin dB	Detector	Line	PE
1.392000	38.00	10.2	48	9.9	QP	L1	GND
1.419000	38.30	10.2	48	9.6	QP	L1	GND
1.527000	42.20	10.2	48	5.7	QP	L1	GND
1.585500	37.50	10.2	48	10.4	QP	L1	GND