2.4G 5-Key Nano Wireless Mouse

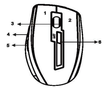

No.	Functions
1	Left Button
2	Right Button
3	Scroll Wheel
4	Forward Button
5	Backward Button
6	□PI Select Switch (500/1000 □PI)

FCC ID:WSN82-010

QUICK LNSTALLATION GUIDE

1

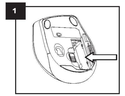

- Open the battery cover located under the mouse and install 2 AAA batteries according to their polarity (+/-).

2

- Pull out the Nao Receiver from the mouse as the photo above, and the mouse will be power on (Put the Nano Receiver back to the slot in the mouse to power off).

3

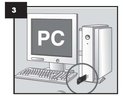

- Turn on your PC and plug the Nano Receiver into the USB port. The mouse is "plug and play", therefore, the mouse will be functional automatically.

SPECIFICATIONS

- Dimension: 104.6*60.2*36.8mm (Mouse)
- 19.1*14.6*6.1mm (Receiver)
- Weight: 85g (Mouse & Receiver)
- Button: 5 button design
- Button Life: 3,000,000 times
- Tracking Resolution: 500/1000 DPI
- Max Speed (FPS): 6400 frame rate
- Module Type: 2.4GHz optical or laser
- Interface: 2.4 GHz Nano-receiver
- Battery : AAAx2 batteries
- Power Consumption: 20mA, DC 5V
- Compatible OS: Windows ME/2000/XP/Vista/windows 7 & Mac OS

FCC ID: WSN82-010

1. This device complies with Part 15 of the FCC Rules. Operation is subject to the following two conditions:
   (1) This device may not cause harmful interference, and
   (2) This device must accept any interference received, including interference that may cause undesired operation.
2. Changes or modifications not expressly approved by the party responsible for compliance could void the user's authority to operate the equipment.