

Doro 824

Quick Start Guide

English



Consumer Cellular®



FULL MANUAL

For further information and the full manual please visit
ConsumerCellular.com/Doro824

GET STARTED

Insert SIM card, battery and memory card

The SIM card and battery are normally pre-installed for you. Follow these instructions should you ever need to access them yourself.

Remove the battery cover

Important!

Be careful not to damage your fingernails when you remove the battery cover. Do not bend or twist the battery cover excessively as it may get damaged.



Insert the SIM card

Important!

This device is compatible with micro SIM or 3FF SIM cards.



Insert the memory card (optional)

Important!

Compatible card types: microSD, microSDHC. Some phones may have a pre installed memory card.



CAUTION

Use only compatible cards with this device. Use of incompatible cards may damage the card or the device, and may corrupt data stored on the card. Take care not to scratch or bend the contacts on the cards.

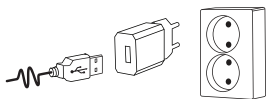
Insert the battery (required)



Charge the phone

Caution

Only use batteries, charger and accessories that have been approved for use with this particular model. Connecting other accessories may be dangerous and may void the phone's type approval and guarantee.





A




B






1. Insert the small end  of the USB cable into the charging port of the phone (A) or into the charging port of the cradle (B).
2. Insert the other end  of the USB cable to the AC adapter that you plug into a wall socket or to a USB port on a computer.


If the phone is turned off during charging, the phone will still charge. Press the  **Power button** to view charging status.

Note! To save power, the display will lock after a set time. Press the  **Power button** to activate the screen.

Turn the phone on and off



Turn on the phone

1. Press and hold the  **Power button** located on the side until the phone vibrates.
2. Enter your SIM card PIN if requested, then select  to confirm. Select  to delete characters.
3. Wait for the phone to start.



Note! When turning on your phone, the installed applications may need to be updated and this can take a few minutes depending on the internet connection. This will require an Internet connection, it is preferable to use a Wi-Fi connection to reduce data costs.

Turn off the phone

1. Press and hold down the  **Power button** until the options menu opens.
2. In the options menu, select **Power off**  **OK**.

GENERAL INFORMATION

SAFETY INSTRUCTIONS



CAUTION

The unit and the accessories can contain small parts. Keep all of the equipment out of the reach of small children. The AC adapter is the disconnect device between the product and AC power. The AC socket outlet must be close to the equipment and easily accessible.

Operating environment

Follow the rules and laws that apply wherever you are, and always turn off the unit whenever its use is prohibited or can cause interference or hazards. Only use the unit in its normal user position.

This unit complies with guidelines for radiation when it is used either in a normal position against your ear, or when it is at least 0.4 in (1.0 cm) from your body. If the unit is carried close to your body in a case, belt holder or other holder, these holders should not contain any metal, and should be placed at a distance from your body as specified above. Make sure that the distance instructions above are followed until the transfer is complete.

Parts of the unit are magnetic. The unit can attract metal objects. Do not keep credit cards or other magnetic media near the unit. There is a risk that information stored on them can be erased.

Medical units

The use of equipment that transmits radio signals, such as mobile phones, can interfere with insufficiently protected medical equipment. Consult a doctor or the manufacturer of the equipment to determine if it has adequate protection against external radio signals, or if you have any questions. If notices have been put up at health care facilities instructing you to turn off the unit while you are there, you should comply. Hospitals and other health care facilities sometimes use equipment that can be sensitive to external radio signals.

Implanted medical devices

To avoid potential interference, manufacturers of implanted medical devices recommend a minimum separation of 6 in (15 cm) between a wireless device and the medical device. Persons who have such devices should:

- Always keep the wireless device more than 6 in (15 cm) from the medical device.
- Not carry the wireless device in a breast pocket.
- Hold the wireless device to the ear opposite the medical device.

If you have any reason to suspect that interference is taking place, turn the phone off immediately. If you have any questions about using your wireless device with an implanted medical device, consult your health care provider.

Areas with explosion risk

Always turn off the unit when you are in an area where there is a risk of explosion. Follow all signs and instructions. There is a risk of explosions in places where you are normally requested to turn off your car engine. In these areas, sparks can cause an explosion or fire which can lead to personal injury or even death.

Turn off the unit at filling stations, and any other place that has fuel pumps and auto repair facilities.

Follow the restrictions that apply to the use of radio equipment near places where fuel is stored and sold, chemical factories and places where blasting is in progress.

Areas with risk for explosion are often – but not always – clearly marked. This also applies to areas such as below decks on ships; the transport or storage of chemicals; vehicles that use liquid fuel (such as propane or butane); areas where the air contains chemicals or particles, such as grain, dust or metal powder.

Li-ion battery

This product contains a Li-ion battery. There is a risk of fire and burns if the battery pack is handled improperly.



WARNING

There is a danger of explosion if a battery is incorrectly replaced. To reduce risk of fire or burns, do not disassemble, crush, puncture, short external contacts, expose to temperature above 60° C (140° F), or dispose of in fire or water. Recycle or dispose of used batteries according to the local regulations or reference guide supplied with your product.

Protect your hearing



WARNING

Excessive exposure to loud sounds can cause hearing damage. Exposure to loud sounds while driving may distract your attention and cause an accident. Listen to a headset at a moderate level, and do not hold the device near your ear when the speakerphone is in use.

Emergency calls

Important!

Mobile phones use radio signals, the mobile phone network, the terrestrial network and user-programmed functions. This means that connection cannot be guaranteed in all circumstances. Therefore, never rely only on a mobile phone for very important calls such as medical emergencies.

Vehicles

Radio signals can affect electronic systems in motor vehicles (for example, electronic fuel injection, ABS brakes, automatic cruise control, air bag systems) that have been incorrectly installed or are inadequately protected. Contact the manufacturer or its representative for more information about your vehicle or any additional equipment.

Do not keep or transport flammable liquids, gases or explosives together with the unit or its accessories. Most vehicles come equipped with air bags; keep in mind that air bags fill immediately with considerable force. Do not place objects, including fixed or portable radio equipment in the area above the airbag or the area where it might expand. Serious injuries may occur if the airbag deploys near mobile phone equipment that is incorrectly installed.

It is prohibited to use the unit in flight. Turn off the unit before you board a plane. Using wireless telecom units inside a plane can pose risks to air safety and interfere with telecommunications. It may also be illegal.

Driving safely

Adapted from CTIA-The Wireless Association®



WARNING

Use of this unit alone or with headphones (even if used only in one ear) while driving a motor vehicle or riding a bicycle is dangerous and is illegal in some areas, and the user should not engage in such conduct. Driving while operating a mobile phone is distracting and could cause serious injury or death.

If you use this unit while driving or riding a bicycle, keep in mind the following guidelines:

- **Give full attention to driving and to the road.**

Using a mobile device while driving may be distracting. If you find it disruptive or distracting while operating any type of vehicle, riding a bicycle, or performing any activity that requires your full attention, pull off the road and park before making or answering a call.

- **Get to know your phone and its features such as the phone book, call memory, and speakerphone.**

These features help you to place your call without taking your attention off the road. See the applicable portion of this user's guide for more information.

- **Use a hands-free device.**

Add an extra layer of convenience and safety to your unit with one of the many hands-free accessories available.

Use of a headset or other hands-free device may be legally required. Several states have in recent years passed laws making it unlawful to operate a motor vehicle while talking on a wireless phone without use of a headset, speakerphone, or other hands-free device. County and municipal ordinances may also limit or ban wireless conversations for automobile drivers. Check the status of such laws in your area and in locations to which you travel by car. For SMS text messaging, it is a recommended safety practice that you never send or view received text messages while driving; in California, and likely other states in the future, SMS messaging by a driver is also a legal violation.

- **Position phone within easy reach.**

Keep your eyes on the road. If you get an incoming call at an inconvenient time, let your voice mail answer it for you.

- **Assess the traffic before dialing, or place calls when you are not moving or before pulling into traffic.**

Try to plan calls when your car will be stationary. Never dial, send SMS text messages, or enter other text while you are driving.

- **Let the person you are speaking with know you are driving.**

If necessary, suspend the call in heavy traffic or hazardous weather conditions such as rain, sleet, snow, icy roads, and fog.

- **Do not take notes, look up phone numbers, or perform any other activities that require your attention while driving.**

Jotting down a to-do list or flipping through your address book takes attention away from your primary responsibility, which is driving safely.

- **Do not engage in stressful or emotional conversations that may be distracting.** Make people you are talking with aware you are driving and suspend conversations that have the potential to divert your attention from the road.

HEARING AID COMPATIBILITY

Note!

For hearing aid compatibility, you should turn off the Bluetooth connectivity.

Your mobile device model complies with FCC rules (C63.19-2011) governing hearing aid compatibility. These rules require an M3 microphone or higher value. The M-value, shown on the device box and below, refers to lower radio frequency (RF) emissions. A higher M-value generally indicates that a device model has a lower RF emissions level, which may improve the likelihood that the device will operate with certain hearing aids. Some hearing aids are more resistant than others to interference. Please consult your hearing health professional to determine the M rating of your hearing aid and whether your hearing aid will work with this device.

Your device meets the M3/T4 level rating.

TTY COMPATIBILITY

Your mobile device model is compatible with TTY devices. Please check with the manufacturer of your TTY device to ensure that it is compatible with digital cell phones. For further information, please see the full manual.

RF EXPOSURE INFORMATION (SAR)

This model phone meets the government's requirements for exposure to radio waves.

This phone is designed and manufactured not to exceed the emission limits for exposure to radio frequency (RF) energy set by the Federal Communications Commission of the U.S. Government. The exposure standard for wireless mobile phones employs a unit of measurement known as the Specific Absorption Rate, or SAR. The SAR limit set by the FCC is 1.6 W/kg.

*Tests for SAR are conducted using standard operating positions accepted by the FCC with the phone transmitting at its highest certified power level in all tested frequency bands. Although the SAR is determined at the highest certified power level, the actual SAR level of the phone while operating can be well below the maximum value. This is because the phone is designed to operate at multiple power levels so as to use only the power required to reach the network. In general, the closer you are to a wireless base station antenna, the lower the power output.

The highest SAR value for the model phone as reported to the FCC when tested for use at the ear is 0.89 W/kg and when worn on the body, as described in this user guide, is 1.08 W/kg (Body-worn measurements differ among phone models, depending upon available enhancements and FCC requirements.).

While there may be differences between the SAR levels of various phones and at various positions, they all meet the government requirement. The FCC has granted an Equipment Authorization for this model phone with all reported SAR levels evaluated as in compliance with the FCC RF exposure guidelines. SAR information on this model phone is on file with the FCC and can be found under the Display Grant section of <http://www.fcc.gov/oet/ea/fccid> after searching on **FCC ID: WS5DOR0824U**.

For body worn operation, this phone has been tested and meets the FCC RF exposure guidelines for use with an accessory that contains no metal and the positions the handset a minimum of 0.4 in (1.0 cm) from the body. Use of other enhancements may not ensure compliance with FCC RF exposure guidelines. If you do not use a body-worn accessory and are not holding the phone at the ear, position the handset a minimum of 0.4 in (1.0 cm) from your body when the phone is switched on.

*In the United States, the SAR limit for mobile phones used by the public is 1.6 watts/kilogram (W/kg) averaged over one gram of tissue. The standard incorporates a substantial margin of safety to give additional protection for the public and to account for any variations in measurements. SAR values may vary depending on national reporting requirements and the network band.

IC Radiation Exposure Statement

This EUT is compliance with SAR for general population/uncontrolled exposure limits in IC RSS-102 and had been tested in accordance with the measurement methods and procedures specified in IEEE 1528 and IEC 62209. This equipment should be installed and operated with minimum distance 1.0 cm between the radiator and your body. This device and its antenna(s) must not be co-located or operating in conjunction with any other antenna or transmitter.

Cet appareil est conforme aux limites d'exposition DAS incontrôlée pour la population générale de la norme CNR-102 d'Industrie Canada et a été testé en conformité avec les méthodes de mesure et procédures spécifiées dans IEEE 1528 et IEC 62209. Cet appareil doit être installé et utilisé avec une distance minimale de 1,0 cm entre l'émetteur et votre corps. Cet appareil et sa ou ses antennes ne doivent pas être co-localisés ou fonctionner en conjonction avec tout autre antenne ou transmetteur.

DISCLAIMER AND LIMITATION OF LIABILITY

Doro AB and its affiliates, licensees and retailers assume no responsibility for any damage or loss resulting from the use of this guide. Doro AB and its affiliates or licensees assume no responsibility for any loss or claims by third parties that may arise through the use of this software. Doro AB and its affiliates or licensees assume no responsibility for any damage or loss caused by deletion of data as a result of malfunction, dead battery, or repairs. Be sure to make backup copies of all important data on other media to protect against data loss.

TO THE MAXIMUM EXTENT PERMITTED BY APPLICABLE LAW, UNDER NO CIRCUMSTANCES SHALL DORO AB OR ANY OF ITS AFFILIATES, LICENSEES AND RETAILERS BE RESPONSIBLE FOR ANY LOSS OF DATA OR INCOME OR ANY SPECIAL, INCIDENTAL, CONSEQUENTIAL OR INDIRECT DAMAGES HOWSOEVER CAUSED. THE CONTENTS OF THIS DOCUMENT ARE PROVIDED "AS IS." EXCEPT AS REQUIRED BY APPLICABLE LAW, NO WARRANTIES OF ANY KIND, EITHER EXPRESS OR IMPLIED, INCLUDING, BUT NOT LIMITED TO, THE IMPLIED WARRANTIES OF MERCHANTABILITY AND FITNESS FOR A PARTICULAR PURPOSE, ARE MADE IN RELATION TO THE ACCURACY, RELIABILITY, OR CONTENTS OF THIS DOCUMENT. DORO AB RESERVES THE RIGHT TO REVISE THIS DOCUMENT OR WITHDRAW IT AT ANY TIME WITHOUT PRIOR NOTICE.

FCC/INDUSTRY CANADA NOTICE

This device complies with part 15 of the FCC Rules and Industry Canada license-exempt RSS standard(s). Operation is subject to the following two conditions: (1) This device may not cause harmful interference, and (2) this device must accept any interference received, including interference that may cause undesired operation.

This equipment has been tested and found to comply with the limits for a Class B digital device, pursuant to part 15 of the FCC Rules/Canadian ICES-003. These limits are designed to provide reasonable protection against harmful interference in a residential installation. This equipment generates, uses and can radiate radio frequency energy and, if not installed and used in accordance with the instructions, may cause harmful interference to radio communications. However, there is no guarantee that interference will not occur in a particular installation. If this equipment does cause harmful interference to radio or television reception, which can be determined by turning the equipment off and on, the user is encouraged to try to correct the interference by one or more of the following measures:

- Reorient or relocate the receiving antenna.
- Increase the separation between the equipment and the receiver.
- Connect the equipment to an outlet on a circuit different from that to which the receiver is connected.
- Consult the dealer or an experienced radio/TV technician for help.

The FCC or Industry Canada can require you to stop using your unit if such interference cannot be eliminated.

Doro has not approved any changes or modifications to this device by the user. Any changes or modifications could void the user's authority to operate the equipment.

Cet appareil est conforme aux dispositions de la partie 15 des règles de la FCC et des normes CNR d'Industrie Canada sur les appareils radio exempts de licence. Son utilisation est assujettie aux deux conditions suivantes : (1) Cet appareil ne doit pas causer d'interférence nuisible; et (2) cet appareil doit accepter toute interférence reçue, y compris l'interférence qui pourrait causer un fonctionnement non désiré.

Cet équipement a été testé et jugé conforme aux limites d'un appareil numérique de la Classe B, en vertu de la partie 15 des règles de la FCC et de la NMB-003 canadienne. Ces limites sont conçues pour fournir une protection raisonnable contre l'interférence nuisible dans une installation résidentielle. Cet équipement génère, utilise et peut émettre de l'énergie radiofréquence et, s'il n'est pas installé et utilisé conformément aux instructions, peut causer une interférence nuisible aux communications radio. Toutefois, il n'est pas garanti que l'interférence ne se produira pas dans une installation particulière. Si cet équipement cause une interférence nuisible à la réception radio ou de programmes de télévision, laquelle peut être déterminée en éteignant et en allumant l'équipement, l'utilisateur est encouragé à essayer de corriger l'interférence par l'une ou plusieurs des mesures suivantes :

- Réorientez ou relocalisez l'antenne de réception.
 - Augmentez la séparation entre l'équipement et le receveur.
 - Connectez l'équipement à une prise sur un circuit différent de celui auquel le receveur est connecté.
 - Consultez le vendeur ou un technicien radio/de télévision pour obtenir de l'aide.
- La FCC ou Industrie Canada peut vous obliger à arrêter d'utiliser votre appareil si une telle interférence ne peut pas être éliminée.

Doro n'a pas approuvé les changements ou modifications apportés à cet appareil par l'utilisateur. Tous les changements ou modifications apportés peuvent entraîner la révocation de l'autorisation d'utilisation de l'appareil.

CARE AND MAINTENANCE

Your unit is a technically advanced product and should be treated with the greatest care. Negligence may void the warranty.

- Protect the unit from moisture. Rain, snow, humidity, and all types of liquids can contain substances that corrode the electronic circuits. If the unit gets wet, you should immediately power off the phone, remove the battery and allow the unit to dry completely before you replace it.
- Do not use or keep the unit in dusty, dirty environments. The unit's moving parts and electronic components can be damaged.
- Do not keep the unit in warm places. High temperatures can reduce the lifespan for electronic equipment, damage batteries and distort or melt certain plastics.
- Do not keep the unit in cold places. When the unit warms up to normal temperature, condensation can form on the inside and can damage the electronic circuits.
- Do not try to open the unit in any other way than that which is indicated here.
- Do not drop or shake the unit. If it is treated roughly the circuits and precision mechanics can be broken.
- Do not use strong chemicals to clean the unit.
- Do not disassemble, open, crush, bend, deform, puncture or shred.
- Do not modify or remanufacture, attempt to insert foreign objects into the battery, immerse or expose to water or other liquids, expose to fire, explosion or other hazard.
- Only use the battery for the system for which it is specified.
- Only use the battery with a charging system that has been qualified with the system per IEEE-Std- 1725. Use of an unqualified battery or charger may present a risk of fire, explosion, leakage, or other hazard.
- Do not short circuit a battery or allow metallic conductive objects to contact battery terminals.
- Replace the battery only with another battery that has been qualified with the system per this standard, IEEE-Std-1725. Use of an unqualified battery may present a risk of fire, explosion, leakage or other hazard.
- Promptly dispose of used batteries in accordance with local regulations.
- Battery usage by children should be supervised.
- Avoid dropping the phone or battery. If the phone or battery is dropped, especially on a hard surface, and the user suspects damage, take it to a service center for inspection.
- Improper battery use may result in a fire, explosion or other hazard.

For devices that utilize a USB port as a charging source, the device's user manual shall include a statement that the device shall only be connected to CTIA certified adapters, products that bear the USB-IF logo or products that have completed the USB-IF compliance program.

The advice above applies to the unit, battery, AC power adapter and other accessories. If the phone is not working as it should, please contact Consumer Cellular customer service. Don't forget the receipt or a copy of the invoice.

BATTERY DISPOSAL AND RECYCLING INFORMATION

When the battery in this unit has reached the end of its useful life, please dispose of it according to your local environmental laws and regulations. For information about recycling cell phone batteries, go to: <http://www.rbrc.org>

The symbol to the left means that according to local laws and regulations your product should be disposed of separately from household waste. When the battery in this unit has reached the end of its useful life, take it to a collection point designated by local authorities. Some collection points accept products for free. Proper disposal of the battery and recycling of the unit will help reduce waste, conserve natural resources and protect the environment.

WARRANTY

This product is guaranteed for a period of 12 months from the date of purchase. In the unlikely event of a fault occurring during this period, please contact the place of purchase. Proof of purchase is required for any service or support needed during the guarantee period.

This guarantee will not apply to a fault caused by an accident or a similar incident or damage, liquid ingress, negligence, abnormal usage, non-maintenance or any other circumstances on the user's part. Furthermore, this guarantee will not apply to any fault caused by a thunderstorm or any other voltage fluctuations. As a matter of precaution, we recommend disconnecting the charger during a thunderstorm.

Batteries are consumables and are not included in any guarantee.

This guarantee does not apply if batteries other than DORO original batteries are used.

COPYRIGHT AND OTHER NOTICES

Copyright© 2015 Doro AB. All rights reserved.

Bluetooth® is a registered trademark of Bluetooth SIG, inc.

vCard is a trademark of the Internet Mail Consortium.

Wi-Fi is a trademark or a registered trademark of the Wi-Fi Alliance.

microSD is a trademark of SD Card Association.

Java, J2ME and all other Java-based marks are trademarks or registered trademarks of Sun Microsystems, Inc. in the United States and other countries.

The contents of this document are provided "as is". Except as required by applicable law, no warranties of any kind, either express or implied, including, but not limited to, the implied warranties of merchantability and fitness for a particular purpose, are made in relation to the accuracy, reliability or contents of this document. Doro reserves the right to revise this document or withdraw it at any time without prior notice.

Google, Google Maps™, Gmail, Google Calendar, Google Checkout, Hangouts, YouTube, the YouTube logo, Picasa and Android are trademarks or registered trademarks of Google, Inc.

This product is licensed under the MPEG-4 visual and AVC patent portfolio licenses for the personal and noncommercial use of a consumer for (i) encoding video in compliance with the MPEG-4 visual standard ("MPEG-4 video") or the AVC standard ("AVC video") and/or (ii) decoding MPEG-4 or AVC video that was encoded by a consumer engaged in a personal and non-commercial activity and/or was obtained from a video provider licensed by MPEG LA to provide MPEG-4 and/or AVC video. No license is granted or shall be implied for any other use. Additional information including that relating to promotional, internal and commercial uses and licensing may be obtained from MPEG LA, L.L.C.

See <http://www.mpegla.com>. MPEG Layer-3 audio decoding technology licensed from Fraunhofer IIS and Thomson.

Other product and company names mentioned herein may be the trademarks of their respective owners.

Any rights not expressly granted herein are reserved. All other trademarks are property of their respective owners.

To the maximum extent permitted by applicable law, under no circumstances shall Doro or any of its licensors be responsible for any loss of data or income or any special, incidental, consequential or indirect damages howsoever caused.

Doro does not provide a warranty for or take any responsibility for the functionality, content, or end-user support of third-party apps provided with your device. By using an app, you acknowledge that the app is provided as is. Doro does not make any representations, provide a warranty, or take any responsibility for the functionality, content, or end-user support of third-party apps provided with your device.

Content copyright

The unauthorised copying of copyrighted materials is contrary to the provisions of the Copyright Laws of the United States and other countries. This device is intended solely for copying non-copyrighted materials, materials in which you own the copyright, or materials which you are authorised or legally permitted to copy. If you are uncertain about your right to copy any material, please contact your legal advisor.

Open source licenses

You are entitled to receive a copy of the source code of software licensed under an open source license that gives you the right to receive the source code for that software (for example GPL or LGPL) to you on an appropriate media, against an administrative fee covering Doro AB's cost for handling the distribution and costs for media. Please direct such request to Doro AB, Open Source Software Operations, Magistratsvagen 10, SE 226 43 Lund, Sweden. To be valid, such a request must be made within three (3) years from the date of the distribution of this product by Doro AB, or in the case of code licensed under the GPL v3 for as long as Doro AB offers spare parts or customer support for this product model.

SUPPORT

For assistance, please contact:

Email: Service@ConsumerCellular.com

Website: ConsumerCellular.com/Support

Telephone: (888) 345-5510

Need to test your cell phone?

You can place a FREE test call by dialing (888) 460-8781 from your cellular phone.

If the call is completed correctly you will hear a recorded message telling you that your mobile phone is working.

Check your minutes or change your plan.

With Consumer Cellular you are in control and can change your plan at any time. To check your usage and change your plan just go to My Account at ConsumerCellular.com

Or call (888) 373-1777 any time. The call is free.

Further information is available on our website:

ConsumerCellular.com/Doro824

OR

www.doro.com

You may also view helpful how-to videos at:

ConsumerCellular.com/Support/VideosAndManuals

SPECIFICATIONS

Network:	2G GSM	850, 900, 1800, 1900
	3G UMTS	1 (2100), 2 (1900), 4 (1700), 5 (850)
	4G LTE FDD	2 (1900), 4 (1700), 5 (850), 17 (700)
Operating system:		Android 5.1.1
SIM card size:		Micro-SIM (3FF)
Wi-Fi:		WLAN IEEE 802.11 b/g/n
Bluetooth:		4.1
Dimensions:		5.7.in (146 mm) x 2.9 in (73 mm) x .4 in (10 mm)
Weight:		5.5 oz (157 g)
Battery:		3.7 V / 2000 mAh Li-ion battery
Image format:		BMP, GIF, JPG, PNG
Video format:		AVI, MP4, 3GP, 3GP2
Audio format:		WAV, AMR, MIDI, MP3, AAC
Main camera resolution:		8 MP
Front camera resolution:		2 MP
Camera digital zoom:		4x
Display:	Size	5"
	Resolution	720 x 1280
	Colour depth	16 M
Memory:	Internal	8 + 1 GB
	External	microSD max. 32 GB
Sensors:		Accelerometer, Light sensor, Hall Sensor, Proximity Sensor
Operating ambient temperature:		Min: 32°F (0°C) Max: 104°F (40°C)
Charging ambient temperature:		Min: 32°F (0°C) Max: 104°F (40°C)
Storage temperature:		Min: -4°F (-20°C) Max: 140°F (60°C)

Doro 824 (2111,2121)

FCC ID: WS5DOR0824U

IC: 8175A-DOR0824U

©2015 Doro AB. All rights reserved.

Consumer Cellular and the Consumer Cellular logo are trademarks of Consumer Cellular, Inc

QSG

English (US)

Version 3.0

www.doro.com

