








Cheek device with right head phantom.	Tilt device with right head phantom
	
EUT Setup Configuration 1	EUT Setup Configuration 2
Cheek device with left head phantom.	Tilt device with left head phantom
	
EUT Setup Configuration 3	EUT Setup Configuration 4

Test positions for body:

According to the antenna position, the Body SAR is tested at the following 3 test positions all with the distance =10mm between the EUT and the phantom bottom :

Phantom in body Close position	Ground in body Close position
	
EUT Setup Configuration 1	EUT Setup Configuration 2

Ground in body Open position

EUT Setup Configuration 3