





APPENDIX-A TEST PHOTO**PCB Antenna****Radiation (Below 1GHz)****Radiation (Above 1GHz)**


Chip Antenna Radiation (Below 1GHz)




Radiation (Above 1GHz)




Dipole Antenna Radiation (Below 1GHz)



Radiation (Above 1GHz)



Conducted Emission Set up Photo



Conduction



Report No.: T191111W02-RP4

Page: A-6 / A-6

Rev.: 03

