

Annex D



This test report annex is electronically signed and valid without handwritten signature. For verification of the electronic signatures, the public keys can be requested at the testing laboratory.

Test report annex authorized:

Mihail Dorongovskij
Lab Manager
Radio Communications & EMC

EUT Test setup photos

Photo 1: EUT at the anechoic chamber



Photo 2: EUT at the anechoic chamber




Photo 3: EUT at the anechoic chamber



Photo 4: EUT at the anechoic chamber



Photo 5: EUT at the anechoic chamber




Photo 6: EUT at the anechoic chamber




Photo 7: EUT at the anechoic chamber, loop antenna test setup at 80 cm height




Photo 8: EUT at the anechoic chamber, loop antenna test setup at 80 cm height




Photo 9: EUT at the anechoic chamber, loop antenna test setup at 80 cm height




Photo 10: EUT at the anechoic chamber, loop antenna test setup at 80 cm height



Photo 11: EUT at the semi-anechoic chamber



Document history

Version	Applied changes	Date of release
	Initial release	2017-10-23