

## PHOTOGRAPHS OF THE TEST CONFIGURATION

Conducted Emission Test

Mode A



Conducted Emission Test  
Mode B



Conducted Emission Test  
Mode C




Conducted Emission Test  
Mode D








Radiated Emission Test (Above 1GHz)  
Mode A



Radiated Emission Test (Above 1GHz)  
Mode B



Radiated Emission Test (Above 1GHz)  
Mode C






Radiated Emission Test (Above 1GHz)  
Mode D







Radiated Emission Test (Below 1GHz)  
Mode A



# Radiated Emission Test (Below 1GHz)

## Mode B



## Radiated Emission Test (Below 1GHz)

### Mode C



## Radiated Emission Test (Below 1GHz)

### Mode D

