
FCC Test Report

Report No.: AGC16740241101FR05

FCC ID : WQ8-DV2377

APPLICATION PURPOSE : Original Equipment

PRODUCT DESIGNATION : NEXT LEVEL DIAGNOSTICS & MEASUREMENT SYSTEM

BRAND NAME : AUTEL

MODEL NAME : MaxiSys Ultra S2, MaxiSys Ultra EV S2, MaxiSys Ultra S2&ADAS, MaxiSys Ultra EV S2&ADAS, MaxiSys Ultra S2 ADAS

APPLICANT : Autel Intelligent Technology Corp., Ltd.

DATE OF ISSUE : Dec. 09, 2024

STANDARD(S) : FCC Part 15 Subpart E §15.407

REPORT VERSION : V1.0

Attestation of Global Compliance (Shenzhen) Co., Ltd



Any report having not been signed by authorized approver, or having been altered without authorization, or having not been stamped by the "Dedicated Testing/Inspection Stamp" is deemed to be invalid. Copying or excerpting portion of, or altering the content of the report is not permitted without the written authorization of AGC. The test results presented in the report apply only to the tested sample. Any objections to report issued by AGC should be submitted to AGC within 15days after the issuance of the test report. Further enquiry of validity or verification of the test report should be addressed to AGC by agc01@agccert.com.

Attestation of Global Compliance(Shenzhen)Co., Ltd
Attestation of Global Compliance(Shenzhen)Std & Tech Co., Ltd
Tel: +86-755 2523 4088 E-mail: agc@agccert.com Web: <http://www.agccert.com/>



Report Revise Record

Report Version	Revise Time	Issued Date	Valid Version	Notes
V1.0	/	Dec. 09, 2024	Valid	Initial Release

Any report having not been signed by authorized approver, or having been altered without authorization, or having not been stamped by the “Dedicated Testing/Inspection Stamp” is deemed to be invalid. Copying or excerpting portion of, or altering the content of the report is not permitted without the written authorization of AGC. The test results presented in the report apply only to the tested sample. Any objections to report issued by AGC should be submitted to AGC within 15days after the issuance of the test report. Further enquiry of validity or verification of the test report should be addressed to AGC by agc01@agccert.com.

Attestation of Global Compliance(Shenzhen)Co., Ltd
Attestation of Global Compliance(Shenzhen)Std & Tech Co., Ltd
Tel: +86-755 2523 4088 E-mail: agc@agccert.com Web: <http://www.agccert.com/>

Table of Contents

1. General Information	5
2. Product Information	6
2.1 Product Technical Description	6
2.2 Table of Carrier Frequency	7
2.3 IEEE 802.11n Modulation Scheme	8
2.4 Related Submittal(S) / Grant (S)	9
2.5 Test Methodology	9
2.6 Special Accessories	9
2.7 Equipment Modifications	9
2.8 Antenna Requirement	9
2.9 Description of Available Antennas	10
2.10 Description of Test Software	11
3. Test Environment	12
3.1 Address of The Test Laboratory	12
3.2 Test Facility	12
3.3 Environmental Conditions	13
3.4 Measurement Uncertainty	13
3.5 List of Equipment Used	14
4. System Test Configuration	16
4.1 EUT Configuration	16
4.2 EUT Exercise	16
4.3 Configuration of Tested System	16
4.4 Equipment Used in Tested System	16
4.5 Summary of Test Results	17
5. Description of Test Modes	18
6. Duty Cycle Measurement	21
7. RF Output Power Measurement	31
7.1 Provisions Applicable	31
7.2 Measurement Procedure	31
7.3 Measurement Setup (Block Diagram of Configuration)	31
7.4 Measurement Result	32
8. 6dB&26dB Bandwidth Measurement	38
8.1 Provisions Applicable	38
8.2 Measurement Procedure	38
8.3 Measurement Setup (Block Diagram of Configuration)	38

Any report having not been signed by authorized approver, or having been altered without authorization, or having not been stamped by the "Dedicated Testing/Inspection Stamp" is deemed to be invalid. Copying or excerpting portion of, or altering the content of the report is not permitted without the written authorization of AGC. The test results presented in the report apply only to the tested sample. Any objections to report issued by AGC should be submitted to AGC within 15days after the issuance of the test report. Further enquiry of validity or verification of the test report should be addressed to AGC by agc01@agccert.com.




8.4 Measurement Results	39
9. Power Spectral Density Measurement.....	103
9.1 Provisions Applicable	103
9.2 Measurement Procedure.....	103
9.3 Measurement Setup (Block Diagram of Configuration)	103
9.4 Measurement Result	104
10. Conducted Band Edge and Out-of-Band Emissions.....	150
10.1 Provisions Applicable	150
10.2 Measurement Procedure.....	150
10.3 Measurement Setup (Block Diagram of Configuration)	151
10.4 Measurement Results	152
11. Radiated Spurious Emission	212
11.1 Measurement Limit	212
11.2 Measurement Procedure	213
11.3 Measurement Setup (Block Diagram of Configuration)	215
11.4 Measurement Result	216
12. AC Power Line Conducted Emission Test.....	233
12.1 Measurement limit.....	233
12.2 Block Diagram of Line Conducted Emission Test	233
12.3 Preliminary Procedure of Line Conducted Emission Test.....	234
12.4 Final Procedure of Line Conducted Emission Test.....	234
12.5 Test Result of Line Conducted Emission Test.....	235
Appendix I: Photographs of Test Setup.....	237
Appendix II: Photographs of EUT.....	237

Any report having not been signed by authorized approver, or having been altered without authorization, or having not been stamped by the “Dedicated Testing/Inspection Stamp” is deemed to be invalid. Copying or excerpting portion of, or altering the content of the report is not permitted without the written authorization of AGC. The test results presented in the report apply only to the tested sample. Any objections to report issued by AGC should be submitted to AGC within 15days after the issuance of the test report. Further enquiry of validity or verification of the test report should be addressed to AGC by agc01@agccert.com.

1. General Information

Applicant	Autel Intelligent Technology Corp., Ltd.
Address	Floor 2, Caihong Keji Building, 36 Hi-tech North Six Road, Songpingshan Community, Xili, Nanshan, Shenzhen 518055, China
Manufacturer	Autel Intelligent Technology Corp., Ltd.
Address	Floor 2, Caihong Keji Building, 36 Hi-tech North Six Road, Songpingshan Community, Xili, Nanshan, Shenzhen 518055, China
Factory	Autel Intelligent Technology Corp., Ltd. Guangming Branch
Address	7F&6F, East Wing, Building 2, and 6F of Electronical Building, Yanxiang Industrial Zone, Gaoxin Rd, Dongzhou Community of Guangming New District, Shenzhen
Product Designation	NEXT LEVEL DIAGNOSTICS & MEASUREMENT SYSTEM
Brand Name	AUTEL
Test Model	MaxiSys Ultra S2
Series Model(s)	MaxiSys Ultra EV S2, MaxiSys Ultra S2&ADAS, MaxiSys Ultra EV S2&ADAS, MaxiSys Ultra S2 ADAS
Difference Description	The model name and software function configuration are different
Date of receipt of test item	Nov. 04, 2024
Date of Test	Nov. 04, 2024~Dec. 05, 2024
Deviation from Standard	No any deviation from the test method
Condition of Test Sample	Normal
Test Result	Pass
Test Report Form No	AGCER-FCC-5G WLAN-V1

Note: The test results of this report relate only to the tested sample identified in this report.

Prepared By		
	Jack Gui	
	(Project Engineer)	Dec. 09, 2024
Reviewed By		
	Calvin Liu	
	(Reviewer)	Dec. 09, 2024
Approved By		
	Angela Li	
	(Authorized Officer)	Dec. 09, 2024

Any report having not been signed by authorized approver, or having been altered without authorization, or having not been stamped by the "Dedicated Testing/Inspection Stamp" is deemed to be invalid. Copying or excerpting portion of, or altering the content of the report is not permitted without the written authorization of AGC. The test results presented in the report apply only to the tested sample. Any objections to report issued by AGC should be submitted to AGC within 15days after the issuance of the test report. Further enquiry of validity or verification of the test report should be addressed to AGC by agc01@agccert.com.

2. Product Information

2.1 Product Technical Description

Equipment Type	<input type="checkbox"/> Outdoor access points <input type="checkbox"/> Fixed P2P access points	<input type="checkbox"/> Indoor access points <input checked="" type="checkbox"/> Client devices
Operation Frequency	<input checked="" type="checkbox"/> U-NII 1:5150MHz~5250MHz <input type="checkbox"/> U-NII 2C:5470MHz~5725MHz	<input type="checkbox"/> U-NII 2A: 5250MHz~5350MHz <input checked="" type="checkbox"/> U-NII 3: 5725MHz~5850MHz
DFS Design Type	<input type="checkbox"/> Master <input type="checkbox"/> Slave with radar detection <input checked="" type="checkbox"/> Slave without radar detection	
TPC Function	<input type="checkbox"/> Yes <input checked="" type="checkbox"/> No	
Hardware Version	DV2377_MAIN_V2	
Software Version	V01.01.00	
Test Frequency Range	For 802.11a/n-HT20/ac-VHT20/ax-HE20: 5180~5240MHz/5745~5825MHz; For 802.11n-HT40/ac-VHT40/ax-HE40: 5190~5230MHz/5755~5795MHz; For 802.11ac-VHT80/ ax-HE80: 5210MHz/5775MHz	
RF Output Power	802.11a:14.69dBm,802.11n(HT20):13.48dBm; 802.11n(HT40):13.67dBm; 802.11ac (VHT20):13.51dBm;802.11ac (VHT40):13.69dBm; 802.11ac (VHT80):13.61dBm;802.11ax (HE20):13.61dBm; 802.11ax (HE40):13.62dBm;802.11ax (HE80):13.68dBm	
RF Output Power(MIMO)	802.11n(HT20):16.30dBm; 802.11n(HT40):16.53dBm; 802.11ac (VHT20):16.29dBm;802.11ac (VHT40):16.52dBm; 802.11ac (VHT80):16.48dBm;802.11ax (HE20):16.42dBm; 802.11ax (HE40):16.47dBm;802.11ax (HE80):16.59dBm	
Modulation	802.11a/n:(64-QAM, 16-QAM, QPSK, BPSK) OFDM 802.11ac :(256-QAM, 64-QAM, 16-QAM, QPSK, BPSK) OFDM 802.11ax :(1024-QAM,256-QAM, 64-QAM, 16-QAM, QPSK, BPSK) OFDMA	
Data Rate	802.11a:6/9/12/18/24/36/48/54Mbps; 802.11n: up to 300Mbps; 802.11ac: up to 866.6Mbps; 802.11ax: up to 1201Mbps	
Number of channels	7 channels of U-NII-1 Band; 8 channels of U- NII 3 Band	
Antenna Designation	FPC Antenna	
Antenna Gain	Refer to Chapter 2.9 of the report.	
Power Supply	DC 3.85V by battery or DC 12V by adapter	

Any report having not been signed by authorized approver, or having been altered without authorization, or having not been stamped by the "Dedicated Testing/Inspection Stamp" is deemed to be invalid. Copying or excerpting portion of, or altering the content of the report is not permitted without the written authorization of AGC. The test results presented in the report apply only to the tested sample. Any objections to report issued by AGC should be submitted to AGC within 15days after the issuance of the test report. Further enquiry of validity or verification of the test report should be addressed to AGC by agc01@agccert.com.

2.2 Table of Carrier Frequency

For 5180~5240MHz:

4 channels are provided for 802.11a, 802.11n (HT20), 802.11ac (VHT20), 802.11ax (HE20):

Channel	Frequency	Channel	Frequency
36	5180 MHz	44	5220 MHz
40	5200 MHz	48	5240 MHz

2 channels are provided for 802.11n (HT40), 802.11ac (VHT40), 802.11ax (HE40):

Channel	Frequency	Channel	Frequency
38	5190 MHz	46	5230 MHz

1 channel is provided for 802.11ac (VHT80), 802.11ax (VHT80):

Channel	Frequency	Channel	Frequency
42	5210 MHz	--	--

For 5745~5825MHz:

5 channels are provided for 802.11a, 802.11n (HT20), 802.11ac (VHT20) , 802.11ax (HE20):

Channel	Frequency	Channel	Frequency
149	5745 MHz	161	5805 MHz
153	5765 MHz	165	5825 MHz
157	5785 MHz	--	--

2 channels are provided for 802.11n (HT40), 802.11ac (VHT40), 802.11ax (HE40):

Channel	Frequency	Channel	Frequency
151	5755 MHz	159	5795 MHz

1 channel is provided for 802.11ac (VHT80), 802.11ax (HE80):

Channel	Frequency	Channel	Frequency
155	5775 MHz	--	--

Any report having not been signed by authorized approver, or having been altered without authorization, or having not been stamped by the "Dedicated Testing/Inspection Stamp" is deemed to be invalid. Copying or excerpting portion of, or altering the content of the report is not permitted without the written authorization of AGC. The test results presented in the report apply only to the tested sample. Any objections to report issued by AGC should be submitted to AGC within 15days after the issuance of the test report. Further enquiry of validity or verification of the test report should be addressed to AGC by agc01@agccert.com.

2.3 IEEE 802.11n Modulation Scheme

MCS Index	N _{ss}	Modulation	R	N _{BPSC}	N _{CBPS}		N _{DBPS}		Data rate (Mbps)	
					20MHz	40MHz	20MHz	40MHz	800nsGI	
0	1	BPSK	1/2	1	52	108	26	54	6.5	13.5
1	1	QPSK	1/2	2	104	216	52	108	13.0	27.0
2	1	QPSK	3/4	2	104	216	78	162	19.5	40.5
3	1	16-QAM	1/2	4	208	432	104	216	26.0	54.0
4	1	16-QAM	3/4	4	208	432	156	324	39.0	81.0
5	1	64-QAM	2/3	6	312	648	208	432	52.0	108.0
6	1	64-QAM	3/4	6	312	648	234	489	58.5	121.5
7	1	64-QAM	5/6	6	312	648	260	540	65.0	135.0

Symbol	Explanation
NSS	Number of spatial streams
R	Code rate
NBPSC	Number of coded bits per single carrier
NCBPS	Number of coded bits per symbol
NDBPS	Number of data bits per symbol
GI	Guard interval

Any report having not been signed by authorized approver, or having been altered without authorization, or having not been stamped by the "Dedicated Testing/Inspection Stamp" is deemed to be invalid. Copying or excerpting portion of, or altering the content of the report is not permitted without the written authorization of AGC. The test results presented in the report apply only to the tested sample. Any objections to report issued by AGC should be submitted to AGC within 15days after the issuance of the test report. Further enquiry of validity or verification of the test report should be addressed to AGC by agc01@agccert.com.

2.4 Related Submittal(S) / Grant (S)

This submittal(s) (test report) is intended for FCC ID: WQ8-DV2377 filing to comply with the FCC Part 15 requirements.

2.5 Test Methodology

No.	Identity	Document Title
1	FCC 47 CFR Part 2	Frequency allocations and radio treaty matters; general rules and regulations
2	FCC 47 CFR Part 15	Radio Frequency Devices
3	ANSI C63.10-2013	American National Standard for Testing Unlicensed Wireless Devices
4	KDB 662911	662911 D01 Multiple Transmitter Output v02r01
5	KDB 789033	789033 D02 General U-NII Test Procedures New Rules v02r01

2.6 Special Accessories

Refer to section 4.4.

2.7 Equipment Modifications

Not available for this EUT intended for grant.

2.8 Antenna Requirement

Standard Requirement
<p>15.203 requirement: An intentional radiator shall be designed to ensure that no antenna other than that furnished by the responsible party shall be used with the device. The use of a permanently attached antenna or of an antenna that uses a unique coupling to the intentional radiator, the manufacturer may design the unit so that a broken antenna can be replaced by the user, but the use of a standard antenna jack or electrical connector is prohibited.</p>
<p>EUT Antenna: The non-detachable antenna inside the device cannot be replaced by the user at will. The gain of the antenna refer to Section 2.9 of the report</p>

Any report having not been signed by authorized approver, or having been altered without authorization, or having not been stamped by the "Dedicated Testing/Inspection Stamp" is deemed to be invalid. Copying or excerpting portion of, or altering the content of the report is not permitted without the written authorization of AGC. The test results presented in the report apply only to the tested sample. Any objections to report issued by AGC should be submitted to AGC within 15 days after the issuance of the test report. Further enquiry of validity or verification of the test report should be addressed to AGC by agc01@agccert.com.

Attestation of Global Compliance(Shenzhen)Co., Ltd
Attestation of Global Compliance(Shenzhen)Std & Tech Co., Ltd
Tel: +86-755 2523 4088 E-mail: agc@agccert.com Web: http://www.agccert.com/

2.9 Description of Available Antennas

Antenna Type	Frequency Band (MHz)	TX Paths	Bandwidth (MHz)	Max Peak Gain (dBi)		Max Directional Gain (dBi)
				Chain A	Chain B	
5G WIFI FPC Antenna List (5GHz 2*2 MIMO)						
FPC Antenna	5150 ~ 5250	2	20,40,80	2.0	1.9	4.96
	5725 ~ 5850	2	20,40,80	3.0	2.8	5.91

Note 1: The EUT supports Cyclic Delay Diversity (CDD) technology for 802.11n/ac/ax mode.

Note 2: The EUT supports Cyclic Delay Diversity (CDD) mode, and CDD signals are correlated.

If all antennas have the same gain, G_{ANT} , Directional gain = G_{ANT} + Array Gain, where Array Gain is as follows.

- For power spectral density (PSD) measurements on devices:

$$\text{Array Gain} = 10 \log (N_{ANT} / N_{SS}) \text{ dB} = 3.01;$$

- For power measurements on IEEE 802.11 devices:

$$\text{Array Gain} = 0 \text{ dB for } N_{ANT} \leq 4;$$

$$\text{Array Gain} = 0 \text{ dB (i.e., no array gain) for channel widths } \geq 40 \text{ MHz for any } N_{ANT};$$

$$\text{Array Gain} = 5 \log(N_{ANT}/N_{SS}) \text{ dB or } 3 \text{ dB, whichever is less, for } 20 \text{ MHz channel widths with } N_{ANT} \geq 5.$$

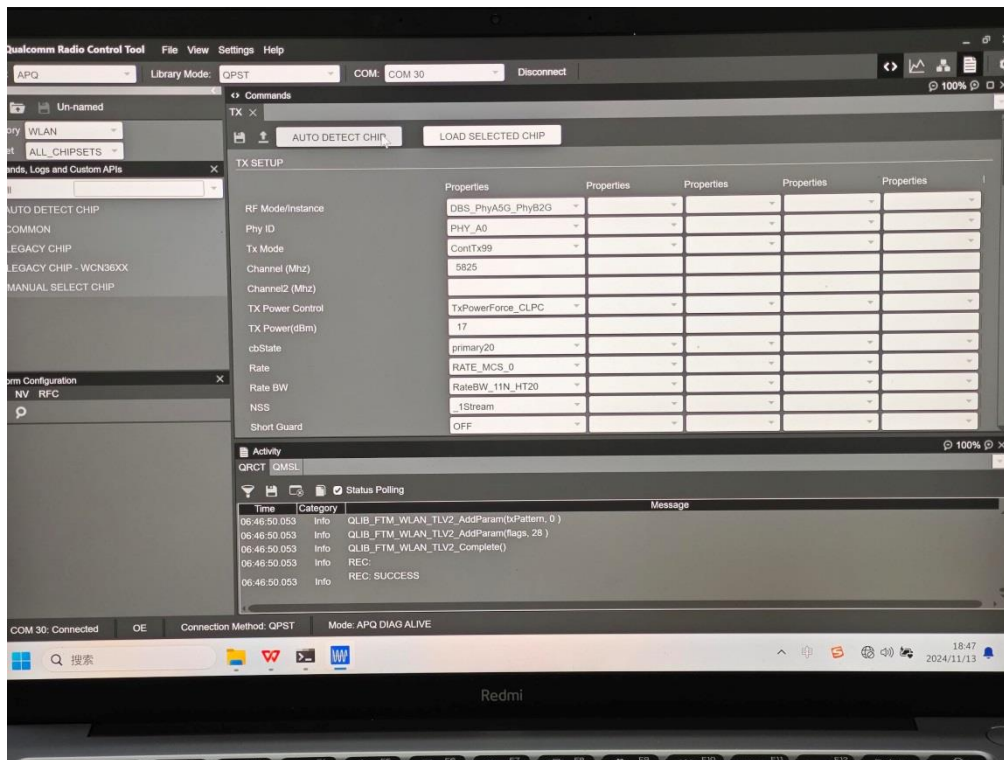
If antenna gains are not equal, Directional gain may be calculated by using the formulas applicable to equal gain antennas with G_{ANT} set equal to the gain of the antenna having the highest gain.

2.10 Description of Test Software

For IEEE 802.11 mode:

The test utility software used during testing was “Qualcomm Radio Control Tool”, and the version was “4.0.00132.0”.

Software Setting Diagram



Test Mode	Channel	Power Index	
		Chain A	Chain B
802.11a	L/M/H	18	18
802.11n(HT20)	L/M/H	17	17
802.11n(HT40)	L/M/H	17	17
802.11ac(VHT20)	L/M/H	17	17
802.11ac(VHT40)	L/M/H	17	17
802.11ac(VHT80)	L/M/H	17	17
802.11ax(HE20)	L/M/H	17	17
802.11ax(HE40)	L/M/H	17	17
802.11ax(HE80)	L/M/H	17	17

Any report having not been signed by authorized approver, or having been altered without authorization, or having not been stamped by the “Dedicated Testing/Inspection Stamp” is deemed to be invalid. Copying or excerpting portion of, or altering the content of the report is not permitted without the written authorization of AGC. The test results presented in the report apply only to the tested sample. Any objections to report issued by AGC should be submitted to AGC within 15days after the issuance of the test report. Further enquiry of validity or verification of the test report should be addressed to AGC by agc01@agccert.com.

3. Test Environment

3.1 Address of The Test Laboratory

Laboratory: Attestation of Global Compliance (Shenzhen) Co., Ltd.

Address: 1-2/F, Building 19, Junfeng Industrial Park, Chongqing Road, Heping Community, Fuhai Street, Bao'an District, Shenzhen, Guangdong, China

3.2 Test Facility

The test facility is recognized, certified, or accredited by the following organizations:

CNAS-Lab Code: L5488

Attestation of Global Compliance (Shenzhen) Co., Ltd. has been assessed and proved to follow CNAS-CL01 Accreditation Criteria for Testing and Calibration Laboratories (identical to ISO/IEC17025: 2017 General Requirements for the Competence of Testing and Calibration Laboratories.)

A2LA-Lab Cert. No.: 5054.02

Attestation of Global Compliance (Shenzhen) Co., Ltd. EMC Laboratory has been accredited by A2LA for technical competence in the field of electrical testing, and proved to follow ISO/IEC 17025: 2017 General Requirements for the Competence of Testing and Calibration Laboratories and any additional program requirements in the identified field of testing.

FCC-Registration No.: 975832

Attestation of Global Compliance (Shenzhen) Co., Ltd. EMC Laboratory has been registered and fully described in a report filed with the FCC (Federal Communications Commission). The acceptance letter from the FCC is maintained in our files with Registration 975832.

IC-Registration No.: 24842 (CAB identifier: CN0063)

Attestation of Global Compliance (Shenzhen) Co., Ltd. EMC Laboratory has been registered and fully described in a report filed with the Certification and Engineering Bureau of Industry Canada. The acceptance letter from the IC is maintained in our files with Registration 24842.

Any report having not been signed by authorized approver, or having been altered without authorization, or having not been stamped by the "Dedicated Testing/Inspection Stamp" is deemed to be invalid. Copying or excerpting portion of, or altering the content of the report is not permitted without the written authorization of AGC. The test results presented in the report apply only to the tested sample. Any objections to report issued by AGC should be submitted to AGC within 15days after the issuance of the test report. Further enquiry of validity or verification of the test report should be addressed to AGC by agc01@agccert.com.

Attestation of Global Compliance(Shenzhen)Co., Ltd
Attestation of Global Compliance(Shenzhen)Std & Tech Co., Ltd
Tel: +86-755 2523 4088 E-mail: agc@agccert.com Web: <http://www.agccert.com/>

3.3 Environmental Conditions

	Normal Conditions
Temperature range (°C)	15 - 35
Relative humidity range	20% - 75%
Pressure range (kPa)	86 - 106
Power supply	DC 3.85V by battery or DC 12V by adapter

3.4 Measurement Uncertainty

The reported uncertainty of measurement $y \pm U$, where expanded uncertainty U is based on a standard uncertainty multiplied by a coverage factor of $k=2$, providing a level of confidence of approximately 95%.

Item	Measurement Uncertainty
Uncertainty of Conducted Emission for AC Port	$U_c = \pm 2.9 \text{ dB}$
Uncertainty of Radiated Emission below 1GHz	$U_c = \pm 3.9 \text{ dB}$
Uncertainty of Radiated Emission above 1GHz	$U_c = \pm 4.9 \text{ dB}$
Uncertainty of total RF power, conducted	$U_c = \pm 0.8 \text{ dB}$
Uncertainty of RF power density, conducted	$U_c = \pm 2.6 \text{ dB}$
Uncertainty of spurious emissions, conducted	$U_c = \pm 2 \%$
Uncertainty of Occupied Channel Bandwidth	$U_c = \pm 2.7 \%$

Any report having not been signed by authorized approver, or having been altered without authorization, or having not been stamped by the "Dedicated Testing/Inspection Stamp" is deemed to be invalid. Copying or excerpting portion of, or altering the content of the report is not permitted without the written authorization of AGC. The test results presented in the report apply only to the tested sample. Any objections to report issued by AGC should be submitted to AGC within 15days after the issuance of the test report. Further enquiry of validity or verification of the test report should be addressed to AGC by agc01@agccert.com.

3.5 List of Equipment Used

● RF Conducted Test System							
Used	Equipment No.	Test Equipment	Manufacturer	Model No.	Serial No.	Last Cal. Date (YY-MM-DD)	Next Cal. Date (YY-MM-DD)
<input checked="" type="checkbox"/>	AGC-ER-E036	Spectrum Analyzer	Agilent	N9020A	MY49100060	2024-05-24	2025-05-23
<input checked="" type="checkbox"/>	AGC-ER-E062	Power Sensor	Agilent	U2021XA	MY54110007	2024-02-01	2025-01-31
<input checked="" type="checkbox"/>	AGC-ER-E063	Power Sensor	Agilent	U2021XA	MY54110009	2024-02-01	2025-01-31
<input checked="" type="checkbox"/>	AGC-EM-A152	6dB Attenuator	Eeatsheep	LM-XX-6-5W	N/A	2023-09-21	2025-09-20
<input checked="" type="checkbox"/>	AGC-ER-E083	Signal Generator	Agilent	E4421B	US39340815	2024-05-23	2025-05-22
<input checked="" type="checkbox"/>	N/A	RF Connection Cable	N/A	1#	N/A	Each time	N/A
<input checked="" type="checkbox"/>	N/A	RF Connection Cable	N/A	2#	N/A	Each time	N/A

● Radiated Spurious Emission							
Used	Equipment No.	Test Equipment	Manufacturer	Model No.	Serial No.	Last Cal. Date (YY-MM-DD)	Next Cal. Date (YY-MM-DD)
<input type="checkbox"/>	AGC-EM-E046	EMI Test Receiver	R&S	ESCI	10096	2024-02-01	2025-01-31
<input checked="" type="checkbox"/>	AGC-EM-E116	EMI Test Receiver	R&S	ESCI	100034	2024-05-24	2025-05-23
<input checked="" type="checkbox"/>	AGC-EM-E061	Spectrum Analyzer	Agilent	N9010A	MY53470504	2024-05-28	2025-05-27
<input checked="" type="checkbox"/>	AGC-EM-E086	Loop Antenna	ZHINAN	ZN30900C	18051	2024-03-05	2026-03-04
<input checked="" type="checkbox"/>	AGC-EM-E001	Wideband Antenna	SCHWARZBECK	VULB9168	D69250	2023-05-11	2025-05-10
<input checked="" type="checkbox"/>	AGC-EM-E029	Broadband Ridged Horn Antenna	ETS	3117	00034609	2024-03-31	2025-03-30
<input checked="" type="checkbox"/>	AGC-EM-E082	Horn Antenna	SCHWARZBECK	BBHA 9170	#768	2023-09-24	2025-09-23
<input checked="" type="checkbox"/>	AGC-EM-E146	Pre-amplifier	ETS	3117-PA	00246148	2024-07-24	2026-07-23
<input checked="" type="checkbox"/>	AGC-EM-A119	2.4G Filter	SongYi	N/A	N/A	2024-05-23	2025-05-22
<input checked="" type="checkbox"/>	AGC-EM-A138	6dB Attenuator	Eeatsheep	LM-XX-6-5W	N/A	2023-06-09	2025-06-08
<input type="checkbox"/>	AGC-EM-A139	6dB Attenuator	Eeatsheep	LM-XX-6-5W	N/A	2023-06-09	2025-06-08

● AC Power Line Conducted Emission							
Used	Equipment No.	Test Equipment	Manufacturer	Model No.	Serial No.	Last Cal. Date (YY-MM-DD)	Next Cal. Date (YY-MM-DD)
<input checked="" type="checkbox"/>	AGC-EM-E045	EMI Test Receiver	R&S	ESPI	101206	2024-05-28	2025-05-27
<input checked="" type="checkbox"/>	AGC-EM-A130	6dB Attenuator	Eeatsheep	LM-XX-6-5W	DC-6GZ	2023-06-09	2025-06-08
<input checked="" type="checkbox"/>	AGC-EM-E023	AMN	R&S	100086	ESH2-Z5	2024-05-28	2025-05-27

Any report having not been signed by authorized approver, or having been altered without authorization, or having not been stamped by the "Dedicated Testing/Inspection Stamp" is deemed to be invalid. Copying or excerpting portion of, or altering the content of the report is not permitted without the written authorization of AGC. The test results presented in the report apply only to the tested sample. Any objections to report issued by AGC should be submitted to AGC within 15days after the issuance of the test report. Further enquiry of validity or verification of the test report should be addressed to AGC by agc01@agccert.com.

● Test Software					
Used	Equipment No.	Test Equipment	Manufacturer	Model No.	Version Information
<input checked="" type="checkbox"/>	AGC-EM-S001	CE Test System	R&S	ES-K1	V1.71
<input checked="" type="checkbox"/>	AGC-EM-S003	RE Test System	FARA	EZ-EMC	VRA-03A
<input type="checkbox"/>	AGC-EM-S004	RE Test System	Tonscend	TS+Ver2.1(JS32-RE)	4.0.0.0
<input checked="" type="checkbox"/>	AGC-ER-S012	BT/WIFI Test System	Tonscend	JS1120-2	2.6
<input checked="" type="checkbox"/>	AGC-EM-S011	RSE Test System	Tonscend	TS+-Ver2.1(JS36-RSE)	4.0.0.0

Any report having not been signed by authorized approver, or having been altered without authorization, or having not been stamped by the "Dedicated Testing/Inspection Stamp" is deemed to be invalid. Copying or excerpting portion of, or altering the content of the report is not permitted without the written authorization of AGC. The test results presented in the report apply only to the tested sample. Any objections to report issued by AGC should be submitted to AGC within 15days after the issuance of the test report. Further enquiry of validity or verification of the test report should be addressed to AGC by agc01@agccert.com.

Attestation of Global Compliance(Shenzhen)Co., Ltd
Attestation of Global Compliance(Shenzhen)Std & Tech Co., Ltd
Tel: +86-755 2523 4088 E-mail: agc@agccert.com Web: <http://www.agccert.com/>

4. System Test Configuration

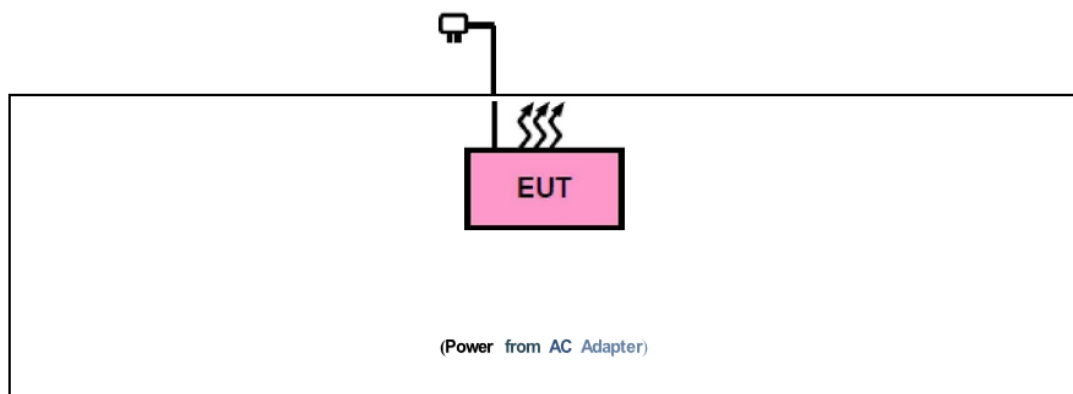
4.1 EUT Configuration

The EUT configuration for testing is installed on RF field strength measurement to meet the Commission's requirement and operating in a manner which intends to maximize its emission characteristics in a continuous normal application.

4.2 EUT Exercise

The Transmitter was operated in the normal operating mode. The TX frequency was fixed which was for the purpose of the measurements.

4.3 Configuration of Tested System



4.4 Equipment Used in Tested System

The following peripheral devices and interface cables were connected during the measurement:

☒ Test Accessories Come From The Laboratory

No.	Equipment	Model No.	Manufacturer	Specification Information	Cable
1	Control Box	RISYM	USB-TTL	--	--

☒ Test Accessories Come From The Manufacturer

No.	Equipment	Model No.	Manufacturer	Specification Information	Cable
1	Adapter	Dong Guan City GangOi Electronic Co.,Ltd	GQ80-120600-E1	AC:100-240V 50/60Hz 1.8A DC:12V 6A	--

Any report having not been signed by authorized approver, or having been altered without authorization, or having not been stamped by the "Dedicated Testing/Inspection Stamp" is deemed to be invalid. Copying or excerpting portion of, or altering the content of the report is not permitted without the written authorization of AGC. The test results presented in the report apply only to the tested sample. Any objections to report issued by AGC should be submitted to AGC within 15days after the issuance of the test report. Further enquiry of validity or verification of the test report should be addressed to AGC by agc01@agccert.com.

Attestation of Global Compliance(Shenzhen)Co., Ltd
Attestation of Global Compliance(Shenzhen)Std & Tech Co., Ltd
Tel: +86-755 2523 4088 E-mail: agc@agccert.com Web: <http://www.agccert.com/>

4.5 Summary of Test Results

Item	FCC Rules	Description of Test	Result
1	§15.203	Antenna Equipment	Pass
2	§15.407(a/1/3)	RF Output Power	Pass
3	§15.407(e)	6 dB Bandwidth	Pass
4	§15.403(i)	99% Occupied Bandwidth	Pass
5	§15.407(a/1/3)	Power Spectral Density	Pass
6	§15.407(g)	Frequency Stability	Pass (See Note 1)
7	§15.407(c)	Transmission Discontinuation Requirement	Pass (See Note 2)
8	§15.407(b)(1/4)	Conducted Band Edge and Out-of-Band Emissions	Pass
9	§15.209, §15.407(b)(1/4)	Radiated Spurious Emission	Pass
10	§15.207	AC Power Line Conducted Emission	Pass

Note:

1. Refer to the manufacturer's declaration in the user manual.
2. The device operates without the transmission of information.

Any report having not been signed by authorized approver, or having been altered without authorization, or having not been stamped by the "Dedicated Testing/Inspection Stamp" is deemed to be invalid. Copying or excerpting portion of, or altering the content of the report is not permitted without the written authorization of AGC. The test results presented in the report apply only to the tested sample. Any objections to report issued by AGC should be submitted to AGC within 15days after the issuance of the test report. Further enquiry of validity or verification of the test report should be addressed to AGC by agc01@agccert.com.

Attestation of Global Compliance(Shenzhen)Co., Ltd
Attestation of Global Compliance(Shenzhen)Std & Tech Co., Ltd
Tel: +86-755 2523 4088 E-mail: agc@agccert.com Web: <http://www.agccert.com/>

5. Description of Test Modes

EUT Configure Mode	Applicable To				Description
	RE > 1G	RE < 1G	PLC	APCM	
A	<input checked="" type="checkbox"/>	<input checked="" type="checkbox"/>	<input checked="" type="checkbox"/>	<input checked="" type="checkbox"/>	Powered by Adapter with WIFI(5G) Link
B	--	--	--	--	Powered by Battery with WIFI(5G) Link
C	--	--	--	--	Powered by USB with WIFI(5G) Link

Where, **RE > 1G: Radiated Emission above 1GHz** **PLC: Power Line Conducted Emission**
RE < 1G: Radiated Emission below 1GHz **APCM: Antenna Port Conducted Measurement**

NOTE 1: The EUT had been pre-tested on the positioned of each 3 axis. The worst case was found when positioned on X-plane.

NOTE 2: "--" means no effect.

NOTE 3: The radiation part tests the dual-antenna MIMO as the worst combination.

● Radiated Emission Test (Above 1GHz):

- ☒ Pre-Scan has been conducted to determine the worst-case mode from all possible combinations be Meen available modulations, data rates and antenna ports (IF EUT with antenna diversity architecture).
- ☒ Support 802.11ax, device debugging is tested in Full RU state
- ☒ The device under test has multiple antennas. The mode that supports MIMO technology records the worst data, and the mode that does not support MIMO technology records antenna 1 as the worst data.
- ☒ Following channel(s) was (were) selected for the final test as listed below.

EUT Configure Mode	Mode	Freq. Band (MHz)	Available Channel	Tested Channel	Modulation	Data Rate (Mbps)
A	802.11n (20MHz)	5180-5240	36 to 48	36, 40, 48	OFDM	MCS0
A	802.11n (20MHz)	5745-5825	149 to 165	149, 157, 165	OFDM	MCS0

Any report having not been signed by authorized approver, or having been altered without authorization, or having not been stamped by the "Dedicated Testing/Inspection Stamp" is deemed to be invalid. Copying or excerpting portion of, or altering the content of the report is not permitted without the written authorization of AGC. The test results presented in the report apply only to the tested sample. Any objections to report issued by AGC should be submitted to AGC within 15days after the issuance of the test report. Further enquiry of validity or verification of the test report should be addressed to AGC by agc01@agccert.com.

Attestation of Global Compliance(Shenzhen)Co., Ltd
Attestation of Global Compliance(Shenzhen)Std & Tech Co., Ltd
Tel: +86-755 2523 4088 E-mail: agc@agccert.com Web: http://www.agccert.com/

● **Radiated Emission Test (Below 1GHz):**

- ☒ Pre-Scan has been conducted to determine the worst-case mode from all possible combinations be Meen available modulations, data rates and antenna ports (If EUT with antenna diversity architecture).
- ☒ The device under test has multiple antennas. The mode that supports MIMO technology records the worst data, and the mode that does not support MIMO technology records antenna 1 as the worst data.
- ☒ Following channel(s) was (were) selected for the final test as listed below.

EUT Configure Mode	Mode	Freq. Band (MHz)	Available Channel	Tested Channel	Modulation	Data Rate (Mbps)
A	802.11ax(20MHz)	5180-5240	36 to 48	36	OFDM	MCS0

● **Power Line Conducted Emission Test:**

- ☒ Pre-Scan has been conducted to determine the worst-case mode from all possible combinations be Meen available modulations, data rates and antenna ports (If EUT with antenna diversity architecture).
- ☒ The device under test has multiple antennas. The mode that supports MIMO technology records the worst data, and the mode that does not support MIMO technology records antenna 1 as the worst data.
- ☒ Following channel(s) was (were) selected for the final test as listed below.

EUT Configure Mode	Mode	Freq. Band (MHz)	Available Channel	Tested Channel	Modulation	Data Rate (Mbps)
A	802.11ax(20MHz)	5180-5240	36 to 48	36	OFDM	MCS0

● **Band edge Measurement:**

- ☒ Pre-Scan has been conducted to determine the worst-case mode from all possible combinations be Meen available modulations, data rates and antenna ports (If EUT with antenna diversity architecture).
- ☒ Support 802.11ax, device debugging is tested in Full RU state
- ☒ The device under test has multiple antennas. The mode that supports MIMO technology records the worst data, and the mode that does not support MIMO technology records antenna 1 as the worst data.
- ☒ Following channel(s) was (were) selected for the final test as listed below.

EUT Configure Mode	Mode	Freq. Band (MHz)	Available Channel	Tested Channel	Modulation	Data Rate (Mbps)
A	802.11a	5180-5240	36 to 48	36	OFDM	6.0
A	802.11n (40MHz)		38 to 46	38	OFDM	MCS0
A	802.11ac (80MHz)		42	42	OFDM	MCS0
A	802.11ax (80MHz)		42	42	OFDMA	MCS0
A	802.11a	5745-5825	149 to 165	149	OFDM	6.0
A	802.11n (40MHz)		151 to 159	151	OFDM	MCS0
A	802.11ac (80MHz)		155	155	OFDM	MCS0
A	802.11ax (80MHz)		155	155	OFDMA	MCS0

Any report having not been signed by authorized approver, or having been altered without authorization, or having not been stamped by the "Dedicated Testing/Inspection Stamp" is deemed to be invalid. Copying or excerpting portion of, or altering the content of the report is not permitted without the written authorization of AGC. The test results presented in the report apply only to the tested sample. Any objections to report issued by AGC should be submitted to AGC within 15days after the issuance of the test report. Further enquiry of validity or verification of the test report should be addressed to AGC by agc01@agccert.com.

● **Antenna Port Conducted Measurement:**

- ☒ Pre-Scan has been conducted to determine the worst-case mode from all possible combinations be Meen available modulations, data rates and antenna ports (If EUT with antenna diversity architecture).
- ☒ Support 802.11ax, device debugging is tested in Full RU state
- ☒ Following channel(s) was (were) selected for the final test as listed below.

EUT Configure Mode	Mode	Freq. Band (MHz)	Available Channel	Tested Channel	Modulation	Data Rate (Mbps)
B	802.11a	5180-5240	36 to 48	36, 40, 48	OFDM	6.0
B	802.11n (20MHz)		36 to 48	36, 40, 48	OFDM	MCS0
B	802.11n (40MHz)		38 to 46	38, 46	OFDM	MCS0
B	802.11ac (20MHz)		36 to 48	36, 40, 48	OFDM	MCS0
B	802.11ac (40MHz)		38 to 46	38, 46	OFDM	MCS0
B	802.11ac (80MHz)		42	42	OFDM	MCS0
B	802.11ax (20MHz)		36 to 48	36, 40, 48	OFDMA	MCS0
B	802.11ax (40MHz)		38 to 46	38, 46	OFDMA	MCS0
B	802.11ax (80MHz)		42	42	OFDMA	MCS0
B	802.11a	5745-5825	149 to 165	149, 157, 165	OFDM	6.0
B	802.11n (20MHz)		149 to 165	149, 157, 165	OFDM	MCS0
B	802.11n (40MHz)		151 to 159	151, 159	OFDM	MCS0
B	802.11ac (20MHz)		149 to 165	149, 157, 165	OFDM	MCS0
B	802.11ac (40MHz)		151 to 159	151, 159	OFDM	MCS0
B	802.11ac (80MHz)		155	155	OFDM	MCS0
B	802.11ax (20MHz)		149 to 165	149, 157, 165	OFDM	MCS0
B	802.11ax (40MHz)		151 to 159	151, 159	OFDM	MCS0
B	802.11ax (80MHz)		155	155	OFDMA	MCS0

Any report having not been signed by authorized approver, or having been altered without authorization, or having not been stamped by the "Dedicated Testing/Inspection Stamp" is deemed to be invalid. Copying or excerpting portion of, or altering the content of the report is not permitted without the written authorization of AGC. The test results presented in the report apply only to the tested sample. Any objections to report issued by AGC should be submitted to AGC within 15days after the issuance of the test report. Further enquiry of validity or verification of the test report should be addressed to AGC by agc01@agccert.com.

6. Duty Cycle Measurement

5GHz WLAN (NII) operation is possible in 20MHz, 40MHz and 80MHz channel bandwidths. The maximum achievable duty cycles for all modes were determined based on measurements performed on a spectrum analyzer in zero-span mode with RBW = 8MHz, VBW = 50MHz, and detector = Average. The RBW and VBW were both greater than 50/T, where T is the minimum transmission duration, and the number of sweep points across T was greater than 100. The duty cycles are as follows:

Chain A

Operating mode	Data rates (Mbps)	Duty Cycle (%)	Duty Cycle Factor (dB)
Band U-NII1:5150MHz-5250MHz			
802.11a	6	100	/
802.11n_HT20	MCS0	100	/
802.11n_HT40	MCS0	100	/
802.11ac_VHT20	MCS0	100	/
802.11ac_VHT40	MCS0	100	/
802.11ac_VHT80	MCS0	100	/
802.11ax_HE20	MCS0	100	/
802.11ax_HE40	MCS0	100	/
802.11ax_HE80	MCS0	100	/
Band U-NII 3:5725MHz-5850MHz			
802.11a	6	100	/
802.11n_HT20	MCS0	100	/
802.11n_HT40	MCS0	100	/
802.11ac_VHT20	MCS0	100	/
802.11ac_VHT40	MCS0	100	/
802.11ac_VHT80	MCS0	100	/
802.11ax_HE20	MCS0	100	/
802.11ax_HE40	MCS0	100	/
802.11ax_HE80	MCS0	100	/

Any report having not been signed by authorized approver, or having been altered without authorization, or having not been stamped by the "Dedicated Testing/Inspection Stamp" is deemed to be invalid. Copying or excerpting portion of, or altering the content of the report is not permitted without the written authorization of AGC. The test results presented in the report apply only to the tested sample. Any objections to report issued by AGC should be submitted to AGC within 15days after the issuance of the test report. Further enquiry of validity or verification of the test report should be addressed to AGC by agc01@agccert.com.

Chain B

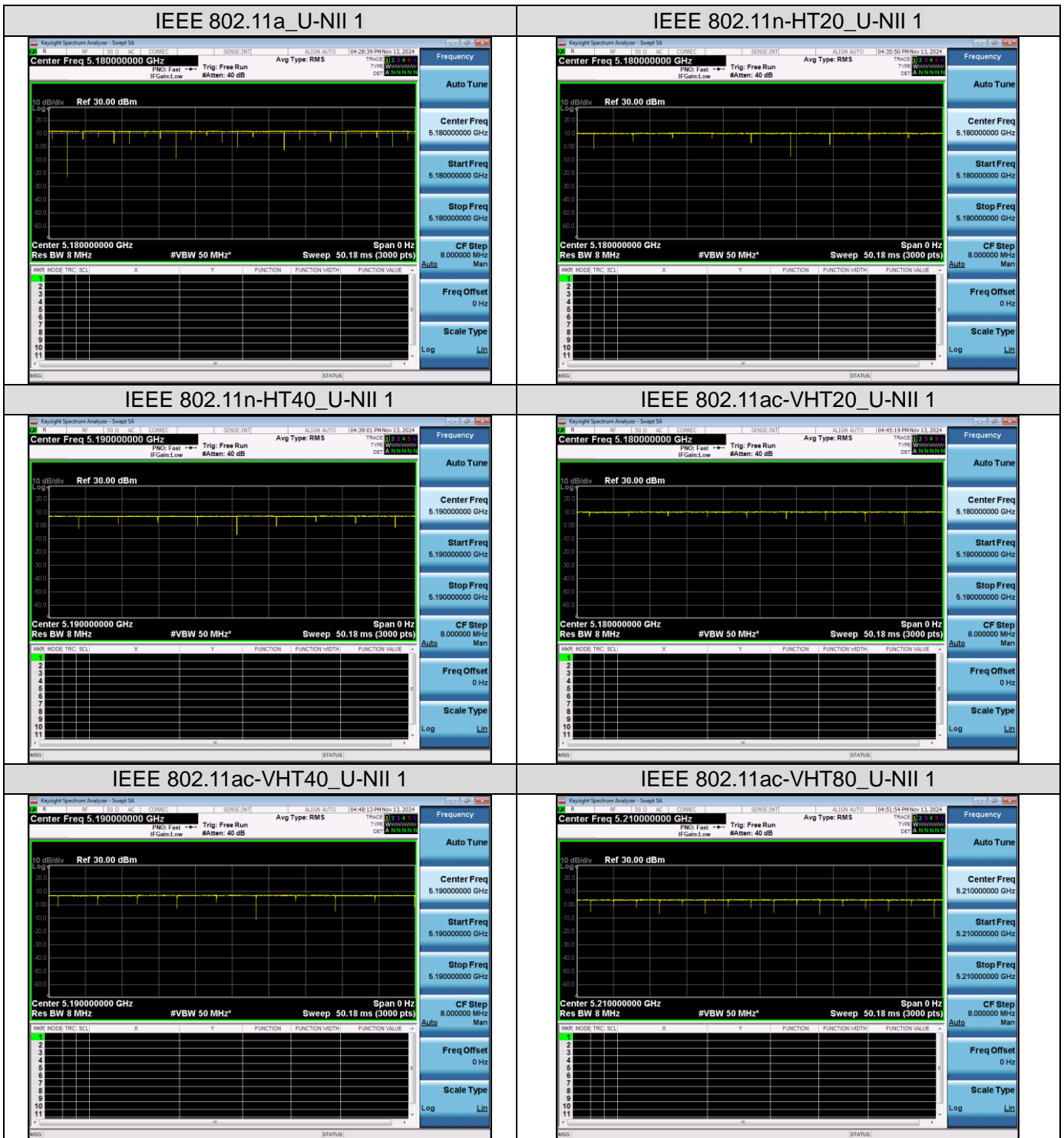
Operating mode	Data rates (Mbps)	Duty Cycle (%)	Duty Cycle Factor (dB)
Band U-NII1:5150MHz-5250MHz			
802.11a	6	100	/
802.11n_HT20	MCS0	100	/
802.11n_HT40	MCS0	100	/
802.11ac_VHT20	MCS0	100	/
802.11ac_VHT40	MCS0	100	/
802.11ac_VHT80	MCS0	100	/
802.11ax_HE20	MCS0	100	/
802.11ax_HE40	MCS0	100	/
802.11ax_HE80	MCS0	100	/
Band U-NII 3:5725MHz-5850MHz			
802.11a	6	100	/
802.11n_HT20	MCS0	100	/
802.11n_HT40	MCS0	100	/
802.11ac_VHT20	MCS0	100	/
802.11ac_VHT40	MCS0	100	/
802.11ac_VHT80	MCS0	100	/
802.11ax_HE20	MCS0	100	/
802.11ax_HE40	MCS0	100	/
802.11ax_HE80	MCS0	100	/

Remark:

1. Duty Cycle factor = $10 * \log (1/ \text{Duty cycle})$
2. The duty cycle of each frequency band mode reflects the determination requirements of the low channel measurement value.
3. Involving the test items of duty cycle compensation coefficient, the final results have been added and calculated by the software and presented.

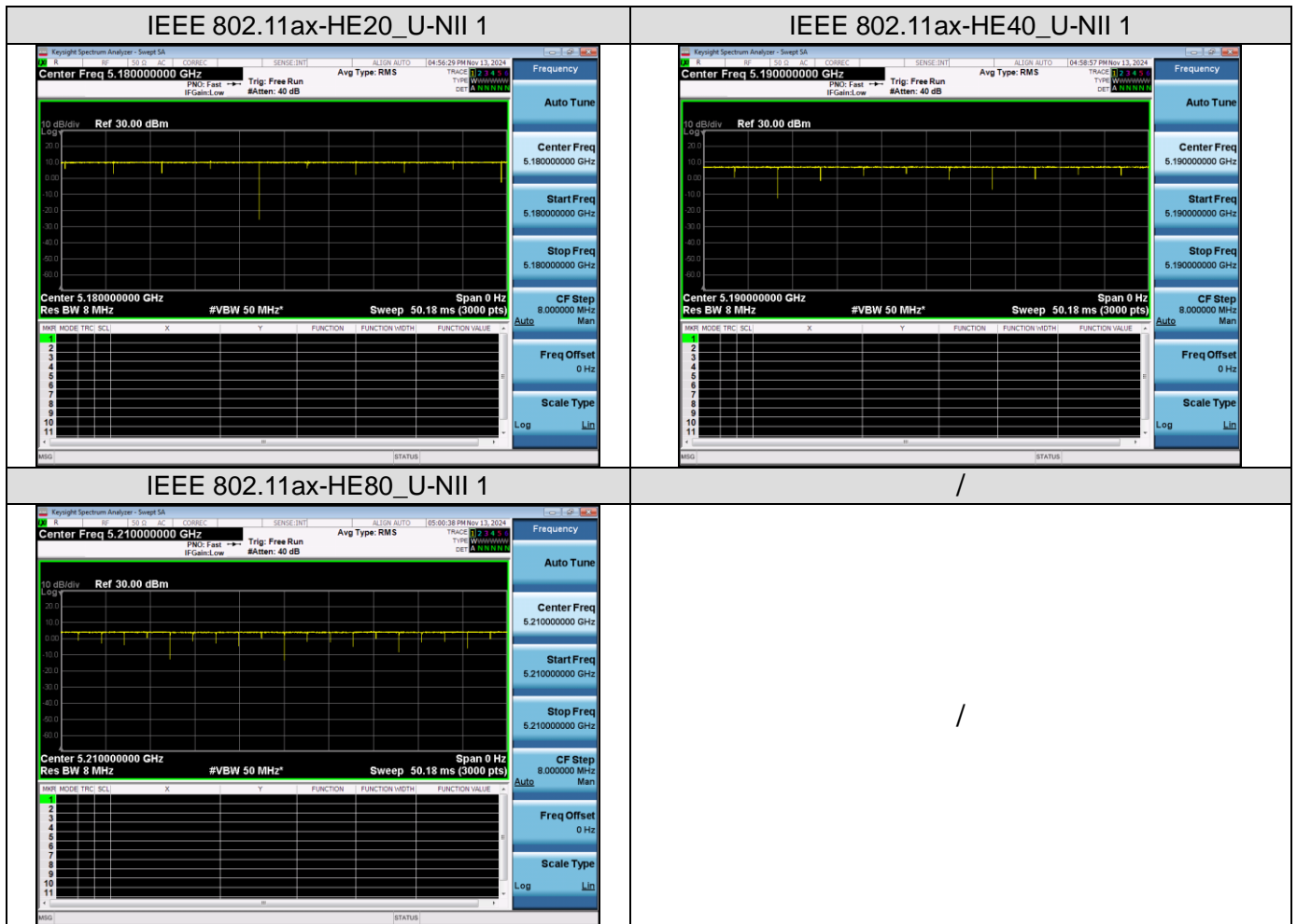
Any report having not been signed by authorized approver, or having been altered without authorization, or having not been stamped by the "Dedicated Testing/Inspection Stamp" is deemed to be invalid. Copying or excerpting portion of, or altering the content of the report is not permitted without the written authorization of AGC. The test results presented in the report apply only to the tested sample. Any objections to report issued by AGC should be submitted to AGC within 15days after the issuance of the test report. Further enquiry of validity or verification of the test report should be addressed to AGC by agc01@agccert.com.

The Chain A test plots as follows:



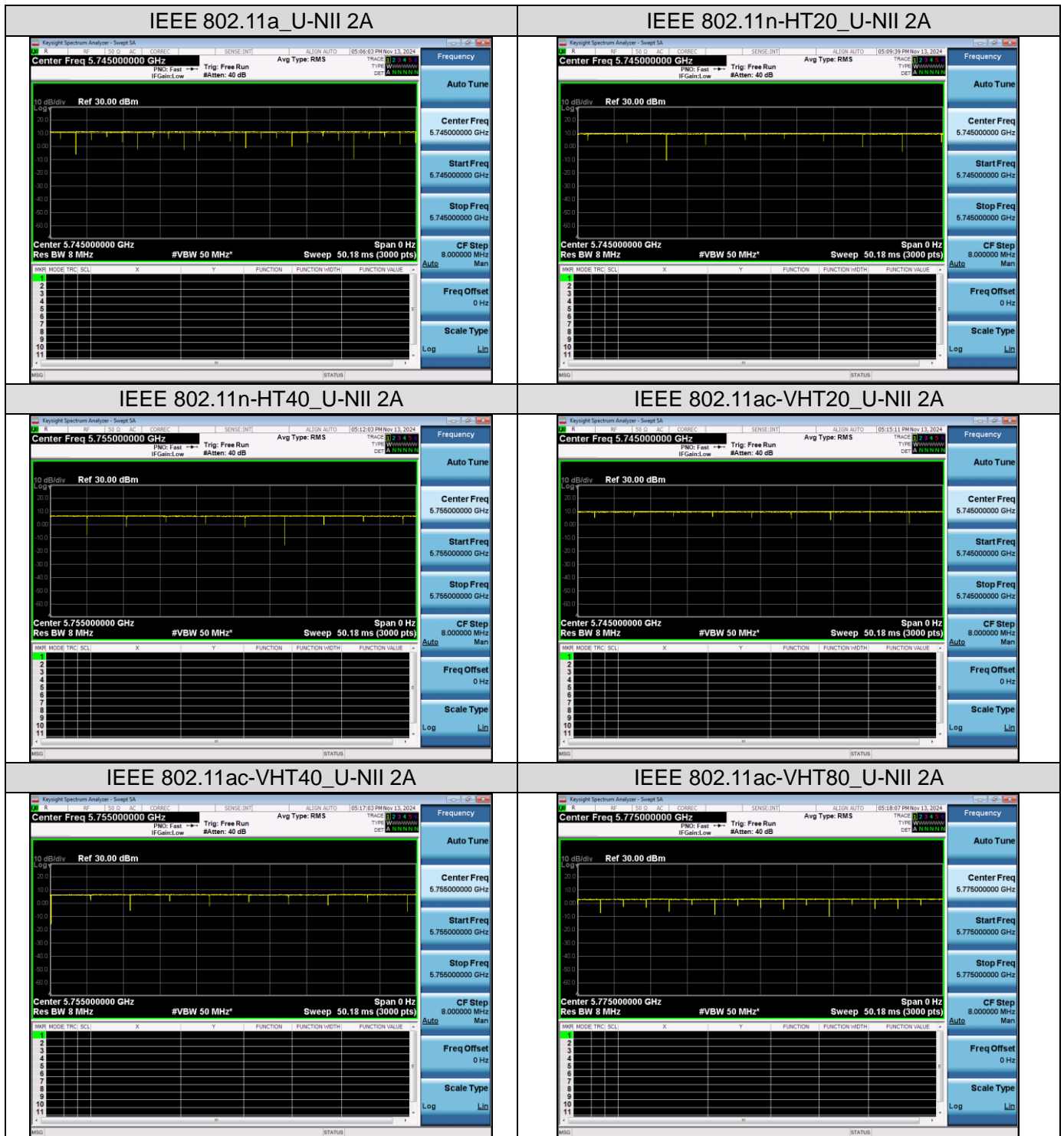
Any report having not been signed by authorized approver, or having been altered without authorization, or having not been stamped by the “Dedicated Testing/Inspection Stamp” is deemed to be invalid. Copying or excerpting portion of, or altering the content of the report is not permitted without the written authorization of AGC. The test results presented in the report apply only to the tested sample. Any objections to report issued by AGC should be submitted to AGC within 15days after the issuance of the test report. Further enquiry of validity or verification of the test report should be addressed to AGC by agc01@agccert.com.

Attestation of Global Compliance(Shenzhen)Co., Ltd
Attestation of Global Compliance(Shenzhen)Std & Tech Co., Ltd
Tel: +86-755 2523 4088 E-mail: agc@agccert.com Web: http://www.agccert.com/

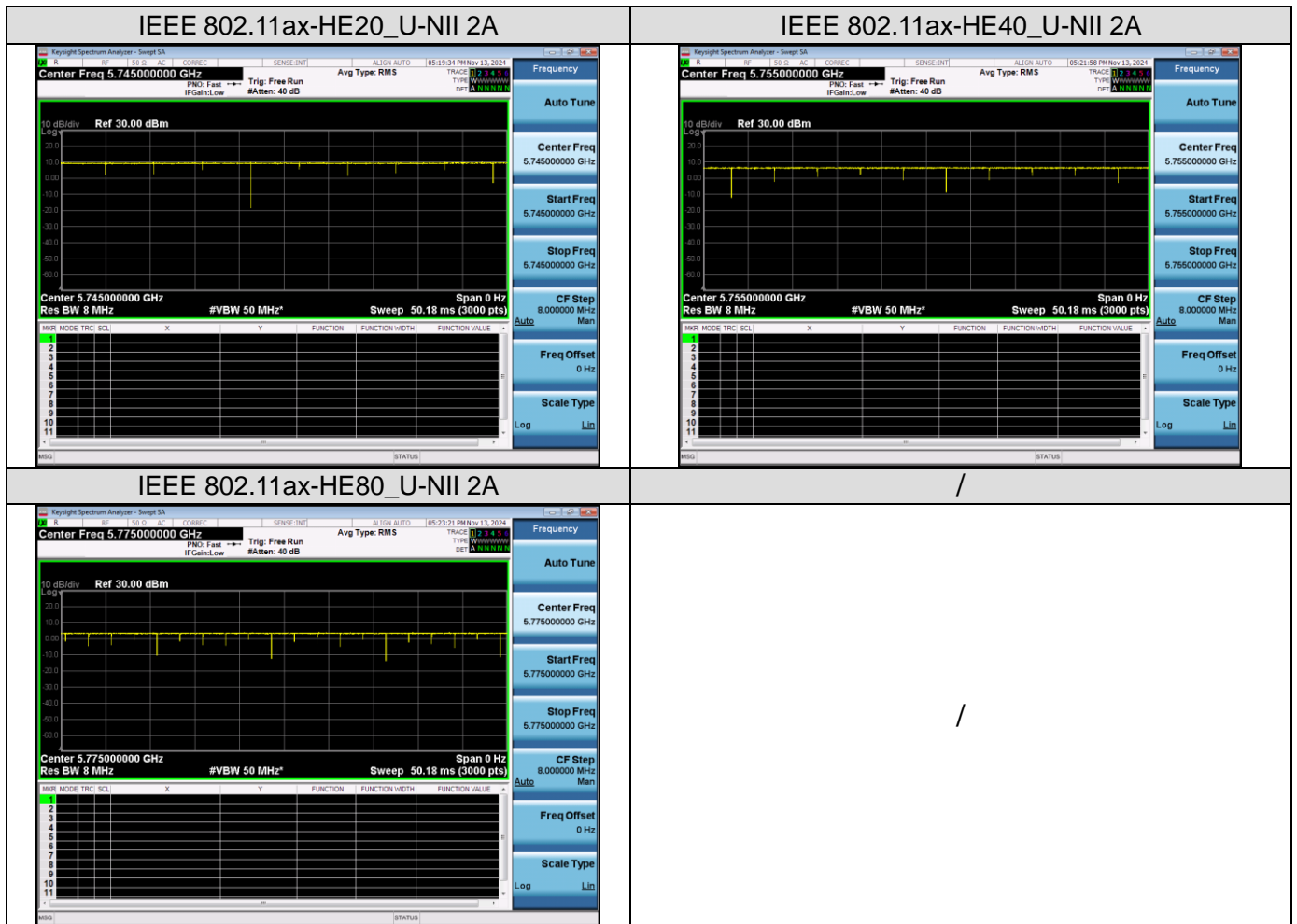


Any report having not been signed by authorized approver, or having been altered without authorization, or having not been stamped by the "Dedicated Testing/Inspection Stamp" is deemed to be invalid. Copying or excerpting portion of, or altering the content of the report is not permitted without the written authorization of AGC. The test results presented in the report apply only to the tested sample. Any objections to report issued by AGC should be submitted to AGC within 15days after the issuance of the test report. Further enquiry of validity or verification of the test report should be addressed to AGC by agc01@agccert.com.

Attestation of Global Compliance(Shenzhen)Co., Ltd
Attestation of Global Compliance(Shenzhen)Std & Tech Co., Ltd
Tel: +86-755 2523 4088 E-mail: agc@agccert.com Web: <http://www.agccert.com/>



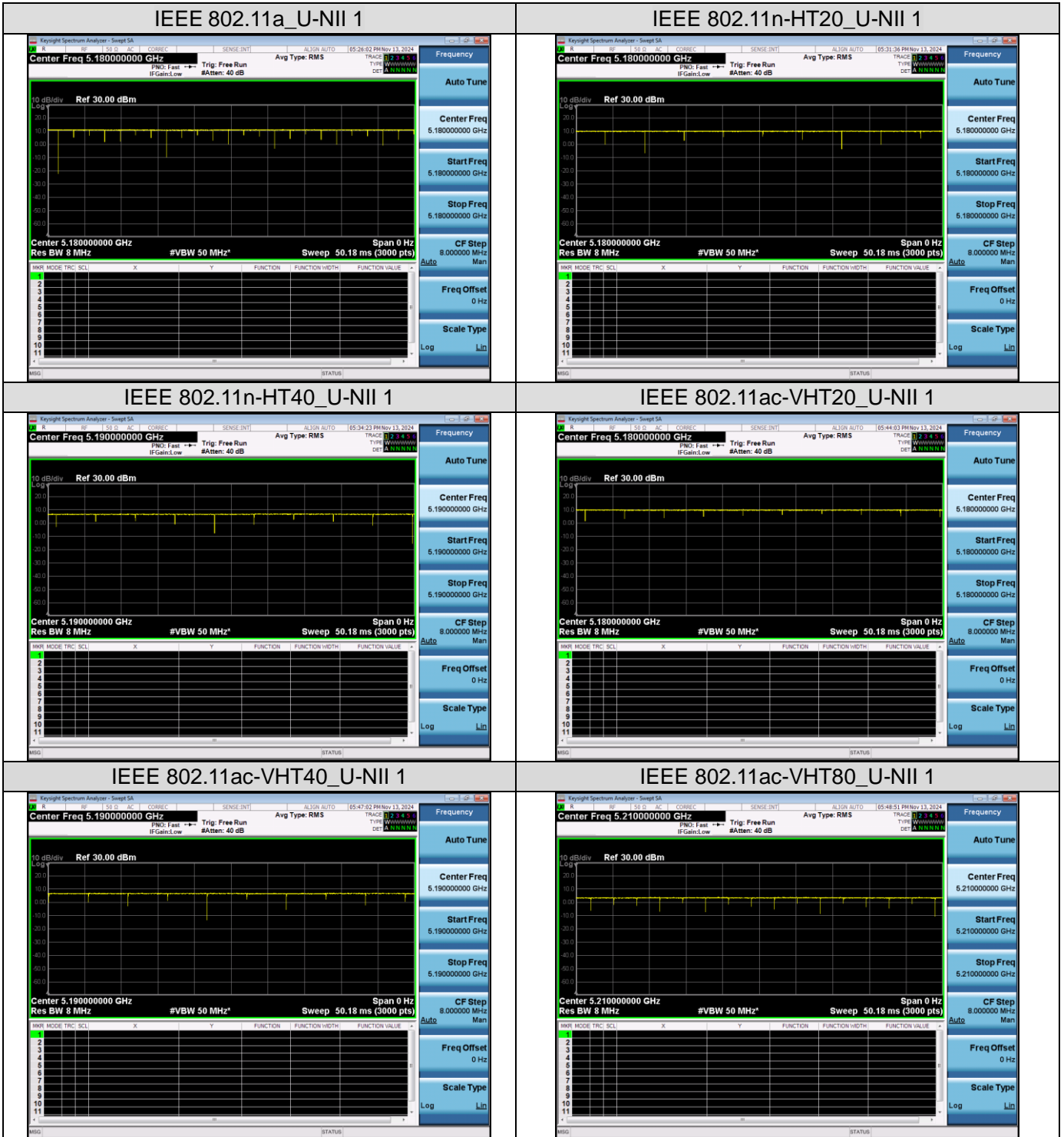
Any report having not been signed by authorized approver, or having been altered without authorization, or having not been stamped by the "Dedicated Testing/Inspection Stamp" is deemed to be invalid. Copying or excerpting portion of, or altering the content of the report is not permitted without the written authorization of AGC. The test results presented in the report apply only to the tested sample. Any objections to report issued by AGC should be submitted to AGC within 15days after the issuance of the test report. Further enquiry of validity or verification of the test report should be addressed to AGC by agc01@agccert.com.



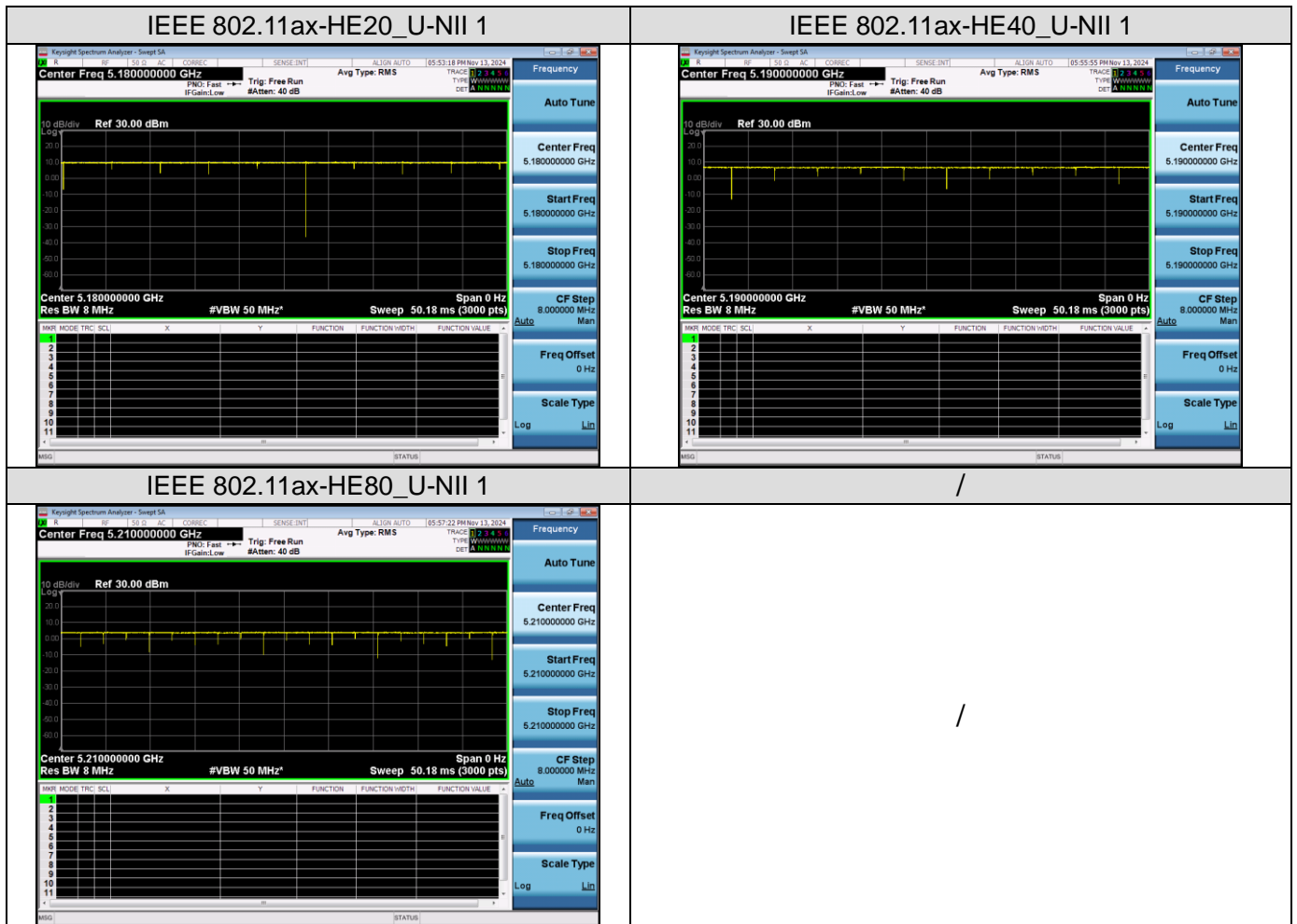
Any report having not been signed by authorized approver, or having been altered without authorization, or having not been stamped by the “Dedicated Testing/Inspection Stamp” is deemed to be invalid. Copying or excerpting portion of, or altering the content of the report is not permitted without the written authorization of AGC. The test results presented in the report apply only to the tested sample. Any objections to report issued by AGC should be submitted to AGC within 15days after the issuance of the test report. Further enquiry of validity or verification of the test report should be addressed to AGC by agc01@agccert.com.

Attestation of Global Compliance(Shenzhen)Co., Ltd
Attestation of Global Compliance(Shenzhen)Std & Tech Co., Ltd
Tel: +86-755 2523 4088 E-mail: agc@agccert.com Web: http://www.agccert.com/

The Chain B test plots as follows:

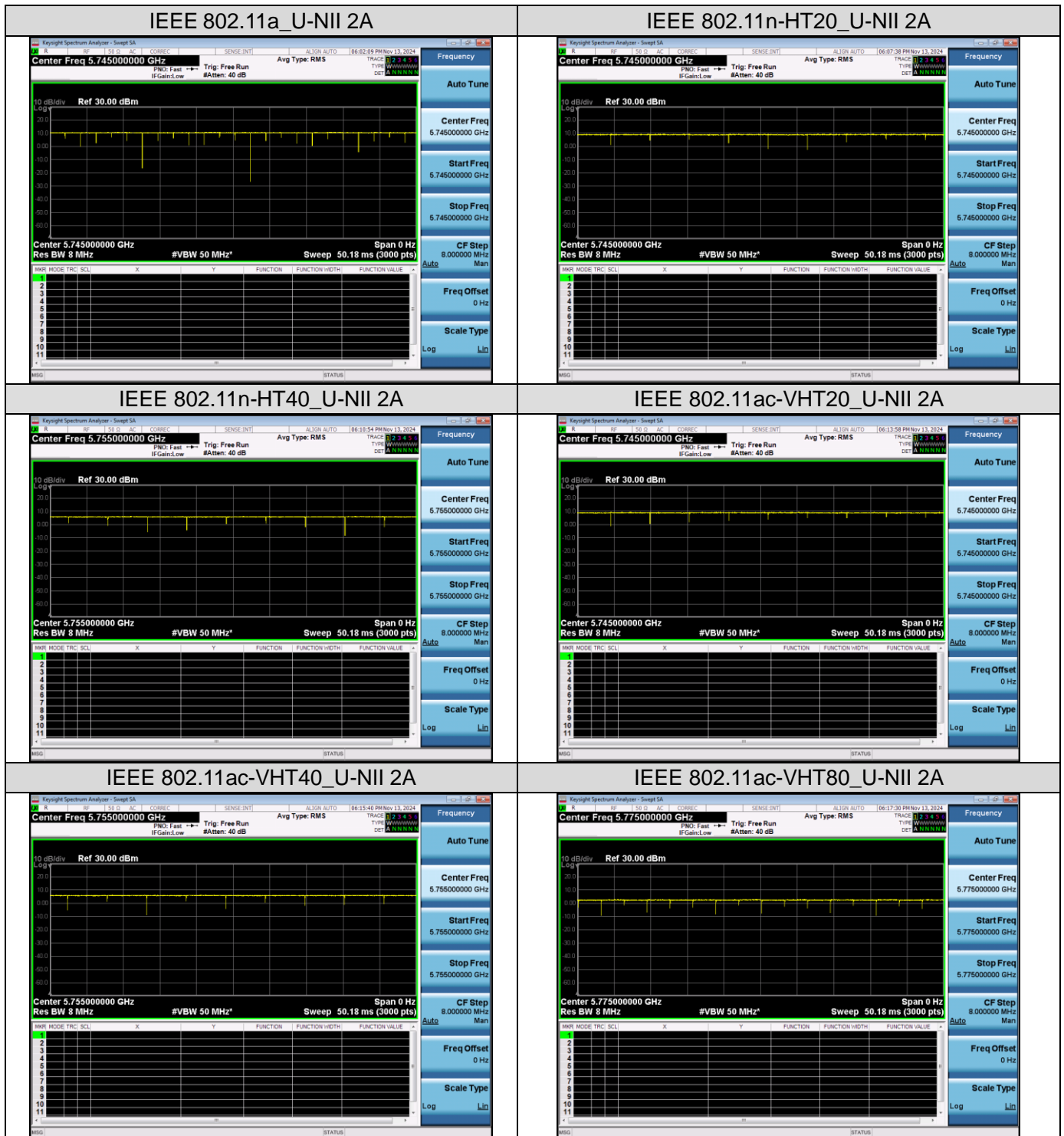


Any report having not been signed by authorized approver, or having been altered without authorization, or having not been stamped by the "Dedicated Testing/Inspection Stamp" is deemed to be invalid. Copying or excerpting portion of, or altering the content of the report is not permitted without the written authorization of AGC. The test results presented in the report apply only to the tested sample. Any objections to report issued by AGC should be submitted to AGC within 15days after the issuance of the test report. Further enquiry of validity or verification of the test report should be addressed to AGC by agc01@agccert.com.

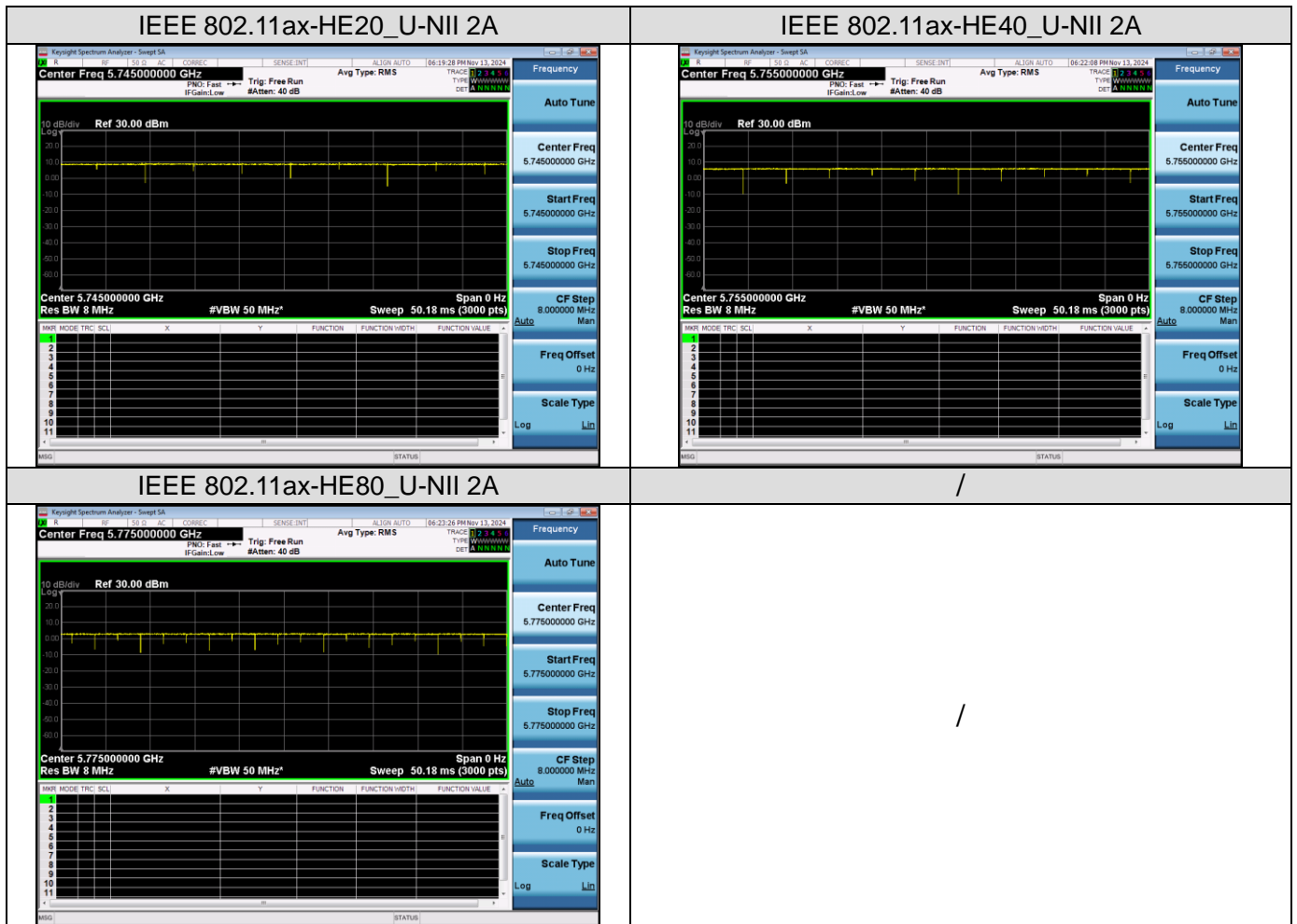


Any report having not been signed by authorized approver, or having been altered without authorization, or having not been stamped by the “Dedicated Testing/Inspection Stamp” is deemed to be invalid. Copying or excerpting portion of, or altering the content of the report is not permitted without the written authorization of AGC. The test results presented in the report apply only to the tested sample. Any objections to report issued by AGC should be submitted to AGC within 15days after the issuance of the test report. Further enquiry of validity or verification of the test report should be addressed to AGC by agc01@agccert.com.

Attestation of Global Compliance(Shenzhen)Co., Ltd
Attestation of Global Compliance(Shenzhen)Std & Tech Co., Ltd
Tel: +86-755 2523 4088 E-mail: agc@agccert.com Web: <http://www.agccert.com/>



Any report having not been signed by authorized approver, or having been altered without authorization, or having not been stamped by the “Dedicated Testing/Inspection Stamp” is deemed to be invalid. Copying or excerpting portion of, or altering the content of the report is not permitted without the written authorization of AGC. The test results presented in the report apply only to the tested sample. Any objections to report issued by AGC should be submitted to AGC within 15days after the issuance of the test report. Further enquiry of validity or verification of the test report should be addressed to AGC by agc01@agccert.com.



Any report having not been signed by authorized approver, or having been altered without authorization, or having not been stamped by the “Dedicated Testing/Inspection Stamp” is deemed to be invalid. Copying or excerpting portion of, or altering the content of the report is not permitted without the written authorization of AGC. The test results presented in the report apply only to the tested sample. Any objections to report issued by AGC should be submitted to AGC within 15days after the issuance of the test report. Further enquiry of validity or verification of the test report should be addressed to AGC by agc01@agccert.com.

7. RF Output Power Measurement

7.1 Provisions Applicable

Operation Band	EUT Category		LIMIT
U-NII-1	<input type="checkbox"/>	Outdoor Access Point	1 Watt (30 dBm) (Max. e.i.r.p < 125mW(21 dBm) at any elevation angle above 30 degrees as measured from the horizon)
	<input type="checkbox"/>	Fixed point-to-point Access Point	1 Watt (30 dBm)
	<input type="checkbox"/>	Indoor Access Point	1 Watt (30 dBm)
	<input checked="" type="checkbox"/>	Client devices	250mW (23.98 dBm)
U-NII-2A	/		250mW (23.98 dBm) or 11 dBm+10 log B*
U-NII-2C	/		250mW (23.98 dBm) or 11 dBm+10 log B*
U-NII-3	/		1 Watt (30 dBm)

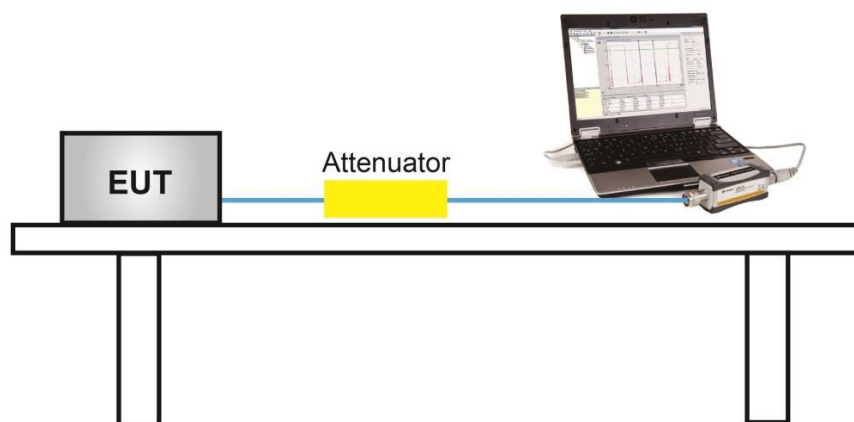
Note: Where B is the 26dB emission bandwidth in MHz.

7.2 Measurement Procedure

☒ Method PM is Measurement using an RF average power meter. The procedure for this method is as follows:

1. The testing follows the ANSI C63.10 Section 12.3.3.1
2. Measurements may be performed using a wideband RF power meter with a thermocouple detector or equivalent if all of the following conditions are satisfied:
3. The EUT is configured to transmit continuously, or to transmit with a constant duty cycle.
4. At all times when the EUT is transmitting, it shall be transmitting at its maximum power control level.
5. The integration period of the power meter exceeds the repetition period of the transmitted signal by at least a factor of five.
6. Determine according to the duty cycle of the equipment: when it is less than 98%, follow the steps below.
7. Measure the average power of the transmitter. This measurement is an average over both the ON and OFF periods of the transmitter.
8. Adjust the measurement in dBm by adding $[10 \log (1 / D)]$, where D is the duty cycle {e.g., $[10 \log (1 / 0.25)]$, if the duty cycle is 25%}.
9. The final test results have been increased by the duty cycle factor and recorded in the report.

7.3 Measurement Setup (Block Diagram of Configuration)



Any report having not been signed by authorized approver, or having been altered without authorization, or having not been stamped by the "Dedicated Testing/Inspection Stamp" is deemed to be invalid. Copying or excerpting portion of, or altering the content of the report is not permitted without the written authorization of AGC. The test results presented in the report apply only to the tested sample. Any objections to report issued by AGC should be submitted to AGC within 15days after the issuance of the test report. Further enquiry of validity or verification of the test report should be addressed to AGC by agc01@agccert.com.

7.4 Measurement Result

Test Data of Conducted Output Power for band 5.15-5.25 GHz-Chain A				
Test Mode	Test Channel (MHz)	Average Power (dBm)	Limits (dBm)	Pass or Fail
802.11a	5180	14.49	23.98	Pass
	5200	14.55	23.98	Pass
	5240	14.69	23.98	Pass
802.11n20	5180	13.29	23.98	Pass
	5200	13.37	23.98	Pass
	5240	13.48	23.98	Pass
802.11n40	5190	13.55	23.98	Pass
	5230	13.67	23.98	Pass
802.11ac20	5180	13.27	23.98	Pass
	5200	13.34	23.98	Pass
	5240	13.51	23.98	Pass
802.11ac40	5190	13.57	23.98	Pass
	5230	13.69	23.98	Pass
802.11ac80	5210	13.61	23.98	Pass
802.11ax20	5180	13.40	23.98	Pass
	5200	13.45	23.98	Pass
	5240	13.61	23.98	Pass
802.11ax40	5190	13.47	23.98	Pass
	5230	13.62	23.98	Pass
802.11ax80	5210	13.68	23.98	Pass

Any report having not been signed by authorized approver, or having been altered without authorization, or having not been stamped by the "Dedicated Testing/Inspection Stamp" is deemed to be invalid. Copying or excerpting portion of, or altering the content of the report is not permitted without the written authorization of AGC. The test results presented in the report apply only to the tested sample. Any objections to report issued by AGC should be submitted to AGC within 15days after the issuance of the test report. Further enquiry of validity or verification of the test report should be addressed to AGC by agc01@agccert.com.

Test Data of Conducted Output Power for band 5.15-5.25 GHz-Chain B				
Test Mode	Test Channel (MHz)	Average Power (dBm)	Limits (dBm)	Pass or Fail
802.11a	5180	13.85	23.98	Pass
	5200	13.77	23.98	Pass
	5240	14.06	23.98	Pass
802.11n20	5180	13.04	23.98	Pass
	5200	12.98	23.98	Pass
	5240	13.10	23.98	Pass
802.11n40	5190	13.26	23.98	Pass
	5230	13.36	23.98	Pass
802.11ac20	5180	13.01	23.98	Pass
	5200	12.95	23.98	Pass
	5240	13.03	23.98	Pass
802.11ac40	5190	13.25	23.98	Pass
	5230	13.33	23.98	Pass
802.11ac80	5210	13.33	23.98	Pass
802.11ax20	5180	13.14	23.98	Pass
	5200	13.09	23.98	Pass
	5240	13.20	23.98	Pass
802.11ax40	5190	13.19	23.98	Pass
	5230	13.30	23.98	Pass
802.11ax80	5210	13.47	23.98	Pass

Any report having not been signed by authorized approver, or having been altered without authorization, or having not been stamped by the "Dedicated Testing/Inspection Stamp" is deemed to be invalid. Copying or excerpting portion of, or altering the content of the report is not permitted without the written authorization of AGC. The test results presented in the report apply only to the tested sample. Any objections to report issued by AGC should be submitted to AGC within 15days after the issuance of the test report. Further enquiry of validity or verification of the test report should be addressed to AGC by agc01@agccert.com.

Test Data of Conducted Output Power for band 5.725-5.850 GHz-Chain A				
Test Mode	Test Channel (MHz)	Average Power (dBm)	Limits (dBm)	Pass or Fail
802.11a	5745	13.96	30	Pass
	5785	13.93	30	Pass
	5825	13.92	30	Pass
802.11n20	5745	12.73	30	Pass
	5785	12.67	30	Pass
	5825	12.79	30	Pass
802.11n40	5755	13.04	30	Pass
	5795	12.88	30	Pass
802.11ac20	5745	12.73	30	Pass
	5785	12.72	30	Pass
	5825	12.80	30	Pass
802.11ac40	5755	13.05	30	Pass
	5795	12.86	30	Pass
802.11ac80	5775	12.86	30	Pass
802.11ax20	5745	12.78	30	Pass
	5785	12.75	30	Pass
	5825	12.88	30	Pass
802.11ax40	5755	12.94	30	Pass
	5795	12.75	30	Pass
802.11ax80	5775	12.97	30	Pass

Any report having not been signed by authorized approver, or having been altered without authorization, or having not been stamped by the "Dedicated Testing/Inspection Stamp" is deemed to be invalid. Copying or excerpting portion of, or altering the content of the report is not permitted without the written authorization of AGC. The test results presented in the report apply only to the tested sample. Any objections to report issued by AGC should be submitted to AGC within 15days after the issuance of the test report. Further enquiry of validity or verification of the test report should be addressed to AGC by agc01@agccert.com.

Test Data of Conducted Output Power for band 5.725-5.850 GHz-Chain B				
Test Mode	Test Channel (MHz)	Average Power (dBm)	Limits (dBm)	Pass or Fail
802.11a	5745	13.37	30	Pass
	5785	13.45	30	Pass
	5825	13.81	30	Pass
802.11n20	5745	12.19	30	Pass
	5785	12.26	30	Pass
	5825	12.78	30	Pass
802.11n40	5755	12.50	30	Pass
	5795	12.47	30	Pass
802.11ac20	5745	12.11	30	Pass
	5785	12.23	30	Pass
	5825	12.78	30	Pass
802.11ac40	5755	12.49	30	Pass
	5795	12.49	30	Pass
802.11ac80	5775	12.38	30	Pass
802.11ax20	5745	12.22	30	Pass
	5785	12.33	30	Pass
	5825	12.87	30	Pass
802.11ax40	5755	12.39	30	Pass
	5795	12.40	30	Pass
802.11ax80	5775	12.53	30	Pass

Any report having not been signed by authorized approver, or having been altered without authorization, or having not been stamped by the "Dedicated Testing/Inspection Stamp" is deemed to be invalid. Copying or excerpting portion of, or altering the content of the report is not permitted without the written authorization of AGC. The test results presented in the report apply only to the tested sample. Any objections to report issued by AGC should be submitted to AGC within 15days after the issuance of the test report. Further enquiry of validity or verification of the test report should be addressed to AGC by agc01@agccert.com.

Test Data of Conducted Output Power for band 5.15-5.25 GHz-MIMO				
Test Mode	Test Channel (MHz)	Average Power (dBm)	Limits (dBm)	Pass or Fail
802.11n20	5180	16.18	23.98	Pass
	5200	16.19	23.98	Pass
	5240	16.30	23.98	Pass
802.11n40	5190	16.42	23.98	Pass
	5230	16.53	23.98	Pass
802.11ac20	5180	16.15	23.98	Pass
	5200	16.16	23.98	Pass
	5240	16.29	23.98	Pass
802.11ac40	5190	16.42	23.98	Pass
	5230	16.52	23.98	Pass
802.11ac80	5210	16.48	23.98	Pass
802.11ax20	5180	16.28	23.98	Pass
	5200	16.28	23.98	Pass
	5240	16.42	23.98	Pass
802.11ax40	5190	16.34	23.98	Pass
	5230	16.47	23.98	Pass
802.11ax80	5210	16.59	23.98	Pass

Any report having not been signed by authorized approver, or having been altered without authorization, or having not been stamped by the "Dedicated Testing/Inspection Stamp" is deemed to be invalid. Copying or excerpting portion of, or altering the content of the report is not permitted without the written authorization of AGC. The test results presented in the report apply only to the tested sample. Any objections to report issued by AGC should be submitted to AGC within 15days after the issuance of the test report. Further enquiry of validity or verification of the test report should be addressed to AGC by agc01@agccert.com.

Test Data of Conducted Output Power for band 5.725-5.85 GHz-MIMO				
Test Mode	Test Channel (MHz)	Average Power (dBm)	Limits (dBm)	Pass or Fail
802.11n20	5745	15.48	30	Pass
	5785	15.48	30	Pass
	5825	15.80	30	Pass
802.11n40	5755	15.79	30	Pass
	5795	15.69	30	Pass
802.11ac20	5745	15.44	30	Pass
	5785	15.49	30	Pass
	5825	15.80	30	Pass
802.11ac40	5755	15.79	30	Pass
	5795	15.69	30	Pass
802.11ac80	5775	15.64	30	Pass
802.11ax20	5745	15.52	30	Pass
	5785	15.56	30	Pass
	5825	15.89	30	Pass
802.11ax40	5755	15.68	30	Pass
	5795	15.59	30	Pass
802.11ax80	5775	15.77	30	Pass

Any report having not been signed by authorized approver, or having been altered without authorization, or having not been stamped by the "Dedicated Testing/Inspection Stamp" is deemed to be invalid. Copying or excerpting portion of, or altering the content of the report is not permitted without the written authorization of AGC. The test results presented in the report apply only to the tested sample. Any objections to report issued by AGC should be submitted to AGC within 15days after the issuance of the test report. Further enquiry of validity or verification of the test report should be addressed to AGC by agc01@agccert.com.

8. 6dB&26dB Bandwidth Measurement

8.1 Provisions Applicable

The minimum 6dB bandwidth shall be at least 500 kHz.

8.2 Measurement Procedure

◆ -6dB bandwidth (DTS bandwidth) Test setting:

1. Connect EUT RF output port to the Spectrum Analyzer through an RF attenuator
2. Set the EUT Work on operation frequency individually.
3. Set RBW = 100kHz.
4. Set the VBW $\geq 3 \times$ RBW. Detector = Peak. Trace mode = max hold.
5. Measure the maximum width of the emission that is 6 dB down from the peak of the emission.

◆ 99% occupied bandwidth test setting:

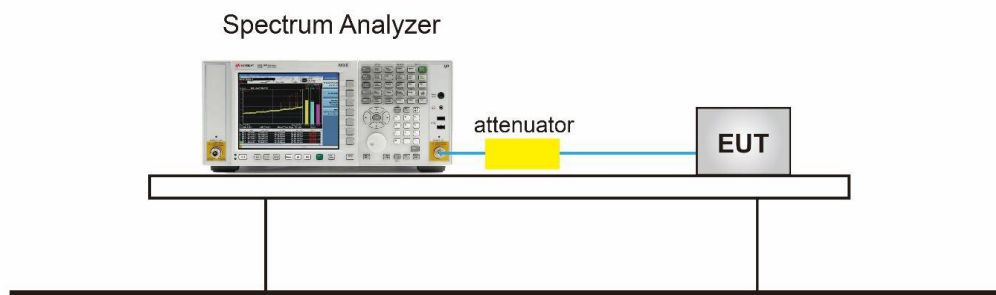
1. Connect EUT RF output port to the Spectrum Analyzer through an RF attenuator
2. Set the EUT Work on the top, the middle and the bottom operation frequency individually.
3. Set Span = approximately 1.5 to 5 times the OBW, centered on a nominal channel
The nominal IF filter bandwidth (3 dB RBW) shall be in the range of 1% to 5% of the OBW and video bandwidth (VBW) shall be approximately three times RBW; Sweep = auto; Detector function = peak
4. Set SPA Trace 1 Max hold, then View.

◆ -26dB Bandwidth test setting:

1. Set RBW = approximately 1% of the emission bandwidth.
2. Set the VBW > RBW.
3. Detector = Peak.
4. Trace mode = max hold.
5. Measure the maximum width of the emission that is 26 dB down from the maximum of the emission.
Compare this with the RBW setting of the analyzer. Readjust RBW and repeat measurement as needed until the RBW/EBW ratio is approximately 1%.

Note: The EUT was tested according to KDB 789033 for compliance to FCC 47CFR 15.407 requirements.

8.3 Measurement Setup (Block Diagram of Configuration)



Any report having not been signed by authorized approver, or having been altered without authorization, or having not been stamped by the "Dedicated Testing/Inspection Stamp" is deemed to be invalid. Copying or excerpting portion of, or altering the content of the report is not permitted without the written authorization of AGC. The test results presented in the report apply only to the tested sample. Any objections to report issued by AGC should be submitted to AGC within 15days after the issuance of the test report. Further enquiry of validity or verification of the test report should be addressed to AGC by agc01@agccert.com.

8.4 Measurement Results

Test Data of Occupied Bandwidth and -26dB Bandwidth for band 5.15-5.25 GHz-Chain A					
Test Mode	Test Channel (MHz)	99% Occupied Bandwidth (MHz)	-26dB Bandwidth (MHz)	Limits (MHz)	Pass or Fail
802.11a	5180	16.392	19.278	N/A	Pass
	5200	16.357	18.999	N/A	Pass
	5240	16.367	18.806	N/A	Pass
802.11n20	5180	17.563	20.046	N/A	Pass
	5200	17.556	20.048	N/A	Pass
	5240	17.552	20.318	N/A	Pass
802.11n40	5190	36.002	39.531	N/A	Pass
	5230	36.014	39.578	N/A	Pass
802.11ac20	5180	17.546	20.187	N/A	Pass
	5200	17.558	20.061	N/A	Pass
	5240	17.583	19.991	N/A	Pass
802.11ac40	5190	36.009	39.468	N/A	Pass
	5230	36.065	39.606	N/A	Pass
802.11ac80	5210	75.369	81.625	N/A	Pass
802.11ax20	5180	18.958	20.686	N/A	Pass
	5200	18.924	20.915	N/A	Pass
	5240	18.938	20.583	N/A	Pass
802.11ax40	5190	37.669	40.125	N/A	Pass
	5230	37.716	40.300	N/A	Pass
802.11ax80	5210	76.985	81.802	N/A	Pass

Any report having not been signed by authorized approver, or having been altered without authorization, or having not been stamped by the "Dedicated Testing/Inspection Stamp" is deemed to be invalid. Copying or excerpting portion of, or altering the content of the report is not permitted without the written authorization of AGC. The test results presented in the report apply only to the tested sample. Any objections to report issued by AGC should be submitted to AGC within 15days after the issuance of the test report. Further enquiry of validity or verification of the test report should be addressed to AGC by agc01@agccert.com.

Test Data of Occupied Bandwidth and -26dB Bandwidth for band 5.15-5.25 GHz-Chain B					
Test Mode	Test Channel (MHz)	99% Occupied Bandwidth (MHz)	-26dB Bandwidth (MHz)	Limits (MHz)	Pass or Fail
802.11a	5180	16.383	18.856	N/A	Pass
	5200	16.364	19.006	N/A	Pass
	5240	16.377	18.806	N/A	Pass
802.11n20	5180	17.586	19.845	N/A	Pass
	5200	17.553	20.360	N/A	Pass
	5240	17.546	20.180	N/A	Pass
802.11n40	5190	36.023	39.726	N/A	Pass
	5230	36.027	39.551	N/A	Pass
802.11ac20	5180	17.556	20.156	N/A	Pass
	5200	17.561	20.228	N/A	Pass
	5240	17.554	20.362	N/A	Pass
802.11ac40	5190	36.048	39.232	N/A	Pass
	5230	36.010	39.549	N/A	Pass
802.11ac80	5210	75.353	81.234	N/A	Pass
802.11ax20	5180	18.937	21.002	N/A	Pass
	5200	18.927	21.111	N/A	Pass
	5240	18.918	20.805	N/A	Pass
802.11ax40	5190	37.733	40.545	N/A	Pass
	5230	37.708	40.479	N/A	Pass
802.11ax80	5210	77.109	80.387	N/A	Pass

Any report having not been signed by authorized approver, or having been altered without authorization, or having not been stamped by the "Dedicated Testing/Inspection Stamp" is deemed to be invalid. Copying or excerpting portion of, or altering the content of the report is not permitted without the written authorization of AGC. The test results presented in the report apply only to the tested sample. Any objections to report issued by AGC should be submitted to AGC within 15days after the issuance of the test report. Further enquiry of validity or verification of the test report should be addressed to AGC by agc01@agccert.com.

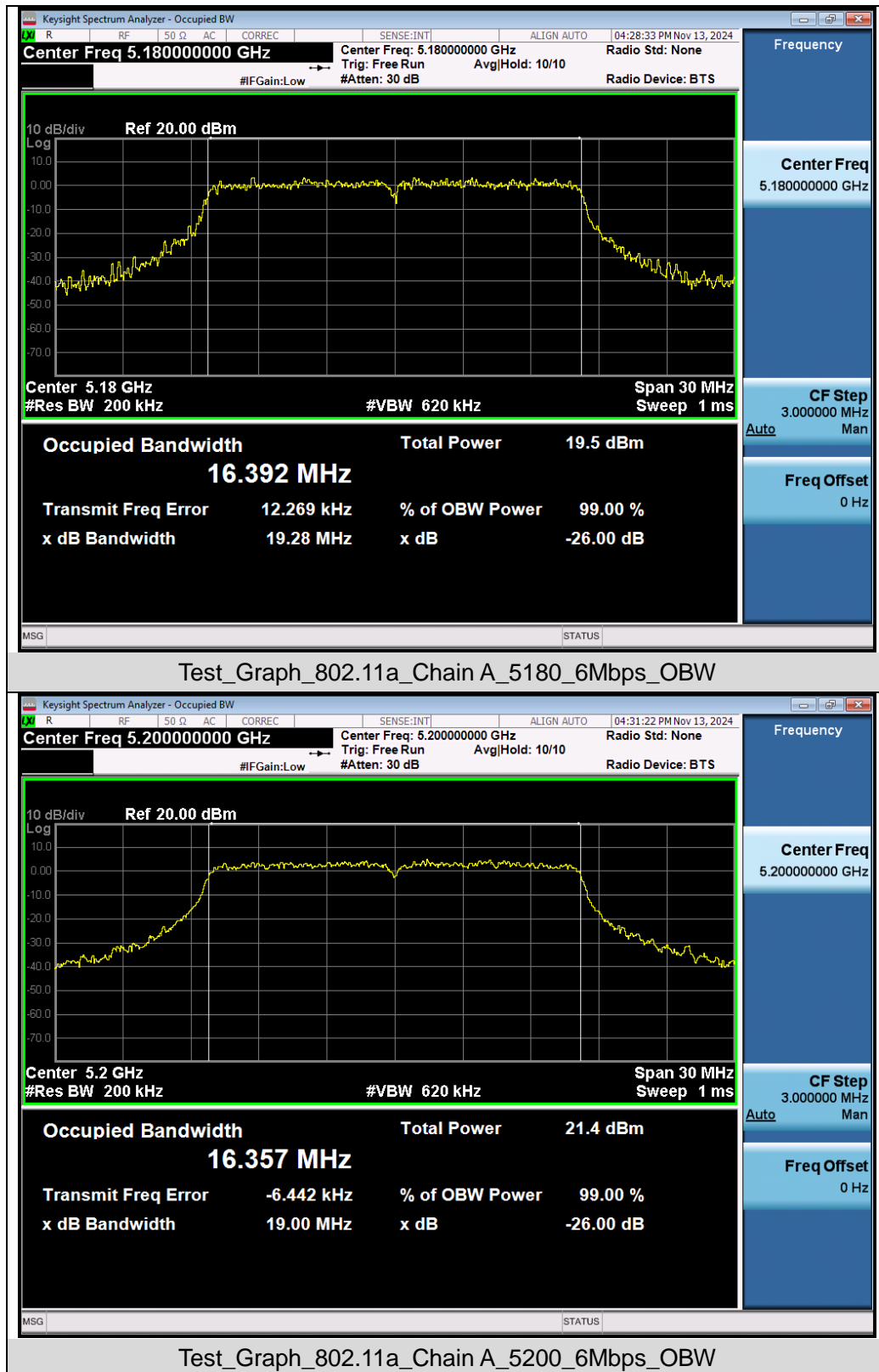
Test Data of Occupied Bandwidth and DTS Bandwidth for band 5.725-5.85 GHz-Chain A					
Test Mode	Test Channel (MHz)	99% Occupied Bandwidth (MHz)	DTS Bandwidth (MHz)	Limits (MHz)	Pass or Fail
802.11a	5745	16.404	16.372	0.5	Pass
	5785	16.385	16.346	0.5	Pass
	5825	16.367	16.483	0.5	Pass
802.11n20	5745	17.577	16.899	0.5	Pass
	5785	17.568	17.328	0.5	Pass
	5825	17.603	17.324	0.5	Pass
802.11n40	5755	36.031	36.424	0.5	Pass
	5795	36.047	35.714	0.5	Pass
802.11ac20	5745	17.585	17.707	0.5	Pass
	5785	17.564	17.651	0.5	Pass
	5825	17.577	17.611	0.5	Pass
802.11ac40	5755	36.056	35.759	0.5	Pass
	5795	36.075	35.867	0.5	Pass
802.11ac80	5775	75.440	75.381	0.5	Pass
802.11ax20	5180	18.936	19.061	0.5	Pass
	5200	18.919	19.044	0.5	Pass
	5240	18.926	18.914	0.5	Pass
802.11ax40	5190	37.608	36.097	0.5	Pass
	5230	37.813	37.824	0.5	Pass
802.11ax80	5210	77.005	77.484	0.5	Pass

Any report having not been signed by authorized approver, or having been altered without authorization, or having not been stamped by the "Dedicated Testing/Inspection Stamp" is deemed to be invalid. Copying or excerpting portion of, or altering the content of the report is not permitted without the written authorization of AGC. The test results presented in the report apply only to the tested sample. Any objections to report issued by AGC should be submitted to AGC within 15days after the issuance of the test report. Further enquiry of validity or verification of the test report should be addressed to AGC by agc01@agccert.com.

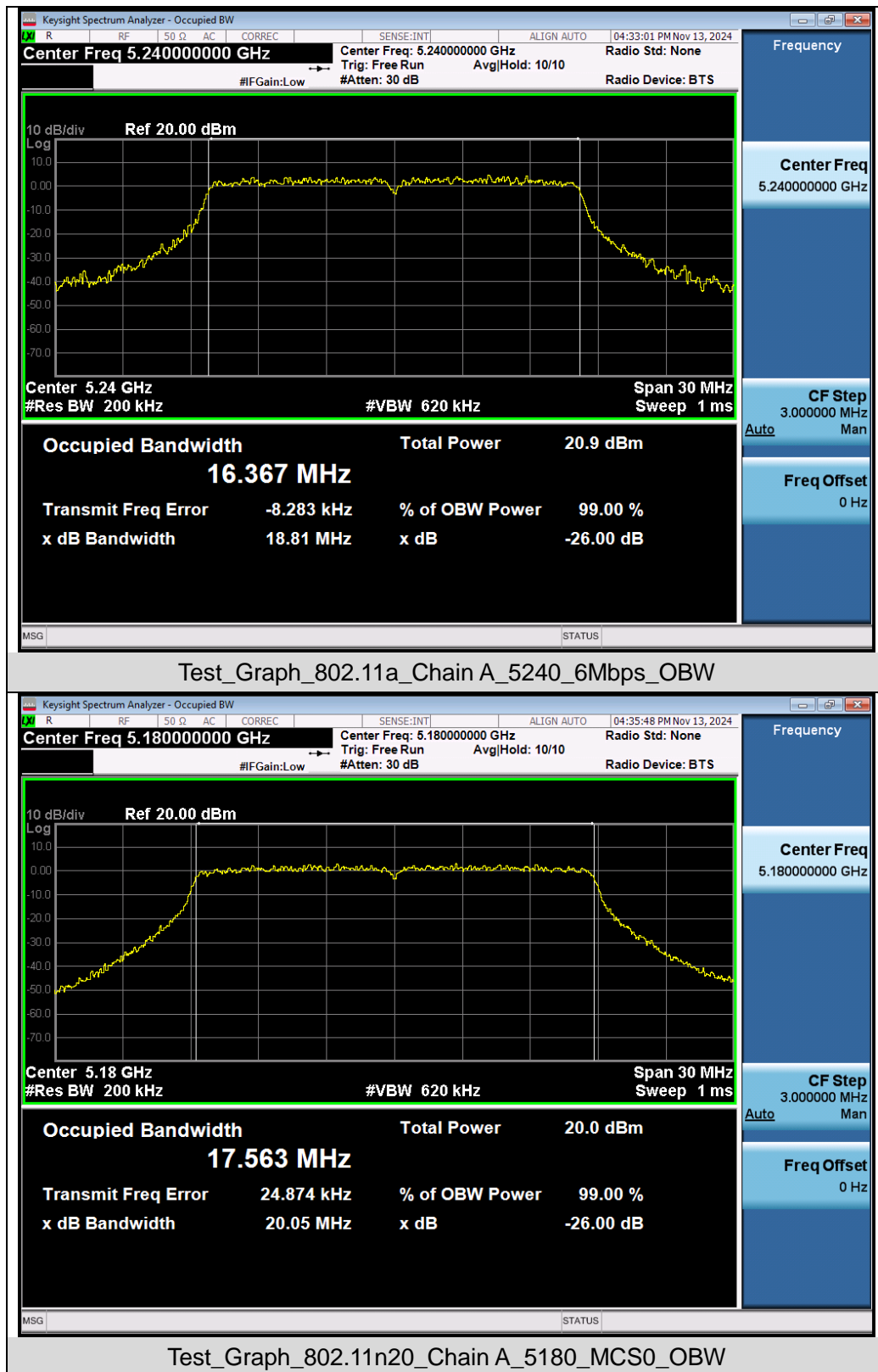
Test Data of Occupied Bandwidth and DTS Bandwidth for band 5.725-5.85 GHz-Chain B					
Test Mode	Test Channel (MHz)	99% Occupied Bandwidth (MHz)	DTS Bandwidth (MHz)	Limits (MHz)	Pass or Fail
802.11a	5745	16.388	16.342	0.5	Pass
	5785	16.386	16.451	0.5	Pass
	5825	16.363	16.341	0.5	Pass
802.11n20	5745	17.552	17.564	0.5	Pass
	5785	17.564	17.319	0.5	Pass
	5825	17.567	17.600	0.5	Pass
802.11n40	5755	36.028	35.708	0.5	Pass
	5795	36.067	36.400	0.5	Pass
802.11ac20	5745	17.573	17.683	0.5	Pass
	5785	17.593	17.664	0.5	Pass
	5825	17.576	17.671	0.5	Pass
802.11ac40	5755	36.059	35.069	0.5	Pass
	5795	36.069	36.307	0.5	Pass
802.11ac80	5775	75.427	74.298	0.5	Pass
802.11ax20	5180	18.922	18.953	0.5	Pass
	5200	18.934	18.954	0.5	Pass
	5240	18.930	18.904	0.5	Pass
802.11ax40	5190	37.662	37.634	0.5	Pass
	5230	37.646	37.978	0.5	Pass
802.11ax80	5210	77.375	75.595	0.5	Pass

Any report having not been signed by authorized approver, or having been altered without authorization, or having not been stamped by the "Dedicated Testing/Inspection Stamp" is deemed to be invalid. Copying or excerpting portion of, or altering the content of the report is not permitted without the written authorization of AGC. The test results presented in the report apply only to the tested sample. Any objections to report issued by AGC should be submitted to AGC within 15days after the issuance of the test report. Further enquiry of validity or verification of the test report should be addressed to AGC by agc01@agccert.com.

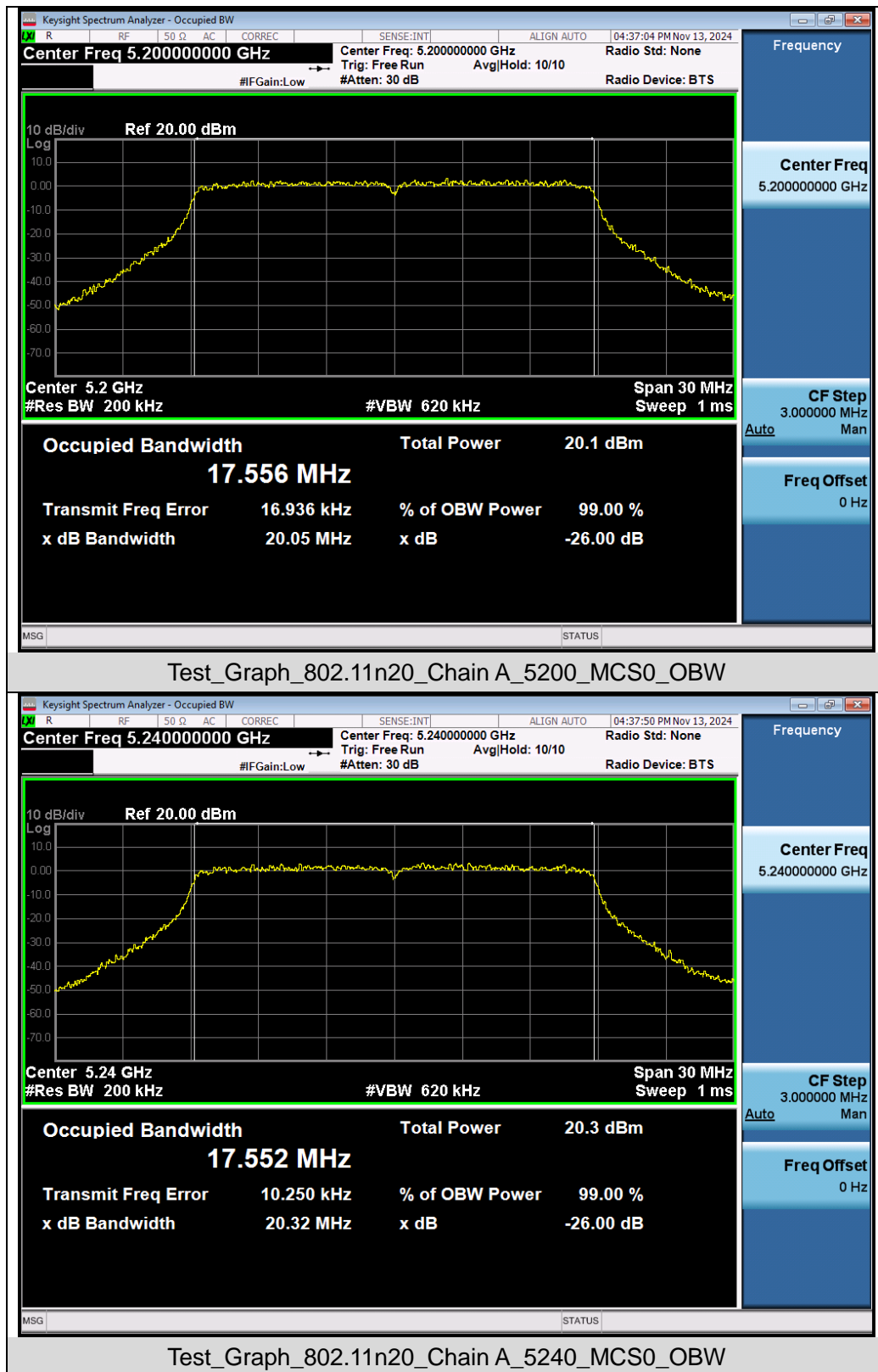
Test Graphs of Occupied Bandwidth and -26dB Bandwidth for band 5.15-5.25 GHz



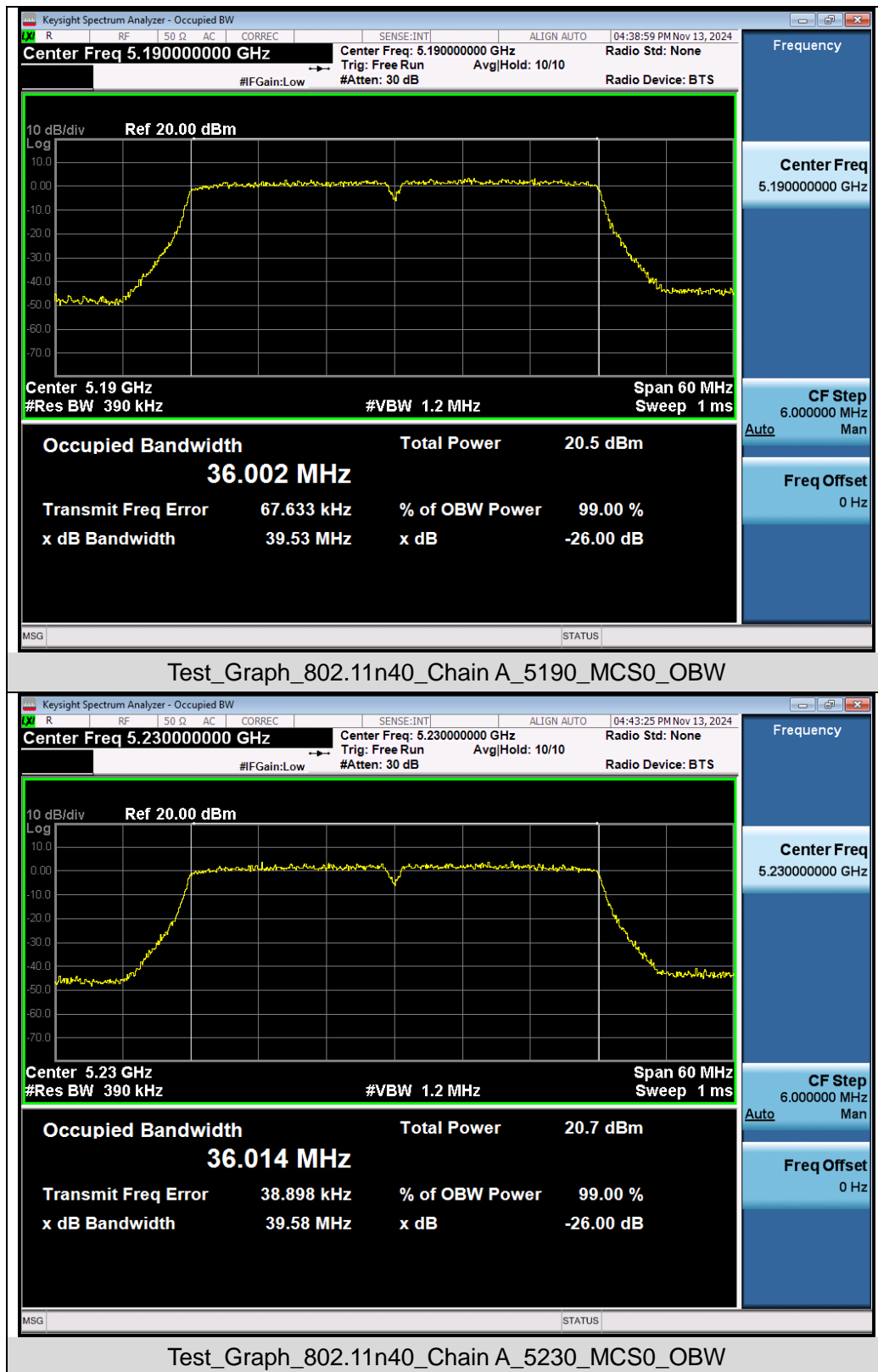
Any report having not been signed by authorized approver, or having been altered without authorization, or having not been stamped by the "Dedicated Testing/Inspection Stamp" is deemed to be invalid. Copying or excerpting portion of, or altering the content of the report is not permitted without the written authorization of AGC. The test results presented in the report apply only to the tested sample. Any objections to report issued by AGC should be submitted to AGC within 15days after the issuance of the test report. Further enquiry of validity or verification of the test report should be addressed to AGC by agc01@agccert.com.



Any report having not been signed by authorized approver, or having been altered without authorization, or having not been stamped by the "Dedicated Testing/Inspection Stamp" is deemed to be invalid. Copying or excerpting portion of, or altering the content of the report is not permitted without the written authorization of AGC. The test results presented in the report apply only to the tested sample. Any objections to report issued by AGC should be submitted to AGC within 15days after the issuance of the test report. Further enquiry of validity or verification of the test report should be addressed to AGC by agc01@agccert.com.



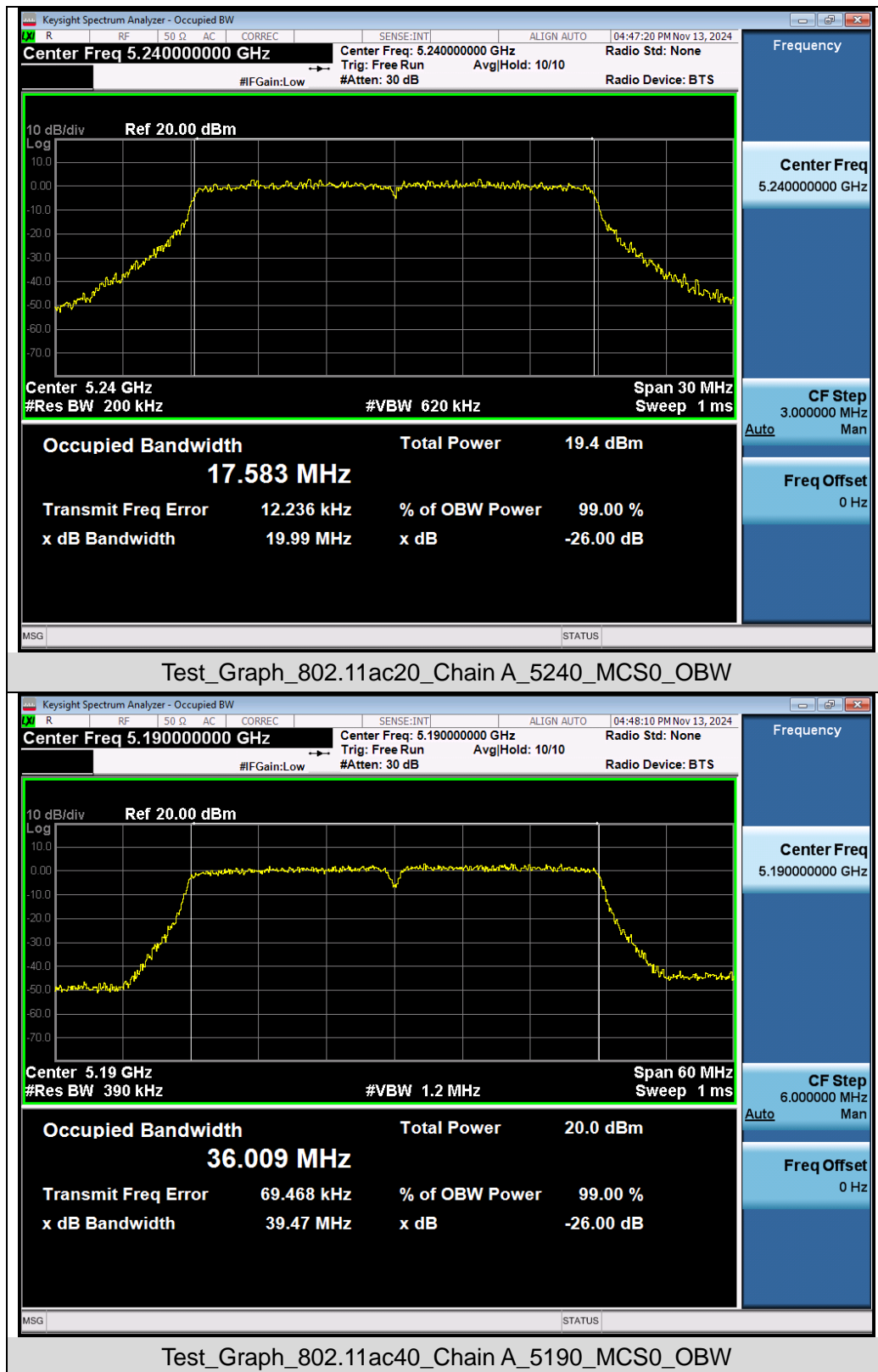
Any report having not been signed by authorized approver, or having been altered without authorization, or having not been stamped by the "Dedicated Testing/Inspection Stamp" is deemed to be invalid. Copying or excerpting portion of, or altering the content of the report is not permitted without the written authorization of AGC. The test results presented in the report apply only to the tested sample. Any objections to report issued by AGC should be submitted to AGC within 15days after the issuance of the test report. Further enquiry of validity or verification of the test report should be addressed to AGC by agc01@agccert.com.



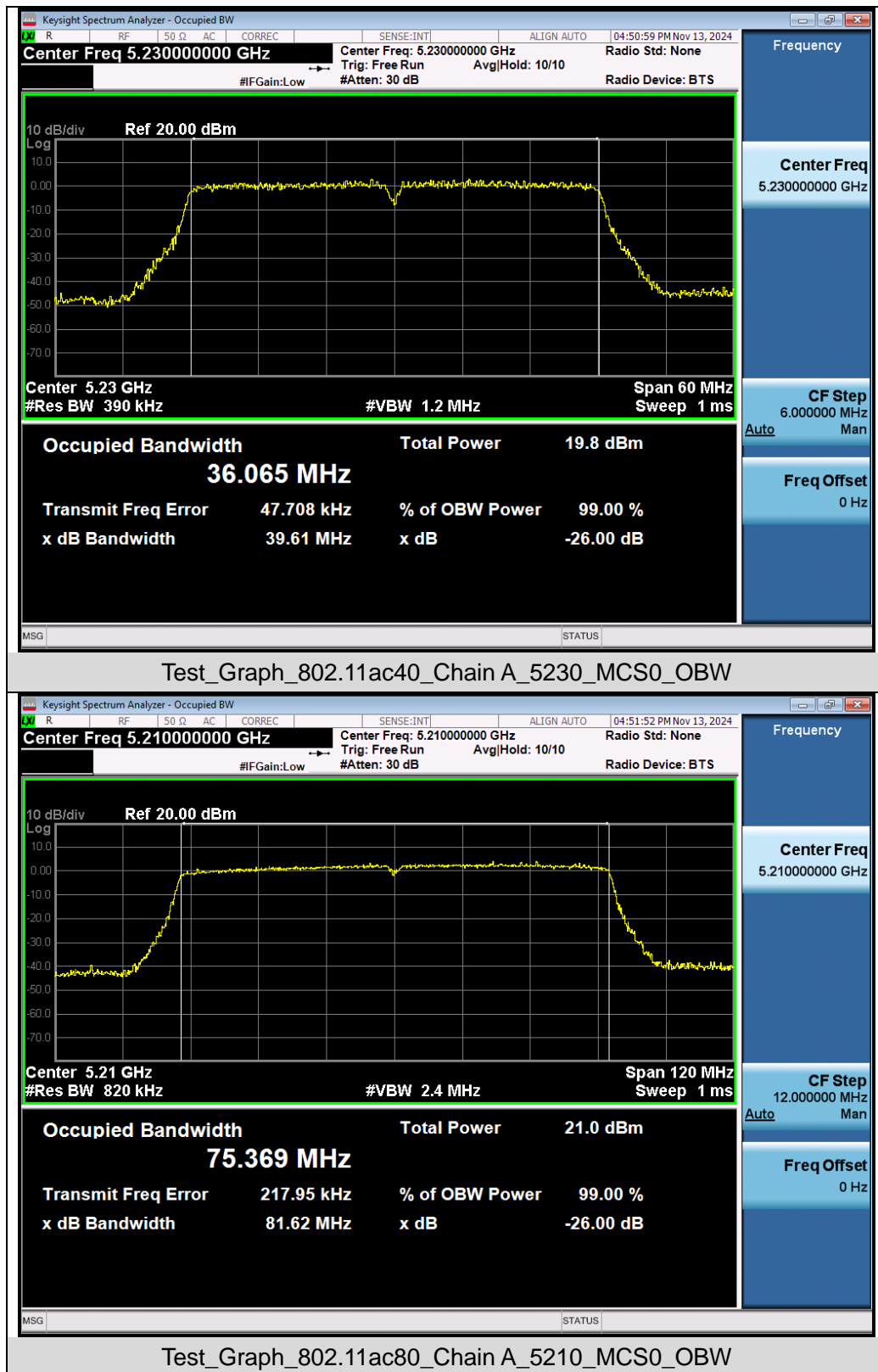
Any report having not been signed by authorized approver, or having been altered without authorization, or having not been stamped by the "Dedicated Testing/Inspection Stamp" is deemed to be invalid. Copying or excerpting portion of, or altering the content of the report is not permitted without the written authorization of AGC. The test results presented in the report apply only to the tested sample. Any objections to report issued by AGC should be submitted to AGC within 15days after the issuance of the test report. Further enquiry of validity or verification of the test report should be addressed to AGC by agc01@agccert.com.



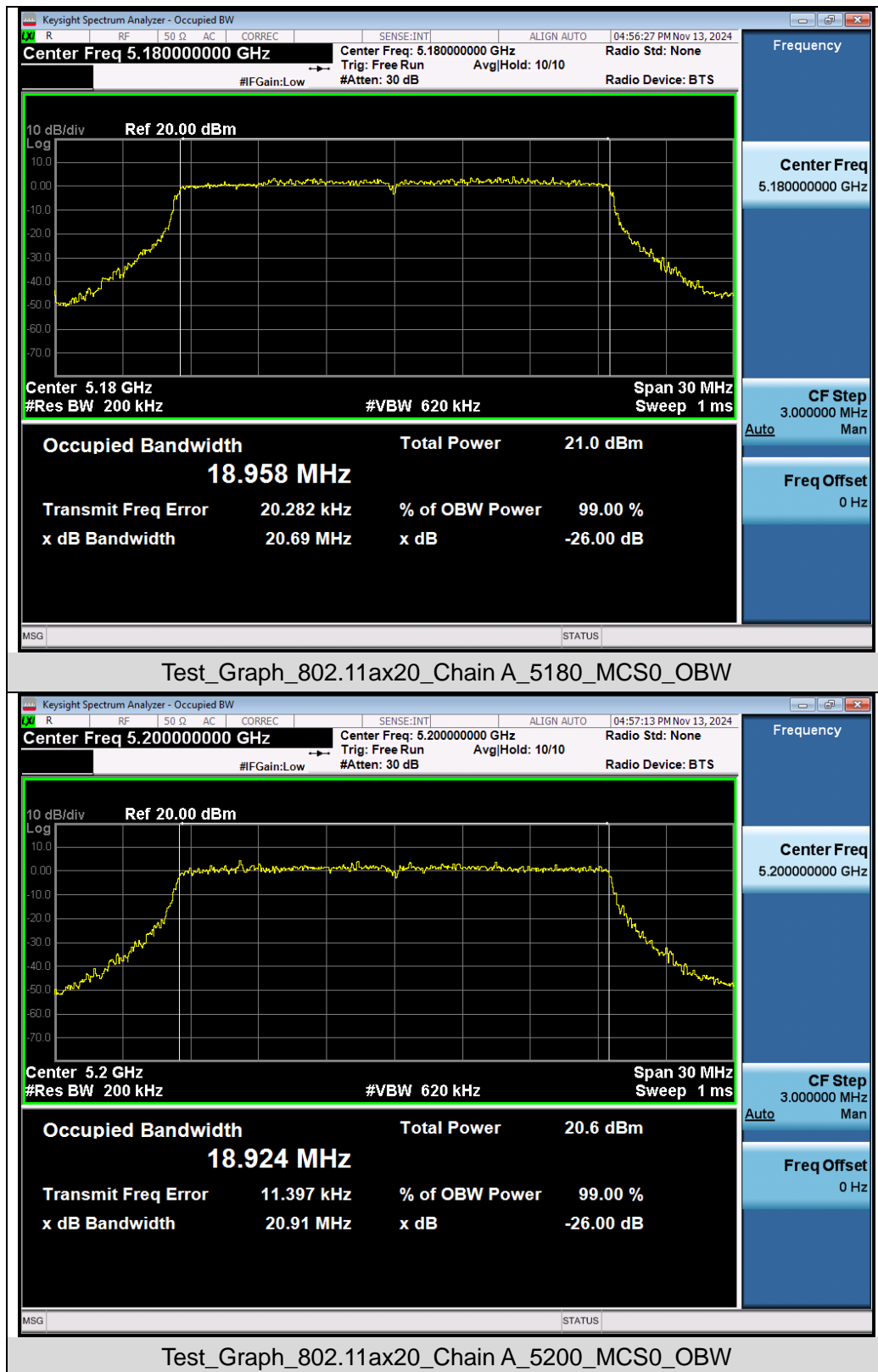
Any report having not been signed by authorized approver, or having been altered without authorization, or having not been stamped by the "Dedicated Testing/Inspection Stamp" is deemed to be invalid. Copying or excerpting portion of, or altering the content of the report is not permitted without the written authorization of AGC. The test results presented in the report apply only to the tested sample. Any objections to report issued by AGC should be submitted to AGC within 15days after the issuance of the test report. Further enquiry of validity or verification of the test report should be addressed to AGC by agc01@agccert.com.



Any report having not been signed by authorized approver, or having been altered without authorization, or having not been stamped by the "Dedicated Testing/Inspection Stamp" is deemed to be invalid. Copying or excerpting portion of, or altering the content of the report is not permitted without the written authorization of AGC. The test results presented in the report apply only to the tested sample. Any objections to report issued by AGC should be submitted to AGC within 15days after the issuance of the test report. Further enquiry of validity or verification of the test report should be addressed to AGC by agc01@agccert.com.

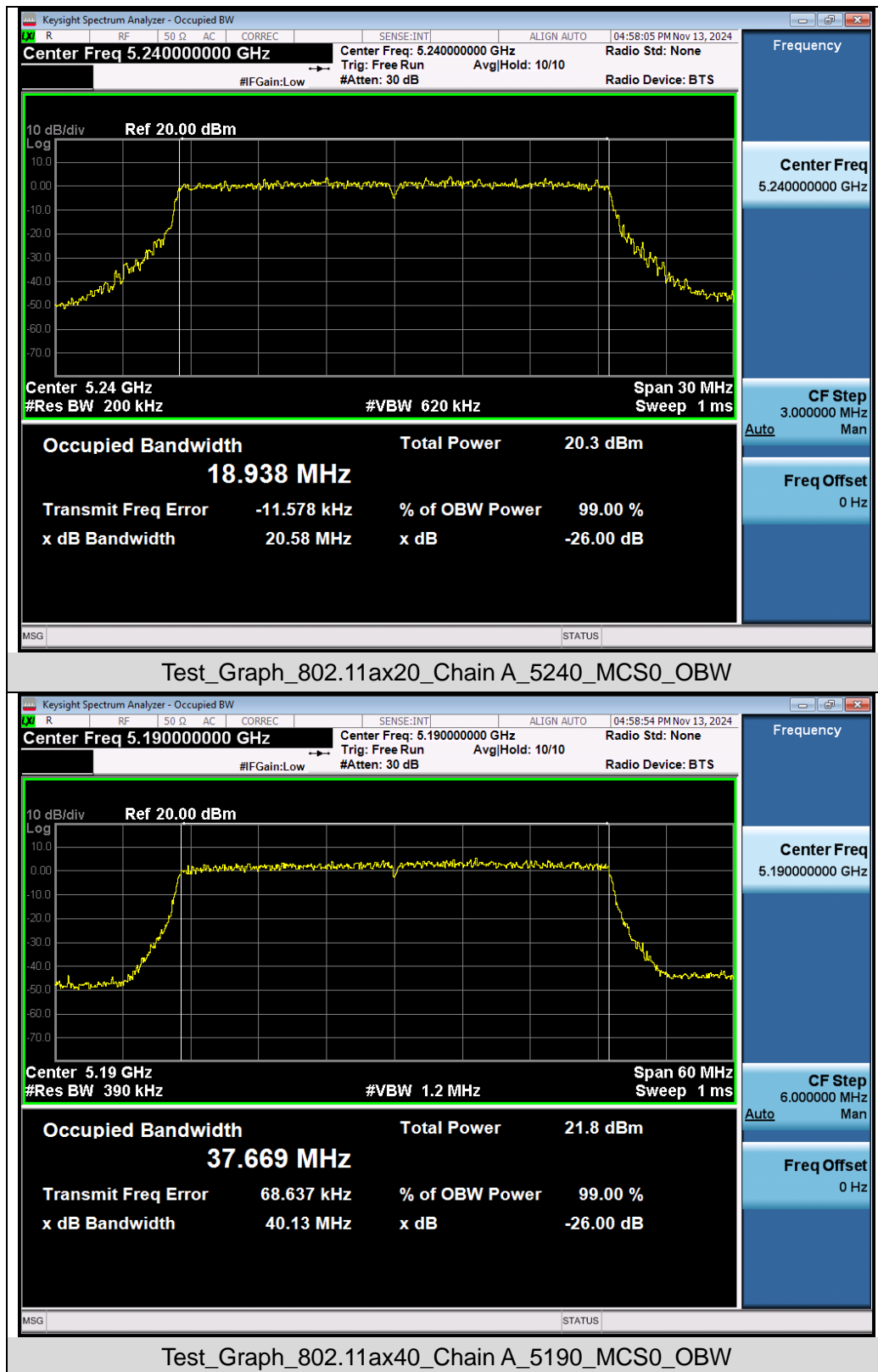


Any report having not been signed by authorized approver, or having been altered without authorization, or having not been stamped by the "Dedicated Testing/Inspection Stamp" is deemed to be invalid. Copying or excerpting portion of, or altering the content of the report is not permitted without the written authorization of AGC. The test results presented in the report apply only to the tested sample. Any objections to report issued by AGC should be submitted to AGC within 15days after the issuance of the test report. Further enquiry of validity or verification of the test report should be addressed to AGC by agc01@agccert.com.

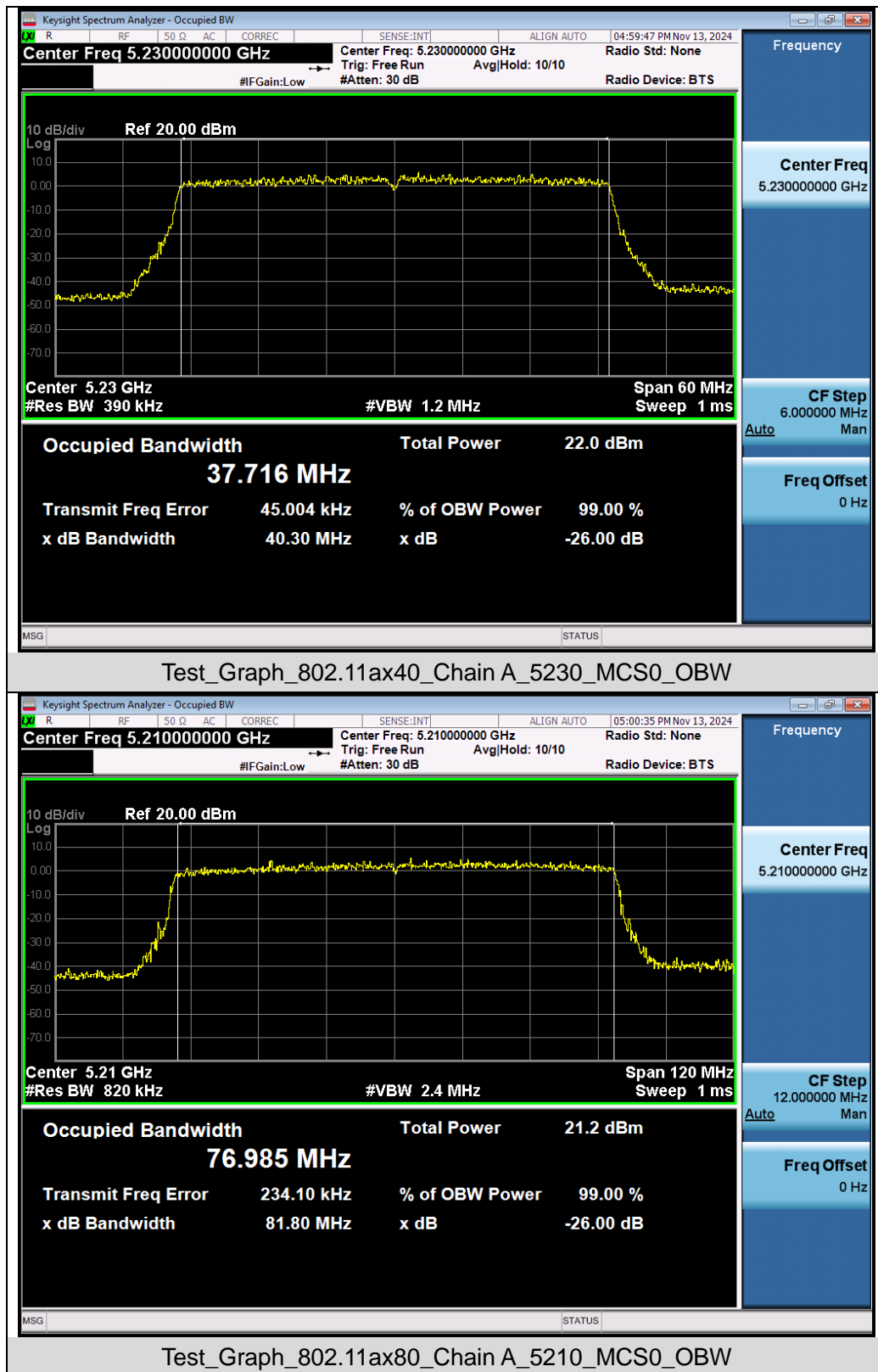


Any report having not been signed by authorized approver, or having been altered without authorization, or having not been stamped by the "Dedicated Testing/Inspection Stamp" is deemed to be invalid. Copying or excerpting portion of, or altering the content of the report is not permitted without the written authorization of AGC. The test results presented in the report apply only to the tested sample. Any objections to report issued by AGC should be submitted to AGC within 15days after the issuance of the test report. Further enquiry of validity or verification of the test report should be addressed to AGC by agc01@agccert.com.

Attestation of Global Compliance(Shenzhen)Co., Ltd
Attestation of Global Compliance(Shenzhen)Std & Tech Co., Ltd
Tel: +86-755 2523 4088 E-mail: agc@agccert.com Web: http://www.agccert.com/



Any report having not been signed by authorized approver, or having been altered without authorization, or having not been stamped by the "Dedicated Testing/Inspection Stamp" is deemed to be invalid. Copying or excerpting portion of, or altering the content of the report is not permitted without the written authorization of AGC. The test results presented in the report apply only to the tested sample. Any objections to report issued by AGC should be submitted to AGC within 15days after the issuance of the test report. Further enquiry of validity or verification of the test report should be addressed to AGC by agc01@agccert.com.



Any report having not been signed by authorized approver, or having been altered without authorization, or having not been stamped by the "Dedicated Testing/Inspection Stamp" is deemed to be invalid. Copying or excerpting portion of, or altering the content of the report is not permitted without the written authorization of AGC. The test results presented in the report apply only to the tested sample. Any objections to report issued by AGC should be submitted to AGC within 15days after the issuance of the test report. Further enquiry of validity or verification of the test report should be addressed to AGC by agc01@agccert.com.