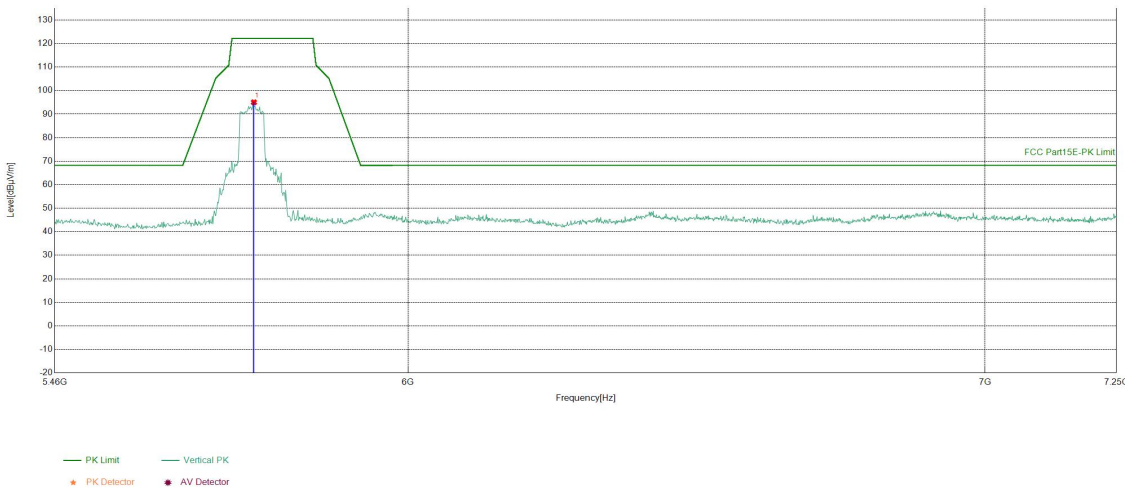


EUT_Name		Test_Model	
Test_Mode	802.11 n(HT40) Transmitting	Test_Frequency	5755Mhz
Tset_Engineer	chenjun	Test_Date	2025/05/23
Remark			

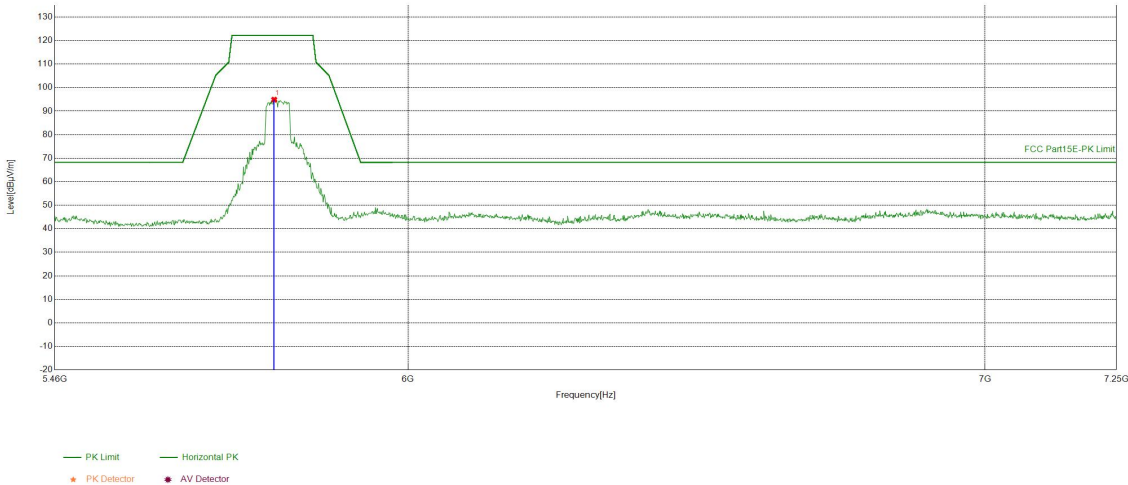
Test Graph



Suspected List									
NO	Freq. [MHz]	Factor [dB]	Reading [dBμV]	Level [dBμV/m]	Limit [dBμV/m]	Margin [dB]	Result	Polarity	Remark
1	5758.1841	-5.27	100.29	95.02	122.20	27.18	PASS	Vertical	PK

EUT_Name		Test_Model	
Test_Mode	802.11 n(HT40) Transmitting	Test_Frequency	5795Mhz
Tset_Engineer	chenjun	Test_Date	2025/05/23
Remark			

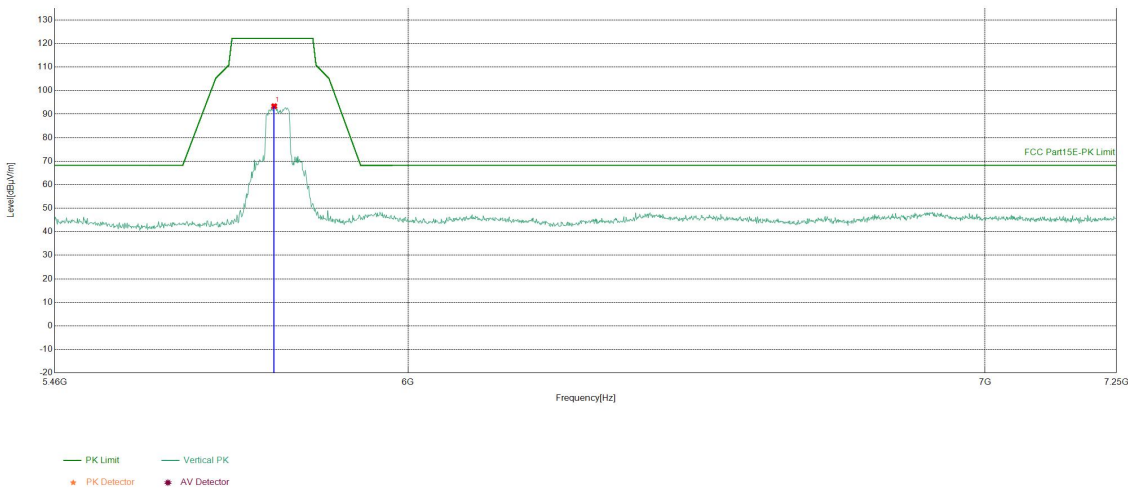
Test Graph



Suspected List									
NO	Freq. [MHz]	Factor [dB]	Reading [dBμV]	Level [dBμV/m]	Limit [dBμV/m]	Margin [dB]	Result	Polarity	Remark
1	5789.5248	-5.42	100.29	94.87	122.20	27.33	PASS	Horizontal	PK

EUT_Name		Test_Model	
Test_Mode	802.11 n(HT40) Transmitting	Test_Frequency	5795Mhz
Tset_Engineer	chenjun	Test_Date	2025/05/23
Remark			

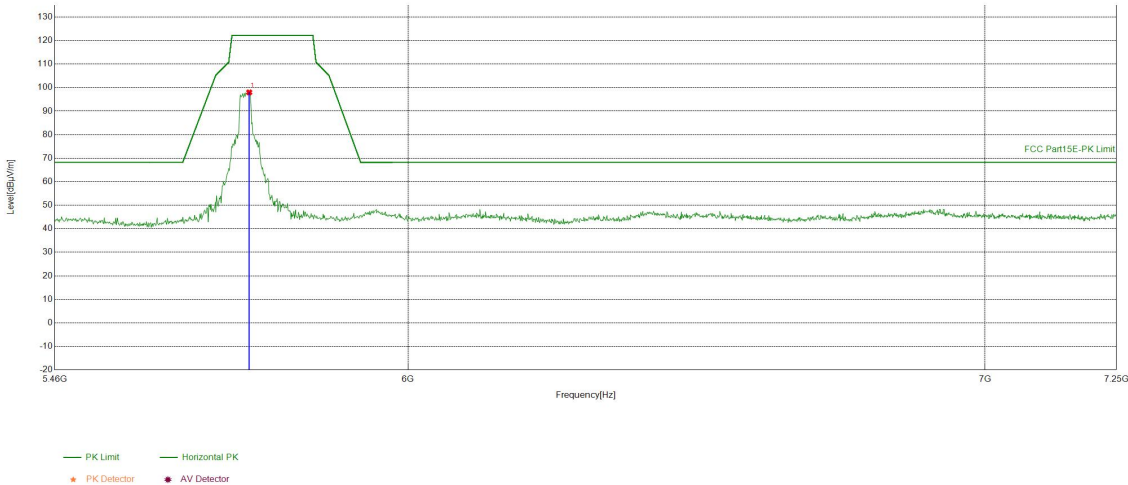
Test Graph



Suspected List									
NO	Freq. [MHz]	Factor [dB]	Reading [dBμV]	Level [dBμV/m]	Limit [dBμV/m]	Margin [dB]	Result	Polarity	Remark
1	5789.5248	-5.42	98.79	93.37	122.20	28.83	PASS	Vertical	PK

EUT_Name		Test_Model	
Test_Mode	802.11 ac(VHT20) Transmitting	Test_Frequency	5745Mhz
Tset_Engineer	chenjun	Test_Date	2025/05/23
Remark			

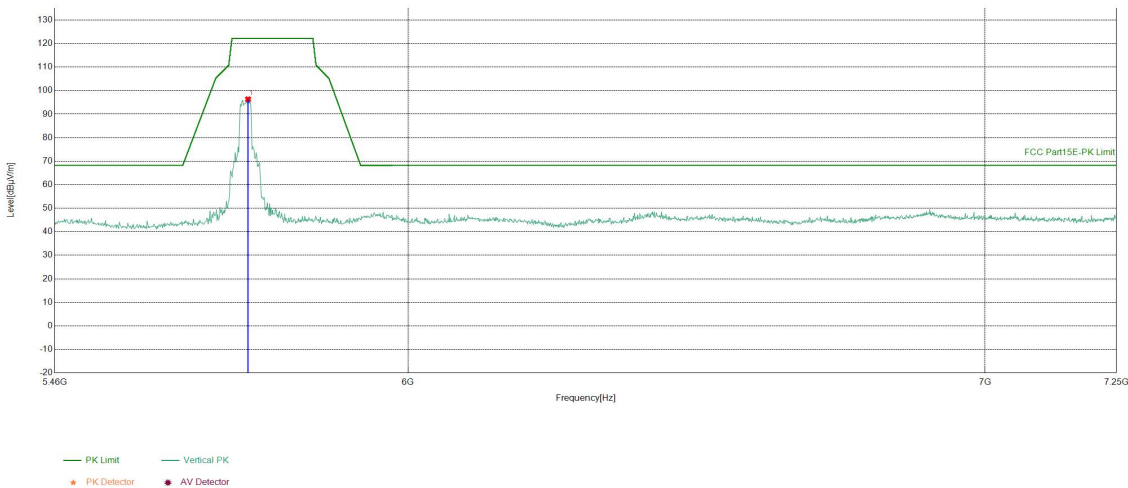
Test Graph



Suspected List									
NO	Freq. [MHz]	Factor [dB]	Reading [dBμV]	Level [dBμV/m]	Limit [dBμV/m]	Margin [dB]	Result	Polarity	Remark
1	5751.0205	-5.25	103.22	97.97	122.20	24.23	PASS	Horizontal	PK

EUT_Name		Test_Model	
Test_Mode	802.11 ac(VHT20) Transmitting	Test_Frequency	5745Mhz
Tset_Engineer	chenjun	Test_Date	2025/05/23
Remark			

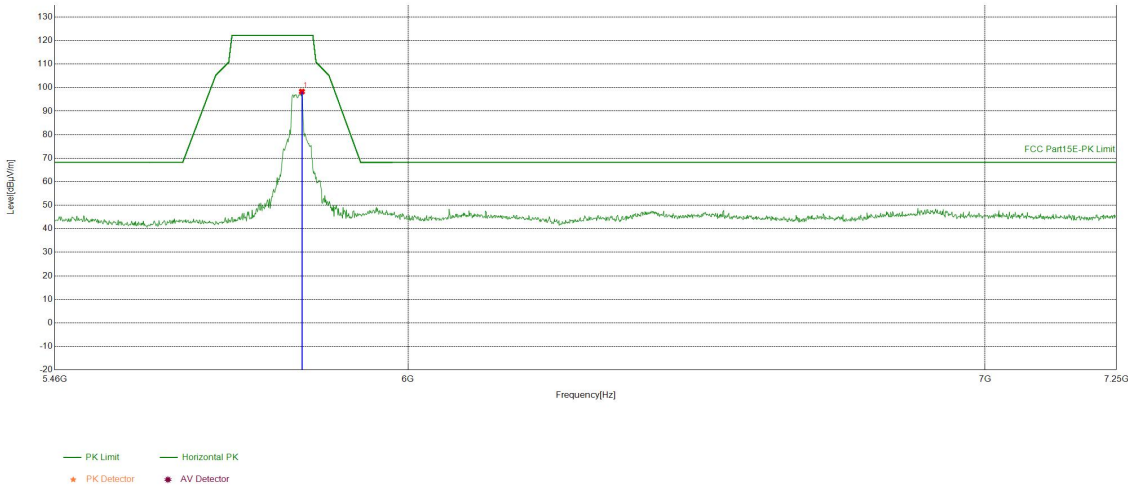
Test Graph



Suspected List									
NO	Freq. [MHz]	Factor [dB]	Reading [dBμV]	Level [dBμV/m]	Limit [dBμV/m]	Margin [dB]	Result	Polarity	Remark
1	5749.2296	-5.27	101.59	96.32	122.20	25.88	PASS	Vertical	PK

EUT_Name		Test_Model	
Test_Mode	802.11 ac(VHT20) Transmitting	Test_Frequency	5825Mhz
Tset_Engineer	chenjun	Test_Date	2025/05/23
Remark			

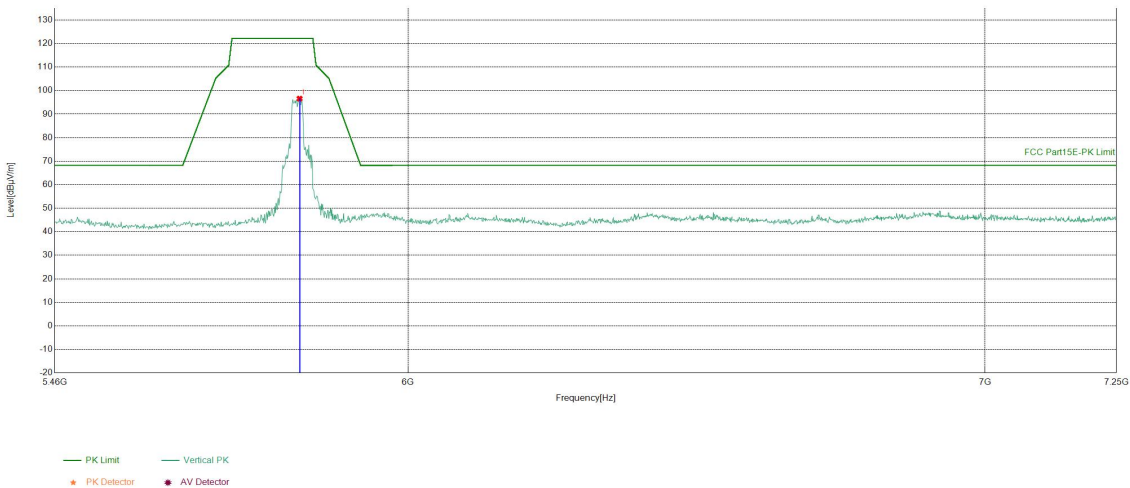
Test Graph



Suspected List									
NO	Freq. [MHz]	Factor [dB]	Reading [dBμV]	Level [dBμV/m]	Limit [dBμV/m]	Margin [dB]	Result	Polarity	Remark
1	5832.5063	-5.20	103.51	98.31	122.20	23.89	PASS	Horizontal	PK

EUT_Name		Test_Model	
Test_Mode	802.11 ac(VHT20) Transmitting	Test_Frequency	5825Mhz
Tset_Engineer	chenjun	Test_Date	2025/05/23
Remark			

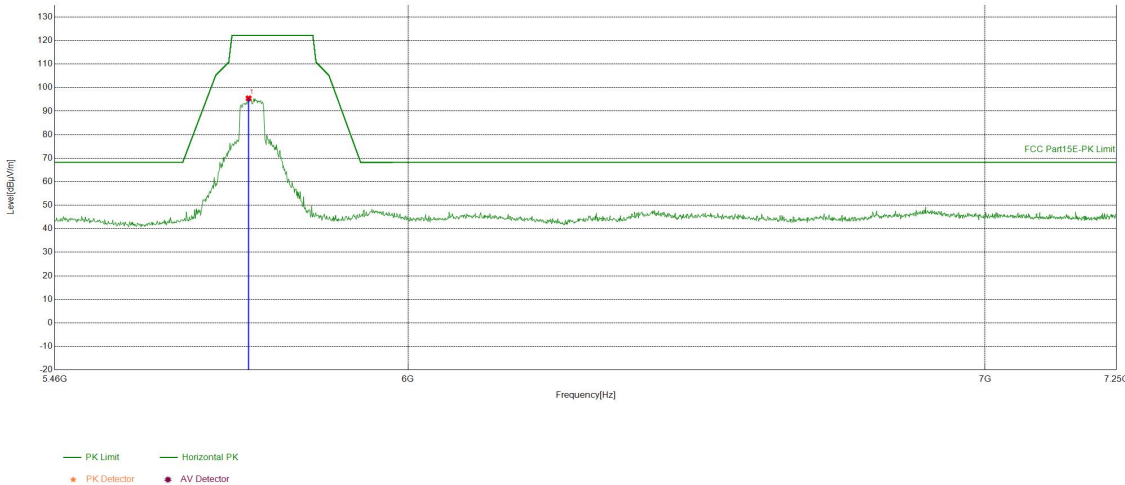
Test Graph



Suspected List									
NO	Freq. [MHz]	Factor [dB]	Reading [dBμV]	Level [dBμV/m]	Limit [dBμV/m]	Margin [dB]	Result	Polarity	Remark
1	5828.9245	-5.24	101.82	96.58	122.20	25.62	PASS	Vertical	PK

EUT_Name		Test_Model	
Test_Mode	802.11 ac(VHT40) Transmitting	Test_Frequency	5755Mhz
Tset_Engineer	chenjun	Test_Date	2025/05/23
Remark			

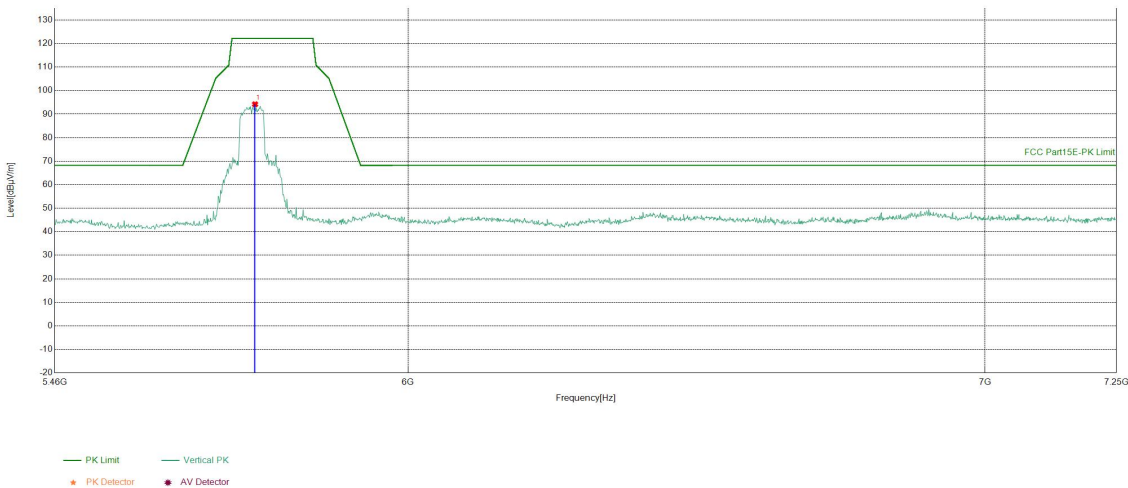
Test Graph



Suspected List									
NO	Freq. [MHz]	Factor [dB]	Reading [dBμV]	Level [dBμV/m]	Limit [dBμV/m]	Margin [dB]	Result	Polarity	Remark
1	5750.1251	-5.24	100.68	95.44	122.20	26.76	PASS	Horizontal	PK

EUT_Name		Test_Model	
Test_Mode	802.11 ac(VHT40) Transmitting	Test_Frequency	5755Mhz
Tset_Engineer	chenjun	Test_Date	2025/05/23
Remark			

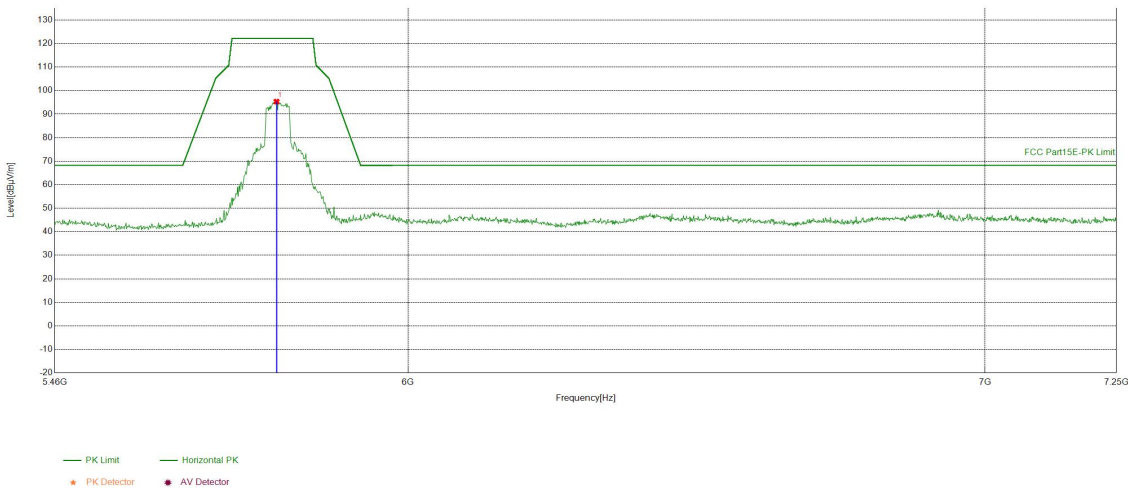
Test Graph



Suspected List									
NO	Freq. [MHz]	Factor [dB]	Reading [dBμV]	Level [dBμV/m]	Limit [dBμV/m]	Margin [dB]	Result	Polarity	Remark
1	5759.975	-5.28	99.47	94.19	122.20	28.01	PASS	Vertical	PK

EUT_Name		Test_Model	
Test_Mode	802.11 ac(VHT40) Transmitting	Test_Frequency	5795Mhz
Tset_Engineer	chenjun	Test_Date	2025/05/23
Remark			

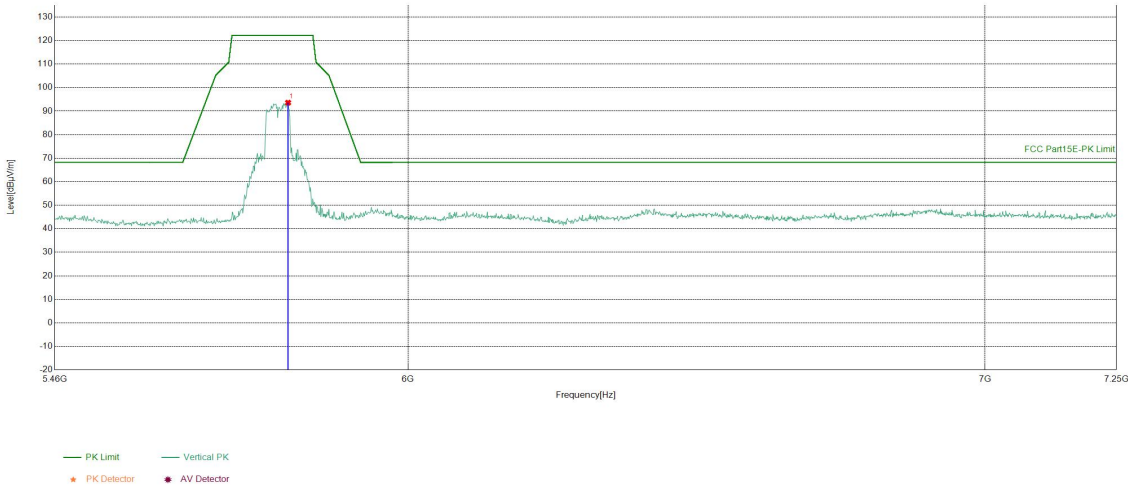
Test Graph



Suspected List									
NO	Freq. [MHz]	Factor [dB]	Reading [dBμV]	Level [dBμV/m]	Limit [dBμV/m]	Margin [dB]	Result	Polarity	Remark
1	5793.1066	-5.44	100.76	95.32	122.20	26.88	PASS	Horizontal	PK

EUT_Name		Test_Model	
Test_Mode	802.11 ac(VHT40) Transmitting	Test_Frequency	5795Mhz
Tset_Engineer	chenjun	Test_Date	2025/05/23
Remark			

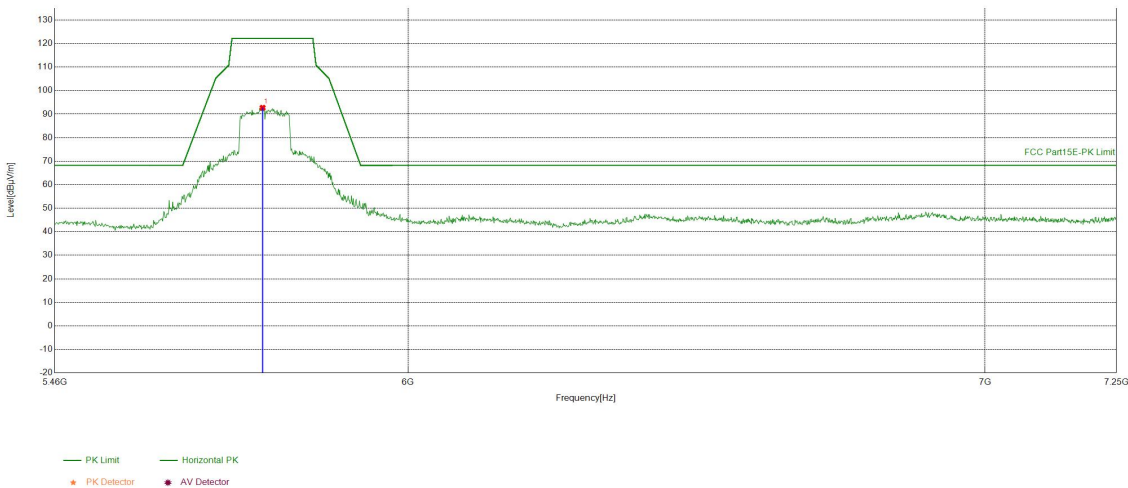
Test Graph



Suspected List									
NO	Freq. [MHz]	Factor [dB]	Reading [dBμV]	Level [dBμV/m]	Limit [dBμV/m]	Margin [dB]	Result	Polarity	Remark
1	5811.0155	-5.38	98.96	93.58	122.20	28.62	PASS	Vertical	PK

EUT_Name		Test_Model	
Test_Mode	802.11 ac(VHT80) Transmitting	Test_Frequency	5775Mhz
Tset_Engineer	chenjun	Test_Date	2025/05/23
Remark			

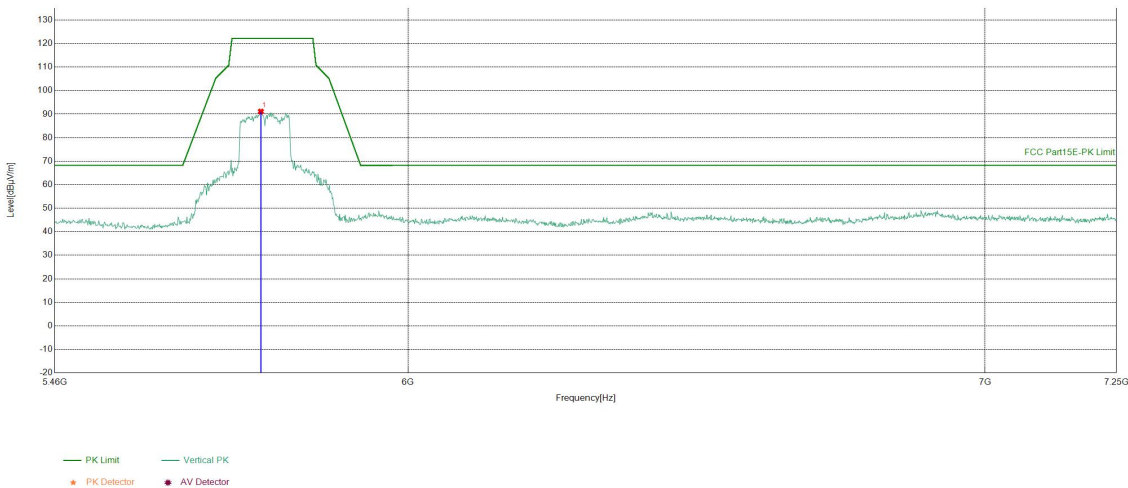
Test Graph



Suspected List									
NO	Freq. [MHz]	Factor [dB]	Reading [dBμV]	Level [dBμV/m]	Limit [dBμV/m]	Margin [dB]	Result	Polarity	Remark
1	5771.6158	-5.34	98.05	92.71	122.20	29.49	PASS	Horizontal	PK

EUT_Name		Test_Model	
Test_Mode	802.11 ac(VHT80) Transmitting	Test_Frequency	5775Mhz
Tset_Engineer	chenjun	Test_Date	2025/05/23
Remark			

Test Graph



Suspected List									
NO	Freq. [MHz]	Factor [dB]	Reading [dBμV]	Level [dBμV/m]	Limit [dBμV/m]	Margin [dB]	Result	Polarity	Remark
1	5768.9295	-5.32	96.42	91.10	122.20	31.10	PASS	Vertical	PK

Note:

1) The field strength is calculated by adding the Antenna Factor, Cable Factor & Preamplifier. The basic equation with a sample calculation is as follows:
Final Test Level =Receiver Reading - Correct Factor
Correct Factor = Preamplifier Factor– Antenna Factor–Cable Factor

2) Scan from 1GHz to 25GHz, the disturbance above 13GHz was very low, and the above harmonics were the highest point could be found when testing, so only the above harmonics had been displayed. The amplitude of spurious emissions from the radiator which are attenuated more than 20dB below the limit need not be reported.

6 Appendix A

Refer to Appendix: 5G WIFI of EED32Q81610204

PHOTOGRAPHS OF EUT Constructional Details

Refer to Report No.EED32Q81610201 for EUT external and internal photos.

Statement

1. This report is considered invalid without approved signature, special seal and the seal on the perforation;
2. The Company Name shown on Report and Address, the sample(s) and sample information was/were provided by the applicant who should be responsible for the authenticity which CTI hasn't verified;
3. The result(s) shown in this report refer(s) only to the sample(s) tested;
4. Unless otherwise stated, the decision rule for conformity reporting is based on Binary Statement for Simple Acceptance Rule stated in ILAC-G8:09/2019/CNAS-GL015:2022;
5. Without written approval of CTI, this report can't be reproduced except in full;

*** End of Report ***