



Appendix E

RF Test Data for 5.8GWIFI(Conducted Measurement)

Product Name: AUTOMOTIVE DIAGNOSIS SYSTEM

Trade Mark: AUTEL

Test Model: MaxiCheck MX900-BT

Environmental Conditions

Temperature:	25.2°C
Relative Humidity:	52.4%
ATM Pressure:	100.0 kPa
Test Engineer:	Simba Huang
Supervised by:	Seal Chen



Contents

Page

COVER PAGE

1	Duty Cycle	3
1.1	Test Result.....	3
1.2	Test Graphs	4
2	Maximum Conducted Output Power	11
2.1	Test Result.....	11
3	-6dB Bandwidth	12
3.1	Test Result.....	12
3.2	Test Graphs	13
4	Occupied Channel Bandwidth	20
4.1	Test Result.....	20
4.2	Test Graphs	21
5	Maximum Power Spectral Density Level.....	28
5.1	Test Result.....	28
5.2	Test Graphs	29
6	Frequency Stability.....	36
6.1	Test Result.....	36
7	Conducted RF Spurious Emission	40
7.1	Test Result.....	40
7.2	Test Graphs	41



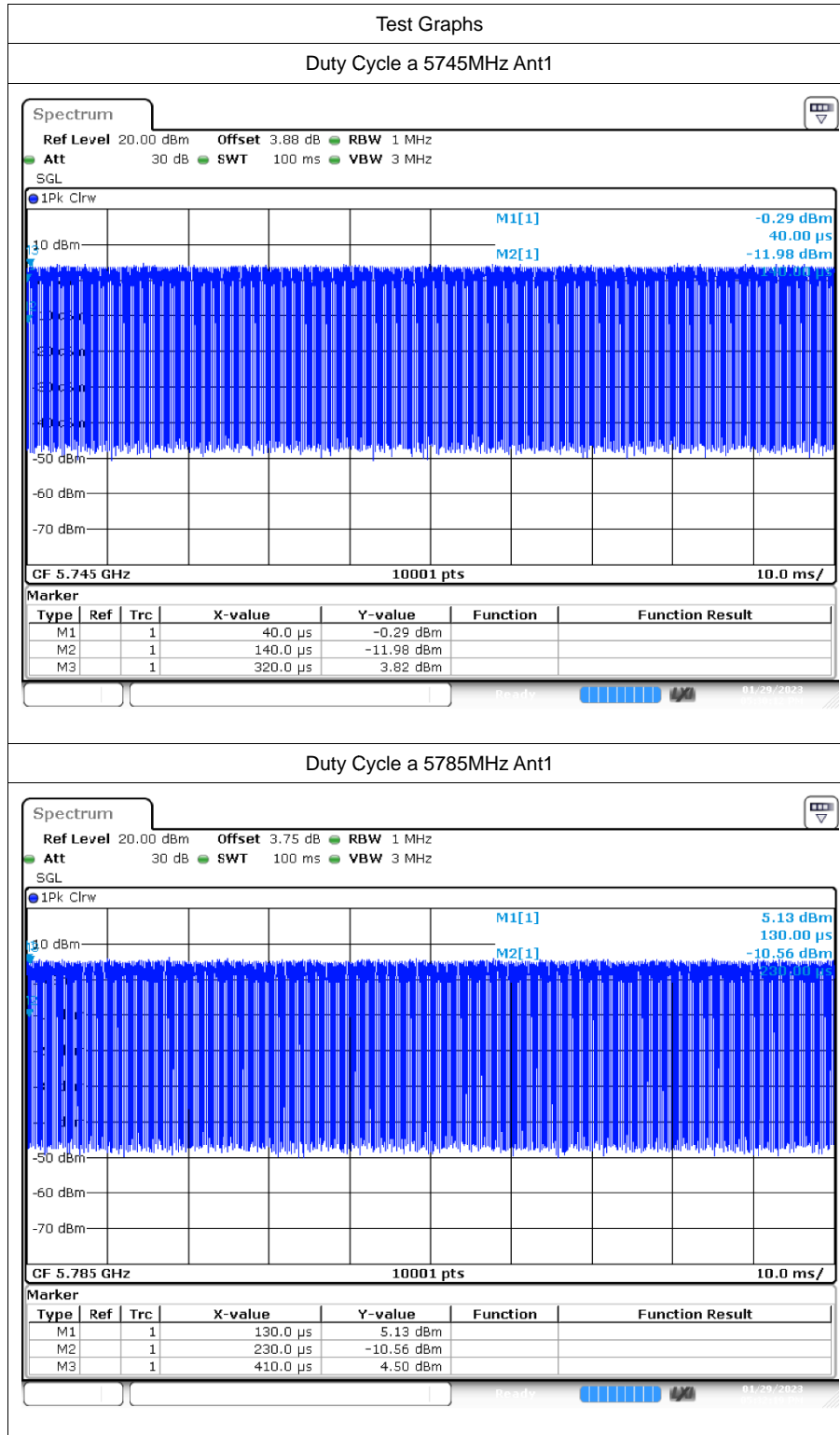
1 Duty Cycle

1.1 Test Result

Mode	Frequency (MHz)	Antenna	Duty Cycle (%)	Correction Factor (dB)	1/T (kHz)
a	5745	Ant1	67.7	1.69	5.56
a	5785	Ant1	67.84	1.68	5.56
a	5825	Ant1	67.72	1.69	5.56
n20	5745	Ant1	66.29	1.79	5.88
n20	5785	Ant1	66.37	1.78	5.88
n20	5825	Ant1	66.46	1.77	5.88
n40	5755	Ant1	55.27	2.57	10
n40	5795	Ant1	55.55	2.55	10
ac20	5745	Ant1	64.17	1.93	6.67
ac20	5785	Ant1	64.3	1.92	6.67
ac20	5825	Ant1	64.14	1.93	6.25
ac40	5755	Ant1	52.65	2.79	11.11
ac40	5795	Ant1	52.72	2.78	11.11
ac80	5775	Ant1	41.18	3.85	16.67

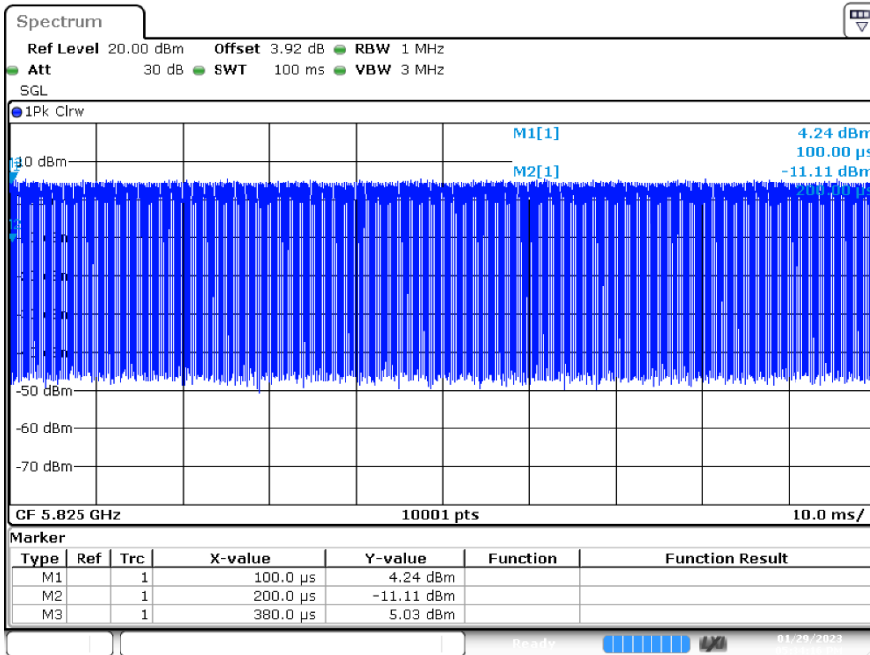


1.2 Test Graphs

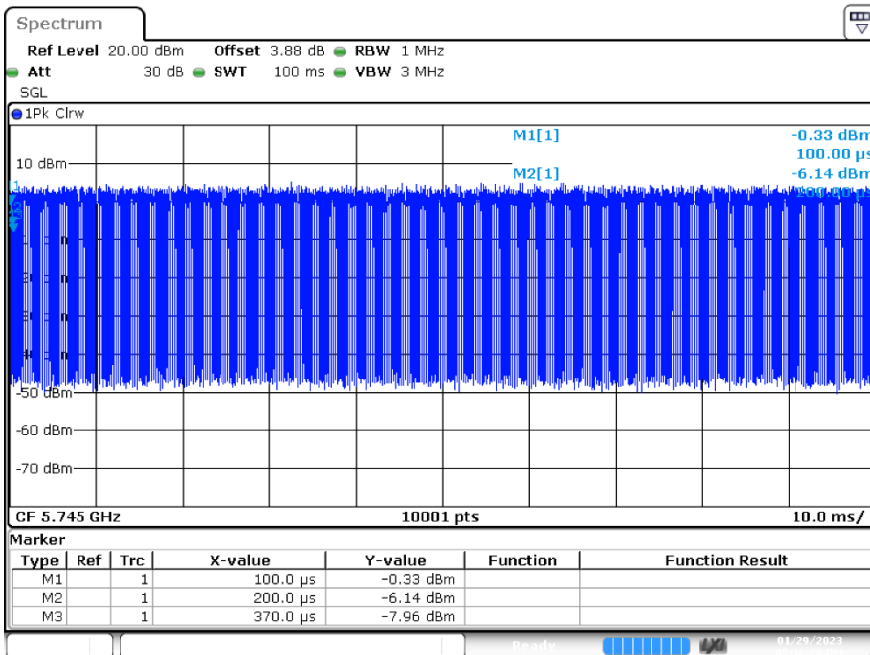




Duty Cycle a 5825MHz Ant1

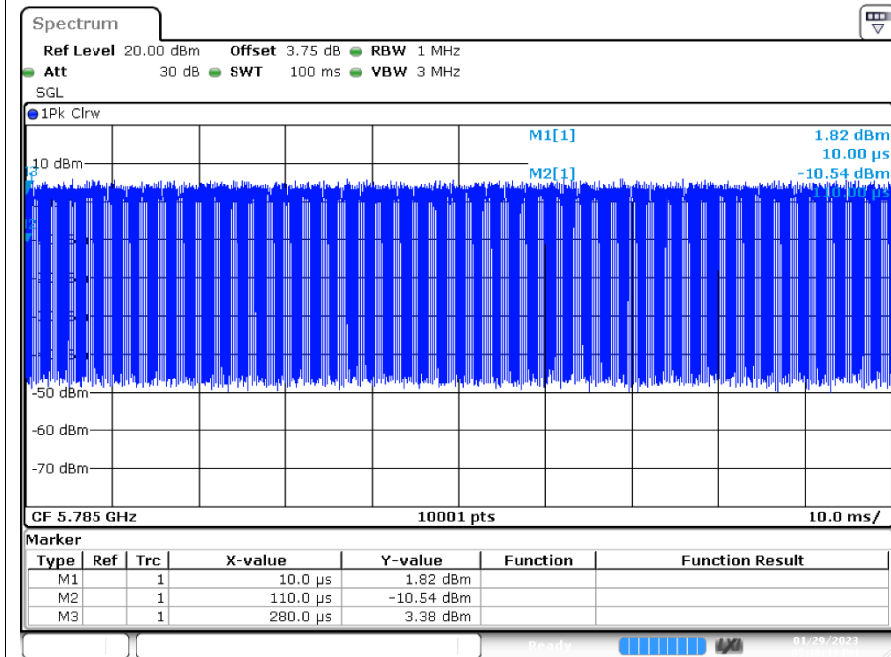


Duty Cycle n20 5745MHz Ant1

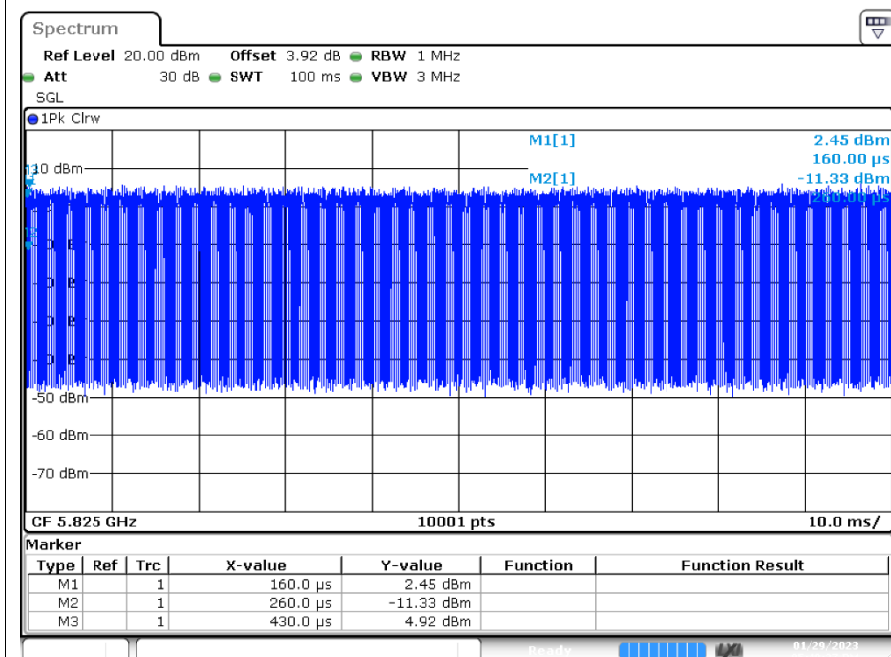


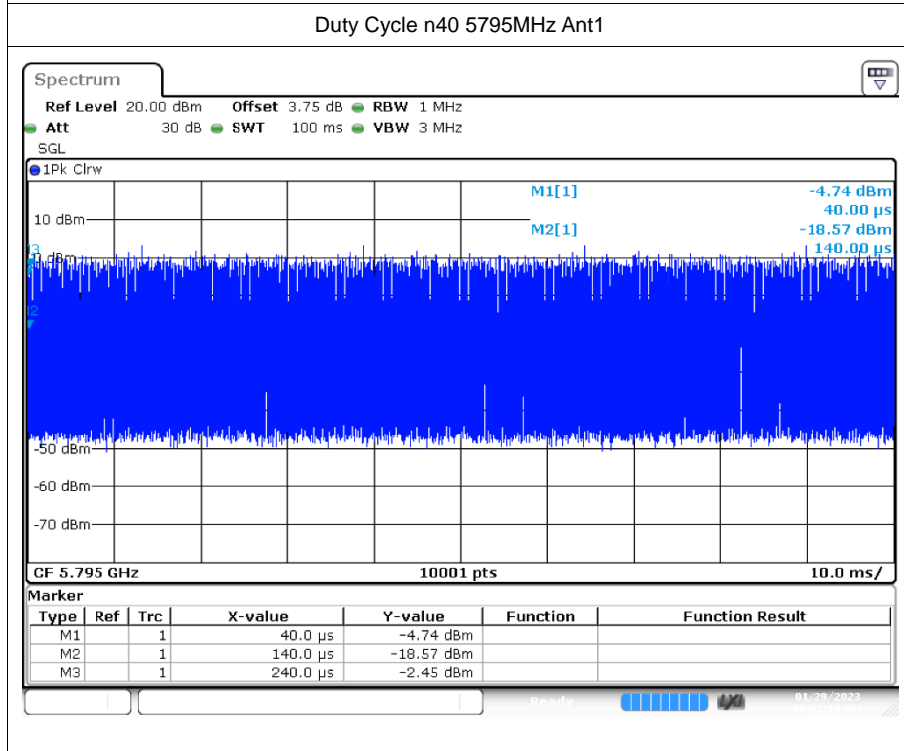
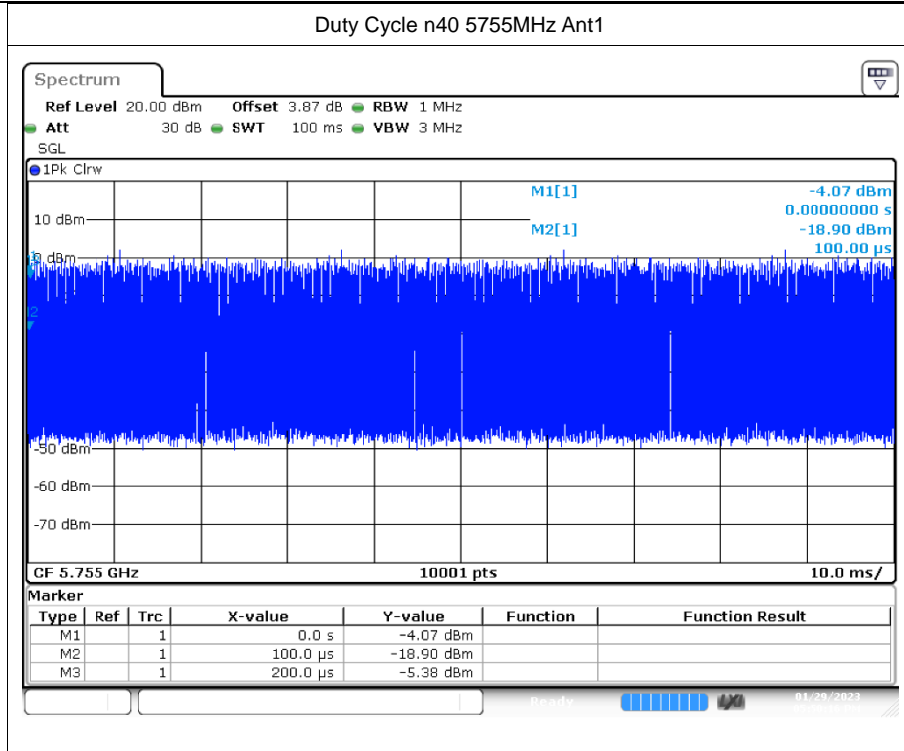


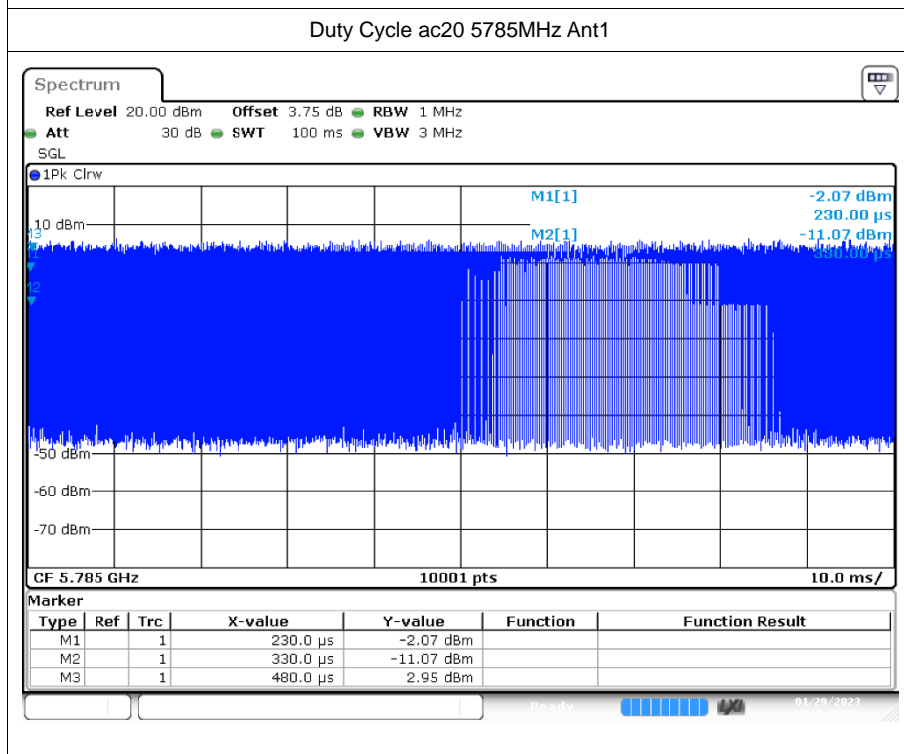
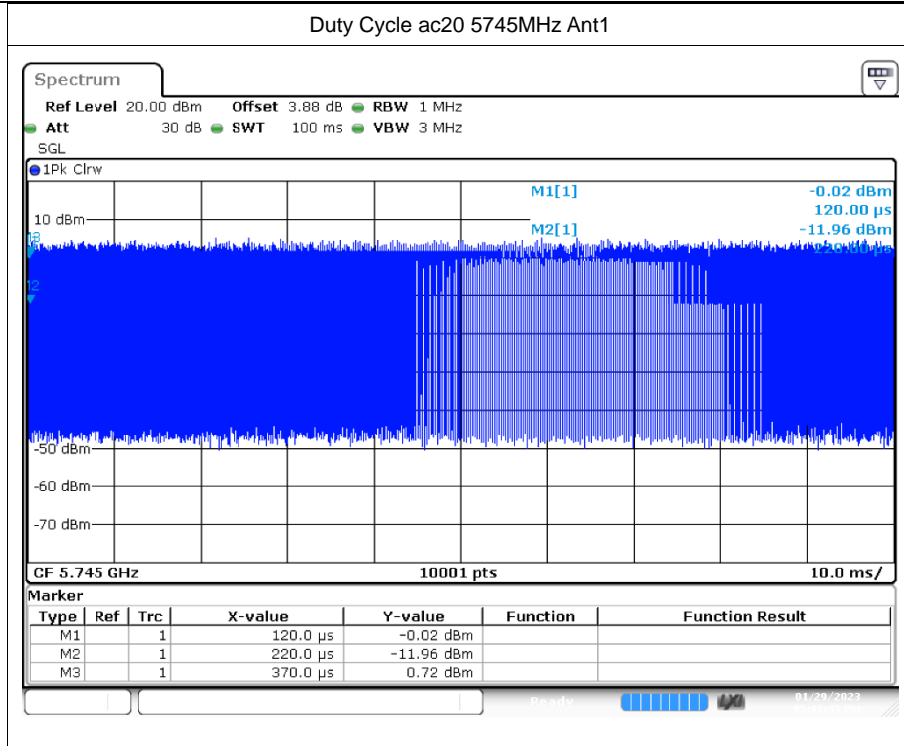
Duty Cycle n20 5785MHz Ant1

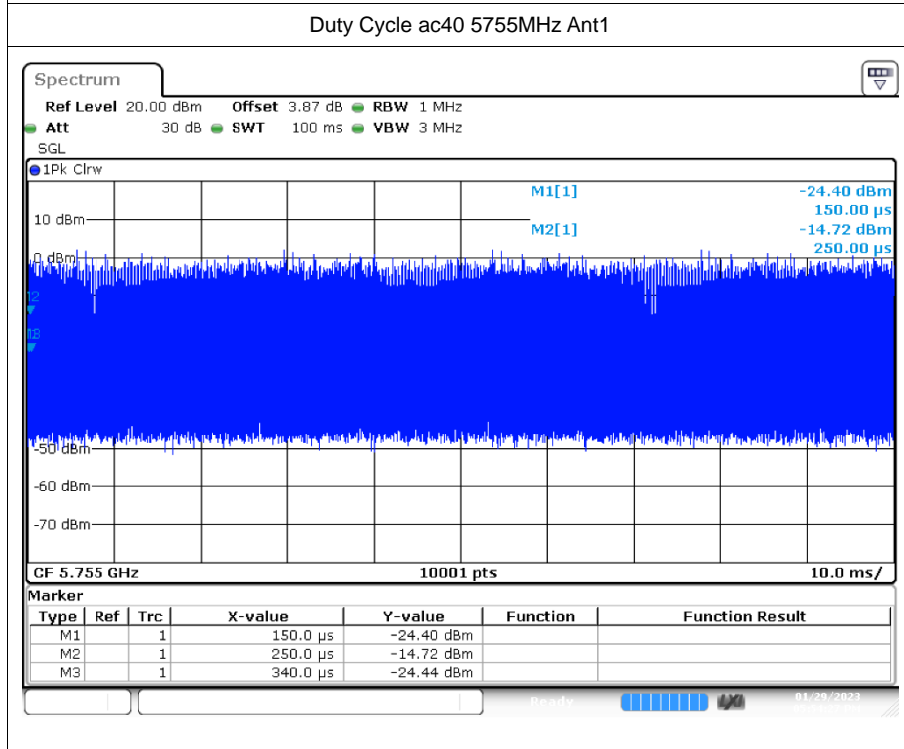
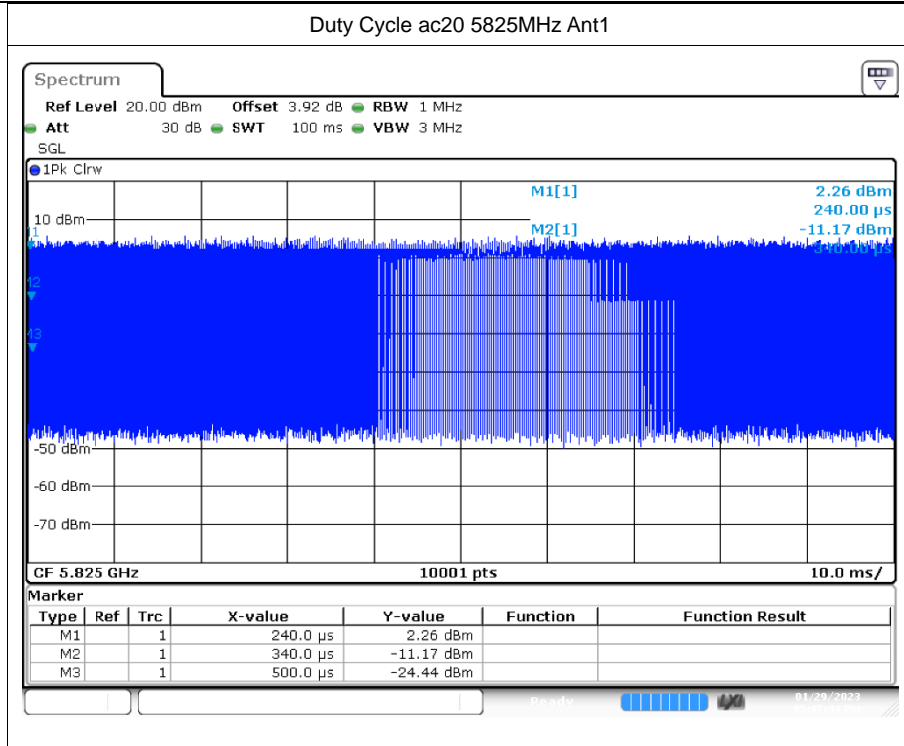


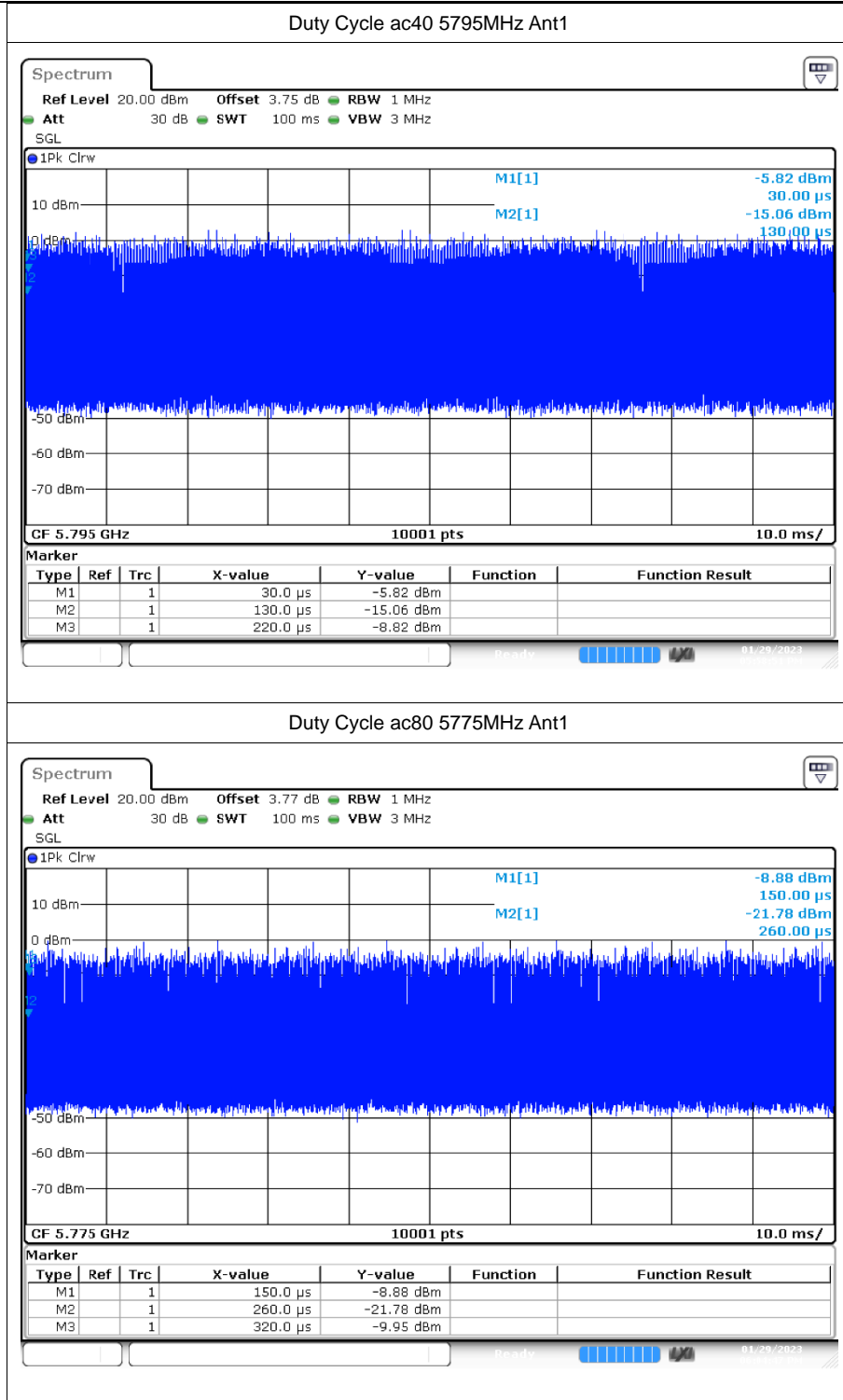
Duty Cycle n20 5825MHz Ant1













2 Maximum Conducted Output Power

2.1 Test Result

Mode	Frequency (MHz)	Antenna	Conducted Power (dBm)	Duty Factor (dB)	Total Power (dBm)	Limit (dBm)	Verdict
a	5745	Ant1	9.62	1.69	11.31	30	Pass
a	5785	Ant1	10.9	1.68	12.58	30	Pass
a	5825	Ant1	10.54	1.69	12.23	30	Pass
n20	5745	Ant1	9.29	1.79	11.08	30	Pass
n20	5785	Ant1	10.41	1.78	12.19	30	Pass
n20	5825	Ant1	10.19	1.77	11.96	30	Pass
n40	5755	Ant1	9.36	2.57	11.93	30	Pass
n40	5795	Ant1	10.12	2.55	12.67	30	Pass
ac20	5745	Ant1	9.12	1.93	11.05	30	Pass
ac20	5785	Ant1	10.17	1.92	12.09	30	Pass
ac20	5825	Ant1	10.02	1.93	11.95	30	Pass
ac40	5755	Ant1	9.17	2.79	11.96	30	Pass
ac40	5795	Ant1	9.92	2.78	12.7	30	Pass
ac80	5775	Ant1	7.94	3.85	11.79	30	Pass



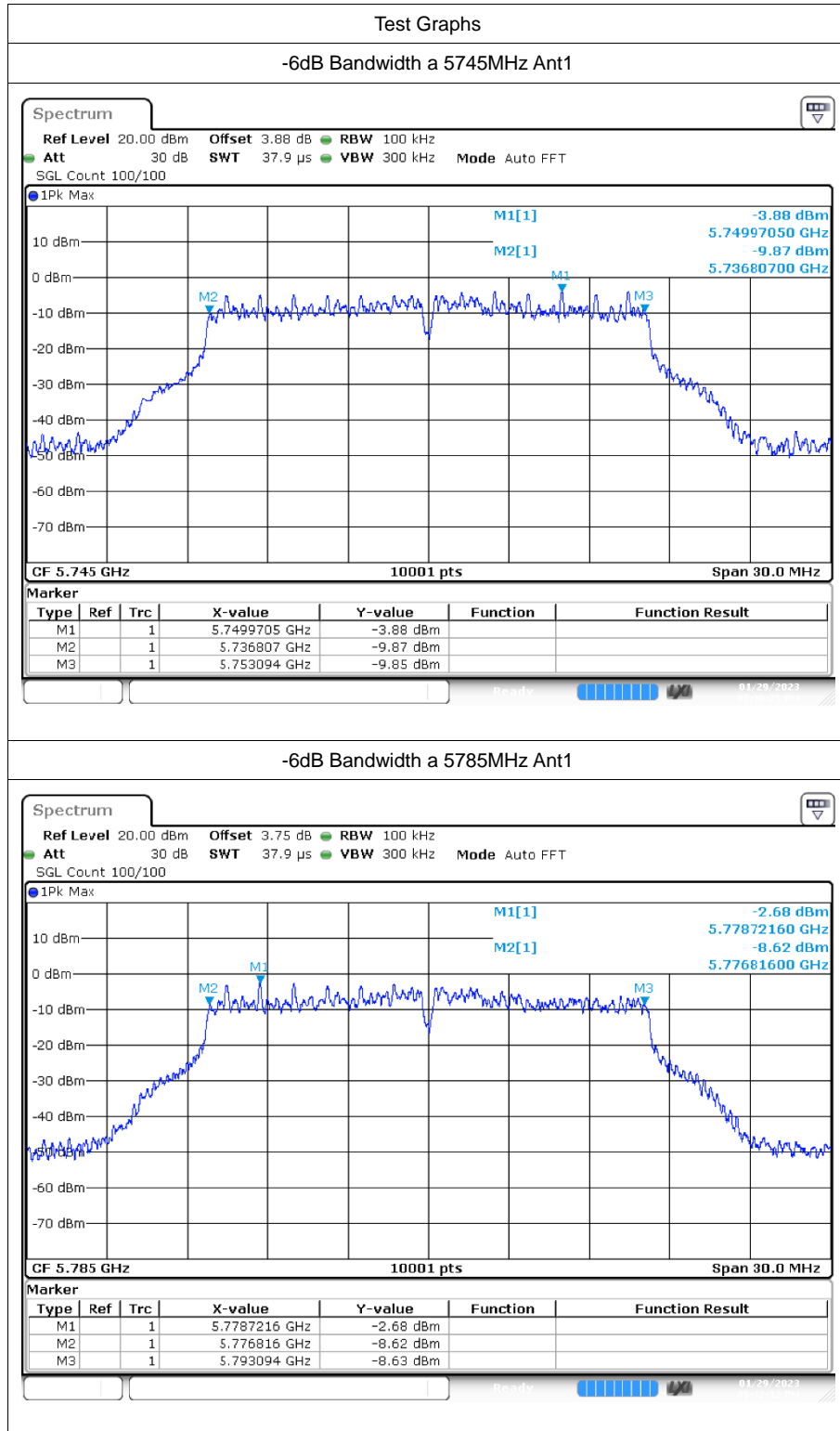
3 -6dB Bandwidth

3.1 Test Result

Mode	Frequency (MHz)	Antenna	-6 dB Bandwidth (MHz)	Limit -6 dB Bandwidth (MHz)	Verdict
a	5745	Ant1	16.287	0.5	Pass
a	5785	Ant1	16.278	0.5	Pass
a	5825	Ant1	16.263	0.5	Pass
n20	5745	Ant1	17.61	0.5	Pass
n20	5785	Ant1	17.643	0.5	Pass
n20	5825	Ant1	17.595	0.5	Pass
n40	5755	Ant1	36.27	0.5	Pass
n40	5795	Ant1	35.988	0.5	Pass
ac20	5745	Ant1	17.532	0.5	Pass
ac20	5785	Ant1	17.622	0.5	Pass
ac20	5825	Ant1	17.358	0.5	Pass
ac40	5755	Ant1	35.988	0.5	Pass
ac40	5795	Ant1	35.712	0.5	Pass
ac80	5775	Ant1	75.144	0.5	Pass

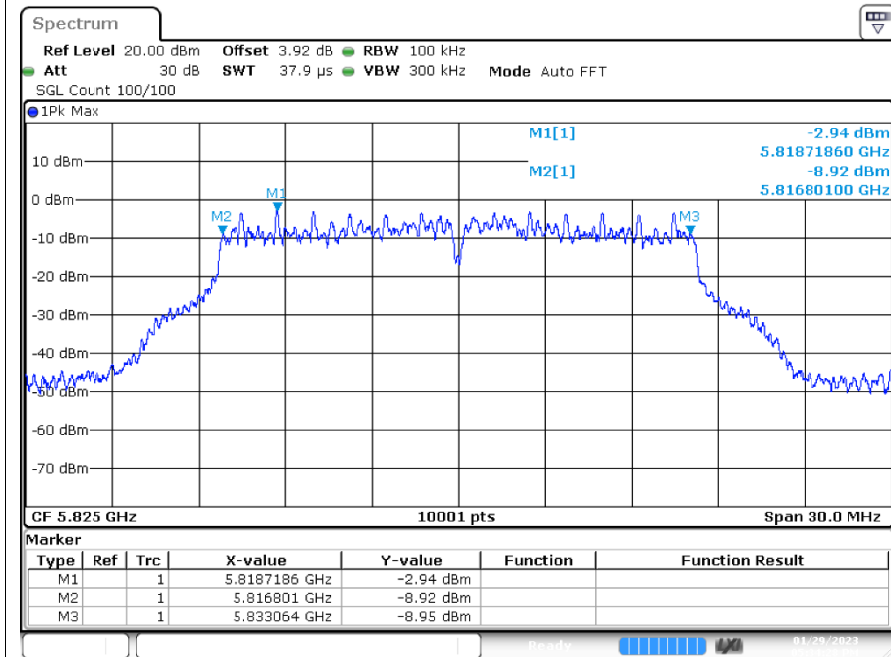


3.2 Test Graphs

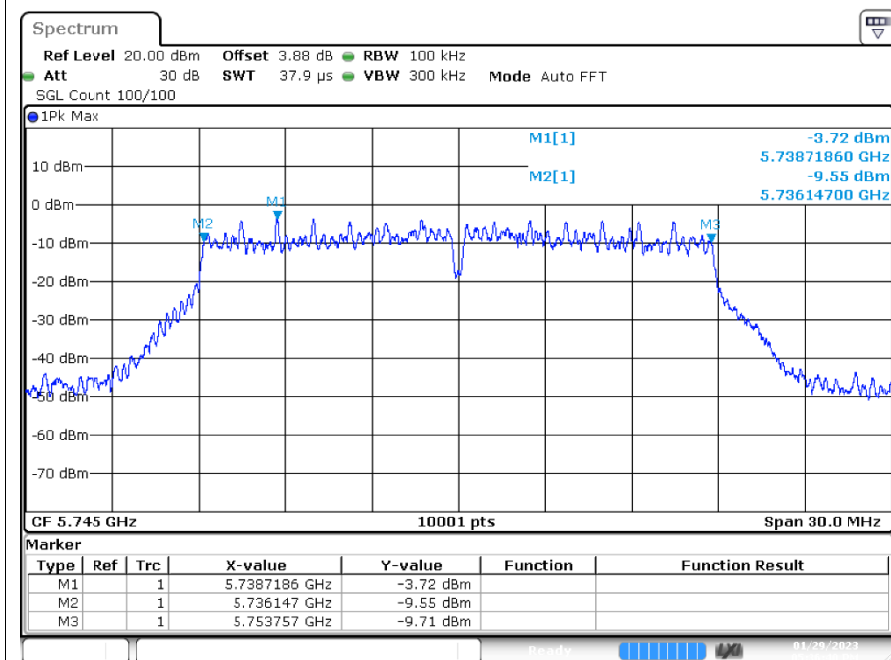


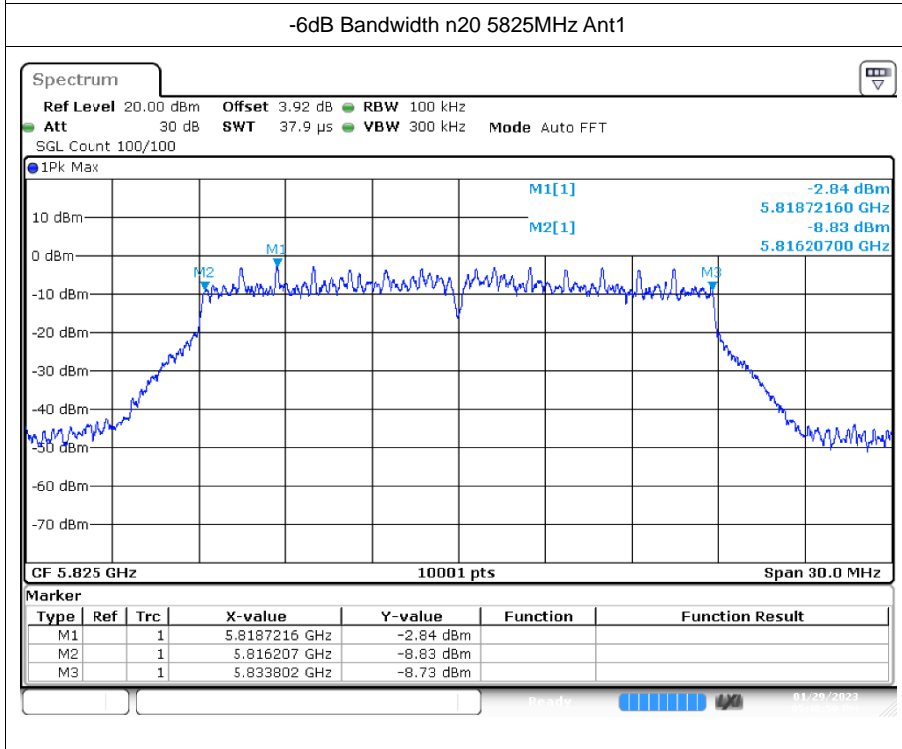
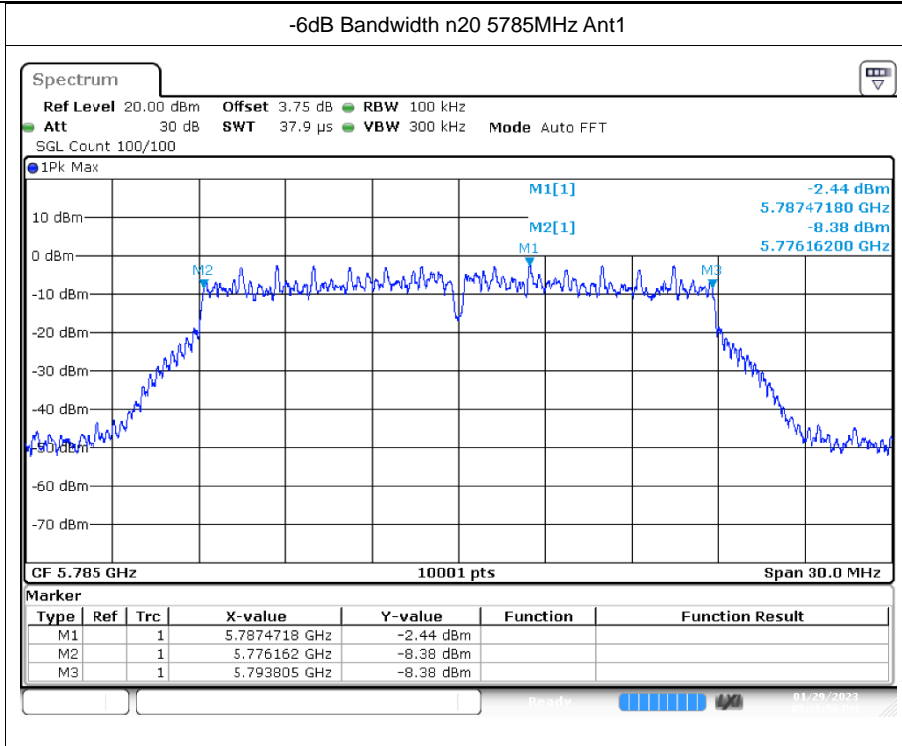


-6dB Bandwidth a 5825MHz Ant1



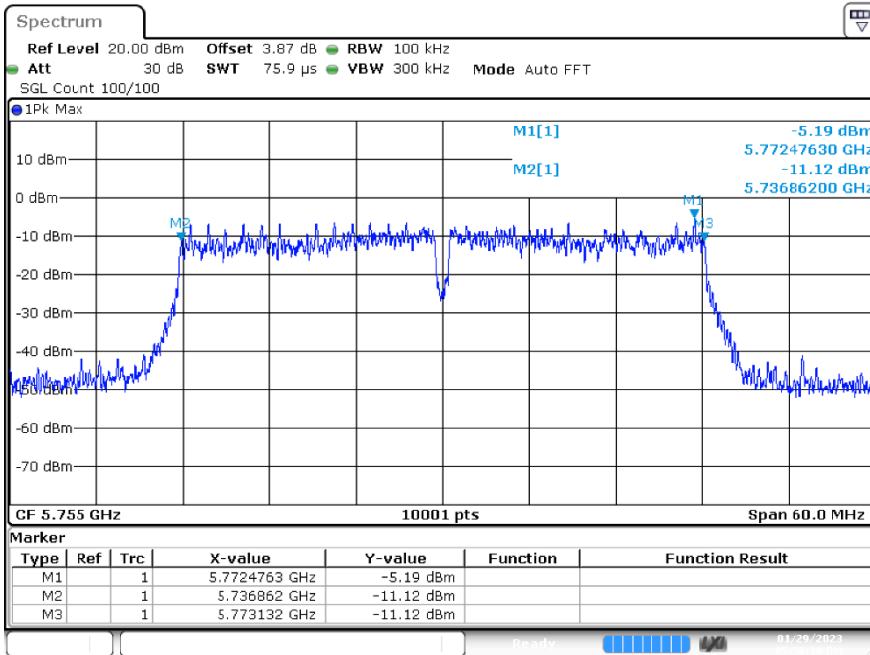
-6dB Bandwidth n20 5745MHz Ant1



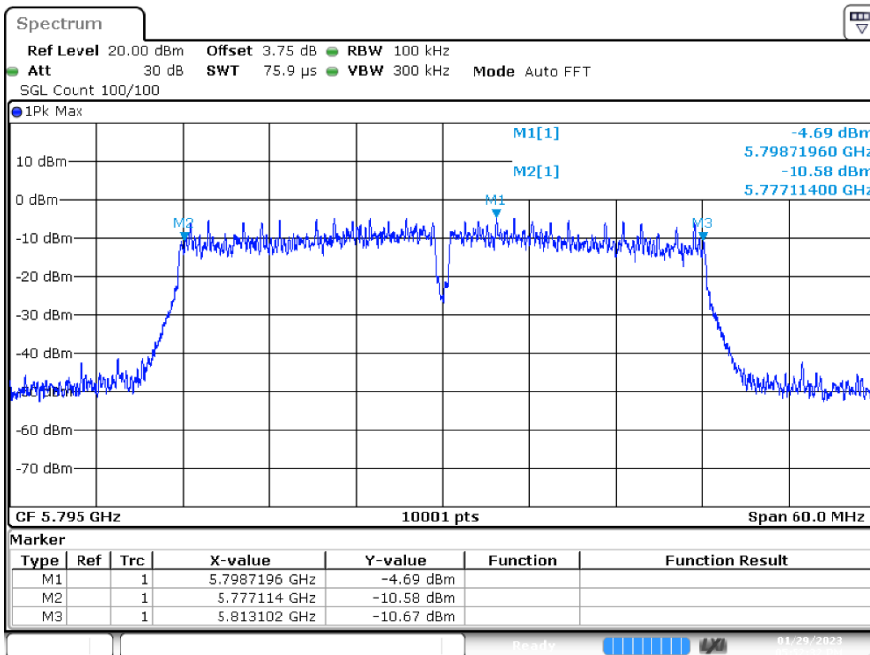


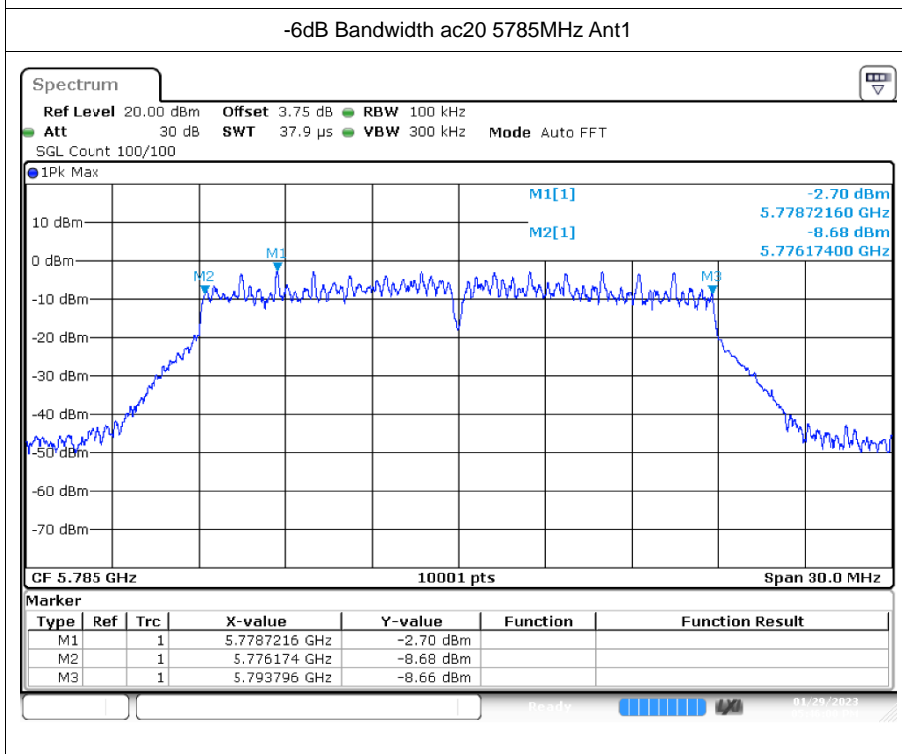
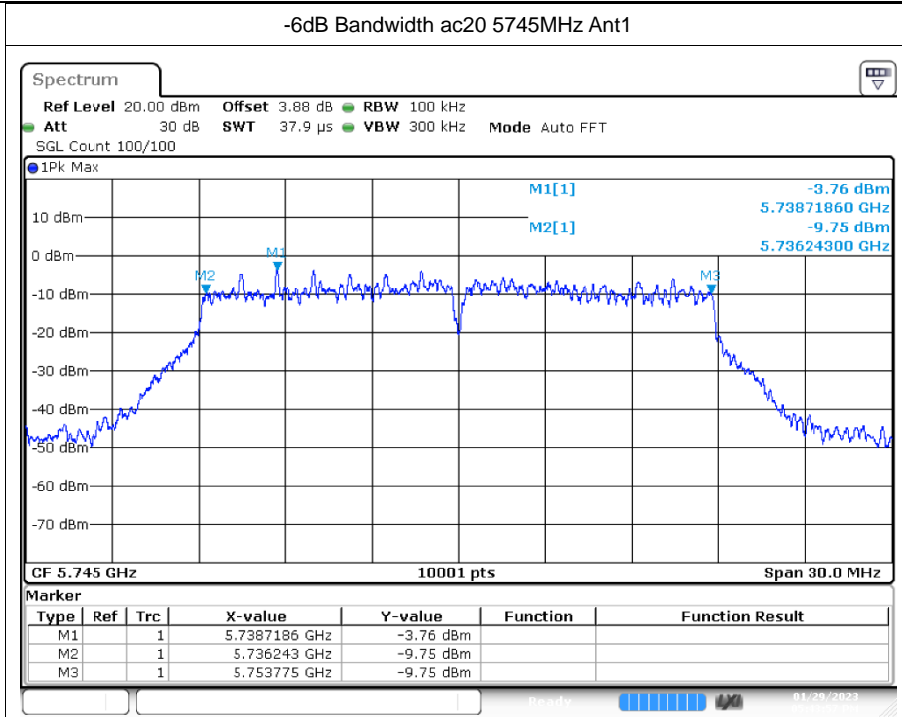


-6dB Bandwidth n40 5755MHz Ant1



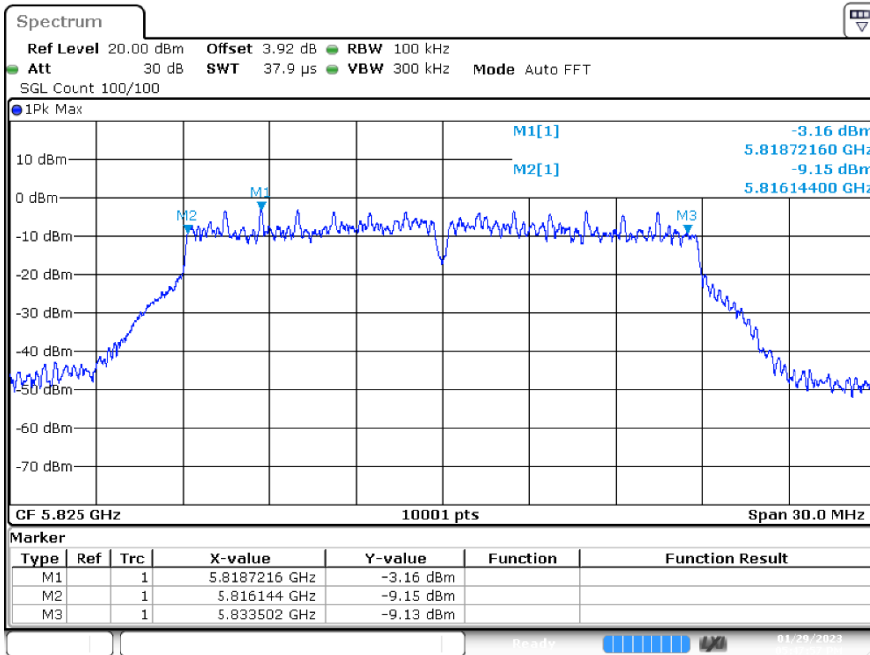
-6dB Bandwidth n40 5795MHz Ant1



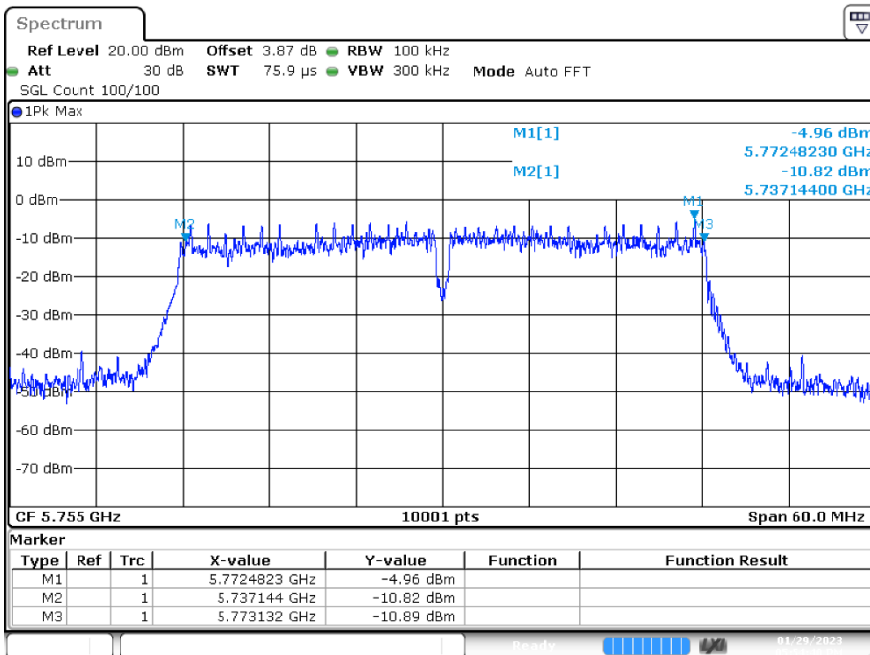


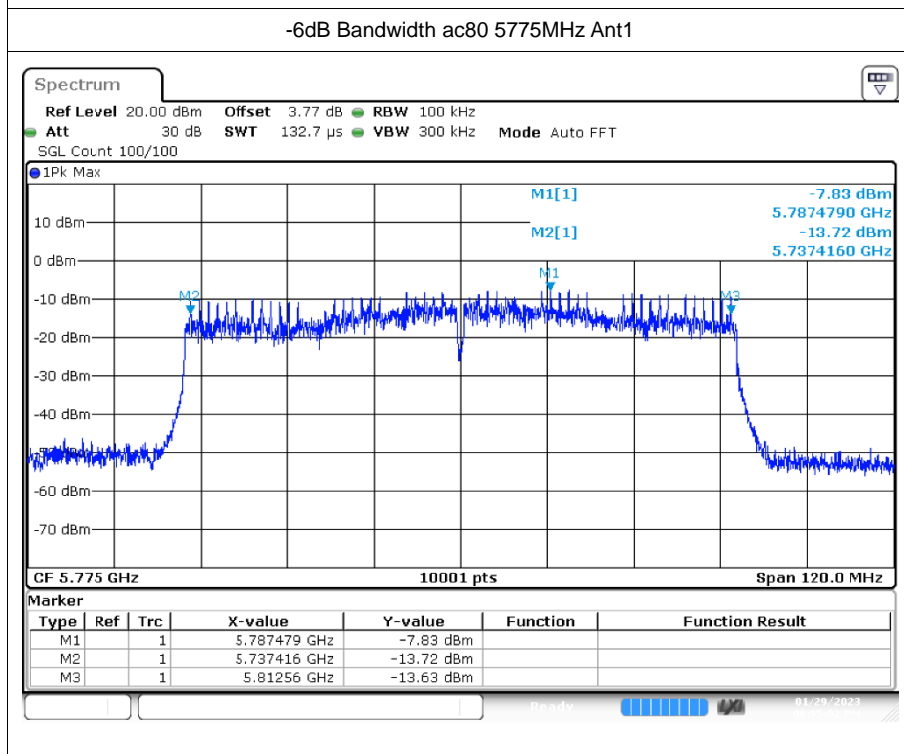
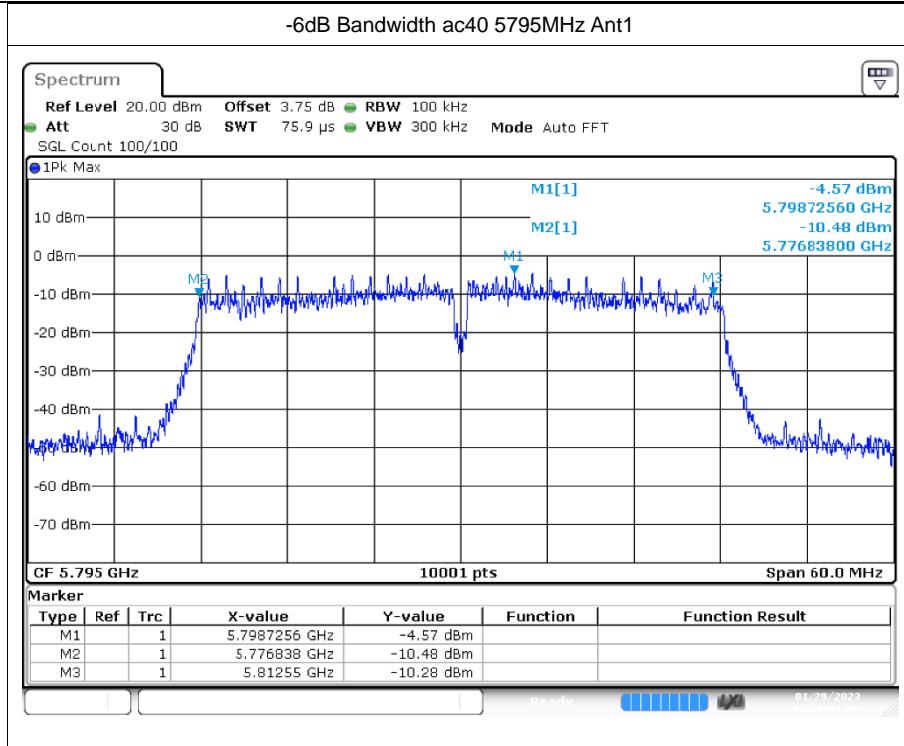


-6dB Bandwidth ac20 5825MHz Ant1



-6dB Bandwidth ac40 5755MHz Ant1







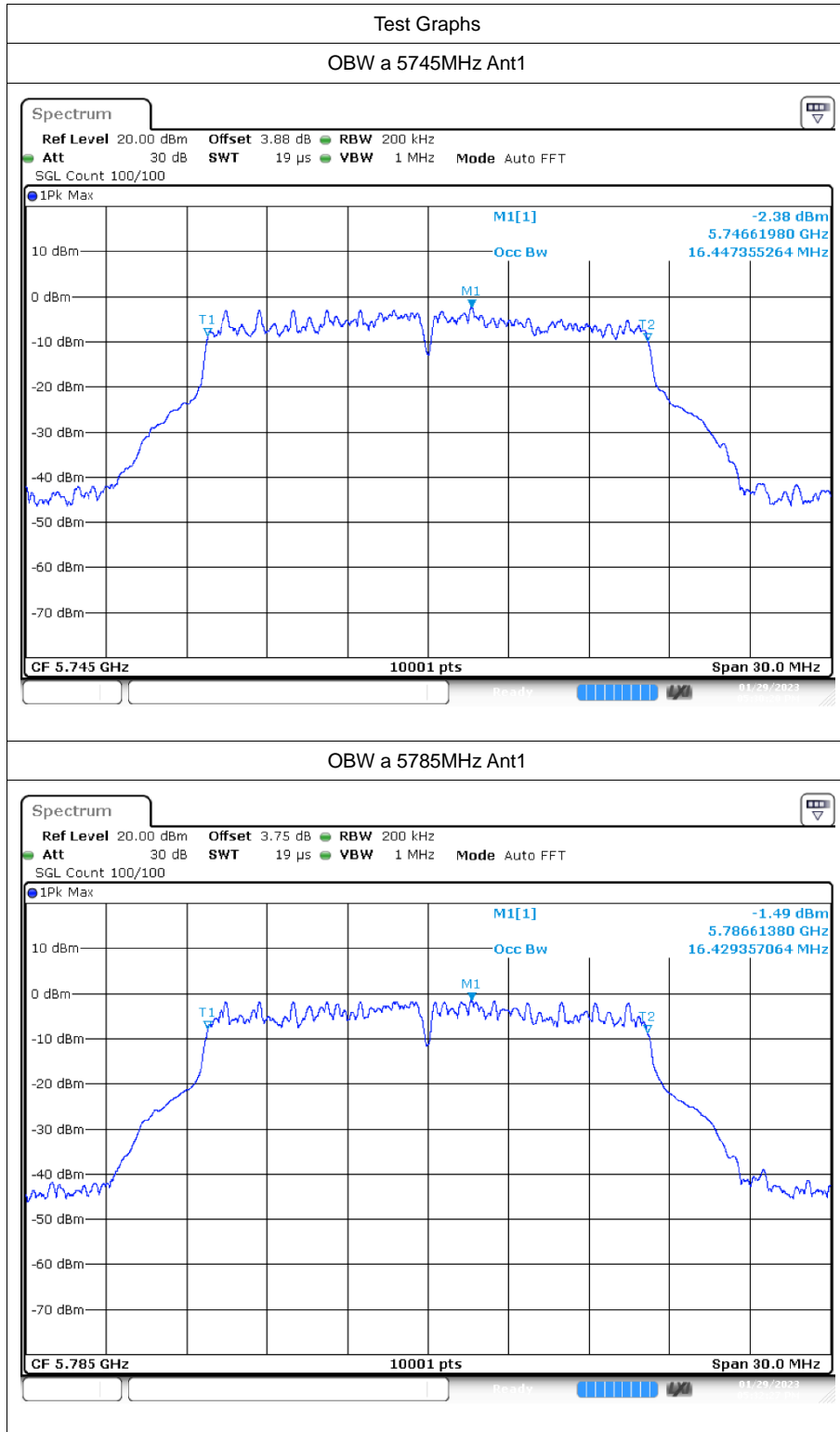
4 Occupied Channel Bandwidth

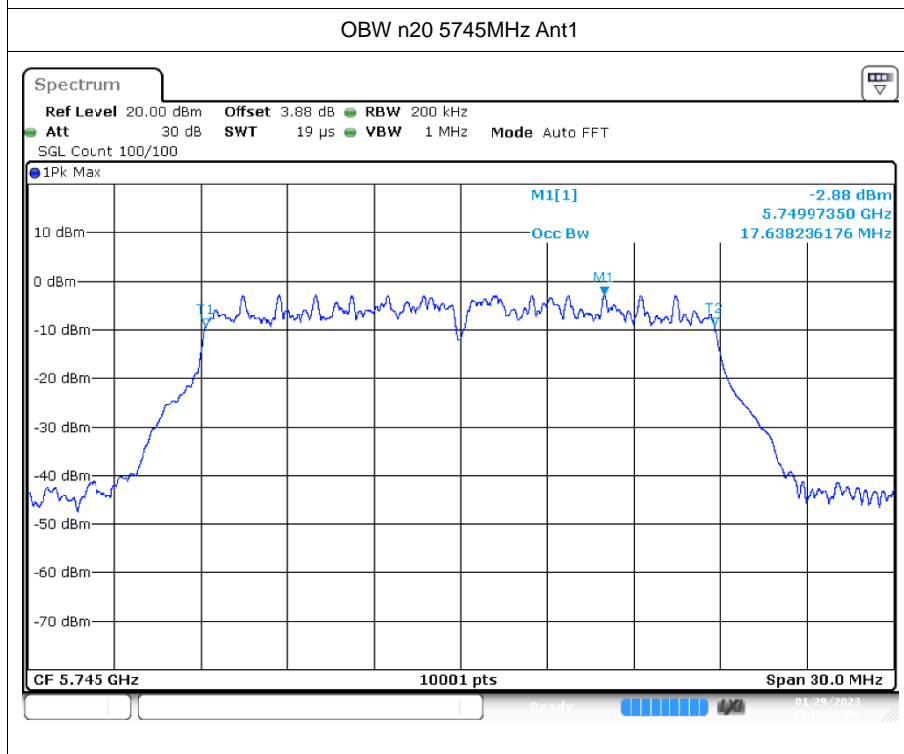
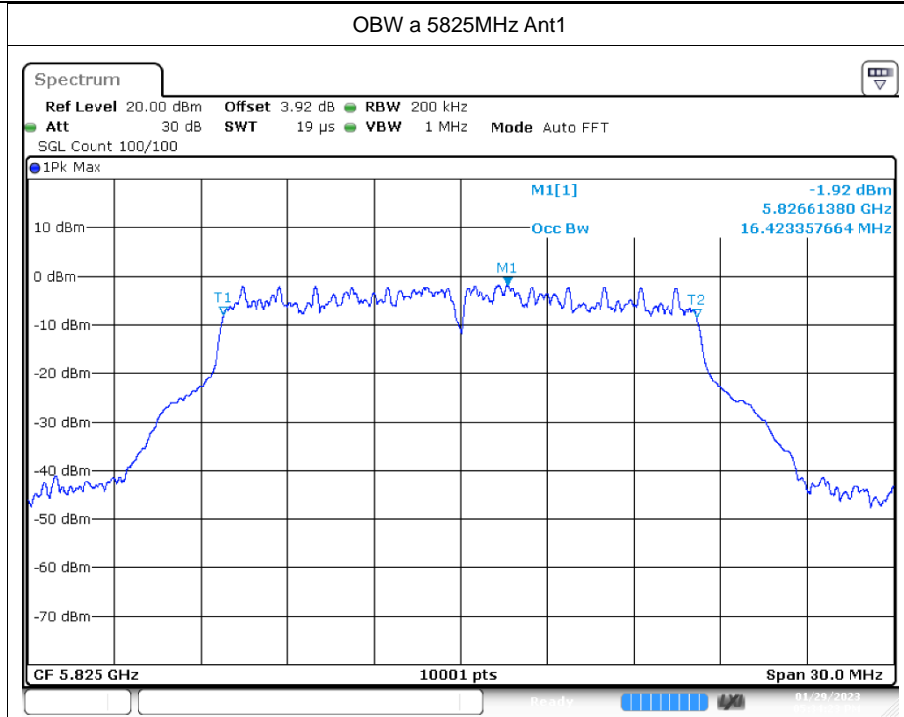
4.1 Test Result

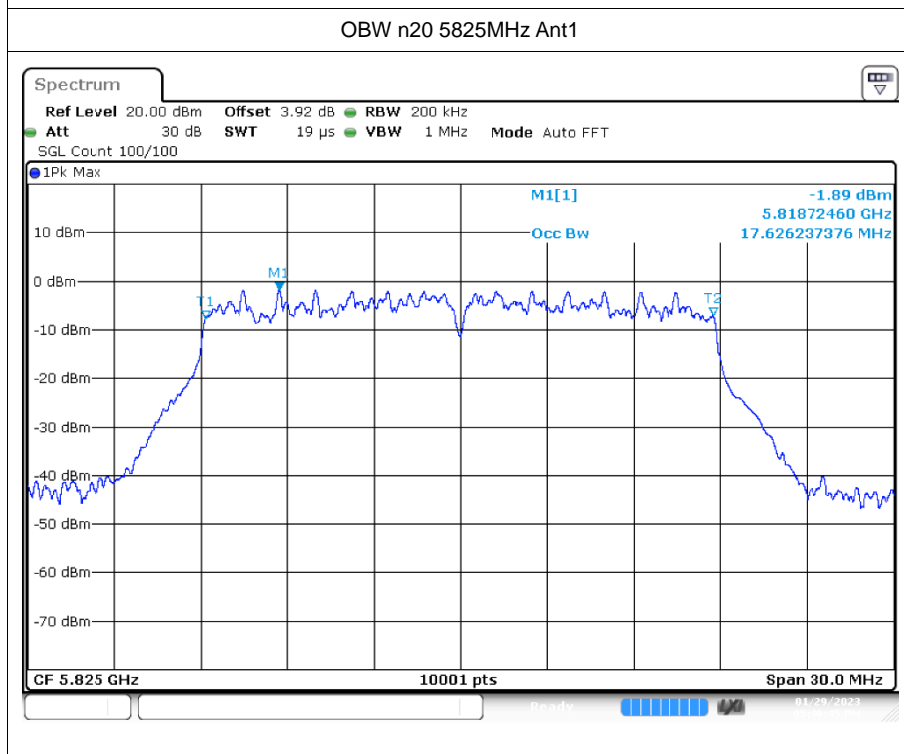
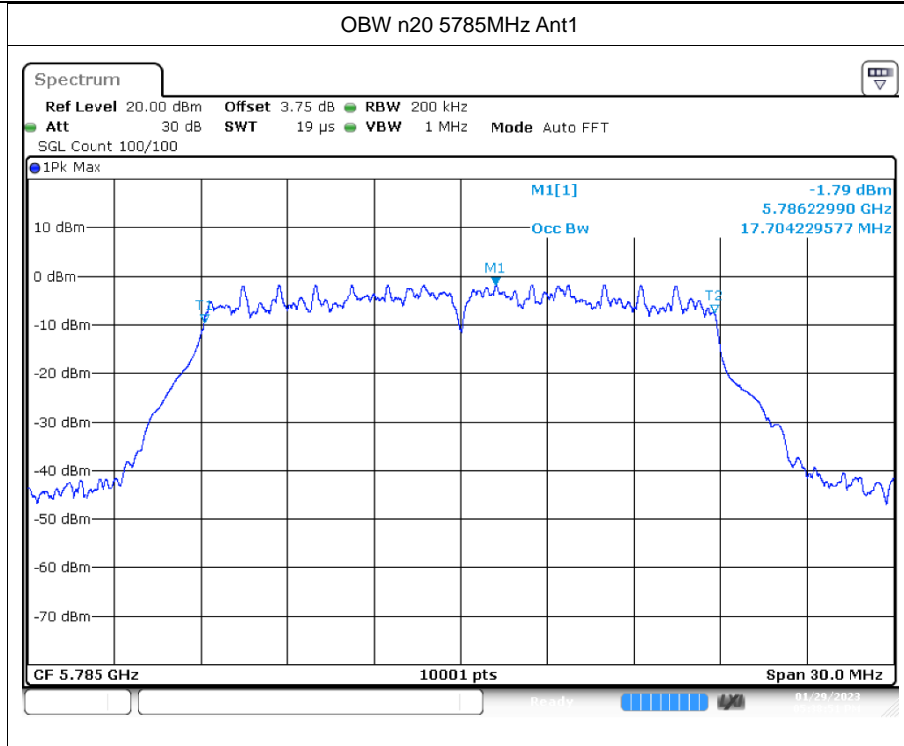
Mode	Frequency (MHz)	Antenna	99% OBW (MHz)
a	5745	Ant1	16.447
a	5785	Ant1	16.429
a	5825	Ant1	16.423
n20	5745	Ant1	17.638
n20	5785	Ant1	17.704
n20	5825	Ant1	17.626
n40	5755	Ant1	36.38
n40	5795	Ant1	36.14
ac20	5745	Ant1	17.626
ac20	5785	Ant1	17.62
ac20	5825	Ant1	17.65
ac40	5755	Ant1	36.524
ac40	5795	Ant1	36.026
ac80	5775	Ant1	75.148

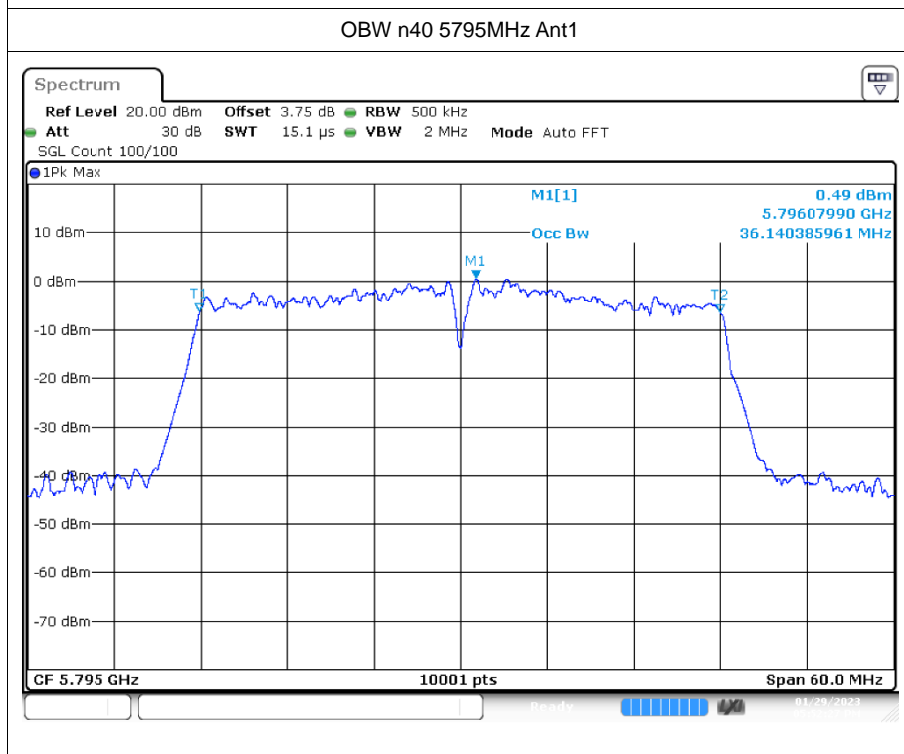
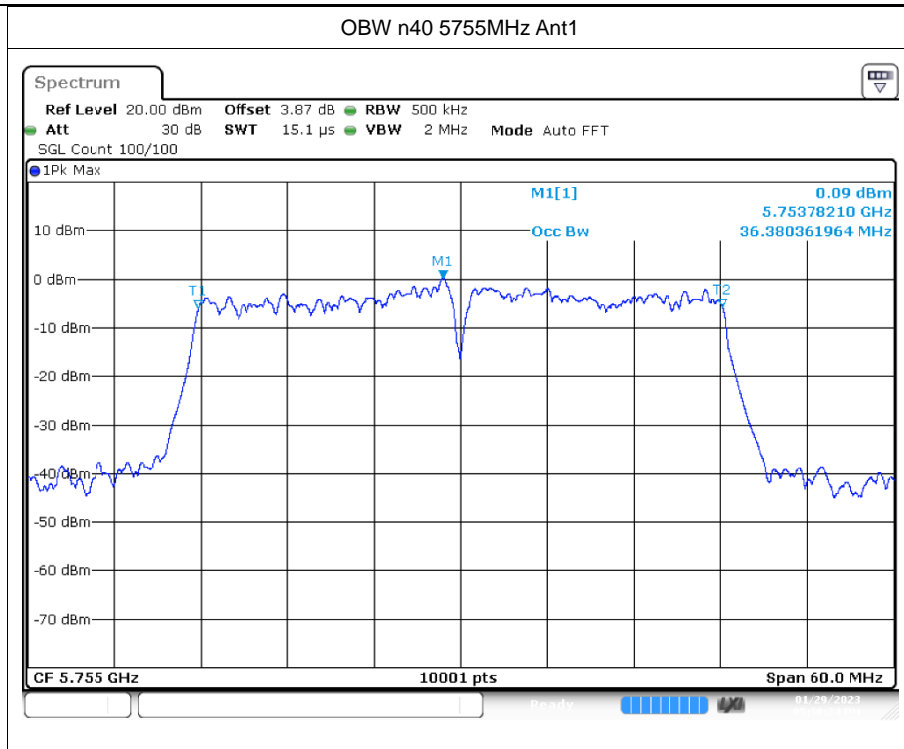


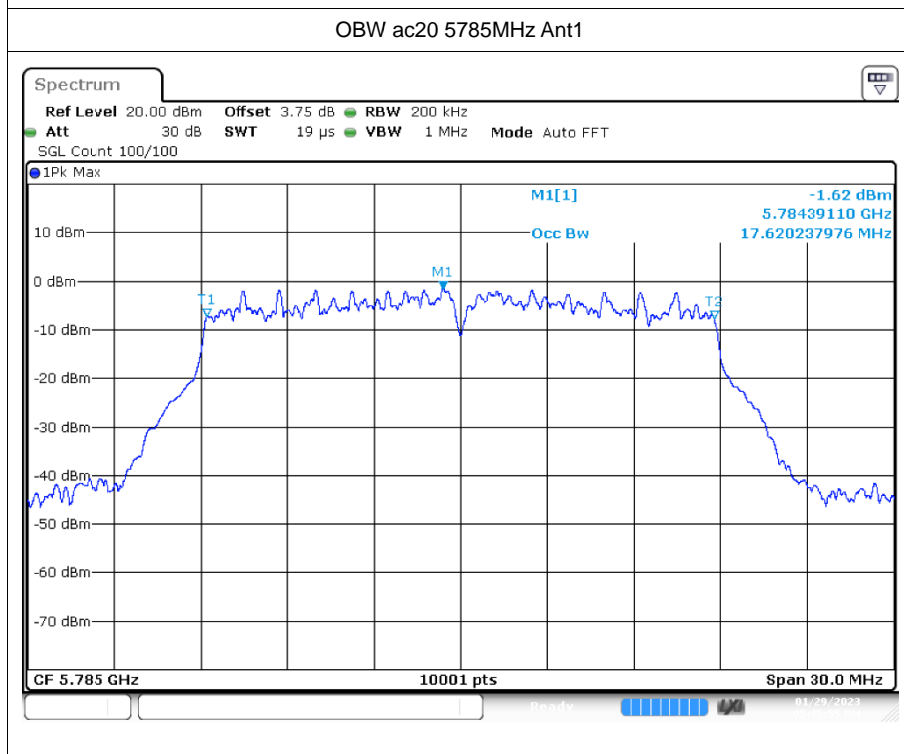
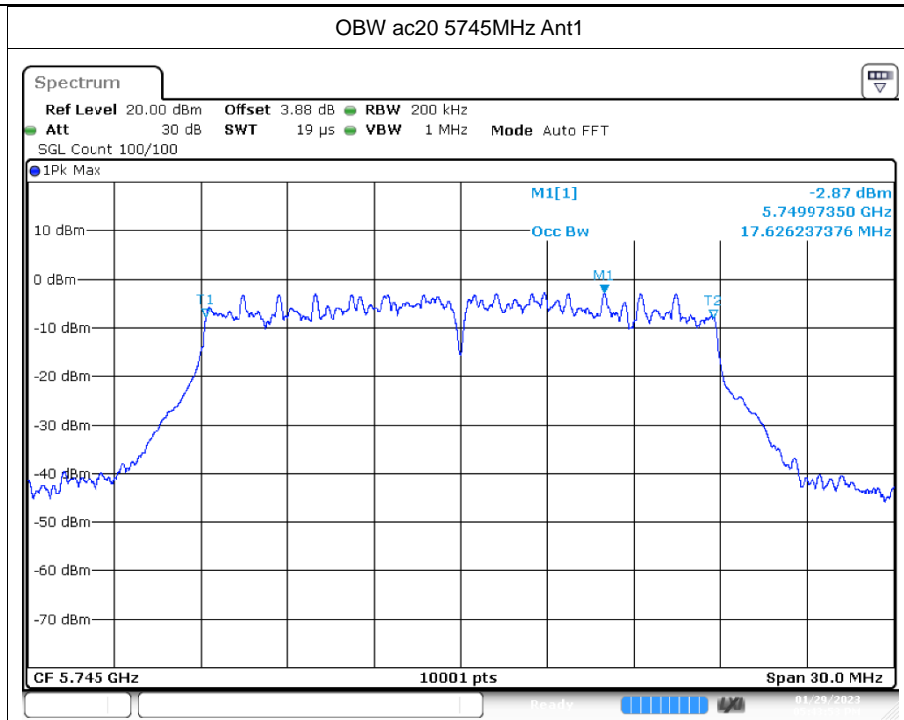
4.2 Test Graphs

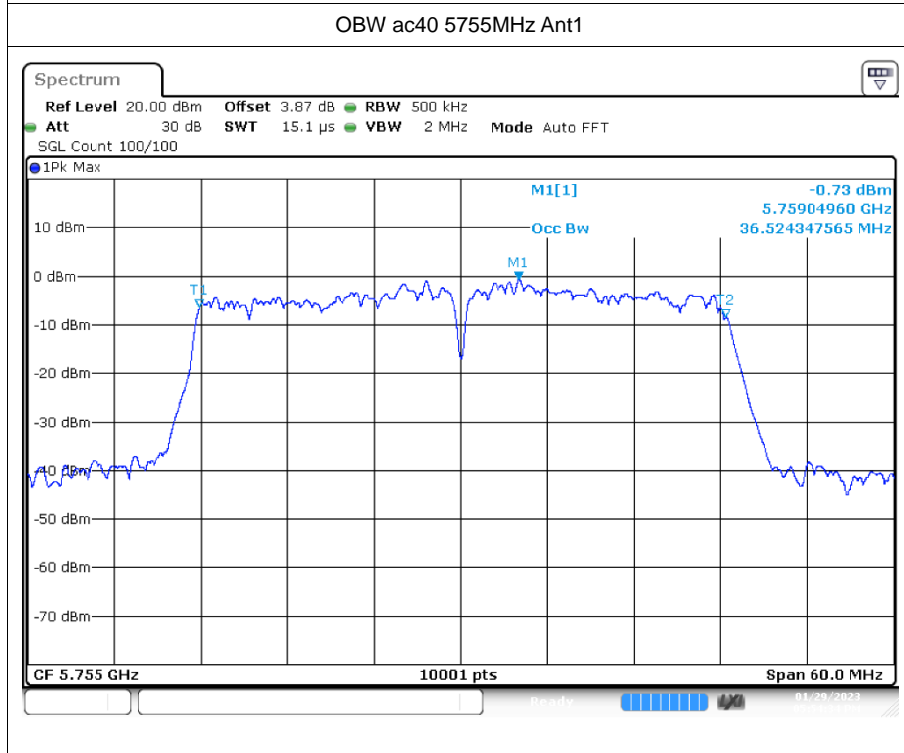
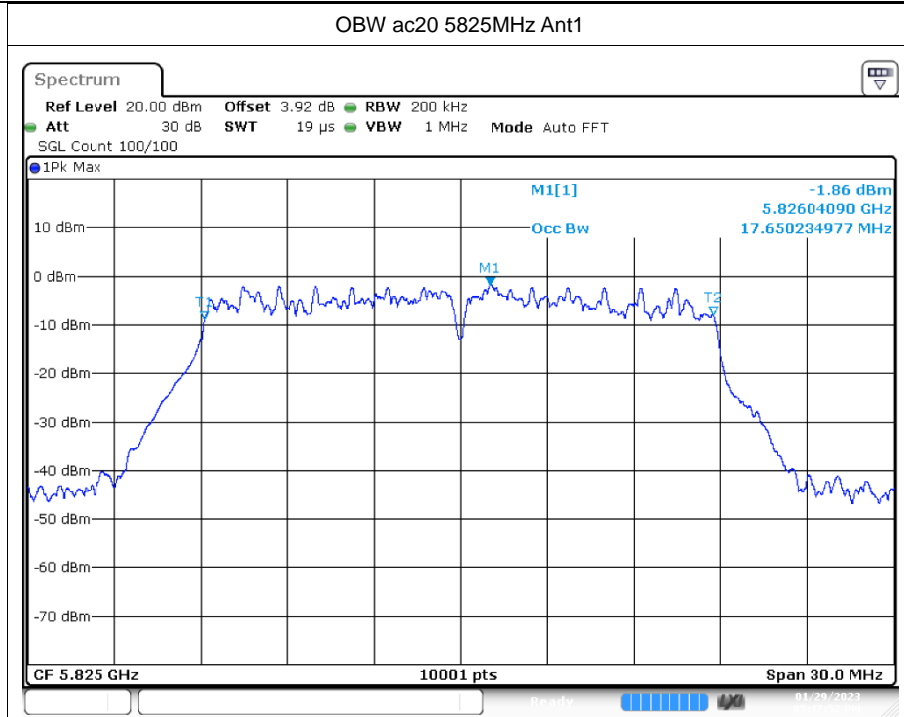


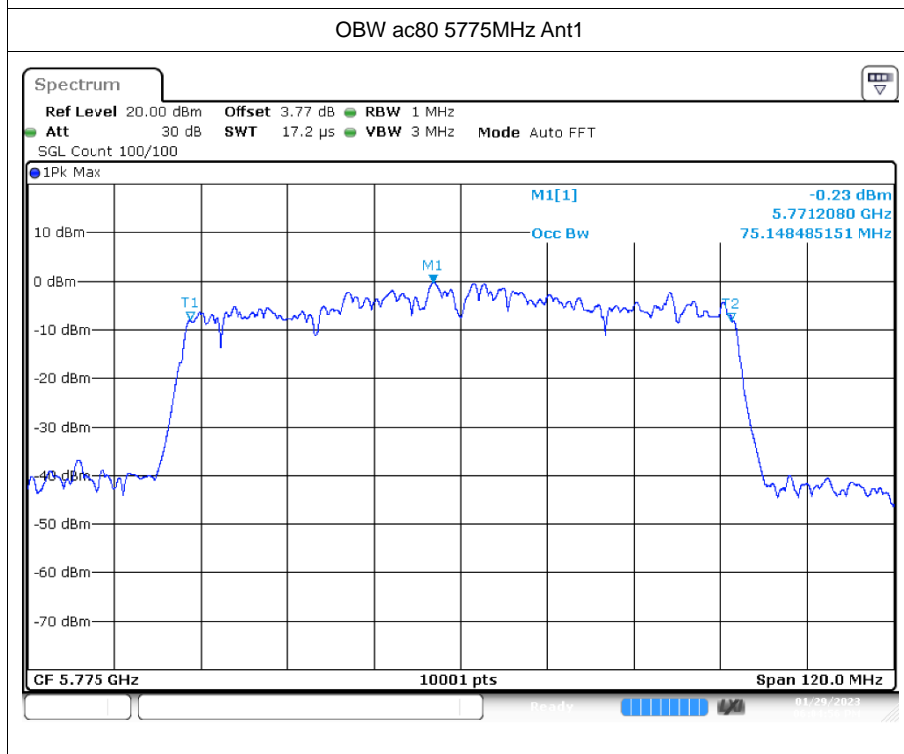
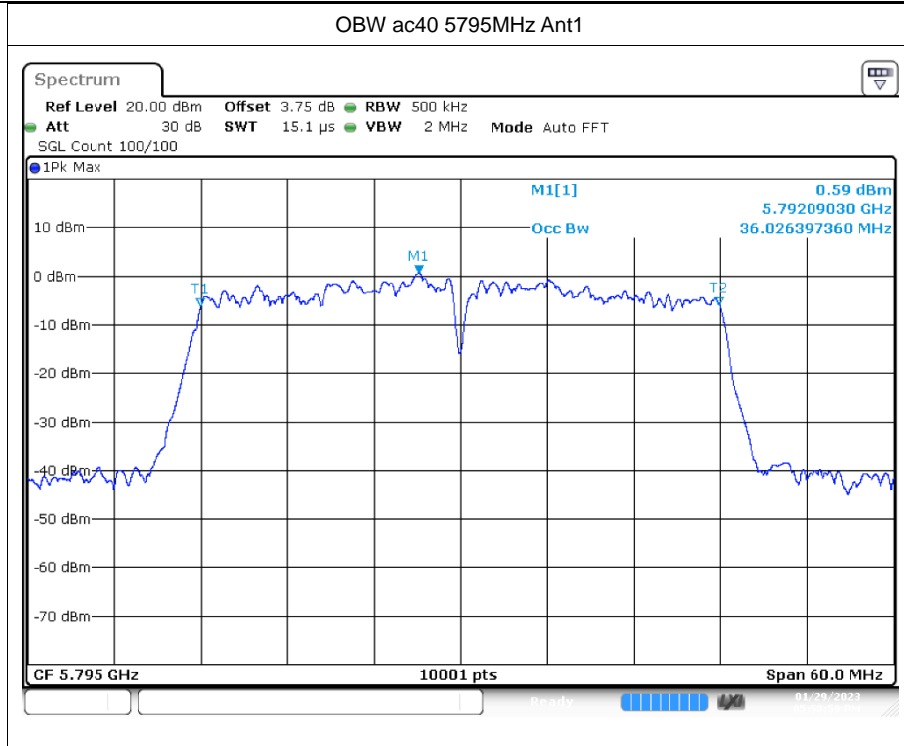












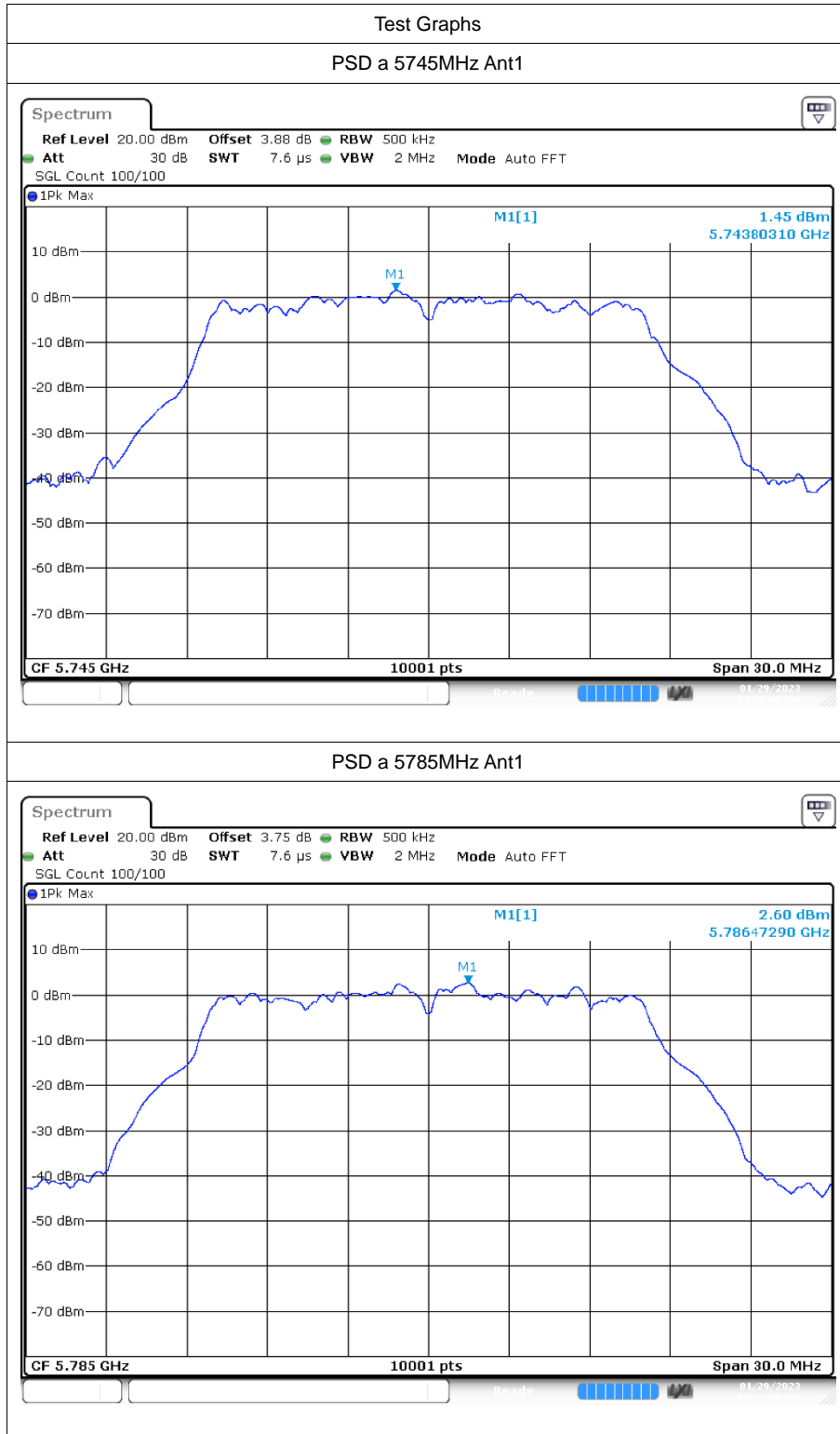


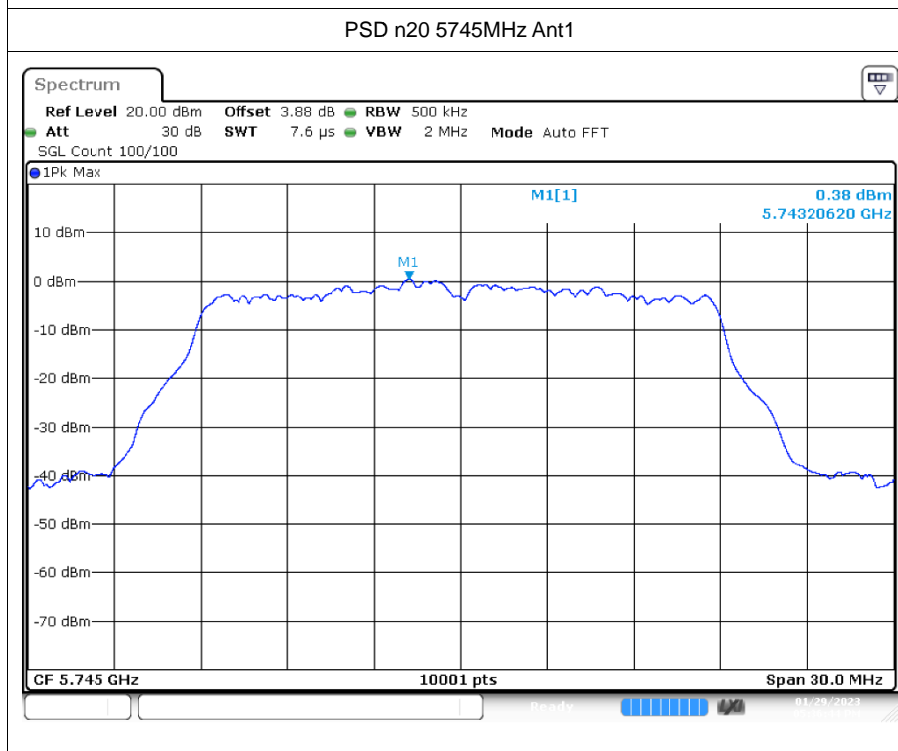
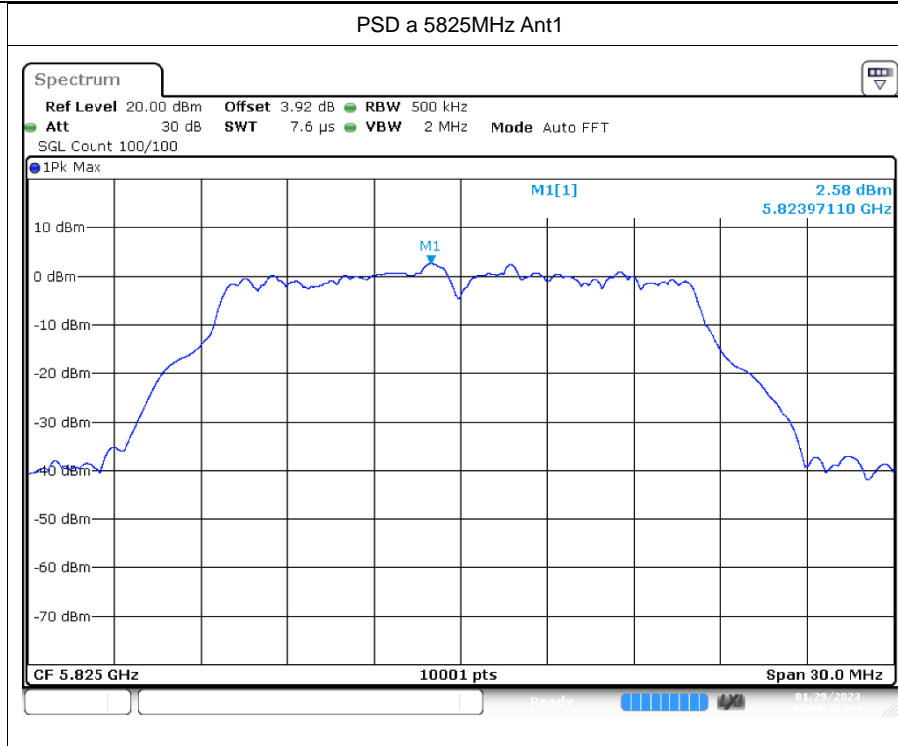
5 Maximum Power Spectral Density Level

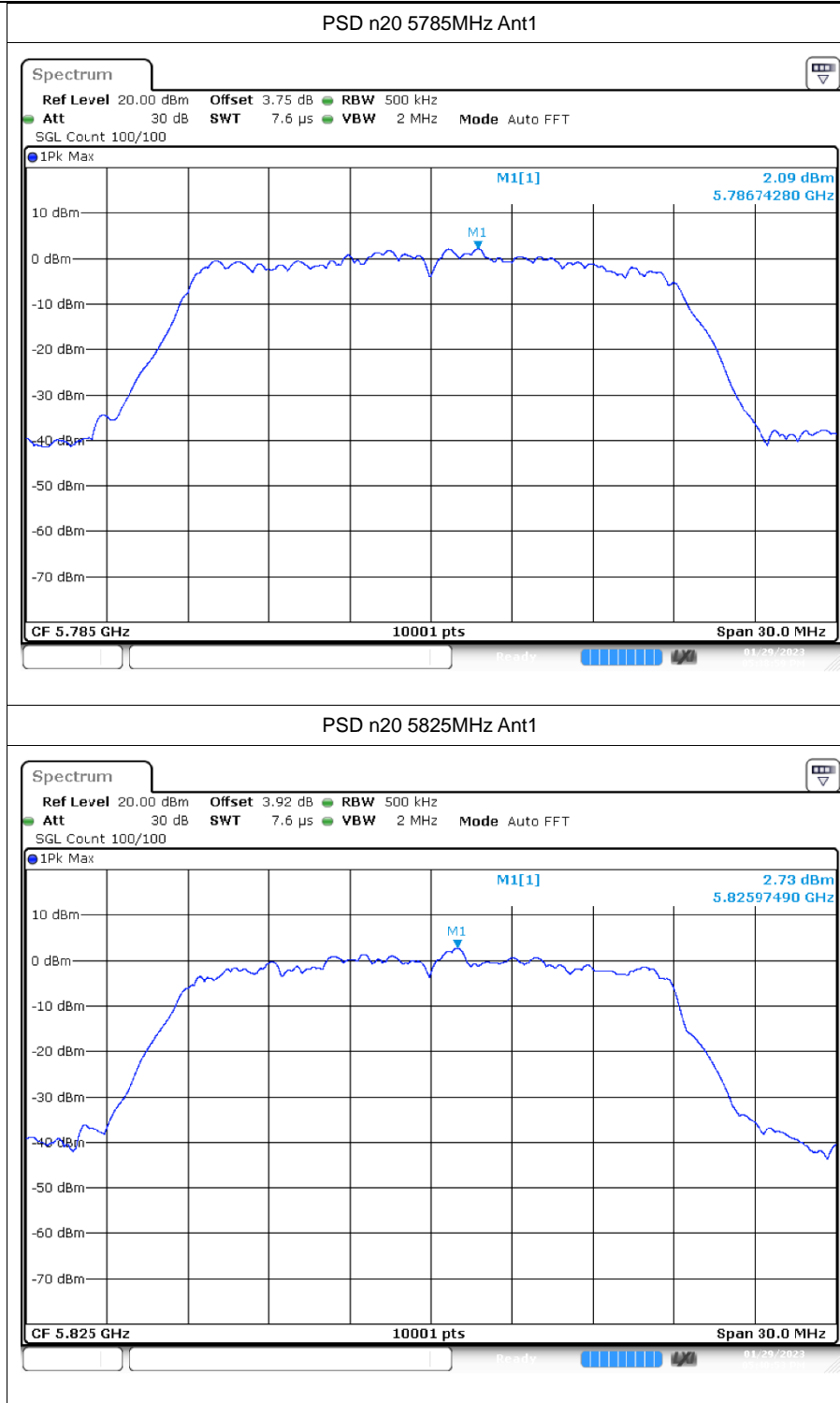
5.1 Test Result

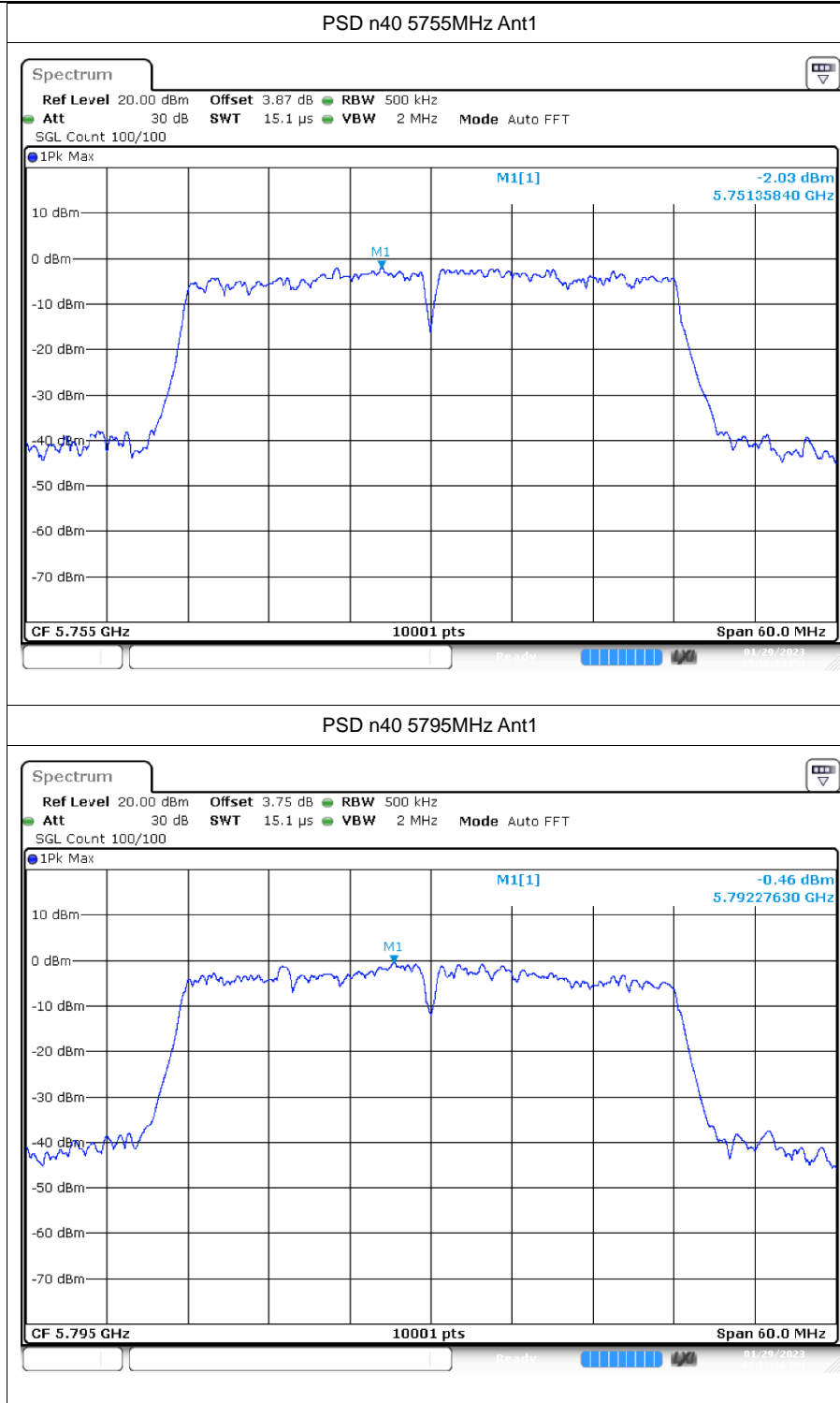
Mode	Frequency (MHz)	Antenna	Conducted PSD (dBm)	Duty Factor (dB)	Total PSD (dBm)	Limit (dBm)	Verdict
a	5745	Ant1	1.45	1.69	3.14	30	Pass
a	5785	Ant1	2.6	1.68	4.28	30	Pass
a	5825	Ant1	2.58	1.69	4.27	30	Pass
n20	5745	Ant1	0.38	1.79	2.17	30	Pass
n20	5785	Ant1	2.09	1.78	3.87	30	Pass
n20	5825	Ant1	2.73	1.77	4.5	30	Pass
n40	5755	Ant1	-2.03	2.57	0.54	30	Pass
n40	5795	Ant1	-0.46	2.55	2.09	30	Pass
ac20	5745	Ant1	1.25	1.93	3.18	30	Pass
ac20	5785	Ant1	1.46	1.92	3.38	30	Pass
ac20	5825	Ant1	3.88	1.93	5.81	30	Pass
ac40	5755	Ant1	-1.34	2.79	1.45	30	Pass
ac40	5795	Ant1	-0.18	2.78	2.6	30	Pass
ac80	5775	Ant1	-3.38	3.85	0.47	30	Pass

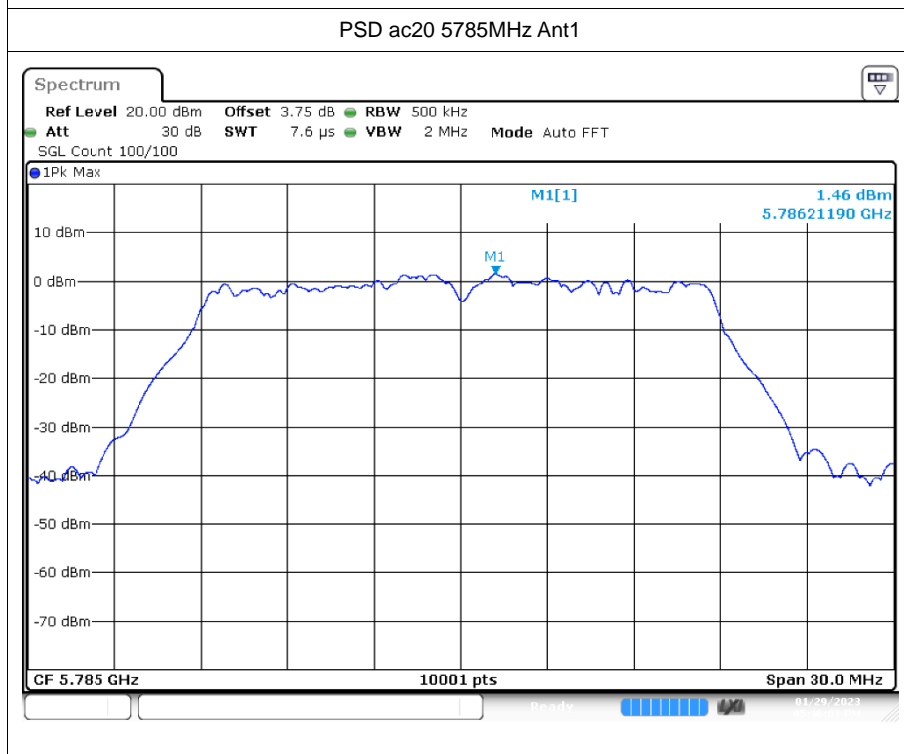
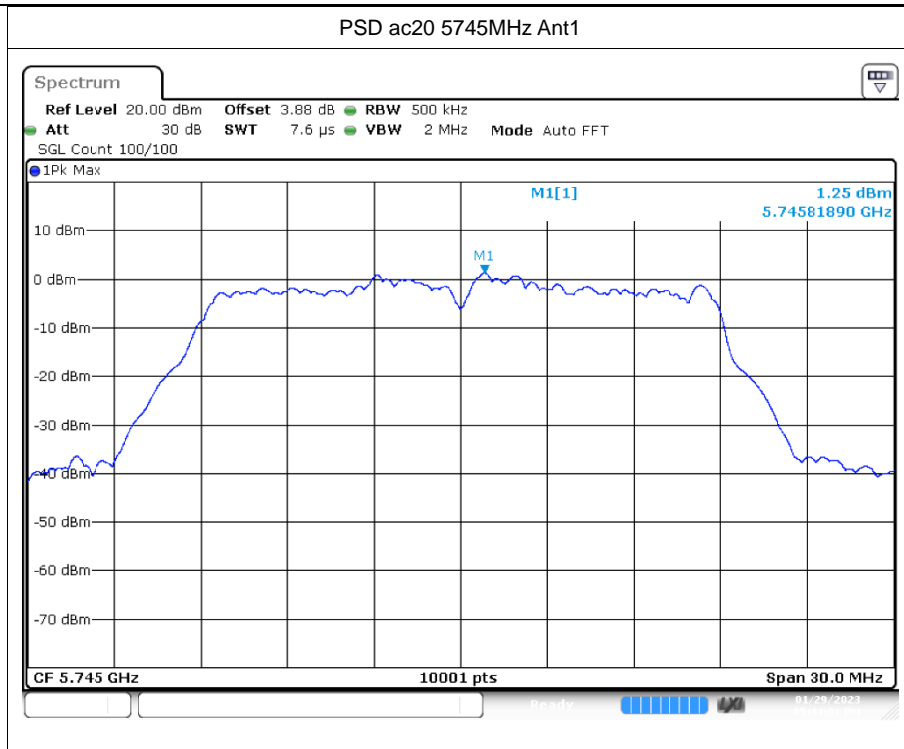
5.2 Test Graphs

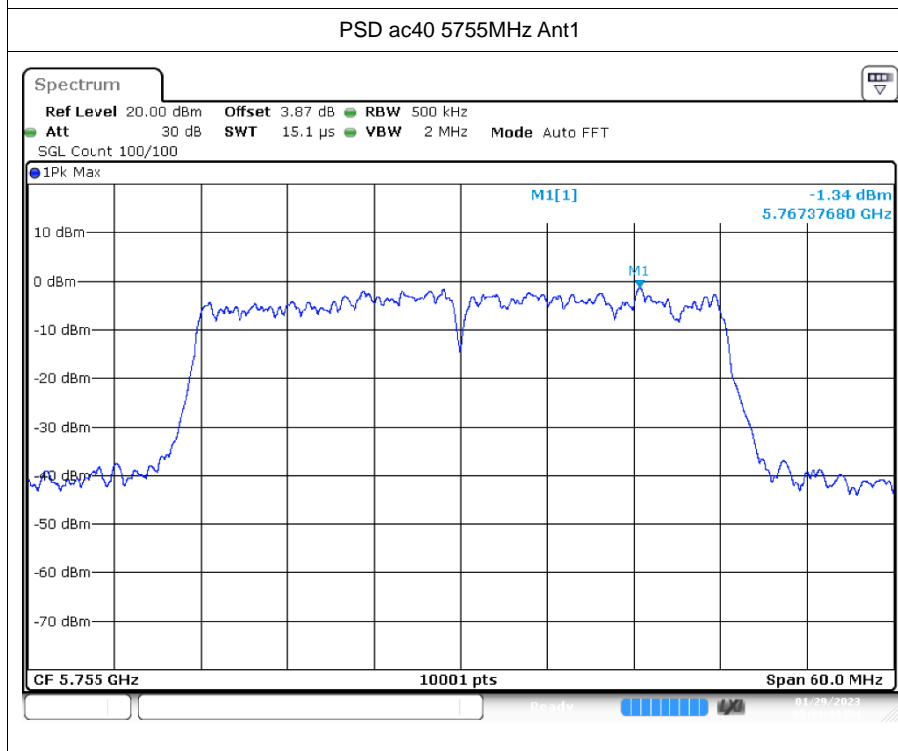
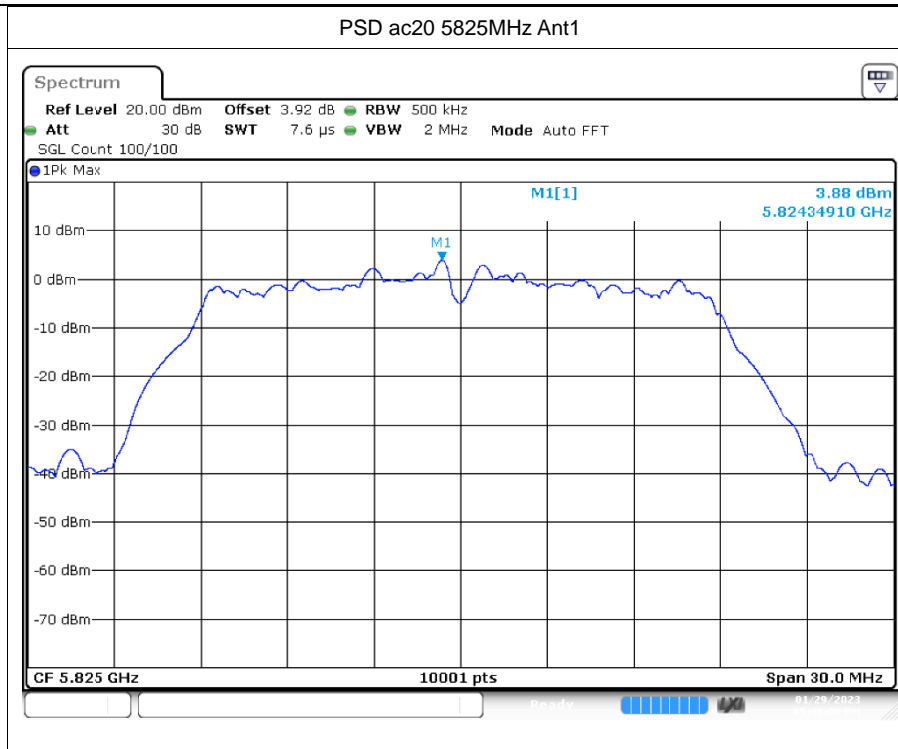


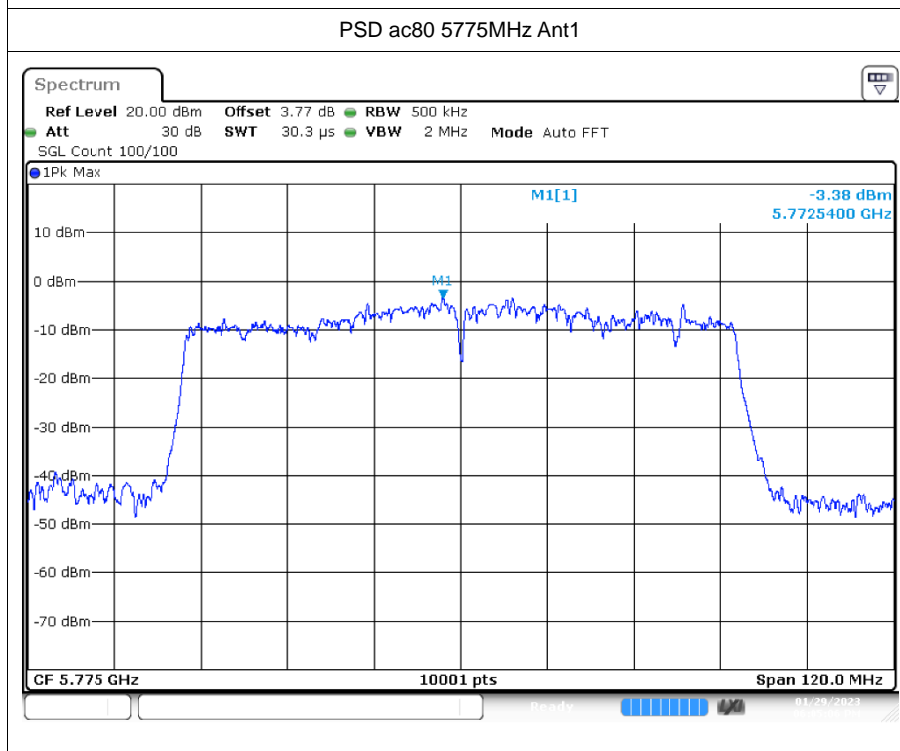
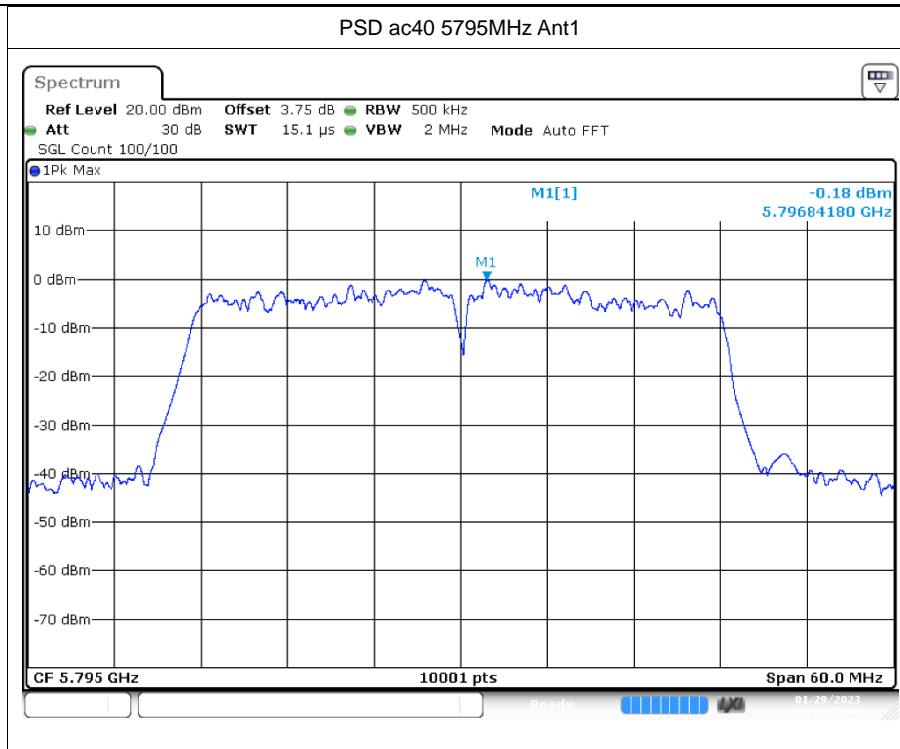














6 Frequency Stability

6.1 Test Result

Condition	Mode	Frequency (MHz)	Antenna	Measured Frequency (MHz)	Frequency Error (Hz)	Deviation (ppm)	Limit (ppm)	Verdict
20C 102V	a	5745	Ant1	5745	0	0	25	Pass
20C 120V	a	5745	Ant1	5744.98	-20000	-3.48	25	Pass
20C 138V	a	5745	Ant1	5744.98	-20000	-3.48	25	Pass
-20C 120V	a	5745	Ant1	5745	0	0	25	Pass
-10C 120V	a	5745	Ant1	5745	0	0	25	Pass
0C 120V	a	5745	Ant1	5745.02	20000	3.48	25	Pass
10C 120V	a	5745	Ant1	5744.94	-60000	-10.44	25	Pass
30C 120V	a	5745	Ant1	5744.98	-20000	-3.48	25	Pass
40C 120V	a	5745	Ant1	5744.94	-60000	-10.44	25	Pass
50C 120V	a	5745	Ant1	5744.94	-60000	-10.44	25	Pass
20C 102V	a	5785	Ant1	5785	0	0	25	Pass
20C 120V	a	5785	Ant1	5784.98	-20000	-3.46	25	Pass
20C 138V	a	5785	Ant1	5785.02	20000	3.46	25	Pass
-20C 120V	a	5785	Ant1	5784.98	-20000	-3.46	25	Pass
-10C 120V	a	5785	Ant1	5784.98	-20000	-3.46	25	Pass
0C 120V	a	5785	Ant1	5784.98	-20000	-3.46	25	Pass
10C 120V	a	5785	Ant1	5784.96	-40000	-6.91	25	Pass
30C 120V	a	5785	Ant1	5785	0	0	25	Pass
40C 120V	a	5785	Ant1	5785	0	0	25	Pass
50C 120V	a	5785	Ant1	5785	0	0	25	Pass
20C 102V	a	5825	Ant1	5824.98	-20000	-3.43	25	Pass
20C 120V	a	5825	Ant1	5824.94	-60000	-10.3	25	Pass
20C 138V	a	5825	Ant1	5824.98	-20000	-3.43	25	Pass
-20C 120V	a	5825	Ant1	5824.98	-20000	-3.43	25	Pass
-10C 120V	a	5825	Ant1	5824.98	-20000	-3.43	25	Pass
0C 120V	a	5825	Ant1	5824.98	-20000	-3.43	25	Pass
10C 120V	a	5825	Ant1	5824.98	-20000	-3.43	25	Pass
30C 120V	a	5825	Ant1	5824.98	-20000	-3.43	25	Pass
40C 120V	a	5825	Ant1	5824.98	-20000	-3.43	25	Pass
50C 120V	a	5825	Ant1	5824.98	-20000	-3.43	25	Pass
20C 102V	n20	5745	Ant1	5744.96	-40000	-6.96	25	Pass
20C 120V	n20	5745	Ant1	5745.02	20000	3.48	25	Pass
20C 138V	n20	5745	Ant1	5744.96	-40000	-6.96	25	Pass
-20C 120V	n20	5745	Ant1	5745.02	20000	3.48	25	Pass
-10C 120V	n20	5745	Ant1	5744.98	-20000	-3.48	25	Pass



0C 120V	n20	5745	Ant1	5744.98	-20000	-3.48	25	Pass
10C 120V	n20	5745	Ant1	5744.98	-20000	-3.48	25	Pass
30C 120V	n20	5745	Ant1	5744.92	-80000	-13.93	25	Pass
40C 120V	n20	5745	Ant1	5744.96	-40000	-6.96	25	Pass
50C 120V	n20	5745	Ant1	5744.94	-60000	-10.44	25	Pass
20C 102V	n20	5785	Ant1	5784.96	-40000	-6.91	25	Pass
20C 120V	n20	5785	Ant1	5784.98	-20000	-3.46	25	Pass
20C 138V	n20	5785	Ant1	5784.96	-40000	-6.91	25	Pass
-20C 120V	n20	5785	Ant1	5785	0	0	25	Pass
-10C 120V	n20	5785	Ant1	5784.96	-40000	-6.91	25	Pass
0C 120V	n20	5785	Ant1	5784.96	-40000	-6.91	25	Pass
10C 120V	n20	5785	Ant1	5784.96	-40000	-6.91	25	Pass
30C 120V	n20	5785	Ant1	5785.02	20000	3.46	25	Pass
40C 120V	n20	5785	Ant1	5785	0	0	25	Pass
50C 120V	n20	5785	Ant1	5784.94	-60000	-10.37	25	Pass
20C 102V	n20	5825	Ant1	5824.96	-40000	-6.87	25	Pass
20C 120V	n20	5825	Ant1	5824.98	-20000	-3.43	25	Pass
20C 138V	n20	5825	Ant1	5824.98	-20000	-3.43	25	Pass
-20C 120V	n20	5825	Ant1	5824.98	-20000	-3.43	25	Pass
-10C 120V	n20	5825	Ant1	5824.98	-20000	-3.43	25	Pass
0C 120V	n20	5825	Ant1	5824.98	-20000	-3.43	25	Pass
10C 120V	n20	5825	Ant1	5824.98	-20000	-3.43	25	Pass
30C 120V	n20	5825	Ant1	5824.98	-20000	-3.43	25	Pass
40C 120V	n20	5825	Ant1	5824.96	-40000	-6.87	25	Pass
50C 120V	n20	5825	Ant1	5824.98	-20000	-3.43	25	Pass
20C 102V	n40	5755	Ant1	5754.96	-40000	-6.95	25	Pass
20C 120V	n40	5755	Ant1	5755	0	0	25	Pass
20C 138V	n40	5755	Ant1	5755	0	0	25	Pass
-20C 120V	n40	5755	Ant1	5755	0	0	25	Pass
-10C 120V	n40	5755	Ant1	5755	0	0	25	Pass
0C 120V	n40	5755	Ant1	5754.96	-40000	-6.95	25	Pass
10C 120V	n40	5755	Ant1	5754.96	-40000	-6.95	25	Pass
30C 120V	n40	5755	Ant1	5755	0	0	25	Pass
40C 120V	n40	5755	Ant1	5755	0	0	25	Pass
50C 120V	n40	5755	Ant1	5755	0	0	25	Pass
20C 102V	n40	5795	Ant1	5795.04	40000	6.9	25	Pass
20C 120V	n40	5795	Ant1	5794.96	-40000	-6.9	25	Pass
20C 138V	n40	5795	Ant1	5795	0	0	25	Pass
-20C 120V	n40	5795	Ant1	5795	0	0	25	Pass
-10C 120V	n40	5795	Ant1	5795	0	0	25	Pass
0C 120V	n40	5795	Ant1	5795	0	0	25	Pass
10C 120V	n40	5795	Ant1	5795	0	0	25	Pass
30C 120V	n40	5795	Ant1	5794.96	-40000	-6.9	25	Pass



40C 120V	n40	5795	Ant1	5795	0	0	25	Pass
50C 120V	n40	5795	Ant1	5795	0	0	25	Pass
20C 102V	ac20	5745	Ant1	5745	0	0	25	Pass
20C 120V	ac20	5745	Ant1	5744.98	-20000	-3.48	25	Pass
20C 138V	ac20	5745	Ant1	5744.96	-40000	-6.96	25	Pass
-20C 120V	ac20	5745	Ant1	5744.96	-40000	-6.96	25	Pass
-10C 120V	ac20	5745	Ant1	5745	0	0	25	Pass
0C 120V	ac20	5745	Ant1	5745	0	0	25	Pass
10C 120V	ac20	5745	Ant1	5744.94	-60000	-10.44	25	Pass
30C 120V	ac20	5745	Ant1	5745	0	0	25	Pass
40C 120V	ac20	5745	Ant1	5744.96	-40000	-6.96	25	Pass
50C 120V	ac20	5745	Ant1	5744.96	-40000	-6.96	25	Pass
20C 102V	ac20	5785	Ant1	5785	0	0	25	Pass
20C 120V	ac20	5785	Ant1	5784.98	-20000	-3.46	25	Pass
20C 138V	ac20	5785	Ant1	5785	0	0	25	Pass
-20C 120V	ac20	5785	Ant1	5785.02	20000	3.46	25	Pass
-10C 120V	ac20	5785	Ant1	5784.98	-20000	-3.46	25	Pass
0C 120V	ac20	5785	Ant1	5784.98	-20000	-3.46	25	Pass
10C 120V	ac20	5785	Ant1	5784.96	-40000	-6.91	25	Pass
30C 120V	ac20	5785	Ant1	5785.02	20000	3.46	25	Pass
40C 120V	ac20	5785	Ant1	5784.98	-20000	-3.46	25	Pass
50C 120V	ac20	5785	Ant1	5784.94	-60000	-10.37	25	Pass
20C 102V	ac20	5825	Ant1	5824.98	-20000	-3.43	25	Pass
20C 120V	ac20	5825	Ant1	5824.96	-40000	-6.87	25	Pass
20C 138V	ac20	5825	Ant1	5824.94	-60000	-10.3	25	Pass
-20C 120V	ac20	5825	Ant1	5825.02	20000	3.43	25	Pass
-10C 120V	ac20	5825	Ant1	5825	0	0	25	Pass
0C 120V	ac20	5825	Ant1	5824.98	-20000	-3.43	25	Pass
10C 120V	ac20	5825	Ant1	5824.96	-40000	-6.87	25	Pass
30C 120V	ac20	5825	Ant1	5824.98	-20000	-3.43	25	Pass
40C 120V	ac20	5825	Ant1	5824.98	-20000	-3.43	25	Pass
50C 120V	ac20	5825	Ant1	5824.98	-20000	-3.43	25	Pass
20C 102V	ac40	5755	Ant1	5754.96	-40000	-6.95	25	Pass
20C 120V	ac40	5755	Ant1	5755	0	0	25	Pass
20C 138V	ac40	5755	Ant1	5755	0	0	25	Pass
-20C 120V	ac40	5755	Ant1	5754.96	-40000	-6.95	25	Pass
-10C 120V	ac40	5755	Ant1	5755	0	0	25	Pass
0C 120V	ac40	5755	Ant1	5755	0	0	25	Pass
10C 120V	ac40	5755	Ant1	5754.96	-40000	-6.95	25	Pass
30C 120V	ac40	5755	Ant1	5755	0	0	25	Pass
40C 120V	ac40	5755	Ant1	5755	0	0	25	Pass
50C 120V	ac40	5755	Ant1	5755	0	0	25	Pass
20C 102V	ac40	5795	Ant1	5794.96	-40000	-6.9	25	Pass



20C 120V	ac40	5795	Ant1	5794.96	-40000	-6.9	25	Pass
20C 138V	ac40	5795	Ant1	5794.96	-40000	-6.9	25	Pass
-20C 120V	ac40	5795	Ant1	5794.96	-40000	-6.9	25	Pass
-10C 120V	ac40	5795	Ant1	5794.96	-40000	-6.9	25	Pass
0C 120V	ac40	5795	Ant1	5795	0	0	25	Pass
10C 120V	ac40	5795	Ant1	5795	0	0	25	Pass
30C 120V	ac40	5795	Ant1	5795	0	0	25	Pass
40C 120V	ac40	5795	Ant1	5795	0	0	25	Pass
50C 120V	ac40	5795	Ant1	5794.96	-40000	-6.9	25	Pass
20C 102V	ac80	5775	Ant1	5774.92	-80000	-13.85	25	Pass
20C 120V	ac80	5775	Ant1	5775	0	0	25	Pass
20C 138V	ac80	5775	Ant1	5775.08	80000	13.85	25	Pass
-20C 120V	ac80	5775	Ant1	5775	0	0	25	Pass
-10C 120V	ac80	5775	Ant1	5774.92	-80000	-13.85	25	Pass
0C 120V	ac80	5775	Ant1	5774.92	-80000	-13.85	25	Pass
10C 120V	ac80	5775	Ant1	5775	0	0	25	Pass
30C 120V	ac80	5775	Ant1	5774.92	-80000	-13.85	25	Pass
40C 120V	ac80	5775	Ant1	5774.92	-80000	-13.85	25	Pass
50C 120V	ac80	5775	Ant1	5775	0	0	25	Pass



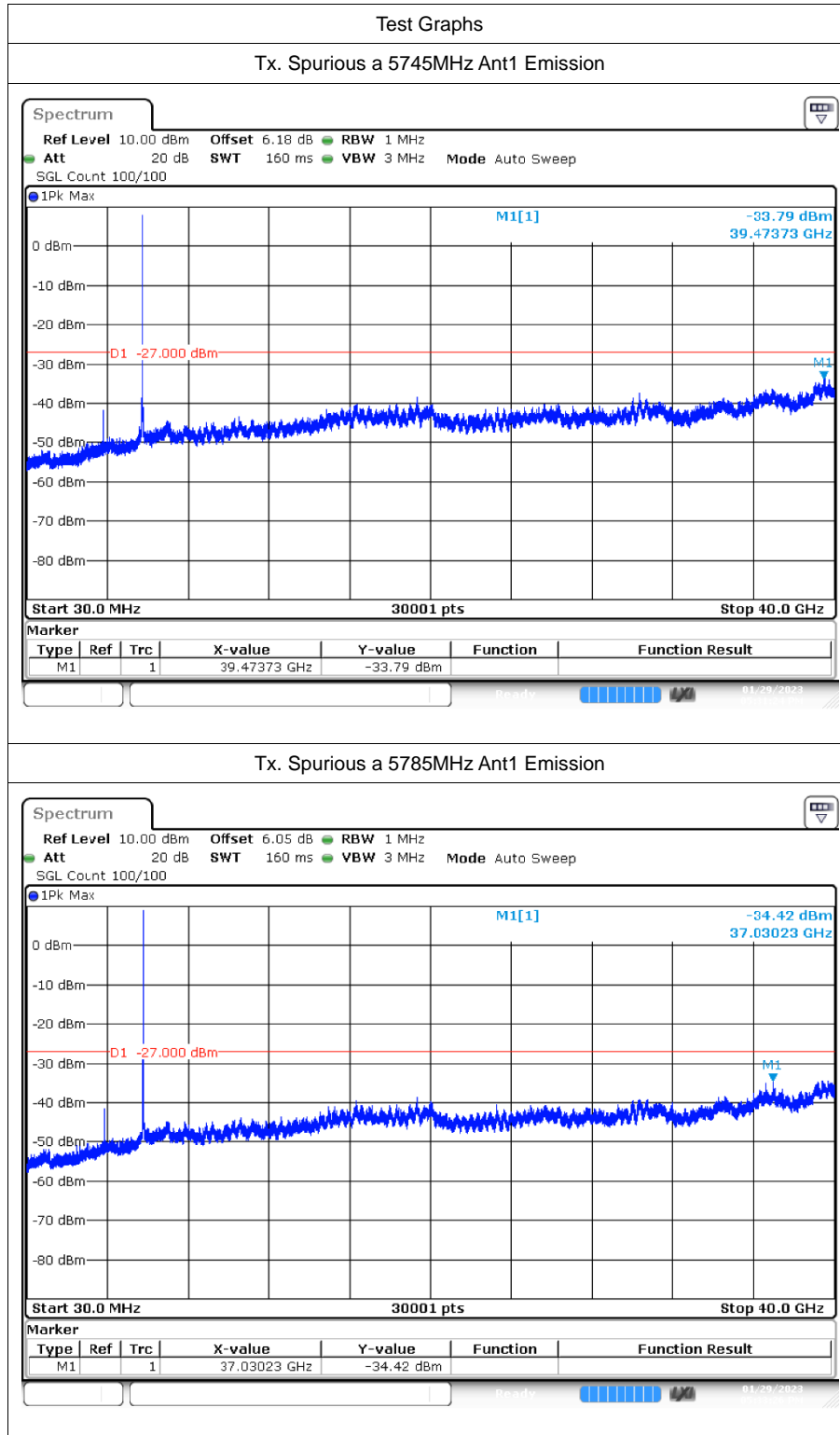
7 Conducted RF Spurious Emission

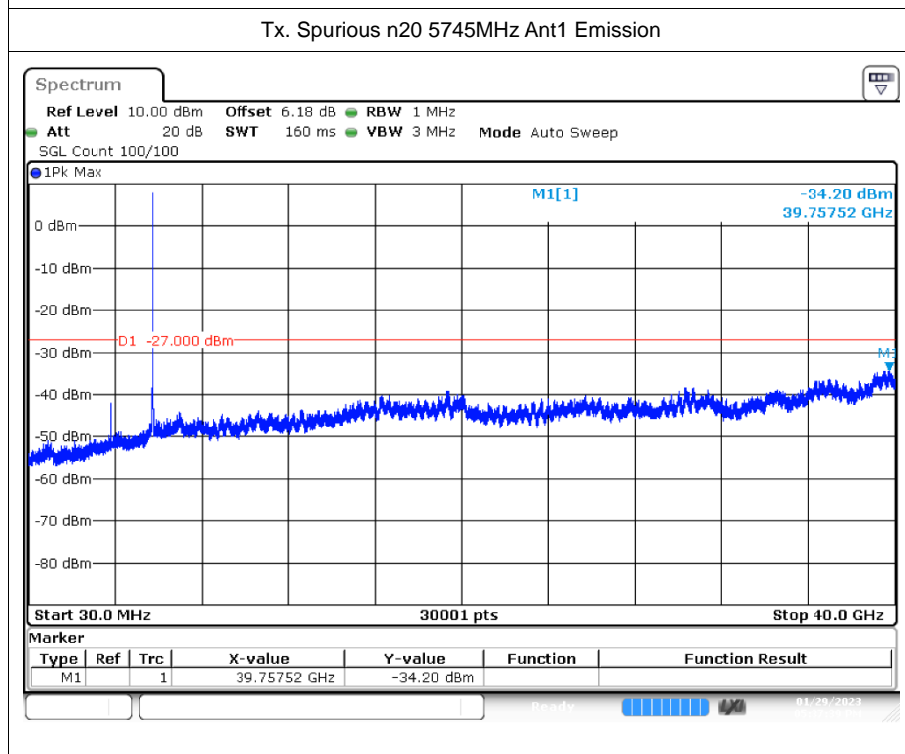
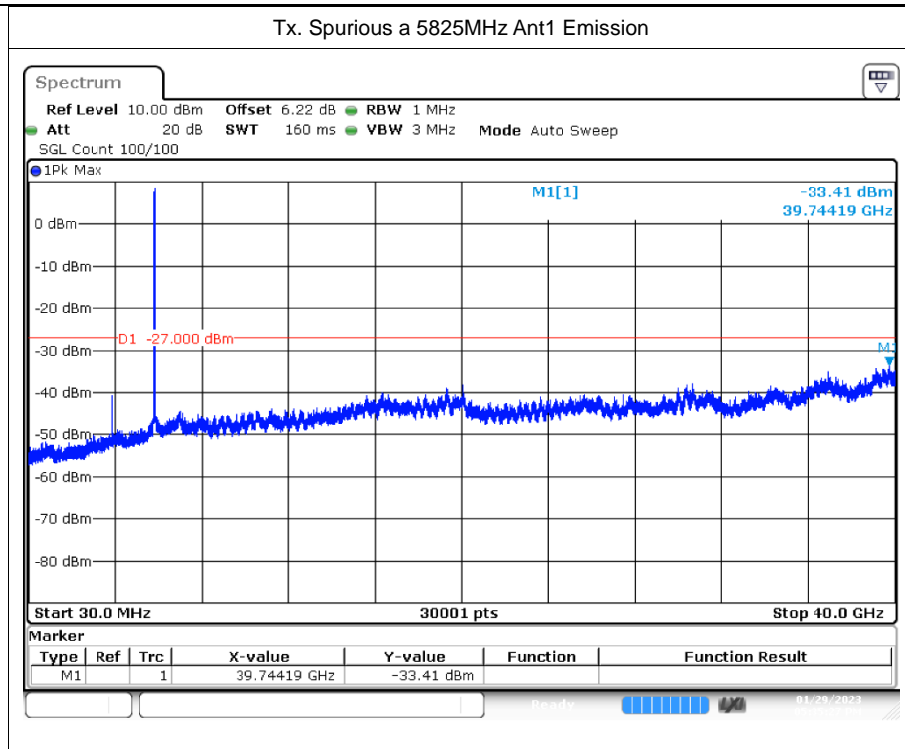
7.1 Test Result

Mode	Frequency (MHz)	Antenna	Max Value (dBc)	Limit (dBc)	Verdict
a	5745	Ant1	-33.79	-27	Pass
a	5785	Ant1	-34.42	-27	Pass
a	5825	Ant1	-33.41	-27	Pass
n20	5745	Ant1	-34.19	-27	Pass
n20	5785	Ant1	-34.18	-27	Pass
n20	5825	Ant1	-33.11	-27	Pass
n40	5755	Ant1	-33.55	-27	Pass
n40	5795	Ant1	-34.2	-27	Pass
ac20	5745	Ant1	-33.84	-27	Pass
ac20	5785	Ant1	-34.14	-27	Pass
ac20	5825	Ant1	-34.22	-27	Pass
ac40	5755	Ant1	-33.51	-27	Pass
ac40	5795	Ant1	-33.73	-27	Pass
ac80	5775	Ant1	-32.68	-27	Pass



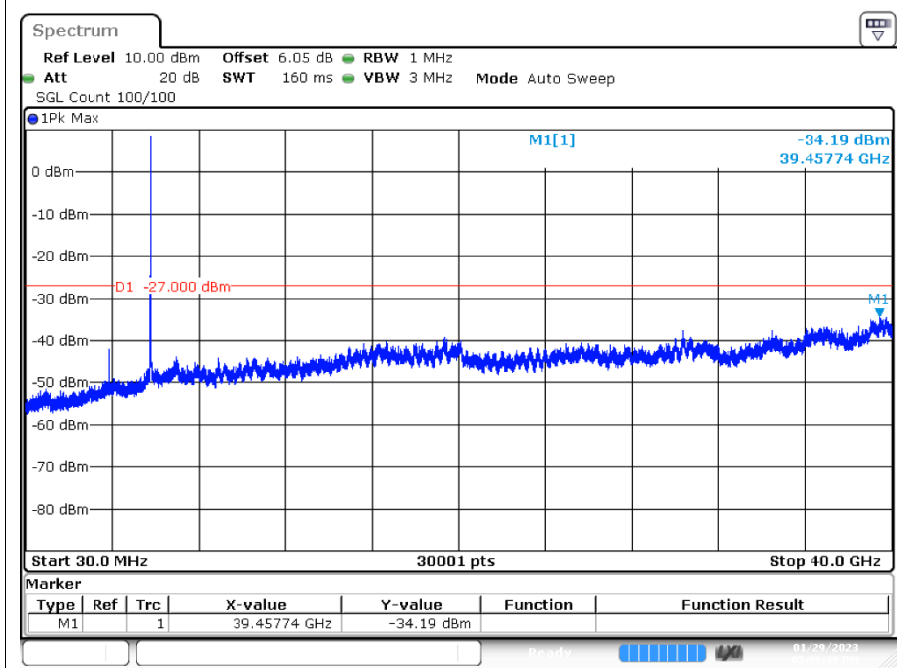
7.2 Test Graphs



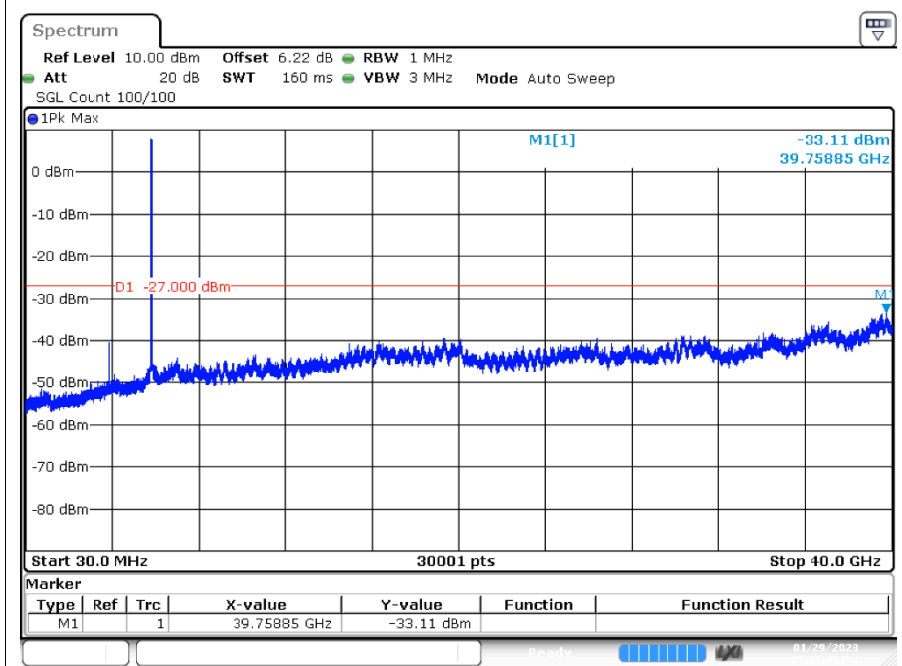


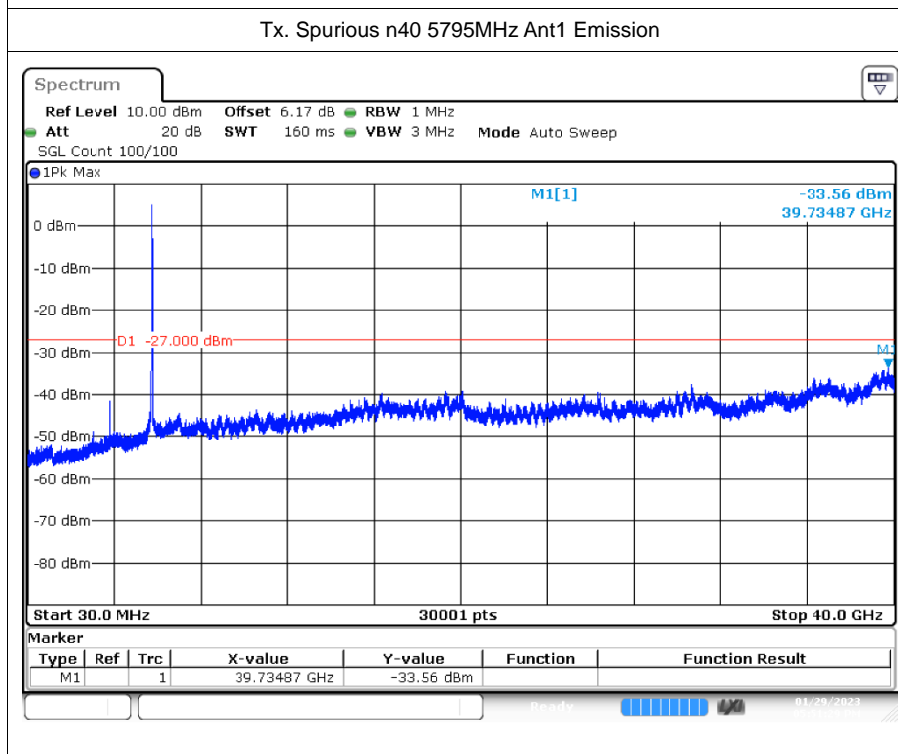
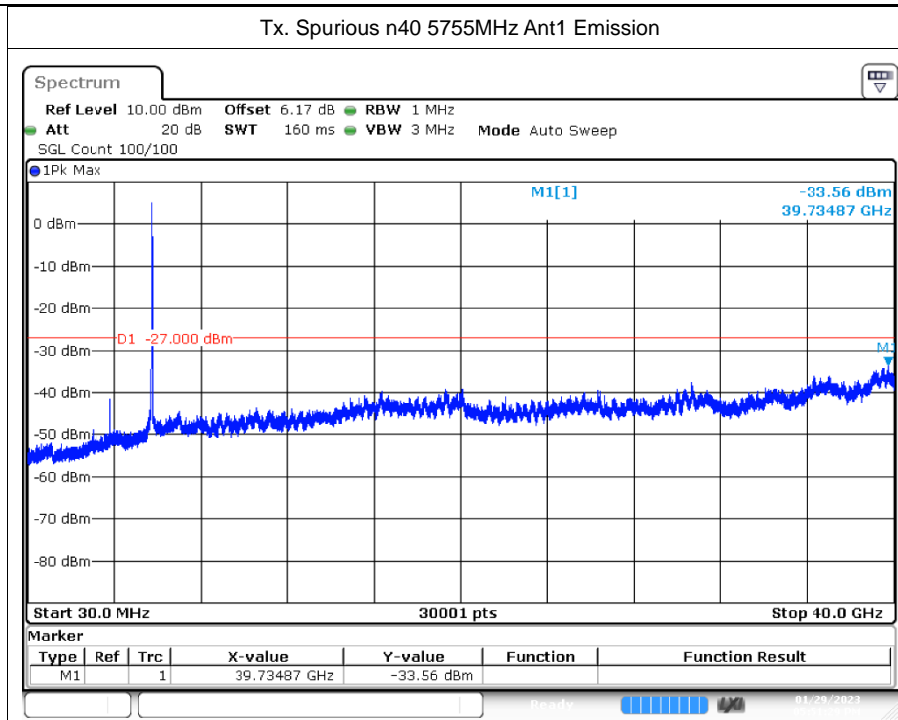


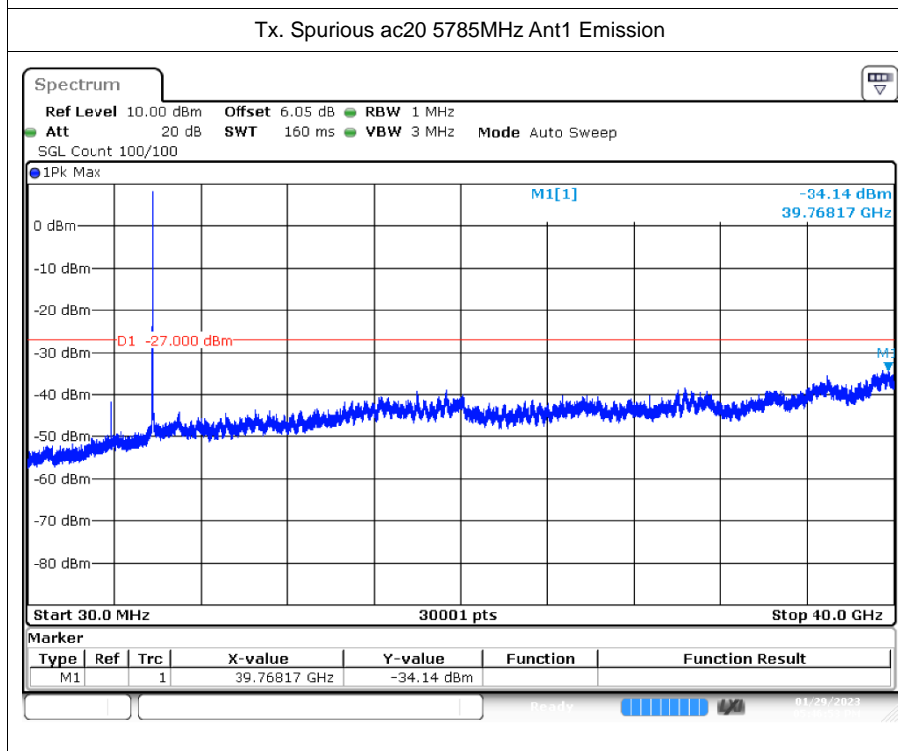
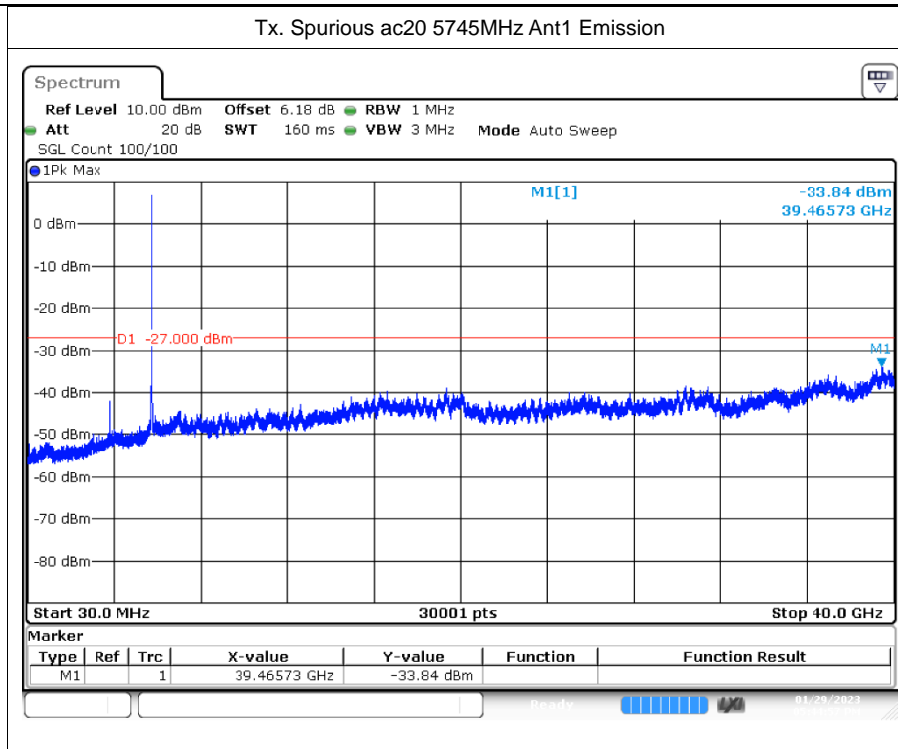
Tx. Spurious n20 5785MHz Ant1 Emission

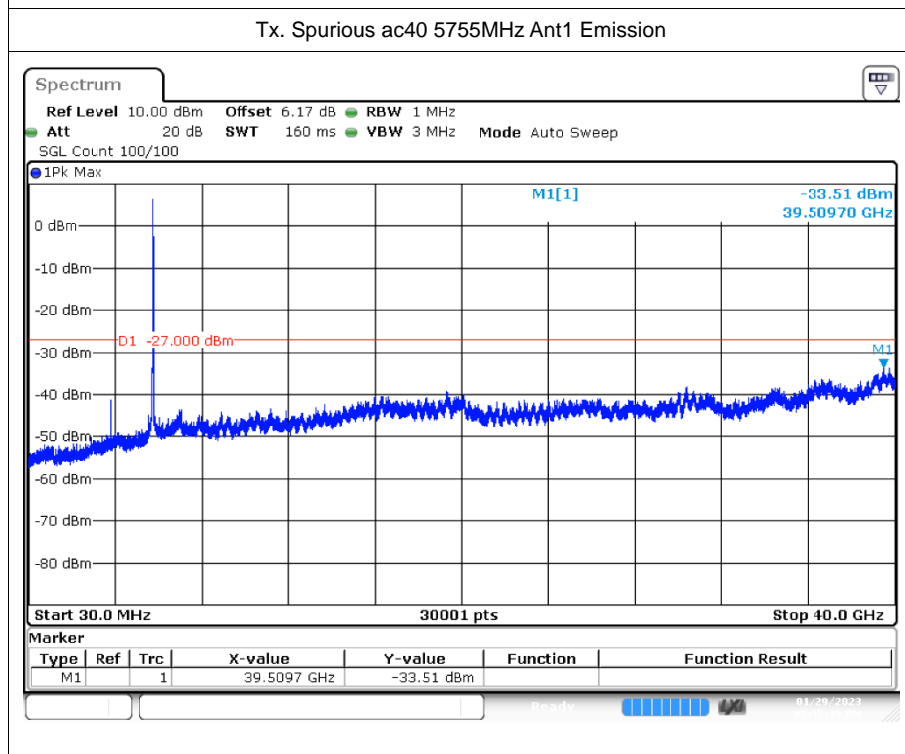
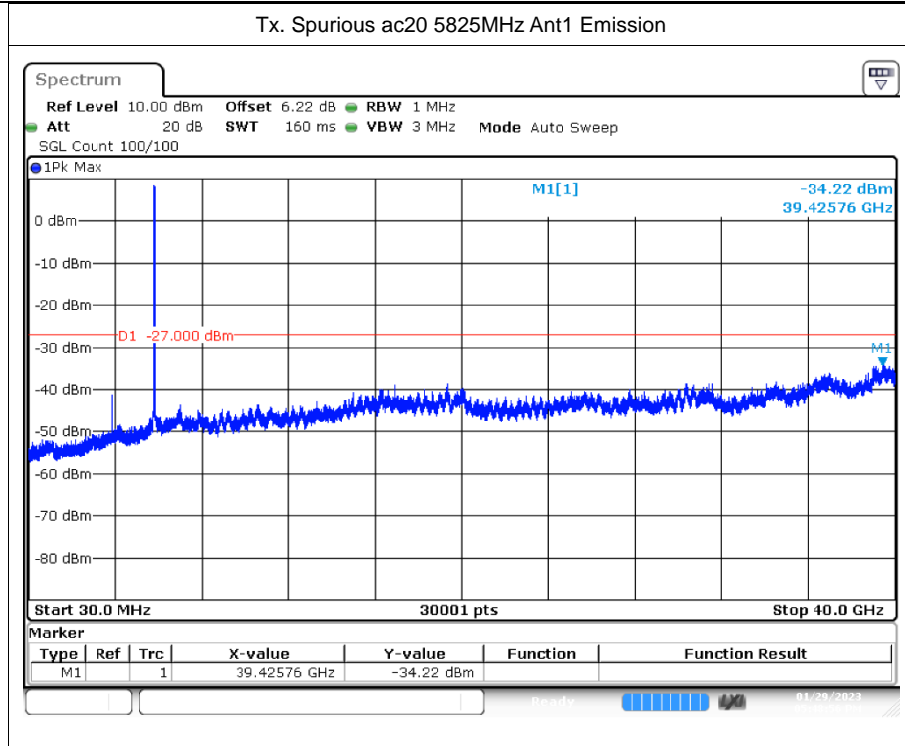


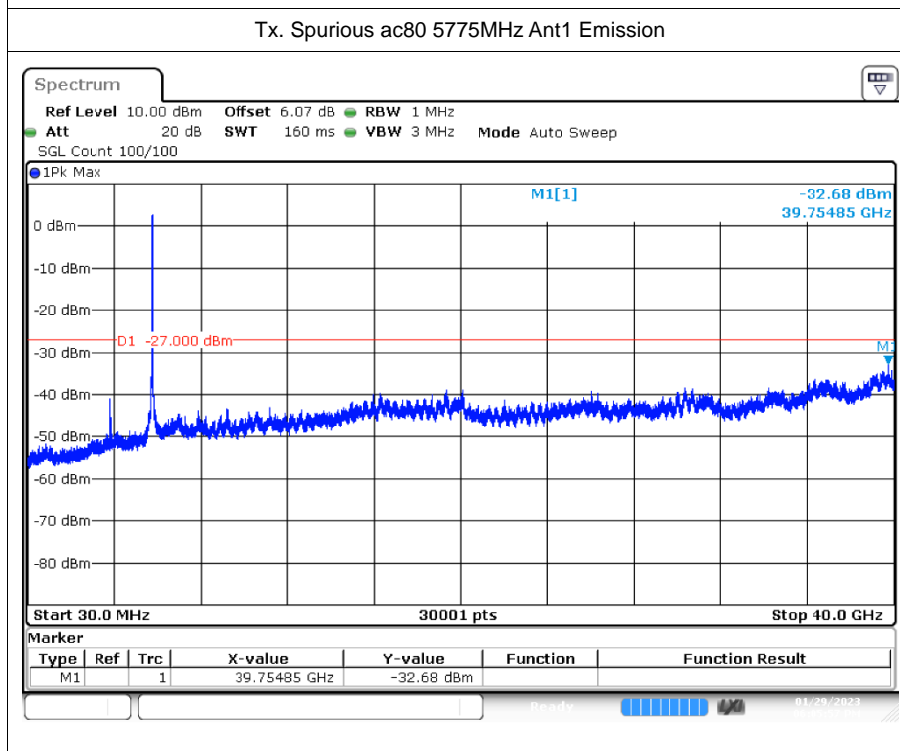
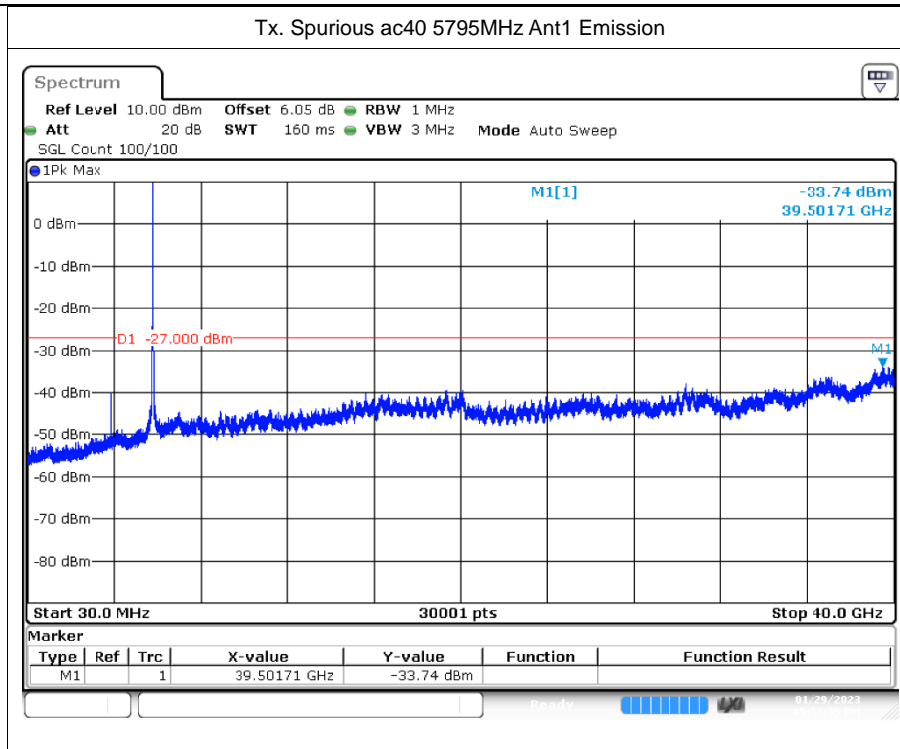
Tx. Spurious n20 5825MHz Ant1 Emission













8 Restrict Band

8.1 Test Result

Mode	Frequency (MHz)	Antenna	Spur Freq (MHz)	Power (dBm)	Gain (dBi)	E (dBuV/m)	Detector	Limit (dBuV/m)	Verdict
a	5745	Ant1	5650	-40.73	2.3	-38.43	Peak	-27	Pass
a	5745	Ant1	5650	-49.03	2.3	-46.73	Average	-27	Pass
a	5745	Ant1	5700	-41.13	2.3	-38.83	Peak	10	Pass
a	5745	Ant1	5700	-48.23	2.3	-45.93	Average	10	Pass
a	5745	Ant1	5720	-40.7	2.3	-38.4	Peak	15.6	Pass
a	5745	Ant1	5720	-48.37	2.3	-46.07	Average	15.6	Pass
a	5745	Ant1	5725	-37.78	2.3	-35.48	Peak	27	Pass
a	5745	Ant1	5725	-47.28	2.3	-44.98	Average	27	Pass
a	5825	Ant1	5850	-39.65	2.3	-37.35	Peak	27	Pass
a	5825	Ant1	5850	-48.13	2.3	-45.83	Average	27	Pass
a	5825	Ant1	5855	-40.59	2.3	-38.29	Peak	15.6	Pass
a	5825	Ant1	5855	-46.29	2.3	-43.99	Average	15.6	Pass
a	5825	Ant1	5875	-40.37	2.3	-38.07	Peak	10	Pass
a	5825	Ant1	5875	-48.6	2.3	-46.3	Average	10	Pass
a	5825	Ant1	5925	-38.39	2.3	-36.09	Peak	-27	Pass
a	5825	Ant1	5925	-48.62	2.3	-46.32	Average	-27	Pass
n20	5745	Ant1	5650	-41.56	2.3	-39.26	Peak	-27	Pass
n20	5745	Ant1	5650	-49.21	2.3	-46.91	Average	-27	Pass
n20	5745	Ant1	5700	-42.51	2.3	-40.21	Peak	10	Pass
n20	5745	Ant1	5700	-48.51	2.3	-46.21	Average	10	Pass
n20	5745	Ant1	5720	-41.01	2.3	-38.71	Peak	15.6	Pass
n20	5745	Ant1	5720	-48.37	2.3	-46.07	Average	15.6	Pass
n20	5745	Ant1	5725	-38.33	2.3	-36.03	Peak	27	Pass
n20	5745	Ant1	5725	-46.01	2.3	-43.71	Average	27	Pass
n20	5825	Ant1	5850	-40.37	2.3	-38.07	Peak	27	Pass
n20	5825	Ant1	5850	-48.19	2.3	-45.89	Average	27	Pass
n20	5825	Ant1	5855	-39.91	2.3	-37.61	Peak	15.6	Pass
n20	5825	Ant1	5855	-47.93	2.3	-45.63	Average	15.6	Pass
n20	5825	Ant1	5875	-40.61	2.3	-38.31	Peak	10	Pass
n20	5825	Ant1	5875	-48.61	2.3	-46.31	Average	10	Pass
n20	5825	Ant1	5925	-40.19	2.3	-37.89	Peak	-27	Pass
n20	5825	Ant1	5925	-48.37	2.3	-46.07	Average	-27	Pass
n40	5755	Ant1	5650	-41.62	2.3	-39.32	Peak	-27	Pass
n40	5755	Ant1	5650	-49.04	2.3	-46.74	Average	-27	Pass
n40	5755	Ant1	5700	-39.72	2.3	-37.42	Peak	10	Pass
n40	5755	Ant1	5700	-48.63	2.3	-46.33	Average	10	Pass

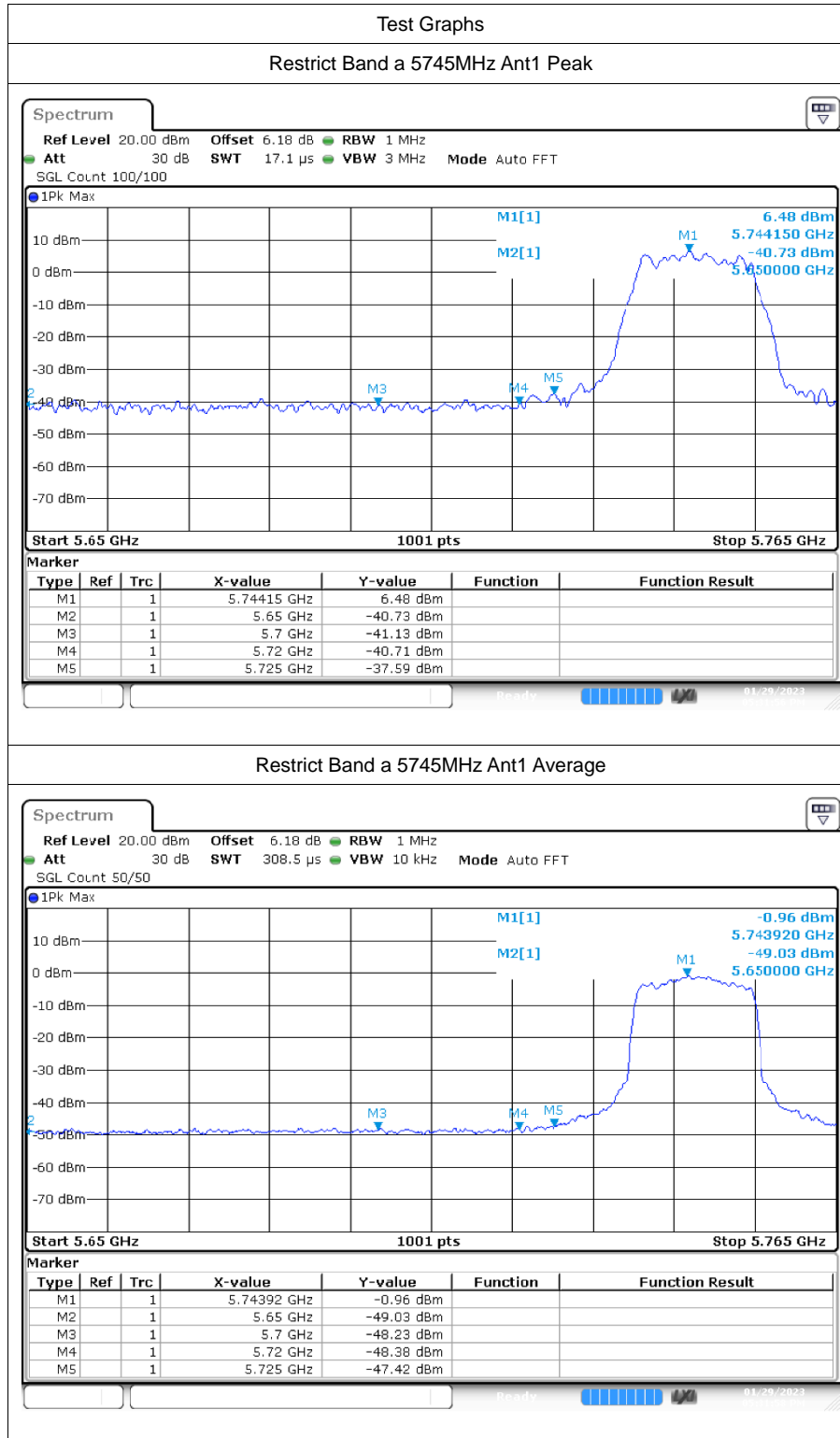


n40	5755	Ant1	5720	-37.44	2.3	-35.14	Peak	15.6	Pass
n40	5755	Ant1	5720	-43.66	2.3	-41.36	Average	15.6	Pass
n40	5755	Ant1	5725	-36.96	2.3	-34.66	Peak	27	Pass
n40	5755	Ant1	5725	-43.4	2.3	-41.1	Average	27	Pass
n40	5795	Ant1	5850	-40.33	2.3	-38.03	Peak	27	Pass
n40	5795	Ant1	5850	-48.64	2.3	-46.34	Average	27	Pass
n40	5795	Ant1	5855	-39.32	2.3	-37.02	Peak	15.6	Pass
n40	5795	Ant1	5855	-48.77	2.3	-46.47	Average	15.6	Pass
n40	5795	Ant1	5875	-40.37	2.3	-38.07	Peak	10	Pass
n40	5795	Ant1	5875	-48.56	2.3	-46.26	Average	10	Pass
n40	5795	Ant1	5925	-41.27	2.3	-38.97	Peak	-27	Pass
n40	5795	Ant1	5925	-48.79	2.3	-46.49	Average	-27	Pass
ac20	5745	Ant1	5650	-41.82	2.3	-39.52	Peak	-27	Pass
ac20	5745	Ant1	5650	-49.29	2.3	-46.99	Average	-27	Pass
ac20	5745	Ant1	5700	-41.04	2.3	-38.74	Peak	10	Pass
ac20	5745	Ant1	5700	-48.78	2.3	-46.48	Average	10	Pass
ac20	5745	Ant1	5720	-41.17	2.3	-38.87	Peak	15.6	Pass
ac20	5745	Ant1	5720	-48.62	2.3	-46.32	Average	15.6	Pass
ac20	5745	Ant1	5725	-38.44	2.3	-36.14	Peak	27	Pass
ac20	5745	Ant1	5725	-45.2	2.3	-42.9	Average	27	Pass
ac20	5825	Ant1	5850	-41.42	2.3	-39.12	Peak	27	Pass
ac20	5825	Ant1	5850	-47.52	2.3	-45.22	Average	27	Pass
ac20	5825	Ant1	5855	-40.42	2.3	-38.12	Peak	15.6	Pass
ac20	5825	Ant1	5855	-47.75	2.3	-45.45	Average	15.6	Pass
ac20	5825	Ant1	5875	-40.96	2.3	-38.66	Peak	10	Pass
ac20	5825	Ant1	5875	-48.07	2.3	-45.77	Average	10	Pass
ac20	5825	Ant1	5925	-41.44	2.3	-39.14	Peak	-27	Pass
ac20	5825	Ant1	5925	-48.74	2.3	-46.44	Average	-27	Pass
ac40	5755	Ant1	5650	-40.7	2.3	-38.4	Peak	-27	Pass
ac40	5755	Ant1	5650	-48.08	2.3	-45.78	Average	-27	Pass
ac40	5755	Ant1	5700	-40.74	2.3	-38.44	Peak	10	Pass
ac40	5755	Ant1	5700	-46.74	2.3	-44.44	Average	10	Pass
ac40	5755	Ant1	5720	-37.11	2.3	-34.81	Peak	15.6	Pass
ac40	5755	Ant1	5720	-42.78	2.3	-40.48	Average	15.6	Pass
ac40	5755	Ant1	5725	-35.31	2.3	-33.01	Peak	27	Pass
ac40	5755	Ant1	5725	-42.57	2.3	-40.27	Average	27	Pass
ac40	5795	Ant1	5850	-41.6	2.3	-39.3	Peak	27	Pass
ac40	5795	Ant1	5850	-47.47	2.3	-45.17	Average	27	Pass
ac40	5795	Ant1	5855	-41.7	2.3	-39.4	Peak	15.6	Pass
ac40	5795	Ant1	5855	-47.62	2.3	-45.32	Average	15.6	Pass
ac40	5795	Ant1	5875	-41.93	2.3	-39.63	Peak	10	Pass
ac40	5795	Ant1	5875	-48.43	2.3	-46.13	Average	10	Pass
ac40	5795	Ant1	5925	-41.49	2.3	-39.19	Peak	-27	Pass



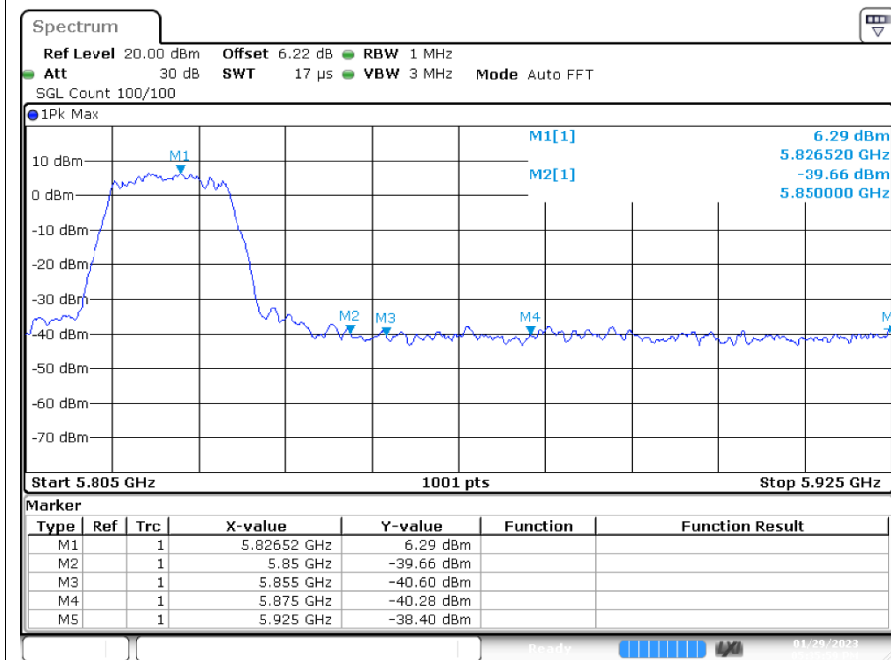
ac40	5795	Ant1	5925	-46.85	2.3	-44.55	Average	-27	Pass
ac80	5775	Ant1	5650	-41.93	2.3	-39.63	Peak	-27	Pass
ac80	5775	Ant1	5650	-48.38	2.3	-46.08	Average	-27	Pass
ac80	5775	Ant1	5700	-39.24	2.3	-36.94	Peak	10	Pass
ac80	5775	Ant1	5700	-45.52	2.3	-43.22	Average	10	Pass
ac80	5775	Ant1	5720	-38.47	2.3	-36.17	Peak	15.6	Pass
ac80	5775	Ant1	5720	-44.16	2.3	-41.86	Average	15.6	Pass
ac80	5775	Ant1	5725	-39.11	2.3	-36.81	Peak	27	Pass
ac80	5775	Ant1	5725	-45.28	2.3	-42.98	Average	27	Pass
ac80	5775	Ant1	5850	-40.91	2.3	-38.61	Peak	27	Pass
ac80	5775	Ant1	5850	-47.19	2.3	-44.89	Average	27	Pass
ac80	5775	Ant1	5855	-39.22	2.3	-36.92	Peak	15.6	Pass
ac80	5775	Ant1	5855	-48.05	2.3	-45.75	Average	15.6	Pass
ac80	5775	Ant1	5875	-41.67	2.3	-39.37	Peak	10	Pass
ac80	5775	Ant1	5875	-48.7	2.3	-46.4	Average	10	Pass
ac80	5775	Ant1	5925	-40.68	2.3	-38.38	Peak	-27	Pass
ac80	5775	Ant1	5925	-47.81	2.3	-45.51	Average	-27	Pass

8.2 Test Graphs

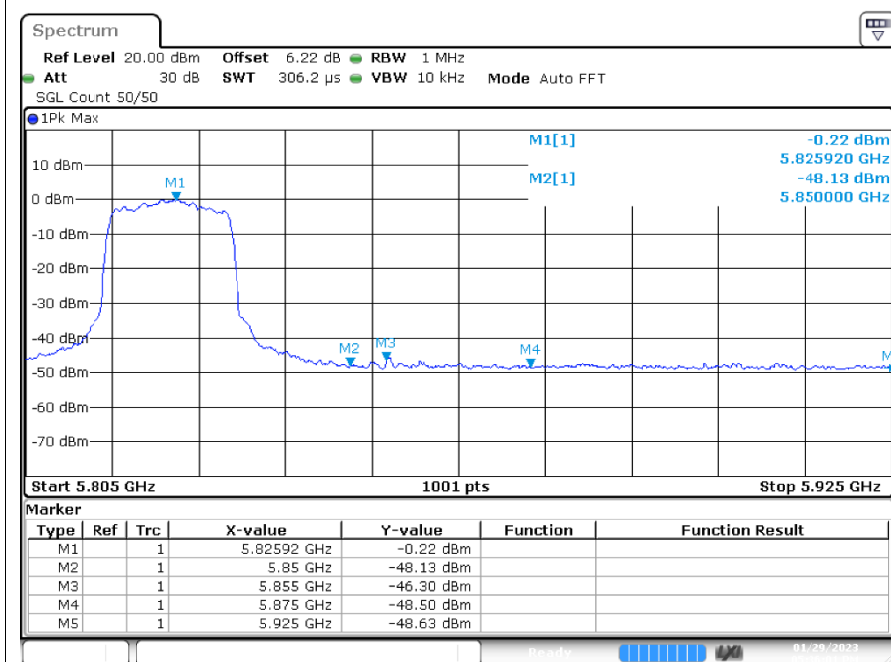


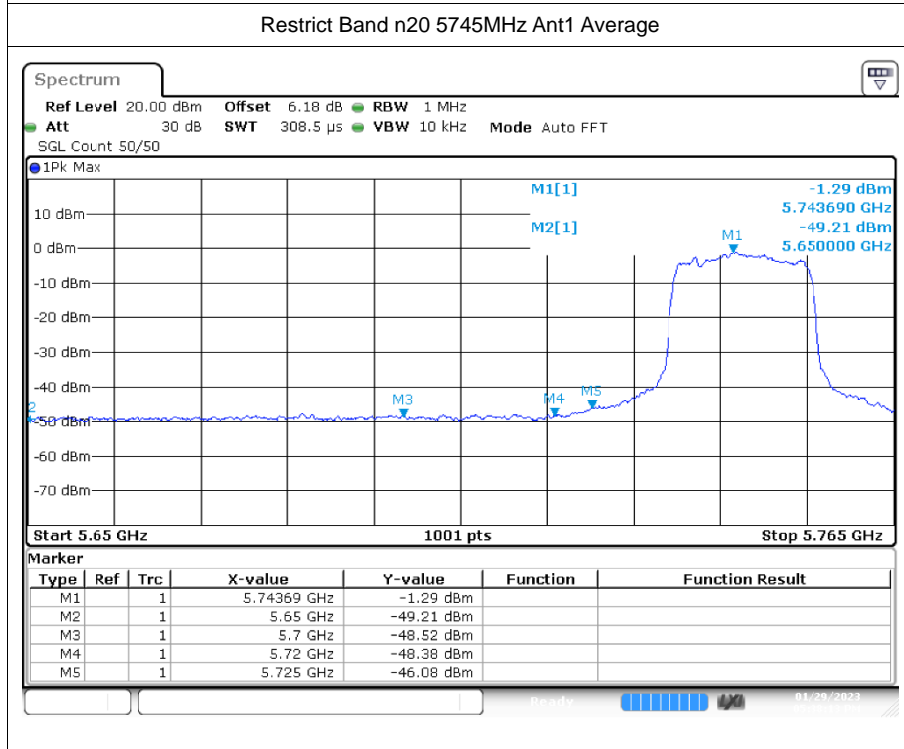
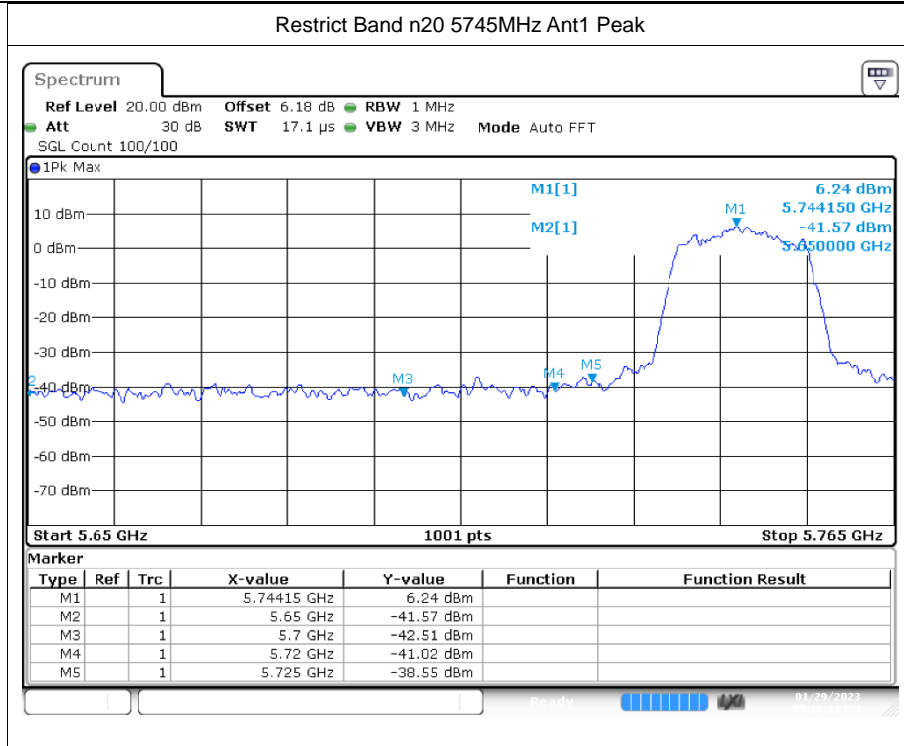


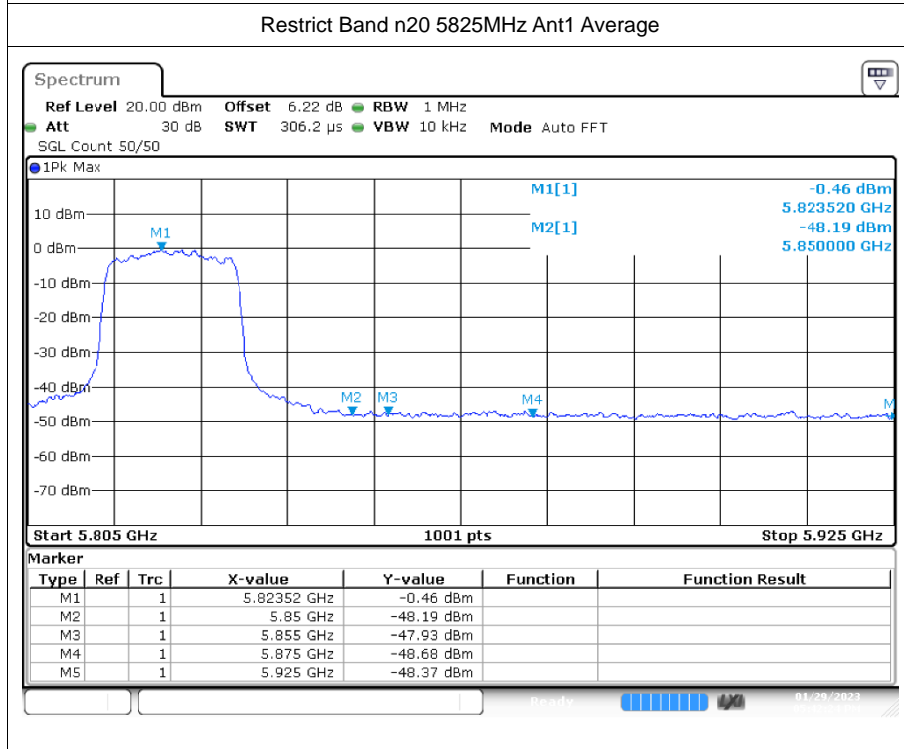
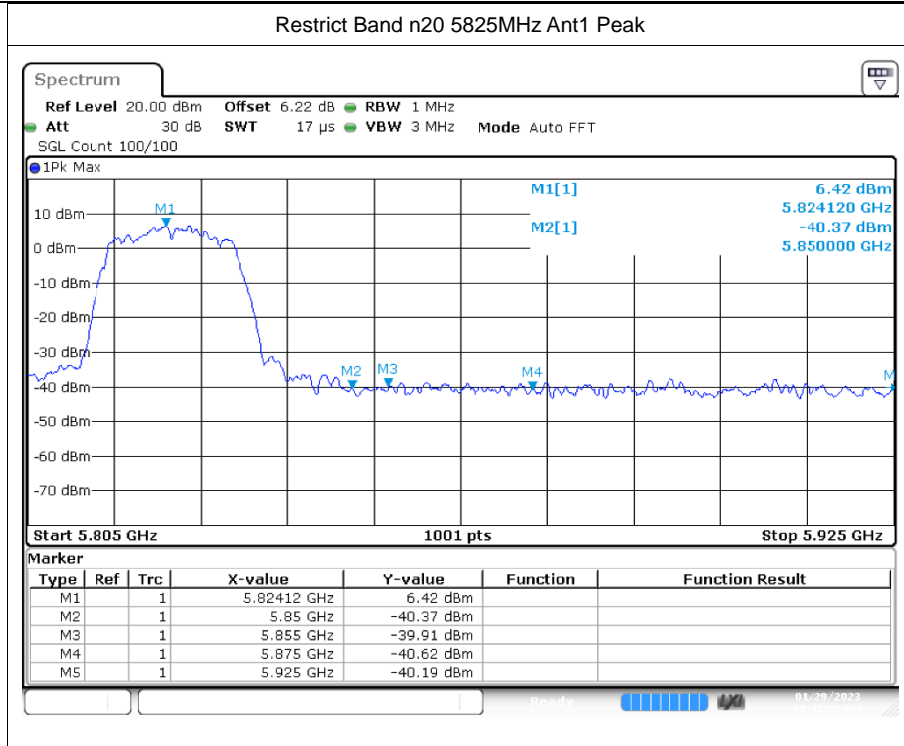
Restrict Band a 5825MHz Ant1 Peak



Restrict Band a 5825MHz Ant1 Average

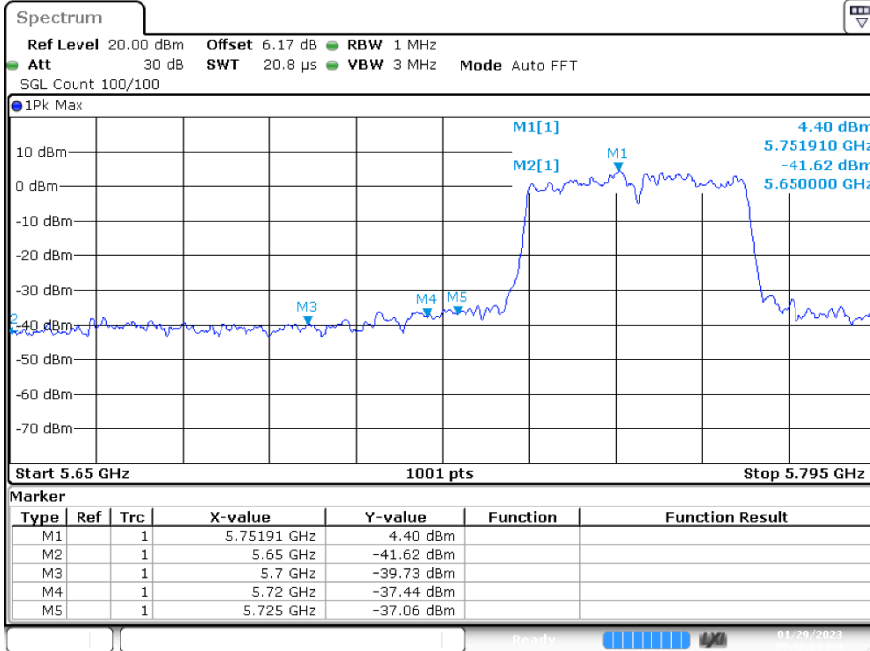




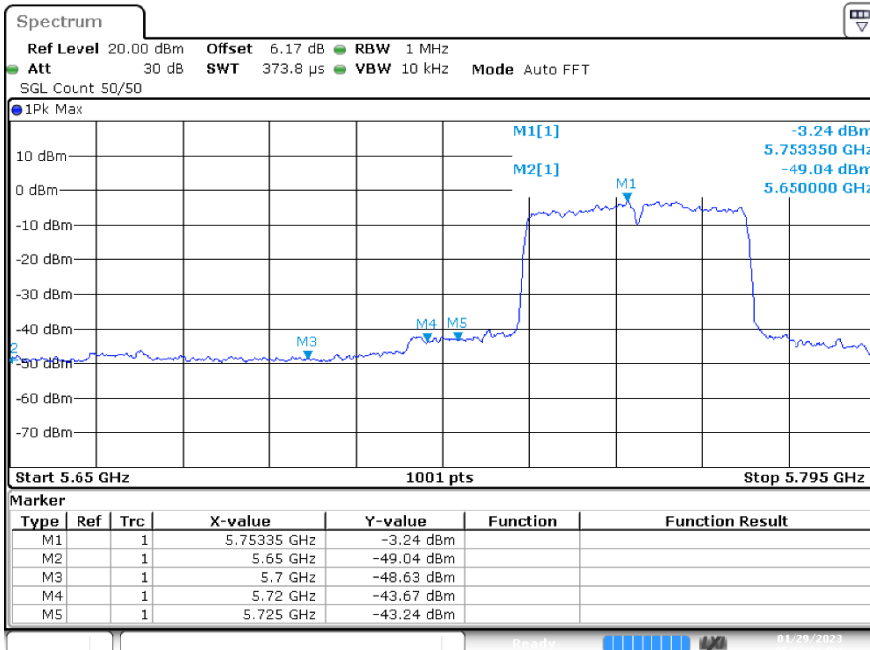


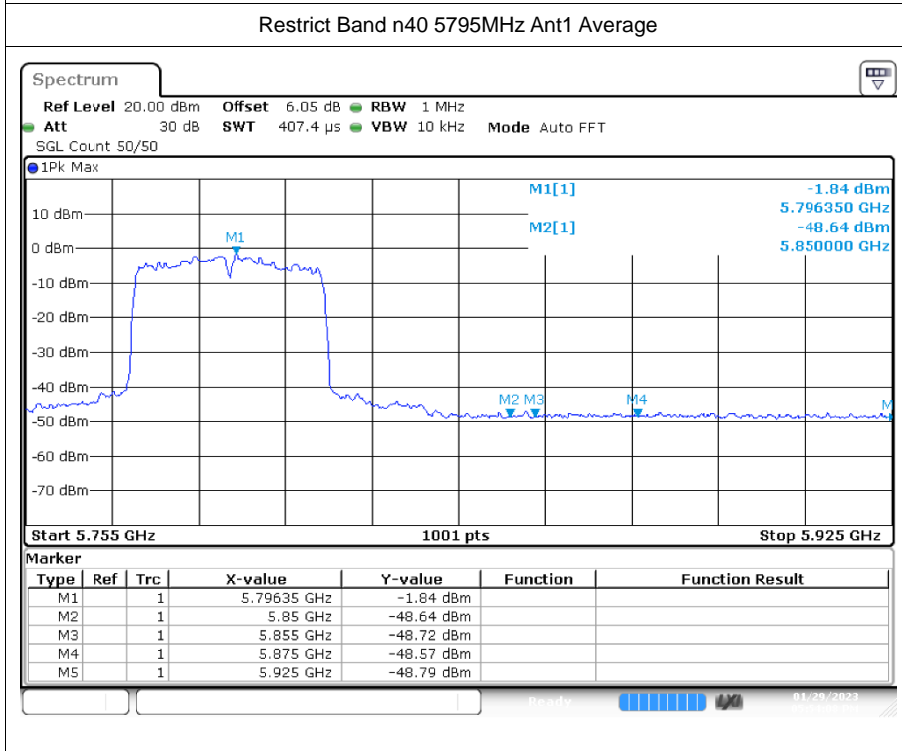
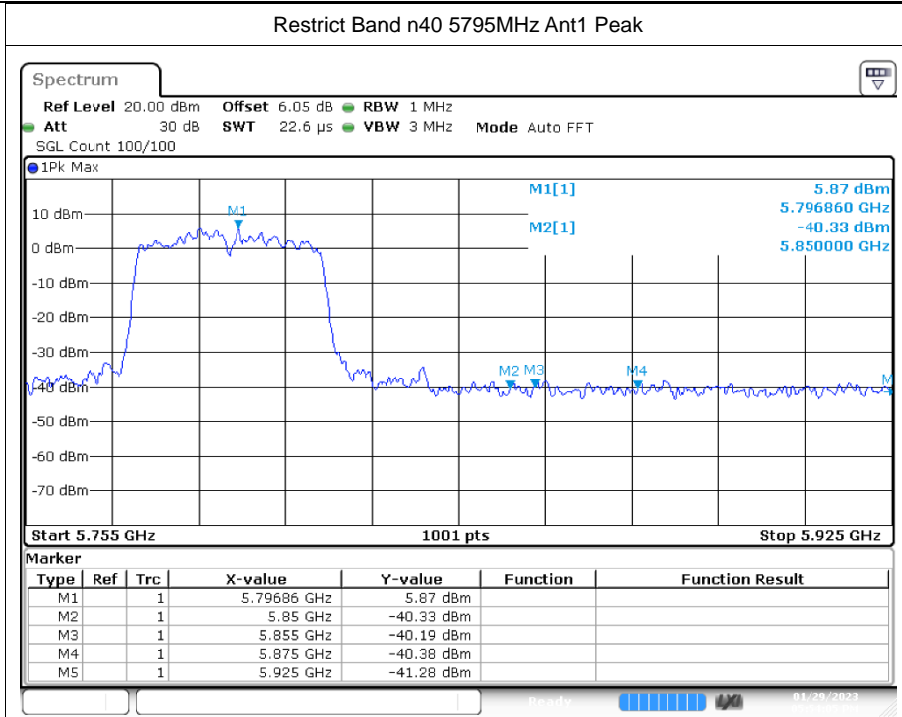


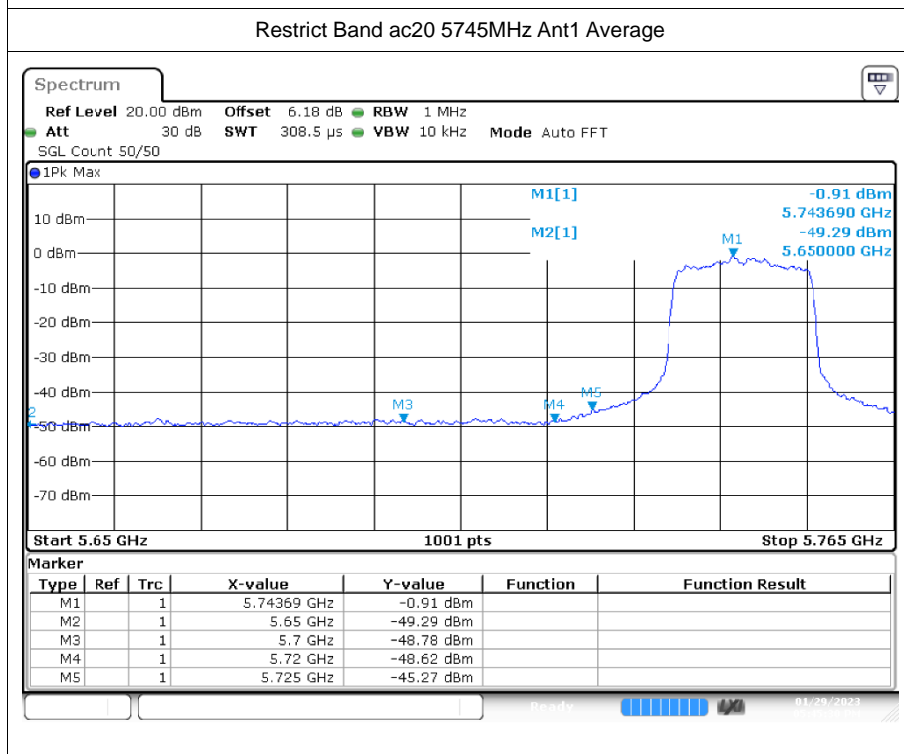
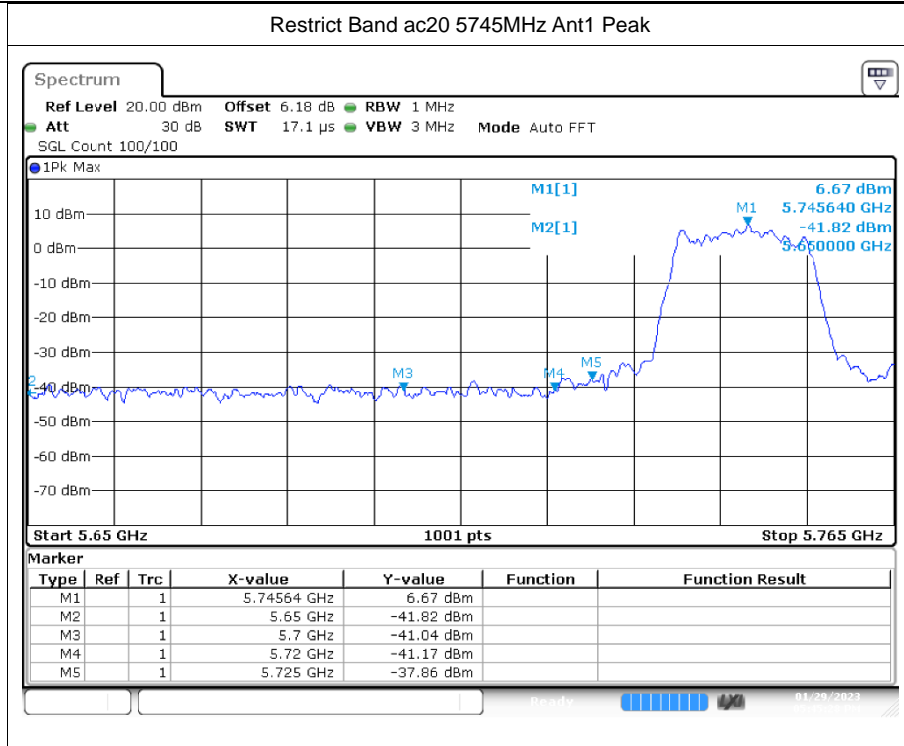
Restrict Band n40 5755MHz Ant1 Peak

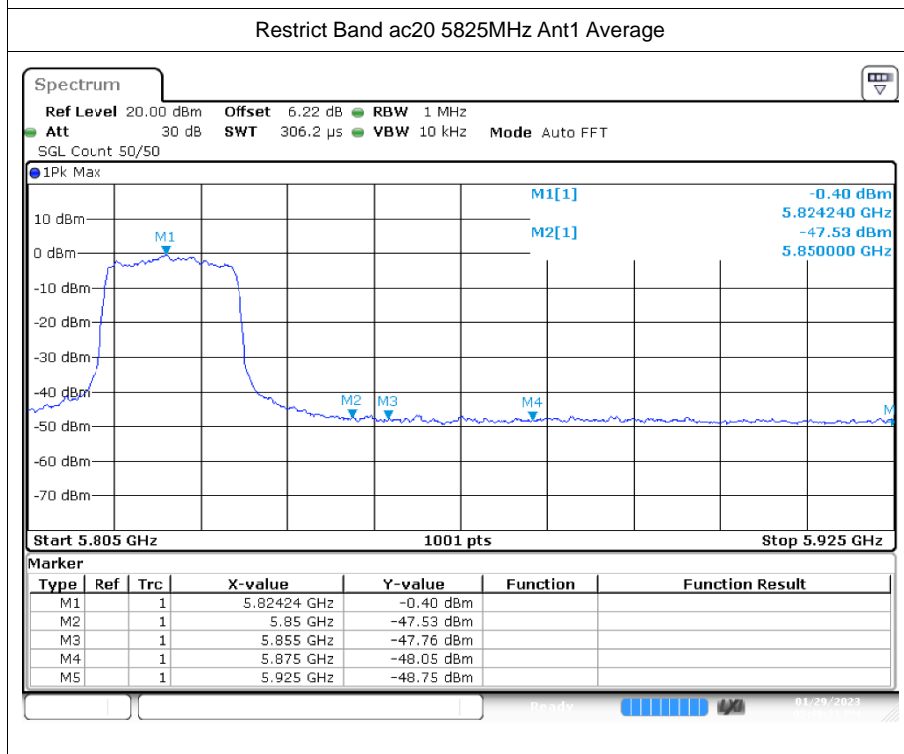
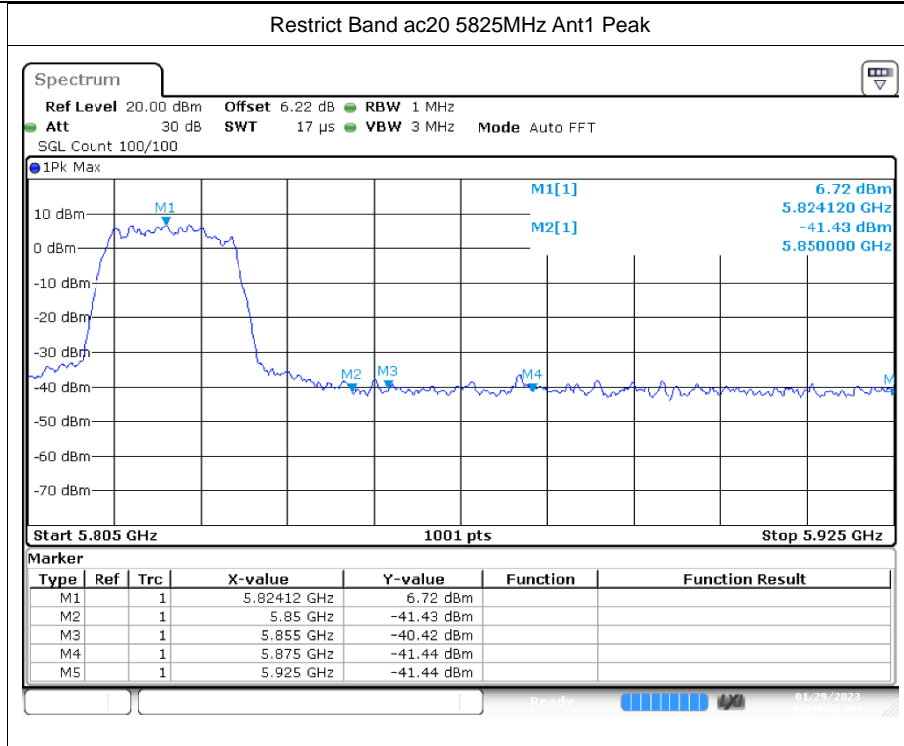


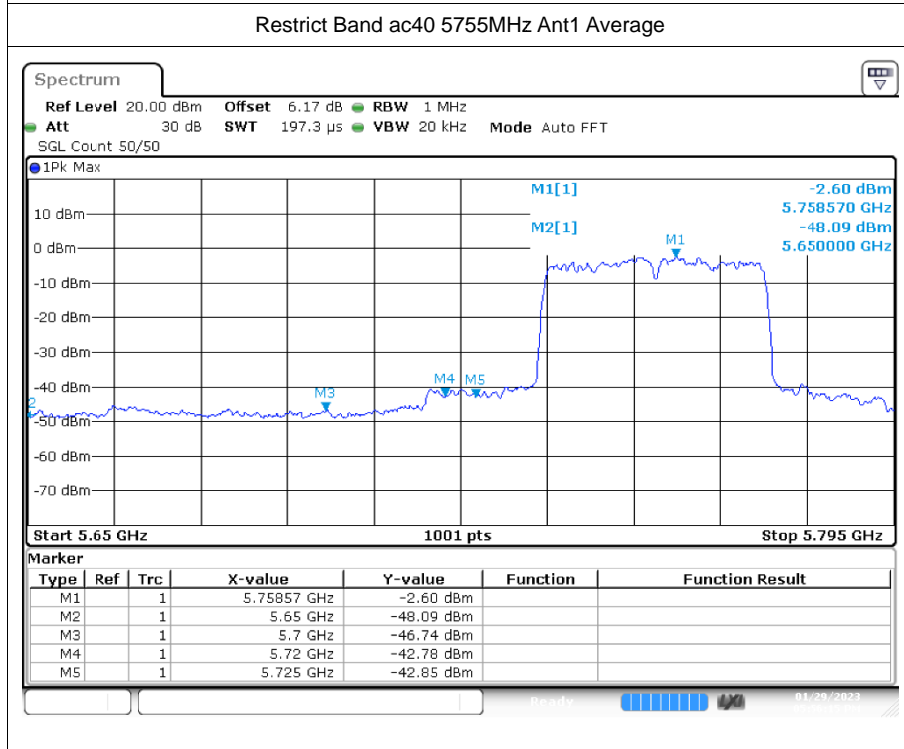
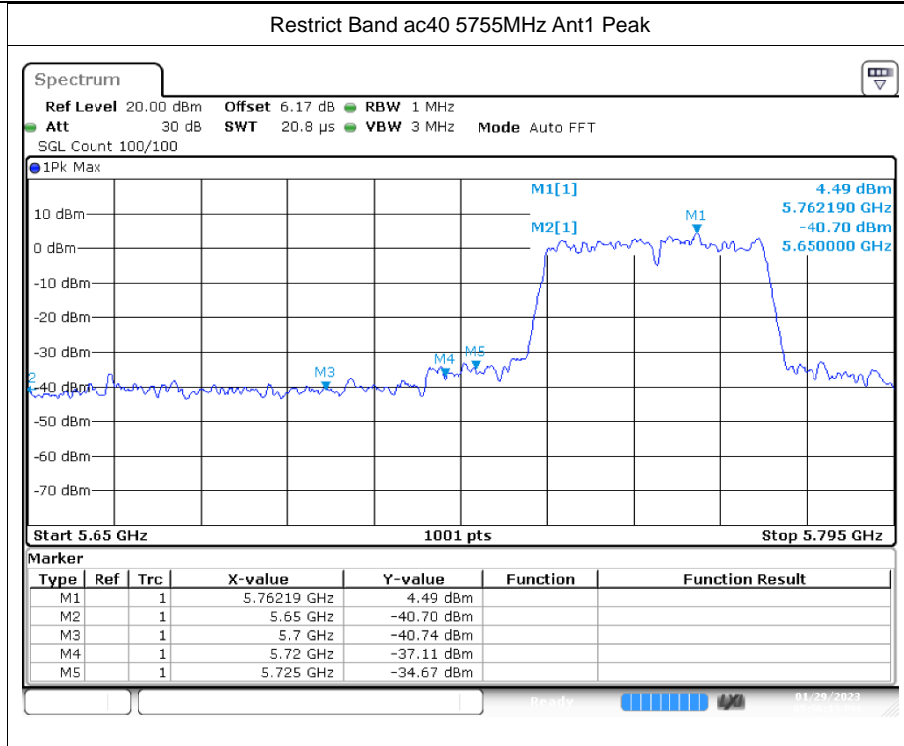
Restrict Band n40 5755MHz Ant1 Average





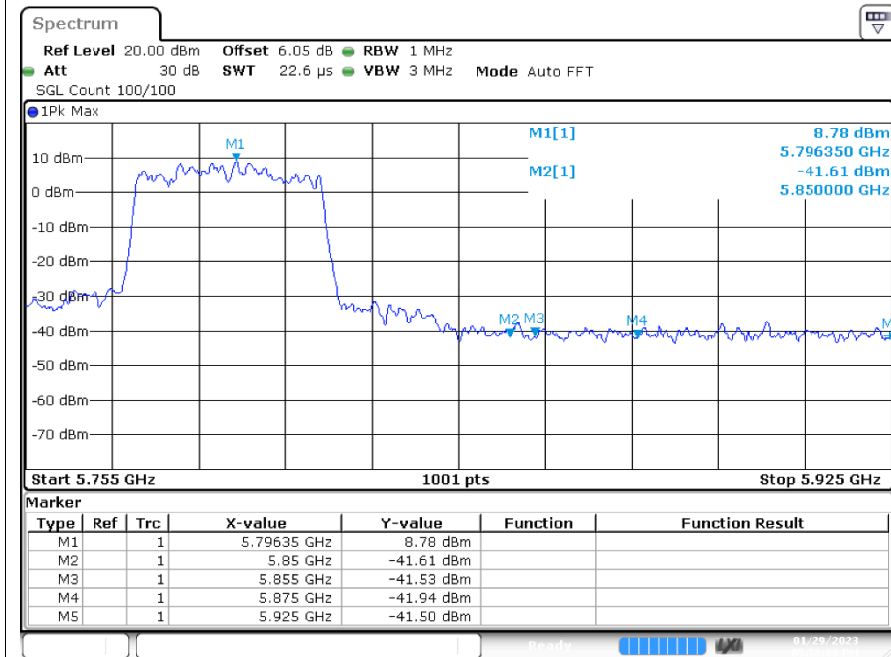




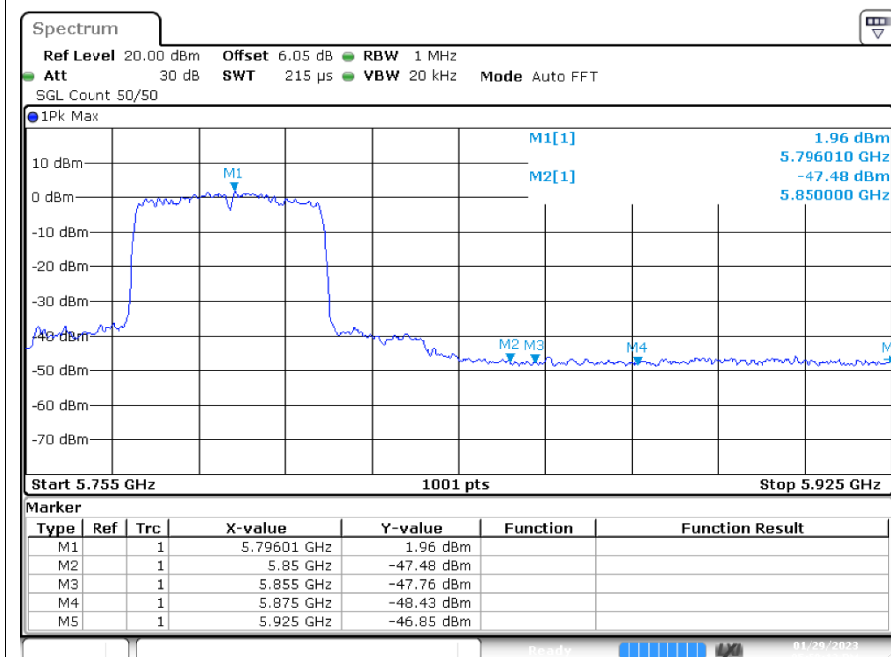




Restrict Band ac40 5795MHz Ant1 Peak

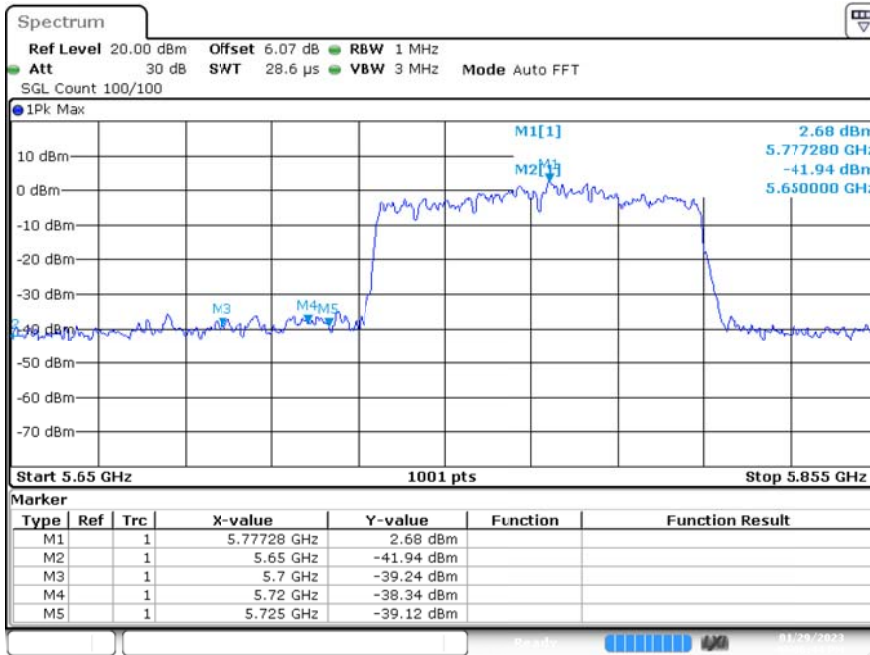


Restrict Band ac40 5795MHz Ant1 Average

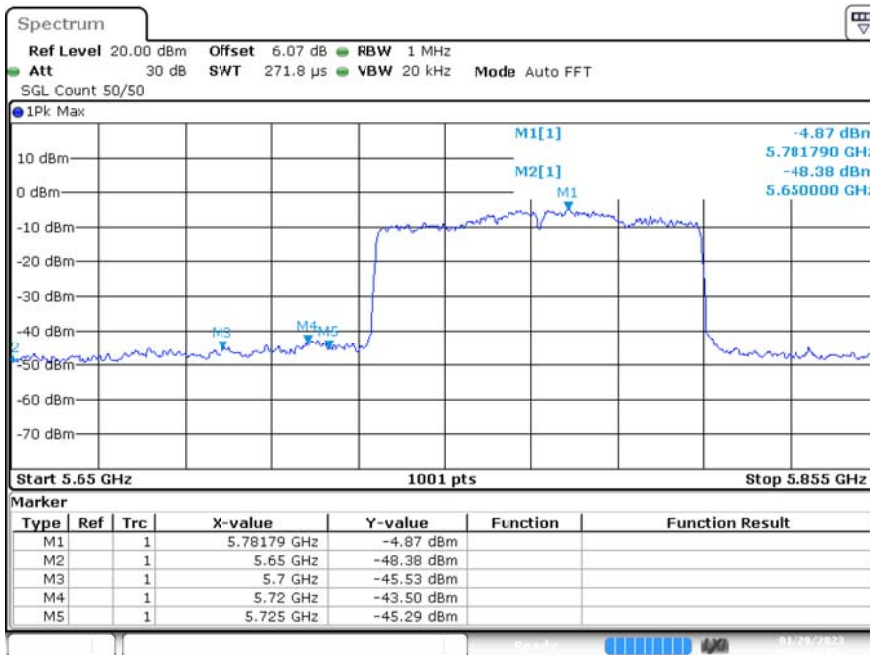


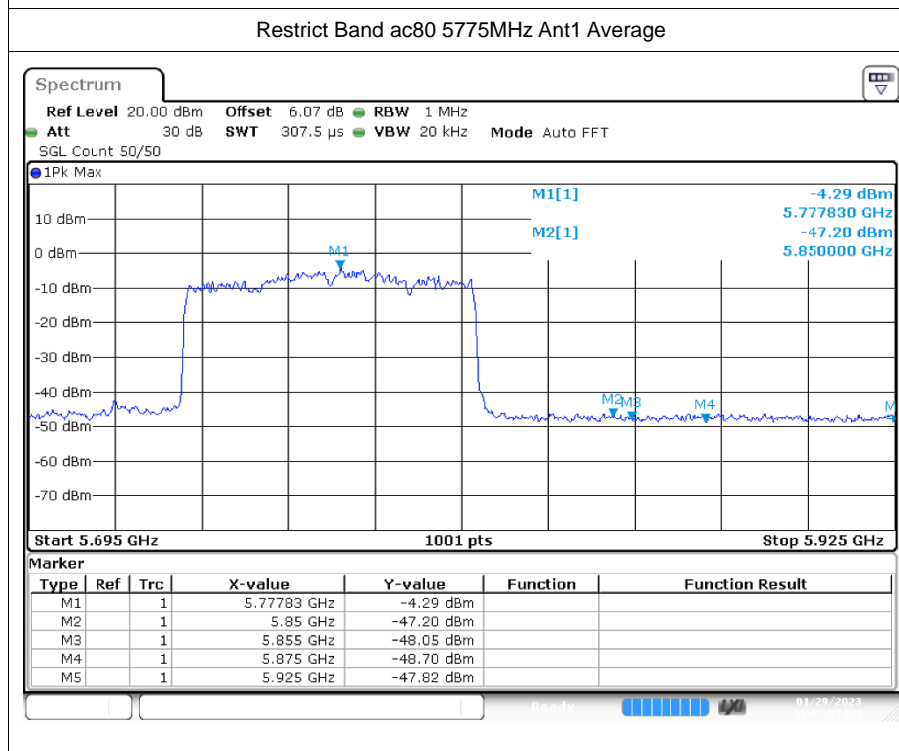
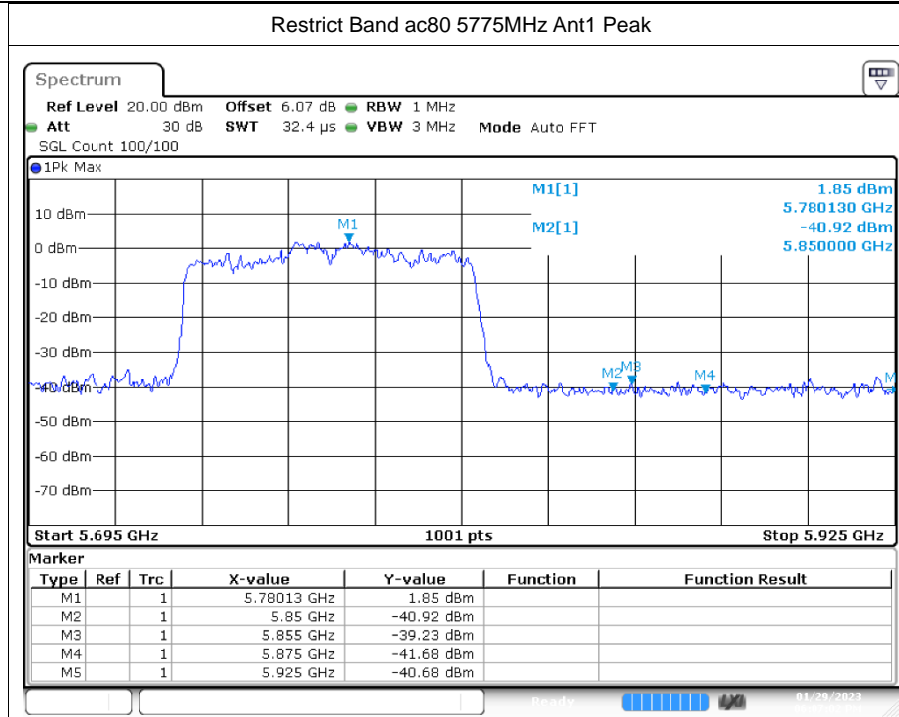


Restrict Band ac80 5775MHz Ant1 Peak



Restrict Band ac80 5775MHz Ant1 Average





---The End---